



**FY 2014-15 FIRST QUARTER  
INVESTMENT REPORT**

**FOR THE PERIOD ENDING  
DECEMBER 31, 2014**



Attached is the first quarter investment report for the period ended December 31, 2014.

There are several changes to this report that I would like to acknowledge:

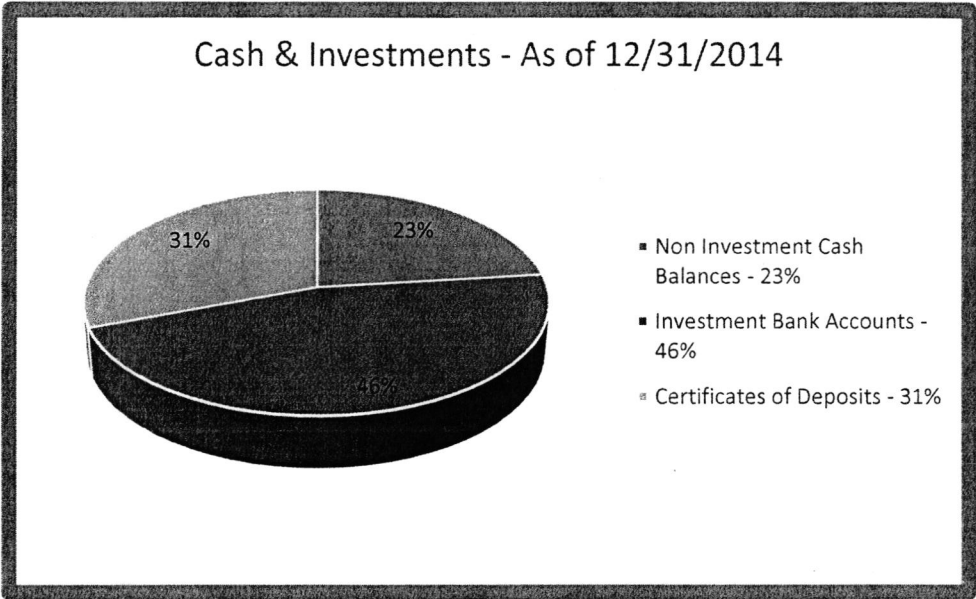
- Total Cash and Investments Graph – The graph and table shows the total of cash and investments with the allocation of each type. This was added to the report to give an overall picture of the liquidity.
- Non-Investment Cash Accounts – The report was added to provide additional information on the amount of cash on hand at the end of the quarter. It plays a part in the overall liquidity for the City of Kingsville.
- City of Kingsville CD listing – The Fund column has been added so that readers will know which fund owns the investment.
- Investment Summary Comparison – This new report is a snapshot of the net change in each investment for the quarter and provides a total net change in the overall investments.
- Summary Statements – Full transactional details for each investment have been replaced with summary statements for each investment. Detail reports can be provided if necessary.
- Project Descriptions – This is a new report that indicates what each investment is allocated for. It also indicates how much has been budgeted in the current fiscal year for specific projects and purposes and indicates how much is on deposit for the investment. This report provides current fiscal year funding information for large capital projects and purchases.

I hope the changes to the Investment Report provide additional information that is both informative and useful.

---

Deborah R Balli CPA, Finance Director

**City of Kingsville  
Total Cash and Investments  
For Quarter Ended 12/31/2014**



<b>Total Cash &amp; Investments</b>	
Non-Investment Cash Balances - 23%	8,317,170.71
Investment Bank Accounts - 46%	16,570,944.24
Certificates of Deposits - 31%	11,020,000.00
	35,908,114.95

**City of Kingsville**  
**Non Investment Cash Accounts**  
**As of December 31, 2014**

<b>Description</b>	<b>GL Account Number</b>	<b>Bank</b>	<b>Fund</b>	<b>Amount</b>
Petty Cash Accounts	001-0-02000 001-0-03000	Departments	001	3,100.00
Hot Funds Tax Escrow Account	002-0-04000	Kleberb Bank - 4206	002	734,682.01
Police State Forfeiture	005-0-08005	Kleberb Bank - 3870	005	63,790.13
Police State Pending Forfeiture	005-0-08550	Kleberb Bank - 3862	005	857,332.90
Task Force Pending	008-0-04051	Kleberb Bank - 3714	008	1,132,073.29
Task Force Program Income	008-0-05050	Kleberb Bank - 3722	008	23,732.98
Task Force Federal Forfeiture	008-0-08050	Kleberb Bank - 3706	008	53,395.86
Police Federal Forefeiture	028-0-08051	Kleberb Bank - 3854	028	26,323.81
Insurance Fund	138-0-09010	Kleberb Bank - 3730	138	153,303.00
Pooled Cash	700-0-01050	Kleberb Bank - 3676	700	5,153,656.42
Cash Bond Account	700-0-01070	Bank of South Texas	700	115,780.31
Total Non Investment Cash Account Balances				<u><u>8,317,170.71</u></u>

City of Kingsville CD's 10/1/14 to 12/31/14

CD #	Investment	Texas Class		Term Days	Purchase Issue Date	Maturity Date	Principal Amount	Daily Interest	# Interest Days	Interest		Principal Plus Interest
		Acct #	Fund							Earned 1st Qtr	Interest Rate %	
51571	Landfill Closure	0007	090	365	9/26/2014	9/26/2015	2,409,600.00	26.30	92	2,419.60	0.40	2,412,019.60
51573	Self Insurance	0018	138	365	9/26/2014	9/26/2015	100,400.00	1.10	92	101.20	0.40	100,501.2
51574	CO 2013 - GF Streets	0009	067	365	9/26/2014	9/26/2015	502,000.00	5.48	92	504.16	0.40	502,504.2
51575	CO 2013 - UF SW Drainage	0010	068	365	9/26/2014	9/26/2015	2,008,000.00	21.92	92	2,016.64	0.40	2,010,016.6
	289 Kleberg Bank	N/A	001	365	4/1/2014	4/1/2015	3,000,000.00	32.88	275	9,042.00	0.40	3,009,042.0
	289 Kleberg Bank	N/A	051	365	4/1/2014	4/1/2015	3,000,000.00	32.88	275	9,042.00	0.40	3,009,042.0
Total as of 12/31/13							<u>11,020,000.00</u>			<u>23,125.60</u>		<u>11,043,125.60</u>

**Sign Off**

Sign Off

**Accounts**

Overview

History

Online Activity

eStatements

**Transactions**

Funds Transfer

Recurring

Remote Deposit

**Commercial**

Single Payment

Single Receipt

Payroll

Payments

Collections

Wire Transfer

Tax Payment

ACH Pass-Thru

Positive Pay

**Services**

Money Manager

Other Services

Messages

Address Change

Stop Payment

Check Reorder

**Preferences**

Account

Alerts

Security

Custom Settings

Mobile

**Account Overview**

**You have 8 new messages**

This page provides an overview of your accounts by account type. To view the details and transaction history on your account, click on the Quick Action icon (lightning bolt) to the right of the Current Balance for a list of options, or double click the account name.

Checking			
Account	Updated	Current Balance	Available Balance
*CMA Account ✓ XXXXXXXX3676	2/2/2015 11:11 AM	\$1,165,198.46	\$1,246,703.26
*Accounts Payable XXXXXXXX3684	2/2/2015 11:11 AM	\$0.00	-\$4,736.37
*Payroll XXXXXXXX3692	2/2/2015 11:11 AM	\$0.00	-\$73.11
Task Force Federal Forfeiture Fund ✓ XXXXXXXX3706	2/2/2015 11:11 AM	\$53,398.20	\$53,398.20
Task Force Pending ✓ XXXXXXXX3714	2/2/2015 11:11 AM	\$1,578,415.32	\$1,578,415.32
Task Force Program Income ✓ XXXXXXXX3722	2/2/2015 11:11 AM	\$19,568.98	\$19,568.98
*Insurance Fund ✓ XXXXXXXX3730	2/2/2015 11:11 AM	\$220,133.43	\$213,380.90
Hotel Occupancy Taxes ✓ XXXXXXXX4206	2/2/2015 11:11 AM	\$732,078.69	\$732,078.69
Federal Forfeiture Fund ✓ XXXXXXXX3854	2/2/2015 11:11 AM	\$26,324.97	\$26,324.97
Police Department ✓ XXXXXXXX3862	2/2/2015 11:11 AM	\$857,370.48	\$857,370.48
State Forfeiture Funds ✓ XXXXXXXX3870	2/2/2015 11:11 AM	\$66,842.94	\$66,842.94
Disaster Relief Donations XXXXXXXX4117	2/2/2015 11:11 AM	\$0.00	\$0.00
Volunteer Fire Dept XXXXXXXX7160	2/2/2015 11:11 AM	\$2,440.00	\$2,440.00
<b>Subtotal:</b>		<b>\$4,721,771.47</b>	<b>\$4,791,714.26</b>
CD Accounts			
Account	Updated	Current Balance	Accrued Interest
<b>PUBLIC FUND CD &gt;</b> XXXXXXXX0289	2/2/2015 11:11 AM	\$6,000,000.00	\$20,186.30
<b>PUBLIC FUND CD &gt;</b> XXXXXXXX1571	2/2/2015 11:11 AM	\$2,409,600.00	\$3,406.45
<b>PUBLIC FUND CD &gt;</b> XXXXXXXX1573	2/2/2015 11:11 AM	\$100,400.00	\$141.93
<b>PUBLIC FUND CD &gt;</b> XXXXXXXX1574	2/2/2015 11:11 AM	\$502,000.00	\$709.68
<b>PUBLIC FUND CD &gt;</b> XXXXXXXX1575	2/2/2015 11:11 AM	\$2,008,000.00	\$2,838.70
<b>Subtotal:</b>		<b>\$11,020,000.00</b>	<b>\$27,283.06</b>

*Daily Int*

Last Logon Date: 2/2/2015 10:12 AM

Print

Help

This page provides a list of transaction items for your individual accounts. Choose an account from the drop-down list to view the detailed history for that account.

**Investment Summary Comparison**  
**Qtr Ended 09/30/14 vs Qtr Ended 12/31/14**

Investment	Account #	Fund	Qtr Ended 09/30/2014	Qtr Ended 12/31/14	Net Change
CO Series 2000	TX 01-0170-0001	001 / 051	27,070.09	0.00	(27,070.09)
CO Series 1998	TX 01-0170-0002	035	53,228.68	41,172.30	(12,056.38)
Task Force - Forfeit	TX 01-0170-0003	008	50,000.26	50,012.22	11.96
Task Force - Pending	TX 01-0170-0005	008	759,510.53	759,692.69	182.16
Task Force -Prog Income	TX 01-0170-0006	008	5,000.02	134,997.99	129,997.97
Landfill Closer Acct	TX 01-0170-0007	090	924,274.62	368,461.25	(555,813.37)
CMA Savings	TX 01-0170-0008	700	2,787,716.33	1,374,162.62	(1,413,553.71)
CO 2013 Street Projects	TX 01-0170-0009	067	474,531.91	474,645.83	113.92
CO 2013 Sorm Water	TX 01-0170-0010	068	1,731,279.17	1,731,694.11	414.94
GO Debt Service	TX 01-0170-0011	011	527,040.12	1,095,282.88	568,242.76
Utility Fund Debt Service	TX 01-0170-0012	012	573,557.91	959,598.65	386,040.74
CMA Acct - M&O Taxes	TX 01-0170-0015	700	555,975.66	2,237,607.30	1,681,631.64
CO Series 2001	TX 01-0170-0017	038	204.60	0.00	(204.60)
Self Insurance Fund	TX 01-0170-0018	138	473,285.26	385,184.07	(88,101.19)
Federal Forfeiture Funds	TX 01-0170-0020	028	9,724.45	9,727.04	2.59
State Forfeiture Funds	TX 01-0170-0021	005	547,741.20	547,872.60	131.40
CO Series 2002	TX 01-0170-0022	039	78,710.23	79,266.38	556.15
State Pending	TX 01-0170-0024	005	86,220.12	86,240.53	20.41
Capital Projects Fund	TX 01-0170-0025	003	80.08	0.00	(80.08)
CO 2005 Construction	TX 01-0170-0026	062	108,028.72	107,996.49	(32.23)
CO Series 2007	TX 01-0170-0028	063	1,172.30	0.00	(1,172.30)
UF Capital Projects FD 054	TX 01-0170-0029	054	658,058.48	1,249,170.23	591,111.75
CO Series 2009	TX 01-0170-0030	064	97,393.84	99,653.77	2,259.93
Sanitation Collection Addtl Rev	TX 01-0170-0031	087	197,043.01	109,056.31	(87,986.70)
GF Capital Projects	TX 01-0170-0032	091	1,558,640.53	2,087,865.36	529,224.83
CO 2011 - GF 065	TX 01-0170-0033	065	260,915.88	260,978.44	62.56
CO 2011 - UF 066	TX 01-0170-0034	066	2,307,924.65	2,320,605.18	12,680.53
<b>Total Accounts</b>			<b>14,854,328.65</b>	<b>16,570,944.24</b>	<b>1,716,615.59</b>

**City of Kingsville**  
**Total Investments Percentages**

		12/31/2014	11/30/2014	10/31/2014
<b>TEXAS CLASS / KLEBERG BANK</b>	Investment Pool	16,570,944.24	15,030,891.76	14,900,823.09
<b>KLEBRERG BANK</b>	Certificates of Deposit	11,020,000.00	11,020,000.00	11,020,000.00
<b>TOTAL INVESTMENTS</b>		27,590,944.24	26,050,891.76	25,920,823.09
Percentage in Cash	(at least 35 % mature in 90 days or less)	60.06%	57.70%	57.49%
Percentage in CD's	(at least 10% in U.S. T-Bill or CD's)	39.94%	42.30%	42.51%
Percentage in U.S. Treasuries	(long term over 1 year; not to exceed 10%)	0.00%	0.00%	0.00%





# Summary Statement

October 2014

## City of Kingsville

P.O. Box 1458  
 Kingsville, TX 78364  
 U.S.A.

### TXCLASS

Average Monthly Yield: 0.10%

	Beginning Balance	Contributions	Withdrawals	Income Earned	Income Earned YTD	Average Daily Balance	Month End Balance
TX-01-0170-0001 CO SERIES 2000	27,070.09	0.00	0.00	2.17	13.57	27,071.24	27,072.26
TX-01-0170-0002 CO SERIES 1998	53,228.68	0.00	0.00	4.33	42.16	53,230.98	53,233.01
TX-01-0170-0003 TASK FORCE: FORFEIT	50,000.26	0.00	0.00	4.03	614.27	50,002.40	50,004.29
TX-01-0170-0004 TASK FORCE: MISC.	0.00	0.00	0.00	0.00	0.00	0.00	0.00
TX-01-0170-0005 TASK FORCE: PENDING	759,510.53	0.00	0.00	61.38	622.88	759,543.17	759,571.91
TX-01-0170-0006 TASK FORCE: PRG. INC	5,000.02	0.00	0.00	0.35	295.41	5,000.21	5,000.37
TX-01-0170-0007 LANDFILL CLOSER ACCT	924,274.62	0.00	0.00	74.67	773.47	924,314.32	924,349.29
TX-01-0170-0008 CMA-SAVINGS	2,787,716.33	0.00	227,660.50	223.33	4,042.90	2,765,804.25	2,560,279.16
TX-01-0170-0009 CO 2013 STREET PROJECTS	474,531.91	0.00	0.00	38.40	381.98	474,552.33	474,570.31
TX-01-0170-0010 CO 2013 STORM WATER	1,731,279.17	0.00	0.00	139.81	1,575.71	1,731,353.51	1,731,418.98
TX-01-0170-0011 GO DEBT SERVICE	527,040.12	63,809.42	0.00	44.55	724.35	551,336.51	590,894.09
TX-01-0170-0012 UTILITY FUND DEBT SERVICE	573,557.91	0.00	0.00	46.24	152.52	573,582.50	573,604.15
TX-01-0170-0013 FIRE BLDG CONST FUND	0.00	0.00	0.00	0.00	0.00	0.00	0.00
TX-01-0170-0014 POLICE BLDG FUND	0.00	0.00	0.00	0.00	0.00	0.00	0.00
TX-01-0170-0015 CMA ACCOUNT - M&O TAXES	555,975.66	222,770.58	0.00	51.76	1,495.77	640,429.01	778,798.00
TX-01-0170-0016 COMPUTER LEASE ACCT.	0.00	0.00	0.00	0.00	0.00	0.00	0.00
TX-01-0170-0017 C.O. SERIES 2001	204.60	0.00	0.00	0.00	0.00	204.60	204.60



# Summary Statement

October 2014

## City of Kingsville

P.O. Box 1458  
 Kingsville, TX 78364  
 U.S.A.

TX-01-0170-0018 SELF INSURANCE FUND	473,285.26	227,660.50	241,283.61	29.80	198.09	368,972.11	459,691.95
TX-01-0170-0019 DISPUTED WATER CHARGES	0.00	0.00	0.00	0.00	0.00	0.00	0.00
TX-01-0170-0020 FEDERAL FORFEITURE FUNDS	9,724.45	0.00	0.00	0.88	16.72	9,724.91	9,725.33
TX-01-0170-0021 STATE FORFEITURE FUNDS	547,741.20	0.00	0.00	44.29	817.16	547,764.75	547,785.49
TX-01-0170-0022 C.O. SERIES 2002	78,710.23	0.00	0.00	6.46	55.24	78,713.66	78,716.69
TX-01-0170-0023 C.O. SERIES 2002A	0.00	0.00	0.00	0.00	0.00	0.00	0.00
TX-01-0170-0024 STATE PENDING FORFEITURE FUND	86,220.12	0.00	0.00	6.87	67.38	86,223.78	86,226.99
TX-01-0170-0025 CAPITAL PROJECTS FUND	80.08	0.00	0.00	0.00	0.12	80.08	80.08
TX-01-0170-0026 CO 2005 - CONSTRUCTION	108,028.72	0.00	0.00	8.69	87.31	108,033.34	108,037.41
TX-01-0170-0027 CO 2005 - I&S	0.00	0.00	0.00	0.00	0.00	0.00	0.00
TX-01-0170-0028 C.O. SERIES 2007	1,172.30	0.00	0.00	0.04	0.43	1,172.32	1,172.34
TX-01-0170-0029 UF CAPITAL PROJECTS FUND 054	658,058.48	0.00	0.00	53.06	70.60	658,086.70	658,111.54
TX-01-0170-0030 CO SERIES 2009	97,393.84	0.00	0.00	7.80	43.70	97,397.99	97,401.64
TX-01-0170-0031 SANITATION COLLECTN ADDTL REV	197,043.01	0.00	0.00	15.85	157.17	197,051.44	197,058.86
TX-01-0170-0032 GF CAPITAL PROJECTS FUND 091	1,558,640.53	0.00	0.00	125.86	388.62	1,558,707.45	1,558,766.39
TX-01-0170-0033 CO 2011 - GF 065	260,915.88	0.00	0.00	21.08	467.39	260,927.09	260,936.96
TX-01-0170-0034 CO 2011 - UF 066	2,307,924.65	0.00	0.00	186.35	2,145.51	2,308,023.74	2,308,111.00
<b>Total</b>	<b>14,854,328.65</b>	<b>514,240.50</b>	<b>468,944.11</b>	<b>1,198.05</b>	<b>15,250.43</b>	<b>14,837,304.42</b>	<b>14,900,823.09</b>



# Summary Statement

November 2014

## City of Kingsville

P.O. Box 1458  
 Kingsville, TX 78364  
 U.S.A.

### TXCLASS

Average Monthly Yield: 0.10%

	Beginning Balance	Contributions	Withdrawals	Income Earned	Income Earned YTD	Average Daily Balance	Month End Balance
TX-01-0170-0001 CO SERIES 2000	27,072.26	0.00	27,072.26	1.19	14.76	15,341.84	1.19
TX-01-0170-0002 CO SERIES 1998	53,233.01	0.00	12,067.85	3.78	45.94	48,005.74	41,168.94
TX-01-0170-0003 TASK FORCE: FORFEIT	50,004.29	0.00	0.00	3.90	618.17	50,006.37	50,008.19
TX-01-0170-0004 TASK FORCE: MISC.	0.00	0.00	0.00	0.00	0.00	0.00	0.00
TX-01-0170-0005 TASK FORCE: PENDING	759,571.91	0.00	0.00	59.40	682.28	759,603.59	759,631.31
TX-01-0170-0006 TASK FORCE: PRG. INC	5,000.37	75,085.56	4,165.00	5.76	301.17	73,254.33	75,926.69
TX-01-0170-0007 LANDFILL CLOSER ACCT	924,349.29	0.00	185,331.17	66.03	839.50	844,076.10	739,084.15
TX-01-0170-0008 CMA-SAVINGS	2,560,279.16	38,723.48	325,594.86	190.38	4,233.28	2,436,072.50	2,273,598.16
TX-01-0170-0009 CO 2013 STREET PROJECTS	474,570.31	0.00	0.00	37.13	419.11	474,590.11	474,607.44
TX-01-0170-0010 CO 2013 STORM WATER	1,731,418.98	0.00	0.00	135.30	1,711.01	1,731,491.14	1,731,554.28
TX-01-0170-0011 GO DEBT SERVICE	590,894.09	95,050.63	0.00	50.13	774.48	641,174.63	685,994.85
TX-01-0170-0012 UTILITY FUND DEBT SERVICE	573,604.15	128,624.85	0.00	49.16	201.68	629,366.57	702,278.16
TX-01-0170-0013 FIRE BLDG CONST FUND	0.00	0.00	0.00	0.00	0.00	0.00	0.00
TX-01-0170-0014 POLICE BLDG FUND	0.00	0.00	0.00	0.00	0.00	0.00	0.00
TX-01-0170-0015 CMA ACCOUNT - M&O TAXES	778,798.00	229,423.93	0.00	71.16	1,566.93	910,148.59	1,008,293.09
TX-01-0170-0016 COMPUTER LEASE ACCT.	0.00	0.00	0.00	0.00	0.00	0.00	0.00
TX-01-0170-0017 C.O. SERIES 2001	204.60	0.00	0.00	0.00	0.00	204.60	204.60

Email: [clientservices@texasclass.com](mailto:clientservices@texasclass.com) Tel: (800) 707-6242 Fax: (855) 848-9910 [www.texasclass.com](http://www.texasclass.com)



# Summary Statement

November 2014

## City of Kingsville

P.O. Box 1458  
 Kingsville, TX 78364  
 U.S.A.

TX-01-0170-0018 SELF INSURANCE FUND	459,691.95	0.00	241,323.82	27.31	225.40	349,183.68	218,395.44
TX-01-0170-0019 DISPUTED WATER CHARGES	0.00	0.00	0.00	0.00	0.00	0.00	0.00
TX-01-0170-0020 FEDERAL FORFEITURE FUNDS	9,725.33	0.00	0.00	0.83	17.55	9,725.77	9,726.16
TX-01-0170-0021 STATE FORFEITURE FUNDS	547,785.49	0.00	0.00	42.83	859.99	547,808.33	547,828.32
TX-01-0170-0022 C.O. SERIES 2002	78,716.69	537.00	0.00	6.23	61.47	78,952.71	79,259.92
TX-01-0170-0023 C.O. SERIES 2002A	0.00	0.00	0.00	0.00	0.00	0.00	0.00
TX-01-0170-0024 STATE PENDING FORFEITURE FUND	86,226.99	0.00	0.00	6.67	74.05	86,230.55	86,233.66
TX-01-0170-0025 CAPITAL PROJECTS FUND	80.08	0.00	80.08	0.00	0.12	45.38	0.00
TX-01-0170-0026 CO 2005 - CONSTRUCTION	108,037.41	0.00	58.00	8.40	95.71	108,016.76	107,987.81
TX-01-0170-0027 CO 2005 - I&S	0.00	0.00	0.00	0.00	0.00	0.00	0.00
TX-01-0170-0028 C.O. SERIES 2007	1,172.34	0.00	1,172.34	0.04	0.47	664.36	0.04
TX-01-0170-0029 UF CAPITAL PROJECTS FUND 054	658,111.54	196,970.01	0.00	58.08	128.68	743,494.30	855,139.63
TX-01-0170-0030 CO SERIES 2009	97,401.64	2,236.40	0.00	7.67	51.37	98,374.81	99,645.71
TX-01-0170-0031 SANITATION COLLECTN ADDTL REV	197,058.86	0.00	29,342.42	14.40	171.57	184,351.77	167,730.84
TX-01-0170-0032 GF CAPITAL PROJECTS FUND 091	1,558,766.39	185,411.25	9,087.28	127.78	516.40	1,635,239.91	1,735,218.14
TX-01-0170-0033 CO 2011 - GF 065	260,936.96	0.00	0.00	20.40	487.79	260,947.84	260,957.36
TX-01-0170-0034 CO 2011 - UF 066	2,308,111.00	12,125.85	0.00	180.83	2,326.34	2,313,461.85	2,320,417.68
<b>Total</b>	<b>14,900,823.09</b>	<b>964,188.96</b>	<b>835,295.08</b>	<b>1,174.79</b>	<b>16,425.22</b>	<b>15,029,834.11</b>	<b>15,030,891.76</b>



# Summary Statement

December 2014

## City of Kingsville

P.O. Box 1458  
 Kingsville, TX 78364  
 U.S.A.

### TXCLASS

Average Monthly Yield: 0.10%

	Beginning Balance	Contributions	Withdrawals	Income Earned	Income Earned YTD	Average Daily Balance	Month End Balance
TX-01-0170-0001 CO SERIES 2000	1.19	0.00	1.19	0.00	14.76	0.42	0.00
TX-01-0170-0002 CO SERIES 1998	41,168.94	0.00	0.00	3.36	49.30	41,170.72	41,172.30
TX-01-0170-0003 TASK FORCE: FORFEIT	50,008.19	0.00	0.00	4.03	622.20	50,010.32	50,012.22
TX-01-0170-0004 TASK FORCE: MISC.	0.00	0.00	0.00	0.00	0.00	0.00	0.00
TX-01-0170-0005 TASK FORCE: PENDING	759,631.31	0.00	0.00	61.38	743.66	759,663.82	759,692.69
TX-01-0170-0006 TASK FORCE: PRG. INC	75,926.69	59,061.58	0.00	9.72	310.89	120,338.60	134,997.99
TX-01-0170-0007 LANDFILL CLOSER ACCT	739,084.15	0.00	370,662.34	39.44	878.94	488,014.42	368,461.25
TX-01-0170-0008 CMA-SAVINGS	2,273,598.16	18,380.39	917,943.40	127.47	4,360.75	1,578,233.56	1,374,162.62
TX-01-0170-0009 CO 2013 STREET PROJECTS	474,607.44	0.00	0.00	38.39	457.50	474,627.78	474,645.83
TX-01-0170-0010 CO 2013 STORM WATER	1,731,554.28	0.00	0.00	139.83	1,850.84	1,731,628.34	1,731,694.11
TX-01-0170-0011 GO DEBT SERVICE	685,994.85	409,221.32	0.00	66.71	841.19	825,952.54	1,095,282.88
TX-01-0170-0012 UTILITY FUND DEBT SERVICE	702,278.16	257,249.70	0.00	70.79	272.47	876,579.35	959,598.65
TX-01-0170-0013 FIRE BLDG CONST FUND	0.00	0.00	0.00	0.00	0.00	0.00	0.00
TX-01-0170-0014 POLICE BLDG FUND	0.00	0.00	0.00	0.00	0.00	0.00	0.00
TX-01-0170-0015 CMA ACCOUNT - M&O TAXES	1,008,293.09	1,229,204.43	0.00	109.78	1,676.71	1,359,068.37	2,237,607.30
TX-01-0170-0016 COMPUTER LEASE ACCT.	0.00	0.00	0.00	0.00	0.00	0.00	0.00
TX-01-0170-0017 C.O. SERIES 2001	204.60	0.00	204.60	0.00	0.00	72.60	0.00



# Summary Statement

December 2014

## City of Kingsville

P.O. Box 1458  
 Kingsville, TX 78364  
 U.S.A.

TX-01-0170-0018 SELF INSURANCE FUND	218,395.44	266,753.68	100,000.00	34.95	260.35	433,555.73	385,184.07
TX-01-0170-0019 DISPUTED WATER CHARGES	0.00	0.00	0.00	0.00	0.00	0.00	0.00
TX-01-0170-0020 FEDERAL FORFEITURE FUNDS	9,726.16	0.00	0.00	0.88	18.43	9,726.63	9,727.04
TX-01-0170-0021 STATE FORFEITURE FUNDS	547,828.32	0.00	0.00	44.28	904.27	547,851.78	547,872.60
TX-01-0170-0022 C.O. SERIES 2002	79,259.92	0.00	0.00	6.46	67.93	79,263.34	79,266.38
TX-01-0170-0023 C.O. SERIES 2002A	0.00	0.00	0.00	0.00	0.00	0.00	0.00
TX-01-0170-0024 STATE PENDING FORFEITURE FUND	86,233.66	0.00	0.00	6.87	80.92	86,237.30	86,240.53
TX-01-0170-0025 CAPITAL PROJECTS FUND	0.00	0.00	0.00	0.00	0.12	0.00	0.00
TX-01-0170-0026 CO 2005 - CONSTRUCTION	107,987.81	0.00	0.00	8.68	104.39	107,992.41	107,996.49
TX-01-0170-0027 CO 2005 - I&S	0.00	0.00	0.00	0.00	0.00	0.00	0.00
TX-01-0170-0028 C.O. SERIES 2007	0.04	0.00	0.04	0.00	0.47	0.01	0.00
TX-01-0170-0029 UF CAPITAL PROJECTS FUND 054	855,139.63	393,940.02	0.00	90.58	219.26	1,122,046.79	1,249,170.23
TX-01-0170-0030 CO SERIES 2009	99,645.71	0.00	0.00	8.06	59.43	99,649.98	99,653.77
TX-01-0170-0031 SANITATION COLLECTN ADDTL REV	167,730.84	0.00	58,684.84	10.31	181.88	127,982.58	109,056.31
TX-01-0170-0032 GF CAPITAL PROJECTS FUND 091	1,735,218.14	370,662.34	18,174.56	159.44	675.84	1,974,081.57	2,087,865.36
TX-01-0170-0033 CO 2011 - GF 065	260,957.36	0.00	0.00	21.08	508.87	260,968.53	260,978.44
TX-01-0170-0034 CO 2011 - UF 066	2,320,417.68	0.00	0.00	187.50	2,513.84	2,320,516.99	2,320,605.18
<b>Total</b>	<b>15,030,891.76</b>	<b>3,004,473.46</b>	<b>1,465,670.97</b>	<b>1,249.99</b>	<b>17,675.21</b>	<b>15,475,234.48</b>	<b>16,570,944.24</b>

**City of Kingsville  
Budgeted Project Descriptions  
FY 2014- 2015**

Investment	Account	Fund	Project Description	Amount on Deposit
CO Series 1998	TX 01-0170-0002	035	Transferring to Fund 066	41,172.30
Task Force - Forfeit	TX 01-0170-0003	008	Police Vehicle - 4 door sedan & accessories	50,012.22
Task Force - Pending	TX 01-0170-0005	008	Holding account until seized funds are released	759,692.69
Task Force -Prog Income	TX 01-0170-0006	008	Task Force Expenditures	134,997.99
Landfill Closer Acct	TX 01-0170-0007	090	Landfill Closure Costs	368,461.25
CMA Savings	TX 01-0170-0008	700	General Fund Savings Account	1,374,162.62
CO 2013 Street Projects	TX 01-0170-0009	067	Street Projects	474,645.83
CO 2013 Sorm Water	TX 01-0170-0010	068	Drainage Projects	1,731,694.11
GO Debt Service	TX 01-0170-0011	011	Debt Service Payments	1,095,282.88
Utility Fund Debt Service	TX 01-0170-0012	012	Debt Service Payments	959,598.65
CMA Acct - M&O Taxes	TX 01-0170-0015	700	Held for Debt Service Payments	2,237,607.30
Self Insurance Fund	TX 01-0170-0018	138	Held for Insurance Claims	385,184.07
Federal Forfeiture Funds	TX 01-0170-0020	028	Holding account until seized funds are released	9,727.04
State Forfeiture Funds	TX 01-0170-0021	005	Police Equipment - \$11,000	547,872.60
CO Series 2002	TX 01-0170-0022	039	Police Vehicle - \$66,214	79,266.38
State Pending	TX 01-0170-0024	005	Holding account until seized funds are released	86,240.53
Capital Projects Fund	TX 01-0170-0025	003		0.00
CO 2005 Construction	TX 01-0170-0026	062	Sewer Lines & manholes	107,996.49
CO Series 2007	TX 01-0170-0028	063	Transferring to Fund 001	0.00
UF Capital Projects FD 054	TX 01-0170-0029	054	Well #19 & Pumphouse & Force Main Project Skid Loader & Backhoe Scada Equipment & Pumps Cottage Building Renovation Dewatering Centrifuge & Pumps	1,249,170.23
CO Series 2009	TX 01-0170-0030	064	Landfill Expansion	99,653.77
Sanitation Collection Addtl Rev	TX 01-0170-0031	087	Landfill Expansion	109,056.31

**Budgeted Project Descriptions  
FY 2014- 2015**

<b>Investment</b>	<b>Account</b>	<b>Fund</b>	<b>Project Description</b>	<b>Amount on Deposit</b>
GF Capital Projects	TX 01-0170-0032	091	New City Hall AV Surveillance, Furniture, Technology - New City Hall Corridor Tree Planting Recycle Center concrete & fencing Fire Station Renovations & Computer Aided Dispatch	2,087,865.36
CO 2011 - GF 065	TX 01-0170-0033	065	Street Projects	260,978.44
CO 2011 - UF 066	TX 01-0170-0034	066	Water Lines Water Well #25	2,320,605.18
			Total Account Balances As of 12/31/2014	16,570,944.24







## INVESTMENT REPORT SIGNATURE SHEET

The following investment committee members have received a copy of the Investment Report for the quarter ended December 31, 2014 on February 5, 2015

  
\_\_\_\_\_  
Vincent Capell, City Manager

  
\_\_\_\_\_  
Arturo Pecos, Commissioner

  
\_\_\_\_\_  
Courtney Alvarez, City Attorney

  
\_\_\_\_\_  
Deborah Balli, Finance Director