



Adopted Budget FY 2013-2014

NOTICE

THE CITY OF KINGSVILLE ADOPTED A TAX RATE THAT WILL RAISE MORE TAXES FOR MAINTENANCE AND OPERATIONS THAN LAST YEAR'S TAX RATE.

THE TAX RATE WILL EFFECTIVELY BE RAISED BY 1.42 PERCENT AND WILL RAISE TAXES FOR MAINTENANCE AND OPERATIONS ON A \$100,000 HOME BY APPROXIMATELY \$-9.91.

ORDINANCE NO. 2013-53

AN ORDINANCE ADOPTING THE CITY MANAGER'S BUDGET, AS AMENDED, OF THE CITY OF KINGSVILLE, TEXAS, AND APPROPRIATING FUNDS FOR THE FISCAL YEAR BEGINNING OCTOBER 01, 2013 AND ENDING SEPTEMBER 30, 2014 IN THE PARTICULARS HEREINAFTER STATED.

BE IT ORDAINED BY THE CITY COMMISSION OF THE CITY OF KINGSVILLE, TEXAS, that the budget for FY 2013-2014 is adopted as follows:

Section One: The official budget for the City of Kingsville for the fiscal year beginning October 01, 2013 and ending September 30, 2014 has been presented to the City Commission by the City Manager, several budget workshops were conducted on such budget, along with a duly noticed public hearing, and the budget is hereby approved.

Section Two: The budget contains a complete financial statement of the City and shows (1) the outstanding obligations of the City of Kingsville, Texas, (2) the cash on hand to the credit of each fund, (3) the funds received from all sources during the preceding year, (4) the funds available from all sources during the ensuing year, (5) the estimated revenue available to cover the proposed budget, and, (6) the estimated tax rate required to cover the proposed budget. The budget shows each of the projects for which expenditures are set up and the estimated amount of money appropriated for each project.

Section Three: The sum of \$45,803,437 is hereby appropriated for the budget revenues and expenses in the amounts shown on the attached Condensed Statement of all Operating and General Obligation Debt Service Funds – Summary of Revenues and Expenditures. The General Obligation Debt Service principle is \$1,140,000 and interest is \$317,995.

Section Four: The budget and all the attached support material as outlined in the above sections shall be deemed the official budget for the City of Kingsville, Texas, for the fiscal year starting October 01, 2013 and ending September 30, 2014. A copy of the official budget shall be kept by the City Secretary with the designation thereon as the official budget for FY 2013-2014, with the date of the adoption clearly stated, and filed with the County Clerk's Office. The official budget shall be available for inspection by any taxpayer.

Section Five: The City Commission is authorized to levy taxes in accordance with this budget. The City Commission may authorize the expenditure of City funds only in strict compliance with the budget, except in an emergency. The City Commission may authorize an emergency expenditure as an amendment to

the original budget only in case of grave public necessity to meet an unusual and unforeseen condition that could not have been included in the original budget through the use of reasonably diligent care and attention. If the City Commission amends the original official budget to meet an emergency, the City Commission shall file a copy of its ordinance amending the budget with the City Secretary, and the City Secretary shall attach it to the original budget. The City Manager shall provide for the filing of true copy of the approved budget in the office of the County Clerk of Kleberg County. The City Commission reserves the right to make changes in the official budget for municipal purposes.

Section Six: All Ordinances of parts of Ordinances in conflict with this Ordinance are repealed to the extent of such conflict only.

Section Seven: If for any reason any section, paragraph, subdivision, clause, phrase, word or provision of this ordinance shall be held invalid or unconstitutional by final judgment of a court of competent jurisdiction, it shall not affect any other section, paragraph, subdivision, clause, phrase, word or provision of this ordinance, for it is the definite intent of this City Commission that every section, paragraph, subdivision, clause, phrase, word or provision hereof be given full force and effect for its purpose.

Section Eight: This Ordinance shall NOT be codified but will become effective on and after adoption and publication as required by law.


Section Nine: This Ordinance was considered, passed, and approved at a regular meeting of the City Commission of the City of Kingsville, Texas at which a quorum was present and which was held in accordance with Chapter 551 of the Texas Government Code, and Chapter 102 of the Texas Local Government Code.

INTRODUCED on this the 9th day of September, 2013.


PASSED on this the 16th day of September, 2013.


Sam R. Fugate, Mayor

ATTEST:


Mary Valenzuela, City Secretary

APPROVED AS TO FORM:


Courtney Alvarez, City Attorney

EFFECTIVE DATE: October 2, 2013

ORDINANCE NO. 2013-54

AN ORDINANCE ESTABLISHING AND ADOPTING THE AD VALOREM TAX RATE FOR ALL TAXABLE PROPERTY WITHIN THE CITY OF KINGSVILLE, TEXAS FOR THE FISCAL YEAR BEGINNING OCTOBER 01, 2013 AND ENDING SEPTEMBER 30, 2014, DISTRIBUTING THE TAX LEVY AMONG THE VARIOUS FUNDS, AND PROVIDING FOR A LIEN ON REAL AND PERSONAL PROPERTY TO SECURE THE PAYMENT OF TAXES ASSESSED.

BE IT ORDAINED BY THE CITY COMMISSION OF THE CITY OF KINGSVILLE, TEXAS, that the ad valorem tax rate for all taxable property within the city limits of Kingsville, Texas for FY 2013-2014 be established and adopted as follows:

Section One: **THIS TAX RATE WILL RAISE MORE TAXES FOR MAINTENANCE AND OPERATIONS THAN LAST YEAR'S TAX RATE.**

THE TAX RATE WILL EFFECTIVELY BE RAISED BY 1.42 PERCENT AND WILL RAISE TAXES FOR MAINTENANCE AND OPERATIONS ON A \$100,000 HOME BY APPROXIMATELY \$-9.91.

Section Two: That there be and there is hereby levied and ordered collected on each One Hundred Dollar (\$100) valuation of all taxable property, real, personal, and mixed, within the corporate limits of the City of Kingsville, Texas, for the tax corporate limits of the City of Kingsville, Texas, for the tax year 2013 starting October 01, 2013 and ending September 30, 2014, the sum of \$.84220 based on 100% of the fair market value.

Section Three: Said levy shall be distributed in the following manner:

FOR GENERAL FUND EXPENDITURES (Maintenance & Operations), the sum of \$.65404 on each one hundred dollar (\$100.00) assessed valuation of such property.

FOR DEBT SERVICE FUND EXPENDITURES of annual principal, interest, and service fees of all General Obligation Bonds, Warrants, Certificates of Obligation, and Combination Tax and Junior Lien Revenue

Certificates of Obligations, of the City of Kingsville, the sum of \$.18816 on each one hundred dollar (\$100) assessed valuation of such property.

Section Four: That said taxes shall be due and payable at the time and in the manner provided by ordinances of the City of Kingsville and laws of the State of Texas, relating to the payment of taxes and providing for penalties and interest on delinquent taxes.

Section Five: There is hereby fixed, levied on each and every item of taxable property a lien for the purpose of securing the certain payment of the taxes assessed against said item of property and said lien shall continue to exist against any item of property against which a tax is assessed hereunder until such tax together with all penalties and interest shall be paid.

Section Six: This ordinance shall be in full force and effective ten days from and after the date of the second publication in a local newspaper as provided by law and the City Charter of the City of Kingsville.

Section Seven: The tax rate established and adopted by this ordinance and a copy of this ordinance shall be filed in the office of the Tax Assessor Collector.


Section Eight: That no discounts or split payments are allowed for the 2013 tax year.

Section Nine: That an exemption of \$8,400.00 be granted for any person of age sixty-five (65) or over.


Section Ten: The Kleberg County Tax Assessor-Collector is hereby authorized to assess and collect the taxes of the City of Kingsville employing the above tax rate.

INTRODUCED on this the 9th day of September, 2013.


PASSED on this the 16th day of September, 2013.


Sam R. Fugate, Mayor

ATTEST:


Mary Valenzuela, City Secretary

APPROVED AS TO FORM:


Courtney Alvarez, City Attorney

EFFECTIVE DATE: October 2, 2013

TABLE OF CONTENTS

CITY MANAGER’S TRANSMITTAL	i
Exhibit A	xii
Exhibit B	xiii

BUDGET SUMMARY

Organizational Chart	S-1
Budget Calendar	S-2
Budget Workshops	S-4
Budget Overview - All Funds Combined	S-6
Where the Money Comes From	S-7
Where the Money Goes	S-8
Fund Balances – By Fund Type	S-9
Full-Time Positions	S-10
Full-Time Employment – by Fund Type	S-11
Part-Time/Temporary Positions	S-12
Ten Year History of Full-Time Positions – by Program	S-13
Ten Year History of Citywide Employment by Service Program	S-14
Full-Time Positions – Separations & Turnover	S-15

ALL FUNDS COMBINED

All Revenues (by Revenue type)	1
All Expenditures (by Expenditure type)	5

GENERAL FUND TYPE

Consolidated Fund Revenues (by Revenue type)	10
Consolidated Fund Expenditures (by Expenditure type)	13

Department Detail:

Dept. 000 Non-Departmental	17
Dept. 100 City Commission	18
Dept. 101 City Manager	19
Dept. 102 Municipal Building	20
Dept. 103 City Special	21
Dept. 110 Personnel	23
Dept. 120 Risk Management	24
Dept. 140 Legal	25
Dept. 160 Planning and Development Services	26
Dept. 170 Solid Waste Management	32
Dept. 180 Finance	39
Dept. 190 Purchasing/Technology	43
Dept. 210 Police	46
Dept. 220 Fire	54
Dept. 225 Volunteer Fire	57
Dept. 300 PW Administration-GF	59
Dept. 301 Engineering-GF	60

Dept. 302 Service Center	61
Dept. 303 Garage	62
Dept. 305 Street	64
Dept. 440 Health	67
Dept. 450 Parks & Recreation	69
Dept. 460 Library	70
Dept. 690 Fund Expenses/Transfers	72

FUND 003 – GF CAPITAL PROJECTS:

Department Detail:

Dept. 000 Non-Departmental	73
Dept. 220 Fire	75
Dept. 690 Fund Expenses/Transfers	76

FUND 025 – BUILDING SECURITY FUND

Department Detail:

Dept. 180 Finance	77
Dept. 210 Police	78

FUND 087 – SOLID WASTE CAPITAL PROJECTS

Department Detail:

Dept. 000 Non-Departmental	79
Dept. 170 Solid Waste Management	80
Dept. 690 Fund Expenses/Transfers	83

FUND 090 – LANDFILL CLOSURE FUND

Department Detail:

Dept. 000 Non-Departmental	84
Dept. 170 Solid Waste Management	85
Dept. 690 Fund Expenses/Transfers	87

FUND 091 – GF CAPITAL PROJECTS

Department Detail:

Dept. 000 Non-Departmental	88
Dept. 101 City Manager	89
Dept. 102 Municipal Building	90
Dept. 103 City Special	91
Dept. 160 Planning and Development Services	92
Dept. 170 Solid Waste Management	95
Dept. 180 Finance	97
Dept. 190 Purchasing/Technology	99
Dept. 210 Police	100
Dept. 220 Fire	101

Dept. 225 Volunteer Fire	102
Dept. 301 Engineering-GF.....	103
Dept. 302 Service Center	104
Dept. 303 Garage	105
Dept. 305 Street	106
Dept. 440 Health	107
Dept. 450 Parks & Recreation	108
Dept. 460 Library.....	109

GENERAL FUND CAPITAL PROJECT TYPE

Consolidated Fund Revenues (by Revenue type)	110
Consolidated Fund Expenditures (by Expenditure type)	111

FUND 039 – CO 2002/2002A-GF

Department Detail:

Dept. 000 Non-Departmental.....	112
Dept. 170 Solid Waste Management	113
Dept. 302 Service Center	115
Dept. 303 Garage	116
Dept. 305 Street	117

FUND 064 - CO 2009-GF

Department Detail:

Dept. 000 Non-Departmental.....	118
Dept. 170 Solid Waste Management	119

FUND 065 - CO 2011 GF

Department Detail:

Dept. 000 Non-Departmental.....	121
Dept. 103 City Special	122
Dept. 210 Police.....	123
Dept. 220 Fire	124
Dept. 301 Engineering-GF.....	125
Dept. 305 Street	126
Dept. 440 Health	127
Dept. 690 Fund Expenses/Transfers	128

FUND 067 - CO 2013 GF Street Projects

Department Detail:

Dept. 000 Non-Departmental.....	129
Dept. 305 Street	131

GENERAL OBLIGATION DEBT SERVICE TYPE

Consolidated Fund Revenues (by Revenue type)132
Consolidated Fund Expenditures (by Expenditure type)133

FUND 011 – GO DEBT SERVICE FUND

Department Detail:

Dept. 000 Non-Departmental134
Dept. 510 GO Debt Service135

UTILITY FUND TYPE

Consolidated Fund Revenues (by Revenue type)136
Consolidated Fund Expenditures (by Expenditure type)137

FUND 051 – UTILITY FUND

Department Detail:

Dept. 000 Non-Departmental140
Dept. 600 Water142
Dept. 620 Utility Billing148
Dept. 690 Fund Expenses/Transfers151
Dept. 700 Wastewater152
Dept. 800 Engineering-UF160
Dept. 801 PW Administration-UF162

FUND 054 – UF CAPITAL PROJECTS

Department Detail:

Dept. 000 Non-Departmental163
Dept. 600 Water164
Dept. 620 Utility Billing166
Dept. 690 Fund Expenses/Transfers167
Dept. 700 Wastewater168
Dept. 800 Engineering-UF171

FUND 055 – STORM WATER DRAINAGE CAPITAL PROJECTS

Department Detail:

Dept. 690 Fund Expenses/Transfers172
Dept. 860 Storm Water173

FUND 061 – CO 2002

Department Detail:

Dept. 000 Non-Departmental174
Dept. 600 Water175
Dept. 690 Fund Expenses/Transfers177
Dept. 700 Wastewater178

FUND 062 – CO 2005

Department Detail:

Dept. 000 Non-Departmental.....	179
Dept. 600 Water.....	180
Dept. 690 Fund Expenses/Transfers.....	181
Dept. 700 Wastewater.....	182

FUND 066 – CO 2011

Department Detail:

Dept. 000 Non-Departmental.....	185
Dept. 600 Water.....	186
Dept. 700 Wastewater.....	188

FUND 068 – CO 2013-DRAINAGE

Department Detail:

Dept. 000 Non-Departmental.....	189
Dept. 305 Street.....	191

FUND 012 – UF DEBT SERVICE FUND

Department Detail:

Dept. 000 Non-Departmental.....	192
Dept. 510 GO Debt Service.....	193

ASSET FORFEITURE FUND TYPE

Consolidated Fund Revenues (by Revenue type).....	194
Consolidated Fund Expenditures (by Expenditure type).....	195

FUND 005 – PD STATE FORFEITURE FUND

Department Detail:

Dept. 210 Police.....	197
-----------------------	-----

FUND 028 – PD FEDERAL FORFEITURE FUND

Department Detail:

Dept. 210 Police.....	199
-----------------------	-----

FUND 008 – TASK FORCE FUND

Department Detail:

Dept. 000 Non-Departmental.....	201
Dept. 233 Task Force.....	202
Dept. 690 Fund Expenses/Transfers.....	205

FUND 031 – MUNICIPAL COURT TECHNOLOGY FUND

Department Detail:

Dept. 180 Finance206

TOURISM FUND TYPE

Consolidated Fund Revenues (by Revenue type)208

Consolidated Fund Expenditures (by Expenditure type)209

FUND 002 – TOURISM FUND

Department Detail:

Dept. 107 Tourism211

Dept. 690 Fund Expenses/Transfers216

**CITY
MANAGER
TRANSMITTAL**

CITY MANAGER'S BUDGET MESSAGE

August 19, 2013

Honorable Mayor Sam Fugate and Members of the City Commission
 City of Kingsville
 200 E. Kleberg Avenue
 Kingsville, Texas 78363

Dear Mayor Fugate and City Commission:

Texas Local Government Code Section 102.002 of the Texas State Statutes requires that “The budget officer shall prepare each year a municipal budget to cover the proposed expenditures of the Municipal government for the succeeding year.” Because there are no provisions for a municipal budget in the Kingsville City Charter, Chapter 102 of the Texas Local Government Code shall apply. Accordingly, the City Manager as the budget officer for the City of Kingsville is required to provide an itemized budget, file the proposed budget with the Municipal Clerk for public inspection and ensure that the governing body holds any and all required public hearings and that special notice by publication is made for the hearing. At the conclusion of the public hearing, the governing body shall take action on the proposed budget.

Once passed by the City Commission, the City’s Adopted Annual Budget is the most significant public policy document, operations guide, financial plan and communications device prepared by the City of Kingsville for its residents. No other single document can compare to its importance or impact on our community and organization. The City budget affects everything from what employees do to how they do it. It establishes the expectations of the City Commission and sets the tone for City employees. It serves as a priority roadmap for the City Manager and provides the fiscal resources required for basic municipal services, projects and obligations. Please note that the FY2014 Proposed Annual Budget for Fiscal Year October 1, 2013 through September 30, 2014 is complete except with respect to changes, if any, made by the City Commission. The FY2014 Proposed Annual Budget represents a comprehensive budgetary solution for the year while providing for sustainable operations and required minimum fund balances.

BUDGET SNAPSHOT

The City Manager’s total/combined FY14 Proposed Annual Budget with prior year comparisons is as follows:

<u>Category</u>	FY2012	FY2013		FY2014
	<u>Actual</u>	<u>Current Budget</u>	<u>Estimated Actual</u>	<u>Proposed Budget</u>
Revenues	\$32,520,209	\$32,816,506	\$39,911,880	\$36,344,213
Expenditures	33,500,562	40,832,514	37,391,304	45,425,432
Net Surplus (Deficit)	(\$980,353)	(\$8,016,008)	\$2,520,576	(\$9,084,218)

The net deficits, if any, for FY12, FY13 and FY14 are not generally attributed to the City’s basic operations and result instead from planned draw down of bond proceeds and expenditure of accumulated operating surpluses from previous years. The components of these revenue and

CITY MANAGER'S BUDGET MESSAGE

expenditure items are contained in the attached budget summary information, proposed budget detail and will be discussed at greater length during the budget workshops.

BUDGET OVERVIEW

The management practices employed and the recommendations put forth in this Budget are intended to improve resident satisfaction with City services consistent with City Commission goals. The City's General Fund is the largest and most diverse fund in terms of total budgeted dollars and scope of services provided to residents. The FY14 General Fund Budget as proposed contains a projected FY14 operating surplus (revenues in excess of expenditures) of \$68,984. It's also important to mention that the FY14 Budget includes \$275,890 of FY13 budget savings for capital equipment and other items. The net annual operating surplus of \$68,984 minus the expenditure in FY14 of FY13 budget savings of \$275,890 produces a FY14 net budget deficit of \$206,906 ($\$275,890 - \$68,984$).

General Discussion

The City's fiscal condition is stable due, in part, to consistent growth of the City's two largest revenues - sales and property taxes. Also growing are utility revenues, ambulance fees, municipal court fines, and reimbursed costs for demolitions / lot clearances / noxious matter abatements and transfers-in from other funds. Interfund transfers are common and necessary in government organizations and are utilized to facilitate one-time or periodic initiatives or to reimburse administrative departments for the costs of services provided to other funds. Accordingly, in addition to the traditional budgeted administrative transfers, the FY14 Budget includes two new administrative transfers to the General Fund from the Task Force and Tourism Funds in the amount of \$50,000 and \$35,000, respectively. This transfer helps the General Fund while asking the Task Force and Tourism Funds to recognize and share in the total costs of administrative services provided to them.

Increases in City revenues are required in order to keep pace with general and specific inflation and to offset scheduled and discretionary employee compensation increases; employee professional, technical and safety training; street reconstruction and repairs; facility and office upgrades; equipment replacements; and various electronic and communication technologies. City staff must also keep a watchful eye on the cost of unfunded mandates imposed upon cities by government and regulatory agencies.

One bit of positive news on the expenditure side is the possibility of future reductions to annual expenditures and cash deposits to the Landfill's post closure care reserve. During FY13, the City retained an engineer to perform a "Municipal Solid Waste Closure and Post Closure and Service Fee Evaluation". During preparation of the 2013 Evaluation, the engineer uncovered an error in the previous evaluation prepared by a different engineer in 1999. As a consequence of this 14 year-old-error, the City has overstated its post closure care liabilities and has accumulated excess cash reserves in satisfaction of those liabilities in the amount of \$2,076,705. Accordingly, although the annual deposits to the reserve of \$297,285 continue for FY13 and FY14, staff will want to propose and the City Commission will want to consider options for adjusting the annual deposits, the associated special landfill fee, and the post closure care reserve balance. This post closure care reserve issue is described on page 76 of the Notes to the Financial Statements in the City's Comprehensive Annual Financial Report for the year ended September 30, 2012. Please

CITY MANAGER'S BUDGET MESSAGE

see discussion later in this message concerning staff's proposal for using a portion of this excess reserve as a source of loan funding for renovation costs associated with the new City Hall at the former HM King School.

The FY14 Budget includes numerous and significant investments in capital equipment, infrastructure projects and people. The FY14 Budget continues to improve employee compensation by including scheduled compensation increases for general and civil service employees under the City's Compensation Plan and recommending a 1.5% Cost of Living Adjustment (COLA) for the City's general employees. I have not included a COLA for civil service employees or civil service contract increases in the FY14 budget due to the ongoing and pending nature of labor contract discussions. I approved substantially all capital outlay and supplemental expenditure requests submitted by directors. I approved none of staff's requests for additional staff, position reclassifications or supplemental pay increases. Supplemental budget requests submitted by staff are summarized as follows and are detailed in Exhibits A and B attached to this document.

The FY14 Budget continues to provide employer-provided health insurance to employees at no charge for employee-only coverage. Increasingly, however, the City is being asked by its third party administrator to consider options that would help constrain its health insurance costs. The City is also being asked to make significant additional annual cash contributions to its self-insurance reserve to keep pace with the actuarially-determined Other Postemployment Benefits (OPEB) medical claims liability for future retirees. Given the increasing and annually recurring nature of current and future employee and retiree medical costs, this coming year might be a good time for the City to explore asking employees to help offset them with some amount of employee health insurance contributions.

Supplemental Personnel Requests Submitted by Staff

There are several reasons I did not approve director personnel requests. Many of the requested personnel additions, employee reclassifications and compensation increases will require more study. The magnitude and number of requests made it difficult to assess them completely. Staff submitted a total of 48.5 staffing changes including requests for 16.5 additional/new positions, 22 reclassified positions and 10 individual compensation increases. I intend to revisit these requests after the additional study and analysis are performed and bring some or all of them to the City Commission at a future date perhaps when the City Commission is asked to consider the civil service contract proposals. It's also possible that some of these same personnel proposals will be presented to the City Commission during the fiscal year in connection with other staff initiatives and proposals. I am cautious when adding new staff positions without an added annual revenue source and/or offsetting expenditure reductions to pay for them. For the time being, I am recommending that the City maintain rather than increase its present total full-time work force of 273 employees.

Supplemental Expenditure Requests Submitted by Staff

I approved all of staff's FY14 supplemental expenditure requests of \$197,284. Supplemental expenditures are, by definition, those that exceed current year (FY13) budgets (*see attached Exhibit A*). The majority (\$157,889 or (80%)) of FY14 supplemental expenditures are in the Fire Department and are primarily designated for uniform replacements, equipment maintenance,

CITY MANAGER'S BUDGET MESSAGE

employee training and minor equipment purchases. *Exhibit A* lists all the supplemental expenditure requests and the related funding sources.

Capital Outlay Requests Submitted by Staff

I was able to approve the vast majority of staff's capital outlay requests (*see attached Exhibit B*) in an effort to promote employee efficiency, effectiveness, and safety. In all, I approved \$9,823,416 (98.2%) of the \$10,002,808 in department capital outlay requests, which includes a combination of large and small items. For the City generally I included \$2,700,000 for the City's portion of renovation costs for the soon-to-be, new City Hall at the former HM King School. For the Streets Division I approved \$2,664,064 for contractor and material costs needed to carry out the City's street and storm water drainage programs and \$85,000 per year for seven years under a lease arrangement to purchase two pieces of Streets equipment including a \$350,000 hot mix lay down machine and a \$190,000 oil distributor. I approved \$2,726,703 for the water well #25 construction project in the Water Division. For the Landfill Division I approved \$257,303 for Landfill expansion and permit modification and \$135,000 for a new dozer with a six-way blade. For the Sanitation Division I approved \$231,000 for a new side loading sanitation truck and \$116,199 for a new brush tractor. *Exhibit B* lists all capital outlay items and the related funding sources.

Preserving Bonding Capacity by Using Budget Savings and Operational Resources for Smaller Dollar Capital Outlay - The Proposed Budget for FY14 includes the use of FY13 General Fund budget savings of \$275,890 and other operational resources to purchase small dollar capital outlay and other one-time or periodic expenditures. Although these assets constitute small dollars individually, over time they add up to large amounts that can consume large portions of the City's debt capacity. Paying for small dollar assets using the City's limited long-term bonding authority negatively impacts and reduces the City's ability to use those same bonds for major streets, sewer, water and other infrastructure projects.

REVENUES, EXPENDITURES AND FUND BALANCES

Policymakers are wise to pay attention to three fiscal and economic conditions including: (1) revenues – the money coming in, (2) expenditures – the money going out, and (3) fund balance – the money in the bank account. A discussion of these items focuses primarily on the budgeted differences from FY13 to FY14.

Revenues

FY14 revenue budgets are expected to increase \$4,595,917 (11.3%) from \$40,832,514 in FY13 to \$45,428,431 in FY14. The majority or \$3,167,139 of this increase is due to higher transfers-in and drawdowns of fund balance to complete projects financed by bonds issued in previous years. Drawing on bond funds issued in prior years to complete projects in a subsequent year are shows as revenues in those subsequent years. Another \$1,141,808 of this increase is due to higher FY14 budgets for sales and property taxes, sanitation fees, utility revenues, etc... as follows:

City staff expects sales and property taxes to grow modestly at \$317,585 (2.7%), from \$11,866,402 budgeted in FY13 to \$12,183,987 in FY14 with equally modest growth in solid waste revenue of \$62,839 (1.6%) from \$3,972,890 in FY13 to \$4,035,729 in FY14. Utility

CITY MANAGER'S BUDGET MESSAGE

revenues are expected to grow \$761,384 (9.7%) from \$7,809,728 in FY13 to \$8,571,112 in FY14.

There are several very bright spots on the revenue side that have a less dramatic, but still significant impact on City revenues. Municipal Court revenue budgets increased \$8,675 or (1.1%) from \$759,334 in FY13 to \$768,009 in FY14. More significantly, annual Municipal Court revenues will have grown \$324,370 (73.1%) from \$443,639 in FY11 to \$768,009 in FY14. City staff also expects FY14 ambulance fees to grow \$57,529 (10%) from \$578,029 in FY13 to \$635,558 in FY14. Even more dramatic is the prospect that Ambulance Fees will have grown \$146,244 (30%) from \$489,314 in FY11 to \$635,558 in FY14.

The most significant percentage growth in revenue budgets is expected to occur in the area of billed costs and reimbursements for demolitions, lot clearances and noxious matter abatements performed in connection with the City's beautification efforts. Although the City's estimated billed costs and reimbursements for FY14 of \$142,000 are projected to remain mostly unchanged from FY13 levels, it is important to note that these revenue items will have increased \$109,413 (336%) from their FY11 levels of \$32,587.

Asset seizures and revenues by the Task Force and Police Departments can fluctuate significantly from year-to-year. The adjudicated seizure awards in FY13 are significant in terms of dollars at \$1,835,944 while also serving our community well in terms of law enforcement and drug interdiction. The proposed budget for FY14 of \$2,026,826 assumes another strong year with revenues budgeted to come in close to FY13 budgeted levels.

Other FY14 operating revenues are expected to continue at or near FY13 levels.

Expenditures

The annual costs associated with maximizing resident satisfaction, regulatory compliance, staffing levels and employee compensation will continue to be the major drivers of expenditure growth.

Personnel

Personnel expenditures are the largest single expenditure category in the FY14 Proposed Annual Budget accounting for 33% or \$15,210,077 of the City's total expenditures of \$45,428,431.

Total compensation and benefits for the City's 273 full-time and 5 temporary/part-time employees totals \$15,210,077 for FY14 representing a decline of \$87,649 (0.6%) compared to \$15,297,726 in FY13. Most of this decline is attributed to a decline to the City's actuarially-determined contribution for future retiree health benefits referred to Other Postemployment Benefits (OPEB) of \$305,944 (\$574,576 in FY13 minus \$268,632 in FY14). The \$305,944 decline in OPEB expenditures is mostly offset by increases to employee compensation for: (1) scheduled step increases of \$102,999 under the City's Compensation Plan and (2) proposed 1.5% cost of living adjustment (COLA) of \$106,946 for general employees.

The 78 employees scheduled to receive step increases in FY14 are comprised of 48 hourly, 18 management and 12 civil services employees. Also, there are 73 employees who are not eligible

CITY MANAGER'S BUDGET MESSAGE

to receive step increases because they are at the top of their respective compensation schedules. These 73 positions include 55 civil service (24 Fire and 31 Police) and 18 non-civil service employees. As previously mentioned no civil service increases are proposed in the FY14 Budget due to the ongoing and pending nature of civil service contract discussions.

For six of the last ten years the City has approved across-the-board cost of living adjustments (COLA's) for City employees. The most recent COLA was in FY13 at 1.5%, which I am proposing to repeat in FY14. In the six years when COLA's were approved, all but one (FY09) was at a set percentage of base compensation. In FY09 employees received a flat increase of \$1,000.

The City of Kingsville historically has provided its employees with comprehensive health care. The health plan has been self-funded since October 2001 and the City has maintained ENTRUST as its Third-Party-Administrator since its implementation.

Employee monthly portion of health insurance premiums has remained unchanged for over 20 years at zero monthly premium for employee-only coverage and \$74.10 monthly premium for dependent coverage. The City pays the remainder of premiums and has continued to absorb increases. The cost of health insurance continues to rise. For FY 14 ENTRUST estimates an increase of 7% in claims. While this increase is projected in the latest renewal rates is absorbed by the City, the plan will require further review in the upcoming years in order to sustain the current level of benefits.

Supplies and Services

The FY14 supplies and services budgets increased \$240,976 (3.6%) from \$6,713,321 in FY13 to \$6,954,297 in FY14. Most of this increase is due to a one-time expenditure of \$190,000 for proposed asbestos removal at the recently condemned, former County Hospital. Increases in this category are also budgeted for motor fuel and oil, rollouts and dumpsters, computers and equipment, training and travel, utilities and the new annual payment to Texas A&M University – Kingsville of \$25,000. These increased expenditures are partially offset by decreases in expenditures for uniforms and personal wear, postage and freight, professional services, and printing and publishing.

Repairs and Maintenance

FY14 repairs and maintenance budgets are proposed to increase \$1,163,322 (25.3%) from \$4,606,063 in FY13 to \$5,769,385 in FY14. Substantially all of this increase is attributed to higher budgeted expenditures for streets reconstruction and storm water drainage projects using CO 2011 and CO 2013 bond proceeds.

Debt Service

FY14 debt service for bonds, leases and other debt instruments increased \$272,602 (7.9%) from \$3,440,686 in FY13 to \$3,713,288 in FY14. Substantially all of this increase results from: (1) new debt service on CO 2013 bonds the proceeds of which are to be used for streets and storm water drainage projects and (2) capital lease costs of \$85,000 per year (for seven years) for the acquisition of new street laydown (\$350,000 est. cost) and oil distributor (\$190,000 est. cost) machines.

CITY MANAGER'S BUDGET MESSAGE

Capital Outlay

FY14 capital outlay is proposed to increase \$964,260 (17.8%) from \$5,421,602 in FY13 to \$6,385,862 in FY14. Unlike recurring operating expenditures, capital outlay expenditures are discrete and unique asset purchases each fiscal year. Please refer to *Exhibit B* attached to this document for a listing of FY14 proposed capital outlay purchases.

Transfers-out

FY14 transfers out to other funds are budgeted to increase \$2,098,929 (40%) from \$5,240,823 in FY13 to \$7,339,752 in FY14. Transfers between funds occur to (1) facilitate current year projects or debt payments, i.e. transferring money from one fund to another in order to combine and track specific types of purchases or projects or transferring revenue collected in one fund to make debt service payments in another fund, or (2) to reimburse one fund for administrative services provided to some other fund, i.e. the Task Force Fund transfers \$50,000 per year to the General Fund to reimburse the General Fund for services it receives from this Fund. Total transfers-out (expenditures) always equals transfers-in (revenues) and in so doing cancel each other out.

Fund Balances

Funds are legally distinct and functionally separate budgeting entities. The City categorizes its funds into six fund types some of which contain dozens of individual funds, departments, and divisions. The fund types are (1) General Fund, (2) General Type Capital Projects, (3) General Debt Service, (4) Utility (operations and capital projects), (5) Asset Forfeiture (Task Force and Police federal /federal and state asset seizures), and (6) Tourism.

The operating type funds (General, Utility, Asset Forfeiture and Tourism) that have employees who perform annual ongoing public services must maintain minimum fund balances of not less than 90 days operations. In other words, if revenues were to completely stop, these funds should have enough money in their fund balance reserves or "savings accounts" to operate for 90 days. Conversely, capital project and debts service fund balances are by their very nature expected to be drawn down to zero once the projects are completed and/or bonds retired. A sharp reduction in an operating fund balance would be alarming. A sharp reduction to capital type or debt service fund reserves might be expected and desired. City fund balances are monitored and reconciled annually in connection with the annual financial audit.

I have provided a new graph in the Budget Summary section of the FY14 Budget document that identifies the six fund types and compares fund balance reserves at the beginning and end of FY14.

LOOKING AHEAD

The following items remain uncertain or pending at the date of this report:

- (1) Tax Rates - The City's final FY2014 tax rate has not been finally approved or adopted. For budgeting purposes the rate of taxation is assumed to remain unchanged at .84220 per \$100 of assessed valuation.

CITY MANAGER'S BUDGET MESSAGE

- (2) TPA for Health Insurance - The City has not entered into a contract with its Third Party Administrator (TPA) to administer the City's self-insured health program for employees..
- (3) New Expenditures for OPEB Benefits - The City is now recognizing and reporting a new annual expenditure resulting from a new regulatory mandate. The City is being compelled through new financial reporting regulations (Governmental Accounting Standards Board (GASB No. 45)) to recognize, in its financial statements, the future cost of providing health care coverage to retirees. This coverage is referred to as Other Postemployment Benefits (OPEB). The GASB believes that OPEB are part of compensation that employees earn each year, even though the benefits are not received until after employment has ended. Therefore, the cost of these future benefits is a cost of providing public services today, in much the same way that future pension benefits is a cost of providing public services today.

The City of Kingsville began recognizing this liability and making cash deposits in FY13 in an effort to accumulate sufficient cash reserves to pay benefits when due. The City made its initial deposit of \$574,576 in FY13 and is proposing another \$268,632 deposit for FY14. Thereafter and for the foreseeable future, the OPEB liability will continue to accrue each year. The City's actuary states that "We would expect the increase to be fairly consistent, although increasing slightly each year. For the next several years, we expect the increase in liability to be between \$150,000 and \$170,000 each year." This is a new annual expenditure that didn't exist prior to FY13 that is imposed upon the City due solely to the issuance of a new regulatory mandate. It's a good example of why it's important for the City to maintain and grow existing revenue sources.

- (4) Collective Bargaining with Union Organizations - Collective bargaining discussions are currently underway with the Police and Fire bargaining units. Accordingly, due to the ongoing and pending outcomes of these discussions, I have not included any contracted or cost-of-living-adjustments for civil service employees in the FY14 Budget. I have, however, provided step increases to eligible civil service employees. The City Commission may wish to consider setting aside or reserving the FY14 projected operating surplus of \$68,984 to cover or go towards this expenditure once the discussions are finalized.
- (5) Employee Health Insurance - The City Commission has yet to be presented with information or to consider certain proposals from the TPA (ENTRUST) that will likely impact the City's costs for employee health insurance. The employee monthly portion of health insurance premiums has remained unchanged for over 20 years at zero monthly premium for employee-only coverage and \$74.10 monthly premium for dependent coverage. The City pays the remainder of premiums and has continued to absorb increases. The cost of health insurance continues to rise. For FY 14 ENTRUST estimates an increase of 7% in claims. While this increase is projected in the latest renewal rates is absorbed by the City, the plan will require further review in the upcoming years in order to sustain the current level of benefits.

CITY MANAGER'S BUDGET MESSAGE

ENTRUST has offered several suggestions the City may want to consider to assist in offsetting the rising cost of the health plan and for the City to continue its current level of benefits. Suggestions include (1) increasing employee engagement in the selection and location of providers and the location of those services, (2) proposed incentive (waiver of employee's out-of-pocket deductible who work with ENTRUSTS customer support division to reduce the cost of certain types of planned services, (3) increase use of and discounts offered by the Christus Spohn Network, and (4) consider possible increases to employee premiums and prescription co-pays for both brand name and generic prescriptions.

- (6) New City Hall - The final costs for the HM King School renovation and new City Hall project have not been determined. Through actions of the current and former City Commissions and through proposals contained in this budget document, funding sources of \$2.7 million has been identified and/or set aside representing the City's estimated portion of renovation costs. Actual costs will become known after projects are bid through the date of completion in early 2015. The \$2.7 million (\$1 million from 2011 C.O. Bonds and \$1.7 million from excess Landfill postclosure care reserves) is intended to cover renovation costs for the school building interior and exterior, mechanical and other systems, and adjacent parking lots and drives. Fundraising for this project is ongoing and may serve to increase or reduce the City's costs, but at this point we believe the \$2.7 million will be adequate to complete the main building interior and exterior, mechanical and other building systems and adjacent parking lots and drives.

While the FY14 Budget provides a funding source for the renovation costs of the new City Hall building, it does not provide for debt service on the \$1.7 million loan from the Landfill post closure care reserve. It is our expectation that the \$1.7 million loan will not occur until late in FY14 and that no loan payments or debt servicing will be needed until FY15.

It has not been determined at this date whether the City will own the building outright or lease it from the Foundation at some nominal annual amount. Also, the transfer of title to the City from KISD for the gymnasium, Cottage Building and grounds has not been finalized and no costs or funding sources have been identified. The strategy at this point is to take possession and control of these ancillary facilities such that they can be renovated and utilized for public purposes pending the identification and securing of additional and appropriate funding source(s).

Lastly, the City Commission will need to consider its options for disposition of the current City Administration Building at 200 E. Kleberg. Options include, but are probably not limited to retaining, selling, occupying, developing, repurposing, leasing or some combination of these options. It to others. The City Commission should give careful consideration to this opportunity given the importance of this building to downtown and downtown revitalization.

CITY MANAGER'S BUDGET MESSAGE

- (7) Economic Development - More than one year ago, the Executive Director of the Economic Development Corporation (EDC) informed the EDC Board that he was considering retirement. At some point in the near future, staff may want to provide and the City Commission may want to consider its options in this regard including taking on a more direct and prominent role in economic development. The City has \$75,000 (part of the \$100,000 to be received annually for the next 15 years from Celanese), in addition to the \$32,500 presently paid to the EDC in support of City's economic development efforts.
- (8) City and County Parks - It has been suggested that the City and County form a new arrangement for operating, maintaining and improving the 9 (5 County and 4 City) parks inside the Kingsville city limits. I expect that this topic, related options and fiscal implications will be fully discussed in early FY14.
- (9) User Fee Updates - Property tax rates and water and wastewater fees are reviewed and adjusted annually to keep pace with costs and service demands. The same cannot be said for other user fees and charges, i.e. permits, fines, landfill fees, sanitation fees, etc... . It is imperative that these fees be reviewed soon and updated more frequently in an effort to keep pace with the costs of services and to minimize or avoid the extent to which these services are subsidized using sales and/or property taxes. For every dollar these fees are raised, that's one dollar of property tax and sales tax that can be used for something else and arguably more important.
- (10) GCS Building - The City has had several nibbles, but no bites with respect to selling or leasing this building and parking lot, which is owned by the City and sits vacant at a cost of \$35,500 per year. I would like to consider the full range of alternative uses for this building at some point early in FY14.
- (11) Streets and Storm water Drainage - The City will require a new/additional annual source of funding to continue upgrades to City streets and the storm water drainage systems. The CO2011 and CO2013 bond funds will likely provide sufficient funding for FY14 and FY15 streets and storm water projects, but beyond that, after these bond funds are exhausted, it is doubtful there will be sufficient annual funding to achieve goals for streets and storm water drainage. The current storm water drainage fee is devoted entirely to repaying the storm water drainage portion of the CO2013 bonds. Several options need to be put forth by staff to the Commission for its consideration beginning in early FY14.
- (12) Requests Directors for Staff Additions, Employee Reclassifications, and Pay Increases – The conditions giving rise to staff requests for additional personnel and reclassifications and pay increases for existing personnel need to be explored at greater length including closer scrutiny of options and alternatives.

CITY MANAGER'S BUDGET MESSAGE


- (13) We Know What We Know - The FY14 Budget is prepared based on the information known to staff when prepared and may require amendment during the budget year in response to newly discovered facts and circumstances.

This Budget Message, attached exhibits, and the Budget Summary schedules and graphs are intended to provide readers with a broad and quick view of City operations and finances for the Fiscal Year beginning October 1, 2013 through September 30, 2014. More specific information is contained in the body of the FY2014 Proposed Annual Budget and will be discussed in more detail over a period of four late afternoon/early evening meetings as indicated in the budget calendar and budget work shop schedules.

I want to thank all directors, the City Secretary and Finance Department personnel for assisting with the preparation of the City Manager's FY14 Proposed Annual Budget document.

Thank you and please contact me if you have any questions or comments.

Respectfully submitted,



Vincent J. Capell, CPA
City Manager

Attached:

- Exhibit A – Supplemental Expenditure Requests
- Exhibit B – Capital Outlay Requests

cc: City Manager Directors and Staff / City Attorney / City Secretary / City Employees /
Public Library / City Website / Local Media

City of Kingsville
Supplemental Expenditure Requests
Fiscal Year 2014
(October 1, 2013 through September 30, 2014)

Expenditure Description	Department/Division	Source of Funding	Dept. Requested	City Manager Approved
GENERAL FUNDS				
1 - Laptop	Legal (140)	General	\$1,000	\$1,000
1 - Legal Services	"	"	9,000	9,000
			\$10,000	\$10,000
1 - Copier Machine Lease	Planning (160)	General	\$3,500	\$3,500
1 - Ipad Internet & Cell Phone	"	"	1,850	1,850
1 - Additional Printing for Demolitions	"	"	3,260	3,260
			\$8,610	\$8,610
1 - Annual Maintenance Services from Incode Software Upgrade	Purchasing & Technology (190)	General	\$5,500	\$5,500
			\$5,500	\$5,500
1 - Uniforms & Personal Protective Equipment	Fire (220)	General	\$42,432	\$42,432
1 - Chemicals - Class A Foam	"	"	1,091	1,091
1 - Minor Equipment	"	"	32,372	32,372
1 - Medical Supplies	"	"	8,776	8,776
1 - Station, Dispatch, Laptop Computers and Fire Reporting Software	"	"	10,486	10,486
1 - Phones & Internet Services, Wireless Cards Installed in New Laptop	"	"	10,079	10,079
1 - Postage	"	"	200	200
1 - Training for Incident Command, Wildland Firefighting and other	"	"	25,387	25,387
1 - Memberships for State and National Memberships	"	"	292	292

City of Kingsville
Supplemental Expenditure Requests
Fiscal Year 2014
(October 1, 2013 through September 30, 2014)

Expenditure Description	Department/Division	Source of Funding	Dept. Requested	City Manager Approved
1 – New Hire Exams	Fire (220)	General	625	625
1 – Fire Chief Magazine Subscription	“	“	24	24
1 – Additional Vehicle & Machinery Maintenance	“	“	26,125	26,125
			157,889	157,889
1 – More Frequent Tank Maintenance	Public Works / Service Center (302)	General	\$510	\$510
1 – Door Repair	“	“	3,775	3,775
			\$4,285	\$4,285
1 – Veterinary Services for Animal Euthanasia by Injection (Mandated)	City/County Health (440)	General	\$10,000	\$10,000
1 – Misc. Veterinary Care	“	“	1,000	1,000
			\$11,000	\$11,000
Total Supplemental Requests			\$197,284	\$197,284

**City of Kingsville
Capital Outlay Requests
Fiscal Year 2014**

(October 1, 2013 through September 30, 2014)

Fund / Capital Outlay Description	Department / Division	Source of Funding	Dept. Requested	City Manager Approved
GENERAL FUNDS				
General Fund – 001/091				
1 – Renovation of Former HM King School (New City Hall)	City Special (103)	CO 2011 (\$975,136) + Loan from Landfill Postclosure Liability (\$1,724,864)	\$2,700,000	\$2,700,000
1 – Inspector Vehicle	Planning/Building Regulation (160.1)	FY13 Surplus	25,000	25,000
1 – Recycling Center Improvements	Recycling (170.1)	“	20,000	20,000
1 – Commercial Sideloaded Refuse Vehicle	Sanitation (170.2)	“	231,000	231,000
1 – 7 Tier Document Filing System	Municipal Court (180)	“	6,100	6,100
1 - Document Management & Imaging System	Purchasing/Technology (190.2)	“	52,614	52,614
1 - Incode Software Upgrade	“	“	15,000	15,000
1 - Commercial Extractor Washing Machine	Fire (220)	“	14,850	14,850
1 – Fire Station No. 1 – Downstairs Restroom	“	“	9,280	9,280
1 – Fire Station No. 1 – Upstairs Restroom	“	“	50,000	50,000
1 – Fire Station No. 2 – Exterior Improvements	“	“	17,430	17,430
1- Fire Station No. 2 – Interior Remodel Completion	“	“	33,500	33,500
1 – Fire Station No. 1 - Electrical	“	“	14,000	14,000
1 – Fire Station No. 1 – Fire Dispatch Center	“	“	30,000	30,000
1 – Thermal Imaging Camera	“	N/A	7,000	0
? – Apparatus Hearing Prot.	Fire (220 Cont...)	N/A	8,100	0
? – New EKG Monitors	“	N/A	106,000	0
? – 911 Phone Recorder Card	“	N/A	5,500	0
? – Rescue Boat & Equipment		N/A	9,350	0

**City of Kingsville
Capital Outlay Requests
Fiscal Year 2014**

(October 1, 2013 through September 30, 2014)

Fund / Capital Outlay Description	Department / Division	Source of Funding	Dept. Request	City Manager Approved
? – Rescue Boat & Equipment	“	N/A	9,350	0
1 – Fire Station No. 1 – Interior Repairs	“	N/A	43,442	0
1 - Reflectorless Total Station	Engineering (301)	FY13 Surplus	10,000	10,000
1 – Oil Distributor (\$190,000) + Hotmix Laydown Machine (\$350,000)	Streets (305)	7-Year Lease @ \$85,000 / Year	\$85,000	\$85,000
			\$3,493,166	\$3,313,774
Solid Waste Capital Projects Fund - 087				
1 – Brush Tractor	Sanitation (170.2)	Special Landfill Fee	116,199	116,199
1 – Dozer with 6-way Blade	Landfill (170.3)	“	135,000	135,000
1 – Landfill Permit Amend	“	“	130,000	130,000
			\$381,199	\$381,199
Total General Funds			\$3,874,365	\$3,694,973
GENERAL CAPITAL IMPROVEMENT BOND FUNDS				
C.O. Series 2009 - Solid Waste Management - 064				
1 – Landfill Expansion	Landfill (170.3)	C.O. 2009	\$127,303	\$127,303
			\$127,303	\$127,303
C.O. Series 2011 – General Streets - 065				
1 – Lee, 7 th to 14 th	Streets (305)	C. O. 2011	\$129,640	\$129,640
1 – 1 st , Ave A to C	“	“	37,040	37,040
1 – Alexander, 6 th to 11 th	“	“	74,080	74,080
1 – Santa Gertrudis, 6 th to 13 th	“	“	19,342	19,342
1 – 6 th , Corral to Gen Cavazos	“	“	171,683	171,683
1 – 6 th , Corral to Gen Cavazos	“	“	12,784	12,784
1 – 6 th , Corral to Gen Cavazos	“	“	13,379	13,379
1 – 12 th , Santa Gert. to Henr	“	“	74,080	74,080
1 – 21 st , Caesar to Nancy	“	“	37,040	37,040
1 – 21 st , Linda to Calvin	“	“	18,520	18,520
1 – Alice, North of Fire Dept. to Wanda	“	“	18,520	18,520

City of Kingsville
Capital Outlay Requests
Fiscal Year 2014
(October 1, 2013 through September 30, 2014)

Fund / Capital Outlay Description	Department / Division	Source of Funding	Dept. Request	City Manager Approved
1 – Annette, Elizabeth to Kathleen	“	“	27,780	27,780
1 – 10 th , Santa Gertrudis to Ave C	“	“	92,600	92,600
1 – Lott, 14 th to 19 th	“	“	92,600	92,600
1 – Miller, 6 th to 7 th	“	“	18,520	18,520
1 – Pasadena, NW Corner to Cul-de-sac	“	“	18,520	18,520
1 – Pasadena, SW Corner to Cul-de-sac	“	“	37,040	37,040
1 - 20 th , Kenedy to Lott	“	“	18,520	18,520
1 – 26 th , Oklahoma to Kenedy	“	“	18,520	18,520
1 – Wanda, Lee to Alice	“	“	18,520	18,520
1 – Oris, Yoakum to Henrietta	“	“	18,520	18,520
1 – Alice, Wanda to Armstrong	“	“	18,520	18,520
			\$985,768	\$985,768
C.O. Series 2013 – General Streets - 067				
1 – 1 st , Lee to Kleberg	Streets (305)	C.O. 2013	55,560	55,560
1 – 1 st , Kleberg to King	“	“	18,520	18,520
1 – 1 st , Santa Gertrudis to Lee	“	“	55,560	55,560
1 – Ella, from 7 th to 10 th	“	“	55,560	55,560
1 – Lee, Armstrong to University	“	“	55,560	55,560
1 – Richard, Lantana to University	“	“	9,260	9,260
1 – Warren, 18 th to 21 st	“	“	55,560	55,560
1 – Fordyce, to Dead End	“	“	27,780	27,780
			\$333,350	\$333,360
Total General Capital Improvement Bond Funds			\$1,446,421	\$1,446,421

City of Kingsville
Capital Outlay Requests
Fiscal Year 2014
(October 1, 2013 through September 30, 2014)

Fund / Capital Outlay Description	Department / Division	Source of Funding	Dept. Request	City Manager Approved
UTILITY FUNDS				
Utility Fund - 051				
1 – SC200 Controller Dissolved Oxygen Probe	Wastewater (701/702)	Wastewater Fees	\$5,800	\$5,800
			\$5,800	\$5,800
Capital Projects - 054				
1 – 800 GPM Booster Pump	Water Prod. (600.2)	Water Fees	\$10,500	\$10,500
1 – 125 HP Well Motor	“	“	21,000	21,000
1 – Water Well Rehab	“	“	51,000	51,000
1 – 1 Ton Pickup	Water Const. (600.1)	Water Fees	30,000	30,000
1 – 1 Gooseneck Trailer	“		12,000	12,000
1 – Tractor & Shredder	Wastewater (700)	Wastewater Fees	25,000	25,000
1 – Scag Mower	“	“	8,000	8,000
			\$157,500	\$157,500
C.O. Series 2005 Wastewater Projects - 062				
1 – Sewer Line – Corral & US 77	Wastewater (700)	C.O. 2005	\$55,000	\$55,000
			\$55,000	\$55,000
C.O. Series 2011 – Water Projects - 066				
1 – 8,000 feet of 18” water line Kenedy	Water Construction (600.1)	C.O. 2011	\$643,500	\$643,500
1 – 250 kw Generator – Well No. 25	Water Production (600.2)	“	68,100	68,100
1 – Land for New Water Well No. 25	“	“	50,000	50,000
1 – Elevated Water Tower on New Well No. 25	“	“	1,076,250	1,076,250
1 – Construction new Water Well No. 25	“	“	888,853	888,853
			\$2,726,703	\$2,726,703
C. O. Series 2013 – Drainage Projects - 068				
1 – 8 th & Fordyce	Streets (305)	C.O. 2011	35,000	35,000
1 – 406 E. Fordyce	“	“	15,000	15,000
1 – 9 th & Johnston	“	“	15,000	15,000
1 – 10 th & Johnston	“	“	15,000	15,000

City of Kingsville
Capital Outlay Requests
Fiscal Year 2014
(October 1, 2013 through September 30, 2014)

Fund / Capital Outlay Description	Department / Division	Source of Funding	Dept. Request	City Manager Approved
1 – Johnston, 8 th to 9 th	Streets (305)	C.O. 2011	\$20,000	\$20,000
1 – 10 th & Doddridge	“	“	20,000	20,000
1 – 12 th & Johnston	“	“	12,000	12,000
1 – 10 th & Warren	“	“	12,000	12,000
1 – 8 th & Ragland	“	“	20,000	20,000
1 – Lee, 7 th to 14 th	“	“	154,150	154,150
1 -1 st St., Ave. A to C	“	“	180,150	180,150
1 – Alexander, 6 th to 11 th	“	“	121,500	121,500
1 – 12 th , Santa Gertrudis to Henrietta	“	“	55,000	55,000
1 – 21 st , Caesar to Nancy	“	“	25,000	25,000
1 – 21 st , Linda to Calvin	“	“	5,000	5,000
1 – Annette, Elizabeth to Kathleen	“	“	10,000	10,000
1 – 10 th , Santa Gertrudis to Ave. C	“	“	105,000	105,000
1 – Lott, 14 th to 19 th	“	“	130,000	130,000
1 – Pasadena, NW Corner to Cul-de-sac	“	“	5,000	5,000
1 – Pasadena, SW Corner to Cul-de-sac	“	“	5,000	5,000
1 – 20 th , Kenedy to Lott	“	“	5,000	5,000
1 – 26 th , Oklahoma to Kenedy	“	“	5,000	5,000
1 – Henrietta, 6 th to 8 th	“	“	250,971	250,971
1 – Yoakum, 6 th to 7 th	“	“	124,165	124,165
			\$1,344,936	1,344,936
Total Utility Funds			\$4,289,939	\$4,289,939
ASSET SEIZURE FUNDS				
Task Force Fund - 008				
1 - Police Package Vehicle	Task Force (233)	Asset Seizures	\$38,000	\$38,000
			\$38,000	\$38,000
Police Forfeiture Fund -005				
6 – Police Package Vehicles	Police (210)	Asset Seizures	\$300,000	\$300,000
12 – Brazos Ticket Writers	“	“	34,800	34,800

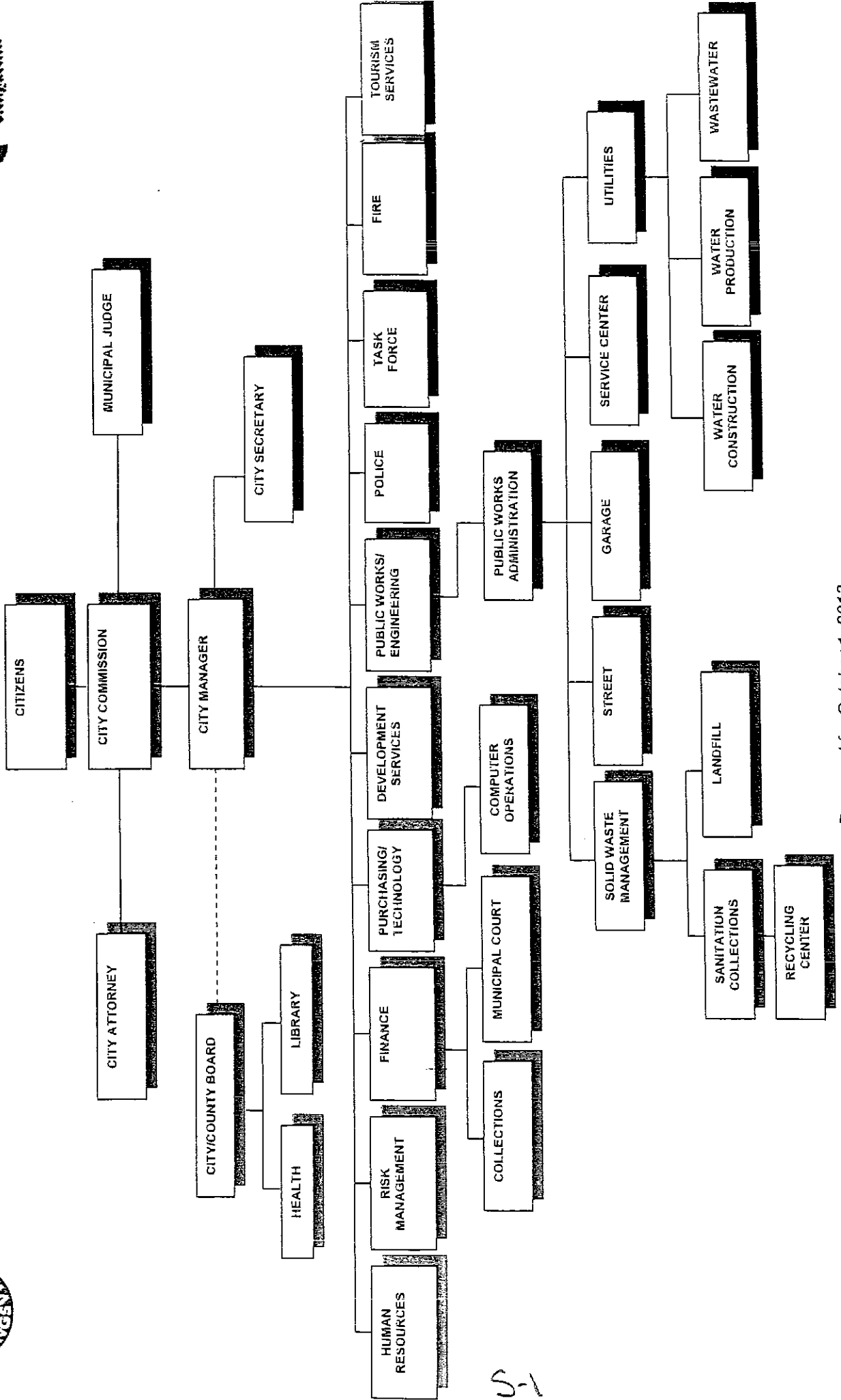
City of Kingsville
Capital Outlay Requests
Fiscal Year 2014
(October 1, 2013 through September 30, 2014)

Fund / Capital Outlay Description	Department / Division	Source of Funding	Dept. Request	City Manager Approved
10 - Tasers	“	“	9,783	9,783
1 – Triple Wide Carport	“	“	9,500	9,500
			\$354,083	\$354,083
Total Asset Seizure Funds			\$392,083	\$392,083
Total Capital Outlay – All City Funds			\$10,002,808	\$9,823,416

BUDGET SUMMARY



CITY OF KINGSVILLE ORGANIZATIONAL CHART



Proposed for October 1, 2013

51

CITY OF KINGSVILLE
 BUDGET CALENDAR
 FISCAL YEAR 2013-2014

~~Wednesday June 12, 2013 Meet with department directors to discuss budget process.~~

- | | | |
|-----------------|--|--|
| Wednesday | June 19, 2013 | <ul style="list-style-type: none"> - Review budget packet/instruction with department directors. - Distribute budget packets and detailed instructions to department directors, including calculation of CORE budget with City Manager Budget Guidance Memo. |
| Friday | July 19, 2013 | <ul style="list-style-type: none"> - Departments finalize and enter annual revenue and expenditure estimates for FY13 - Departments finalize and enter annual revenue estimates and core budget requests for FY14 - Departments finalize and submit supplemental capital, expenditure and personnel requests for FY14 to Finance - HR finalize and submit recommended internal equity pay adjustments for FY14 - HR & Payroll provide FY14 compensation and benefits spreadsheets w/ FY14 scheduled step and collective bargaining increases - Finance finalize and enter C of O expenditures, debt service, capital projects, transfers and other non-departmental and special budget accounts. |
| Thursday | July 25, 2013 | <ul style="list-style-type: none"> - <i>Appraisal District Chief Appraiser to deliver certified tax rolls to all taxing entities. (See August 12, 2013).</i> |
| Friday | July 26, 2013 | <ul style="list-style-type: none"> - Finance provide City Manager with FY14 Budget Review Packet including fund balance projections for FY13 & FY14 |
| Friday | August 2, 2013 | <ul style="list-style-type: none"> - City Manager completes review and provides final changes to Finance for entry into budget |
| Wednesday | August 7, 2013 | <ul style="list-style-type: none"> - Finance Director provides City Manager with final Proposed Annual Budget including charts, graphs, and other supplemental materials. |
| Thursday | August 8, 2013 | <ul style="list-style-type: none"> - <i>Finance staff to give Tax Assessor PO # for the newspaper to publish the debt service schedules and statements on Sunday 8/11/13</i> |
| Friday | August 9, 2013 | <ul style="list-style-type: none"> - <i>Last day to post the agenda for the 08/12/13 Regular Commission Meeting.</i> - <i>Submission of effective and tax roll back rates to the governing body.</i> |
| Sunday | August 11, 2013 | <ul style="list-style-type: none"> - <i>Publish debt service statement and schedules on Sunday, 8/11/13.</i> |
| Monday | August 12, 2013
Reg. Comm. Mtg. | <ul style="list-style-type: none"> - <i>Accept certified tax rolls from chief appraiser.</i> - <i>Accept certification of anticipated collection rate by tax collector.</i> - <i>Discuss tax rate, if proposed tax rate will exceed the roll back rate or the effective tax rate whichever is lower, take record vote and schedule public hearings (8/26/13 & 9/4/13).</i> |
| Thursday | August 15, 2013 | <ul style="list-style-type: none"> - Finance staff to give Tax Assessor PO # for the newspaper to publish the Notice of - Deliver to the newspaper on Thursday, 8/15/13, for Sunday, 8/18/13. |
| Friday | August 16, 2013 | <ul style="list-style-type: none"> - City Manager finalizes budget message for inclusion in FY14 Proposed Annual Budget - City Manager forwards final budget message to Finance. |
| Friday | August 16, 2013 | <ul style="list-style-type: none"> - <i>Put notice of tax revenue increase, if any, on city web site.</i> - <i>Put notice of tax revenue increase, if any, on TV public access channel [at least 7 days before vote on tax rate increase].</i> - <i>[Note: The notice of public hearings on the tax rate MUST stay on the City's website from the day publication of the 1st notice of public hearing until the second public hearing is concluded].</i> - <i>[Note: The public access channel MUST be a 60-second notice that runs 5-times each day between the hours of 7 am and 9 pm].</i> - <i>Proposed Budget due to City Secretary to be posted to City website.</i> |
| Sunday | August 18, 2013 | <ul style="list-style-type: none"> - <i>Publish Notice of Public Hearing on Tax Rates - first 1/4 page notice in newspaper.</i> |
| Monday | August 19, 2013 | <ul style="list-style-type: none"> - Distribute City Manager's FY14 Proposed Annual Budget to Mayor and City Commissioners. |

Note: Items in bold and italics represent statutory deadlines.

S-2

CITY OF KINGSVILLE
BUDGET CALENDAR
FISCAL YEAR 2013-2014

- | | | |
|------------------------|--|---|
| Monday | August 19, 2013 | - <i>Provide media with public notice announcing public hearing on City Manager's FY2014 Proposed Annual Budget</i> |
| Wednesday | August 21, 2013 | - <i>Publish Notice of Public Hearing on City Manager's FY14 Proposed Annual Budget (as amended) in newspaper</i> |
| Thursday | August 22, 2013 | - Finance staff to provide Tax Assessor PO # for the newspaper to publish the Notice of Public Hearing on Tax Rates.
- Deliver debt service statement and schedules to the newspaper Thursday, 8/22/13, to be published Sunday, 8/25/13. |
| Sunday | August 25, 2013 | - <i>Publish 'Notice of Tax Revenue Increase', second 1/4 page notice in newspaper [do before meeting to adopt tax rate].</i>
- <i>Deliver to the newspaper on Thursday, 8/22/13, for Sunday 8/25/13.</i> |
| Mon & Tues | August 26 & 27, 2013 | - Budget workshops - City Manager and Director presentations to the City Commission. |
| Monday | August 26, 2013
Reg. Comm. Mtg. | - <i>First public hearing on tax rate.</i>
- Introduce ordinances [if any] for increase to user fees, rates and customer charges. |
| Friday | August 30, 2013 | - <i>Last day to post agenda for 9/4/13 Special Commission Meeting.</i>
- <i>Put notice of tax revenue increase, if any, on city web site.</i>
- <i>Put notice of tax revenue increase, if any, on TV public access channel.</i> |
| Tues & Wed. | September 3 & 4, 2013 | - Budget workshops - City Manager and Director presentations to the City Commission. |
| Wednesday | September 4, 2013
Spec. Comm. Mtg. | - <i>Second public hearing on tax rate. [may not be earlier than 3 days after first public hearing on tax rate]</i>
- <i>Schedule and announce meeting to adopt tax rate 3-14 days from this date.</i>
- <i>Public hearing on City Manager's FY14 Proposed Annual Budget (as amended). [at least 7 days before vote on tax rate increase].</i> |
| Sunday | September 8, 2013 | - <i>Notice of Tax Revenue Increase published before meeting* to adopt tax rate is the second quarter-page notice in newspaper before meeting and publish on TV and website (if available, at least seven days before meeting)</i> |
| Monday | September 9, 2013
Reg. Comm. Mtg. | - <i>First Reading of City Manager's FY14 Proposed Annual Budget (as amended) and tax rate</i> |
| Monday | September 16, 2013
Spec. Comm. Mtg. | - <i>Second Reading of City Manager's FY14 Proposed Annual Budget (as amended)</i>
- <i>Adopt final passage of City Manager's FY14 Proposed Annual Budget.</i>
- <i>Adopt final passage of tax rate.</i>
- <i>[meeting is 3-14 days after second public hearing; must adopt tax rate by Oct 1st or 60 days after receiving certified tax appraisal roll, whichever is later].</i>
- <i>[Steps: 1) roll call vote on budget; 2) action item to ratify tax increase; and 3) roll call vote on tax increase].</i>
- <i>Introduce the end-of-fiscal year 2012-13 budget amendments.</i>
- <i>Adopt final passage of ordinances [if any] for utility rate or permit increases.</i> |
| Monday | September 23, 2013
Reg. Comm. Mtg. | - <i>Final passage of the end-of-fiscal year 2012-13 budget amendments.</i> |
| Friday | September 27, 2013 | - <i>File FY2014 Adopted Annual Budget with the City Secretary.</i>
- <i>File FY2014 Adopted Annual Budget with the County Clerk.</i>
- <i>Post FY14 Adopted Annual Budget on city website.</i>
- <i>File FY2013 budget amendments with County Clerk.</i> |

*Note: Items in bold and italics
represent statutory deadlines.*

**CITY OF KINGSVILLE
BUDGET FOR FY 2013-14
SCHEDULE FOR BUDGET WORKSHOPS WITH CITY COMMISSION**

Monday	Aug. 26th	Budget Overview & Public Safety		
	3:30 p.m.	Budget Overview - Citywide	Vince Capell, City Manager	
	3:45 p.m.	001-210 Police Administration 001-210 Patrol 001-210 Communications 001-210 Crime Investigations 001-210 Community Services 025-210 Police Building Security Fund 005-210 Police State Forfeiture Fund 028-210 Police Federal Forfeiture Fund	Ricardo Torres, Chief of Police Ricardo Torres, Chief of Police Ricardo Torres, Chief of Police Ricardo Torres, Chief of Police Ricardo Torres, Chief of Police Ricardo Torres, Chief of Police Ricardo Torres, Chief of Police Ricardo Torres, Chief of Police	
	4:15 p.m.	001-220 Fire	Joey Reed, Fire Chief	
	4:45 p.m.	001-225 Volunteer Fire	Rick Sainas, Volunteer Fire Chief	
	5:00 p.m.	008-233 Task Force	Willie Vera, Task Force Commander	
	5:15 p.m.	001-120 Risk Management	Melissa Perez, Risk Manager	
Tuesday	Aug. 27th	Public Works		
	4:00 p.m.	001-170 Solid Waste - Recycling 001-170 Solid Waste - Sanitation Collection 001-170 Solid Waste - Landfill 087-170 Solid Waste - Landfill Capital Projects 090-170 Solid Waste - Landfill Closure Fund	Charlie Cardenas, City Engineer/Public Works Director Charlie Cardenas, City Engineer/Public Works Director Charlie Cardenas, City Engineer/Public Works Director Charlie Cardenas, City Engineer/Public Works Director Charlie Cardenas, City Engineer/Public Works Director	
	4:30 p.m.	001-300/051-801 Public Works Admin (50-50)	Charlie Cardenas, City Engineer/Public Works Director	
	4:45 p.m.	001-301/051-800 Engineering (50-50)	Charlie Cardenas, City Engineer/Public Works Director	
	5:00 p.m.	001-302 Service Center	Charlie Cardenas, City Engineer/Public Works Director	
	5:15 p.m.	001-303 Garage	Charlie Cardenas, City Engineer/Public Works Director	
	5:30 p.m.	001-305 Streets	Charlie Cardenas, City Engineer/Public Works Director	
	6:00 p.m.	051-000 Utility Fund - Non Departmental 051-690 Utility Fund - Fund Transfer	Charlie Cardenas, City Engineer/Public Works Director Charlie Cardenas, City Engineer/Public Works Director	
		051-600 Water Construction 054-600 Water Construction - Capital Projects	Charlie Cardenas, City Engineer/Public Works Director Charlie Cardenas, City Engineer/Public Works Director	
		051-600 Water Production 054-600 Water Production - Capital Projects	Charlie Cardenas, City Engineer/Public Works Director Charlie Cardenas, City Engineer/Public Works Director	
		051-700 Wastewater Utility 054-700 Wastewater - Capital Projects	Charlie Cardenas, City Engineer/Public Works Director Charlie Cardenas, City Engineer/Public Works Director	
		055-860 Stormwater Utility - Capital Projects	Charlie Cardenas, City Engineer/Public Works Director	
	Tuesday	Sept 3rd	City Administration	
		4:00 p.m.	001-100 City Commission	Mayor Sam Fugate and Mary Valenzuela, City Secretary
		4:15 p.m.	001-101 City Manager/City Secretary	Vince Capell, City Manager and Mary Valenzuela, City Secretary
4:30 p.m.		001-110 Human Resources	Diana Gonzales, Human Resources Director	
4:45 p.m.		001-140 Legal	Courtney Alvarez, City Attorney	
5:00 p.m.		001-160 Planning 001-160 Building Services 001-160 Community Appearance	Robert Isassi, Director of Planning and Development Services Robert Isassi, Director of Planning and Development Services Robert Isassi, Director of Planning and Development Services	
5:30 p.m.		001-180 Finance Administration 001-180 Municipal Court 031-180 Municipal Court Technology 051-620 Utility Billing - Collections 051-620 Utility Billing - Meter Readers	Mark Rushing, Finance Director Mark Rushing, Finance Director Mark Rushing, Finance Director Mark Rushing, Finance Director Mark Rushing, Finance Director	
6:00 p.m.		001-190 Purchasing/Technology	David Mason, Purchasing & Technology Director	
6:15 p.m.		103 City Special	Mark Rushing, Finance Director	

**CITY OF KINGSVILLE
BUDGET FOR FY 2013-14
SCHEDULE FOR BUDGET WORKSHOPS WITH CITY COMMISSION**

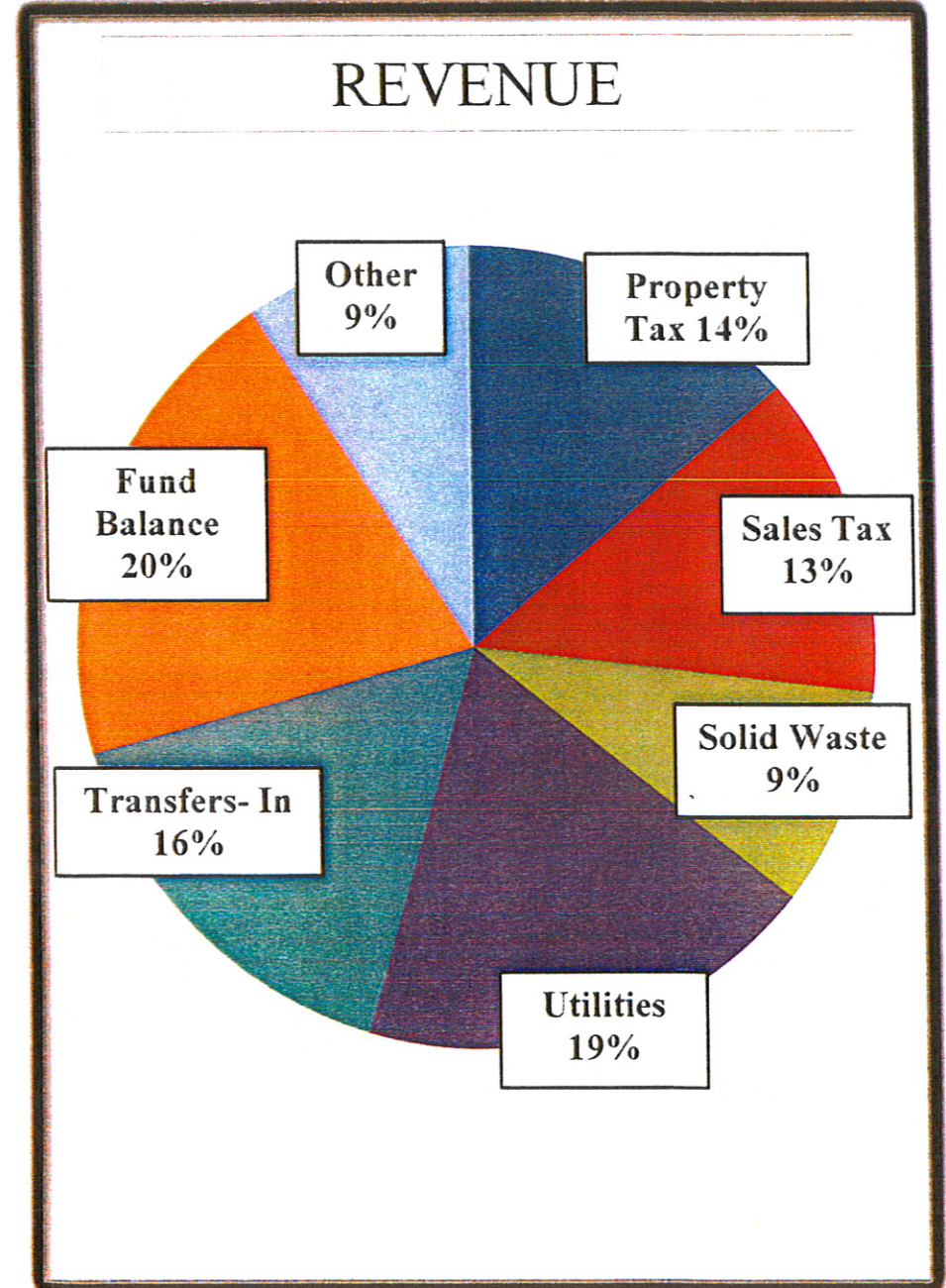
Tuesday	Sept. 3rd	City Administration (Cont...)	
	6:15 p.m.	001-102 Municipal Building - 200 E. Kleberg 001-102 Municipal Building - N. Third St.	Charlie Cardenas, City Engineer/Public Works Director Vince Capell, City Manager
Wed	Sept. 4th	Other Operations, Funds and Budget Wrap up	
	4:00 p.m.	001-440 Health	Emelio Garcia, City/County Health Director
	4:15 p.m.	001-460 Parks	Susan Ivy, Kleberg County Parks Director
	4:30 p.m.	001-460 Library	Ruthie Valdez, Interim Library Director
	4:45 p.m.	002-107 Tourism	Bob Trescot, Director of Tourism Services
	5:05 p.m.	002-107 Tourism (Conner Museum)	Jonaihan Plant, Executive Director
	5:15 p.m.	039-Debt Service CO Series 2002-2002A 039-Debt Service CO Series 2009 039-Debt Service CO Series 2011 011-510 Debt Service GO 012-510 Debt Service UF 062-Debt Service CO Series 2005 065-Debt Service CO Series 2011 066-Debt Service CO Series 2011 055-Debt Service CO Series 2013 067-Debt Service CO Series 2013 068-Debt Service CO Series 2013	Charlie Cardenas, Public Works Director and/or Mark Rushing, Finance Director Charlie Cardenas, Public Works Director and/or Mark Rushing, Finance Director Charlie Cardenas, Public Works Director and/or Mark Rushing, Finance Director Charlie Cardenas, Public Works Director and/or Mark Rushing, Finance Director Charlie Cardenas, Public Works Director and/or Mark Rushing, Finance Director Charlie Cardenas, Public Works Director and/or Mark Rushing, Finance Director Charlie Cardenas, Public Works Director and/or Mark Rushing, Finance Director Charlie Cardenas, Public Works Director and/or Mark Rushing, Finance Director Charlie Cardenas, Public Works Director and/or Mark Rushing, Finance Director Charlie Cardenas, Public Works Director and/or Mark Rushing, Finance Director Charlie Cardenas, Public Works Director and/or Mark Rushing, Finance Director
		001-690 General Fund Transfers Out - 091 087-690 Fund Transfers Out - 011 GO Debt	Mark Rushing, Finance Director Mark Rushing, Finance Director
		091 General Fund-Projects from Prior Yr. Surplus	Mark Rushing, Finance Director
	5:45 p.m.	Budget Wrap up and Other	Mayor & Commission and City Manager

ALL FUNDS COMBINED

Description	2011-2012 Actual	2012-2013		2013-2014 Proposed Budget
		Current Budget	Estimated Actual	
Revenues				
Property Taxes	\$6,019,794	\$5,968,832	\$6,111,602	\$6,111,602
Sales Taxes	5,769,313	5,897,570	5,861,423	5,861,423
Permits & Licenses	185,709	288,745	238,322	238,322
Municipal Court Fines	555,369	759,334	698,231	698,231
Ambulance Fees	537,670	578,029	611,113	611,113
Asset Seizures	184,462	1,097,931	1,126,826	1,126,826
Fee for Service	75,430	53,407	42,884	42,884
Property Abatements	24,262	85,570	140,790	140,790
Task Force Income	623,141	738,013	1,065,771	1,065,771
Grants & Donations	300,290	20,000	20,400	20,400
Landfill Fees	604,494	579,581	595,528	595,528
Sanitation Fees	3,445,512	3,393,309	3,416,308	3,416,308
Water Fees	4,929,525	4,330,094	5,004,919	5,004,919
Waste Water Fees	3,230,996	3,253,700	3,208,878	3,208,878
Stormwater Fees	0	225,934	225,836	225,836
Auction & Asset Sales	311,654	150,225	151,500	151,500
Interest Income	109,436	94,897	79,855	79,855
Bond Proceeds	0	0	5,319,391	5,319,391
Lease Income	0	0	214,374	214,374
Intergovernmental	0	10,000	245,000	245,000
Paving Liens	15,725	11,962	20,010	20,010
Miscellaneous	35,127	38,550	30,081	30,081
Transfers-In	5,562,300	5,240,823	5,482,838	5,482,838
	\$32,520,209	\$32,816,506	\$39,911,880	\$39,911,880
From (To) Fund Balance	\$980,353	\$8,016,008	(\$2,520,576)	\$8,016,008
Total Revenues	\$33,500,562	\$40,832,514	\$37,391,304	\$47,927,888
Expenditures				
Personnel Services	\$13,206,149	\$15,297,726	\$14,732,845	\$14,732,845
Supplies	1,652,205	1,693,811	1,642,585	1,642,585
Services	4,544,140	5,019,510	5,032,563	5,032,563
Repairs	421,955	581,511	559,865	559,865
Maintenance	2,055,037	4,024,552	3,150,722	3,150,722
Debt Service	2,589,703	3,440,686	3,622,095	3,622,095
Capital Outlay	2,063,618	5,421,602	3,112,419	3,112,419
Adjustments/Bad Debts	1,405,455	112,293	55,372	55,372
Transfers-Out	5,562,300	5,240,823	5,482,838	5,482,838
Total Expenditures	\$33,500,562	\$40,832,514	\$37,391,304	\$45,428,432

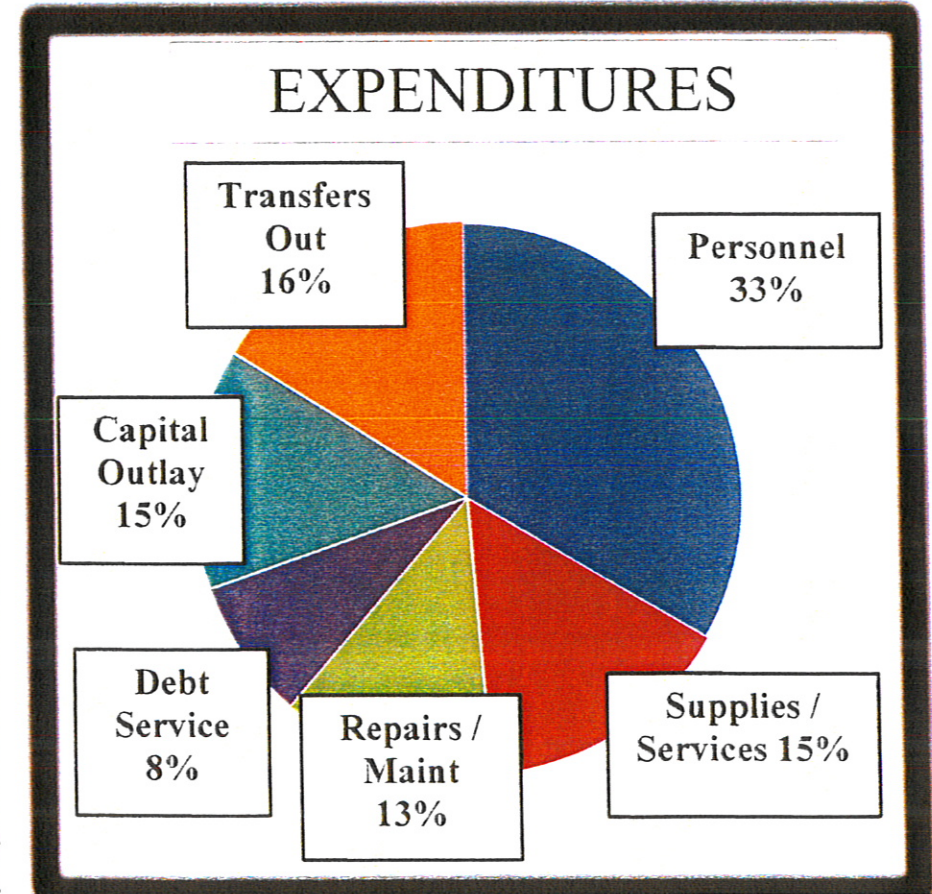
WHERE THE MONEY COMES FROM

Description	2011-2012 Actual	2012-2013		2013-2014	
		Current Budget	Estimated Actual	Proposed Budget	% of Total
Revenues					
Taxes					
Property Taxes	\$6,019,794	\$5,968,832	\$6,111,602	\$6,281,403	14%
Sales Taxes	5,769,313	5,897,570	5,861,423	5,902,584	13%
	<u>11,789,107</u>	<u>11,866,402</u>	<u>11,973,025</u>	<u>12,183,987</u>	<u>27%</u>
Solid Waste					
Landfill Fees	604,494	579,581	595,528	597,314	1%
Sanitation Fees	3,445,512	3,393,309	3,416,308	3,438,415	8%
	<u>4,050,006</u>	<u>3,972,890</u>	<u>4,011,836</u>	<u>4,035,729</u>	<u>9%</u>
Utilities					
Water Fees	4,929,525	4,330,094	5,004,919	4,991,772	11%
Waste Water Fees	3,230,996	3,253,700	3,208,878	3,352,826	7%
Stormwater Fees	0	225,934	225,836	226,514	0%
	<u>8,160,521</u>	<u>7,809,728</u>	<u>8,439,633</u>	<u>8,571,112</u>	<u>19%</u>
Transfers					
Transfers-In	5,562,300	5,240,823	5,482,838	7,339,752	16%
From (To) Fund Balance	980,353	8,016,008	(2,520,576)	9,084,218	20%
	<u>6,542,653</u>	<u>13,256,831</u>	<u>2,962,262</u>	<u>16,423,970</u>	<u>36%</u>
Other					
Permits & Licenses	185,709	288,745	238,322	257,300	1%
Municipal Court Fines	555,369	759,334	698,231	768,009	2%
Ambulance Fees	537,670	578,029	611,113	635,558	1%
Asset Seizures	807,603	1,835,944	2,192,597	2,026,826	4%
Fee for Service	75,430	53,407	42,884	44,238	0%
Property Abatements	24,262	85,570	140,790	142,000	0%
Auction & Sales	311,654	150,225	151,500	152,253	0%
Interest Income	109,436	94,897	79,855	80,817	0%
Bond/Lease Proceeds	0	0	5,533,765	0	0%
Grants & Intergovern	300,290	30,000	265,400	50,400	0%
Paving Liens & Misc.	50,852	50,512	50,091	56,232	0%
	<u>2,958,275</u>	<u>3,926,663</u>	<u>10,004,548</u>	<u>4,213,633</u>	<u>9%</u>
	<u>\$33,500,562</u>	<u>\$40,832,514</u>	<u>\$37,391,304</u>	<u>\$45,428,431</u>	<u>100%</u>



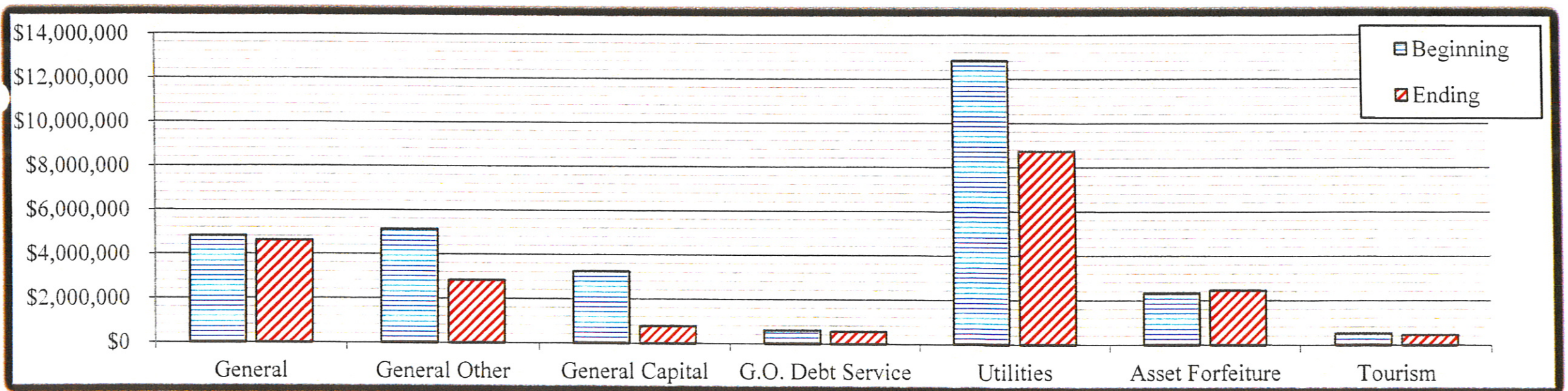
WHERE THE MONEY GOES

Description	2011-2012 Actual	2012-2013		2013-2014	
		Current Budget	Estimated Actual	Proposed Budget	% of Total
Expenditures					
Personnel Services	\$13,206,149	\$15,297,726	\$14,732,845	\$15,210,077	33%
Supplies	1,652,205	1,693,811	1,642,585	1,784,337	4%
Services	4,544,140	5,019,510	5,032,563	5,169,960	11%
Repairs	421,955	581,511	559,865	529,618	1%
Maintenance	2,055,037	4,024,552	3,150,722	5,239,767	12%
Debt Service	2,589,703	3,440,686	3,622,095	3,713,288	8%
Capital Outlay	2,063,618	5,421,602	3,112,419	6,385,861	14%
Bad Debts	1,405,455	112,293	55,372	55,771	0%
Transfers-Out	5,562,300	5,240,823	5,482,838	7,339,752	16%
Total Expenditures	\$33,500,562	\$40,832,514	\$37,391,304	\$45,428,431	100%



Fund Balances - By Fund Type

Description	General Funds		Total General	General Capital Funds	G.O. Debt Service Fund	Utility Funds	Asset Forfeiture Funds	Tourism Fund	All Funds Combined
	General	General Other							
Beg Balance - FY14	\$4,821,482	\$5,123,419	\$9,944,901	\$3,255,860	\$608,398	\$12,834,717	\$2,332,540	\$533,182	\$29,509,598
Revenues	15,354,888	793,955	16,148,843	6,125	1,409,841	8,823,433	2,136,080	480,139	\$29,004,461
Transfers-in	1,335,000	2,975,890	4,310,890	0	429,577	2,599,285	0	0	\$7,339,752
	16,689,888	3,769,845	20,459,733	6,125	1,839,418	11,422,718	2,136,080	480,139	36,344,213
Expenditures	(16,620,904)	(3,905,473)	(20,526,377)	(1,507,964)	(1,890,372)	(11,688,383)	(1,957,627)	(517,956)	(\$38,088,679)
Transfers-out	(275,890)	(2,154,441)	(2,430,331)	(975,136)	0	(3,849,285)	(50,000)	(35,000)	(\$7,339,752)
	(16,896,794)	(6,059,914)	(22,956,708)	(2,483,100)	(1,890,372)	(15,537,668)	(2,007,627)	(552,956)	(45,428,431)
End Balance - FY14	\$4,614,576	\$2,833,350	\$7,447,926	\$778,885	\$557,444	\$8,719,767	\$2,460,993	\$460,365	\$20,425,380



FULL-TIME POSITIONS

	2010-2011	2011-2012	2012-2013		2013-2014	Change from 2012-2013	
	Adopted	Adopted	Adopted	Current	Proposed	Adopted	Current
General Government and Administrative Services							
City Commission	5	5	5	5	5	0	0
City Manager	2	3	2	2	2	0	0
Tourism Services	0	1	4	4	4	0	0
Human Resources	2	2	2	2	2	0	0
Risk/Emergency Management	1	1	1	1	1	0	0
Legal	2	2	2	2	2	0	0
Finance	5	6	6	6	6	0	0
Purchasing/Technology	3	3	3	3	3	0	0
	<u>20</u>	<u>23</u>	<u>25</u>	<u>25</u>	<u>25</u>	<u>0</u>	<u>0</u>
Community and Economic Development							
Planning	6	5	5	5	5	0	0
Community Appearance	2	3	6	6	6	0	0
	<u>8</u>	<u>8</u>	<u>11</u>	<u>11</u>	<u>11</u>	<u>0</u>	<u>0</u>
Health							
Health	12	12	10	10	10	0	0
	<u>12</u>	<u>12</u>	<u>10</u>	<u>10</u>	<u>10</u>	<u>0</u>	<u>0</u>
Library							
Library	8	9	9	9	9	0	0
	<u>8</u>	<u>9</u>	<u>9</u>	<u>9</u>	<u>9</u>	<u>0</u>	<u>0</u>
Public Safety and Judiciary							
Police	64	66	67	67	67	0	0
Fire	33	33	33	33	33	0	0
Municipal Court	3	3	5	5	5	0	0
Task Force	12	12	12	12	12	0	0
	<u>112</u>	<u>114</u>	<u>117</u>	<u>117</u>	<u>117</u>	<u>0</u>	<u>0</u>
Public Works							
Public Works Admin.	2	2	2	2	2	0	0
Engineering	1	1	2	2	2	0	0
Garage	7	8	8	8	8	0	0
Solid Waste - Landfill	8	8	8	8	8	0	0
Solid Waste - Recycling	2	1	1	1	1	0	0
Solid Waste - Sanitation	18	16	17	17	17	0	0
Street	21	20	20	20	20	0	0
Wastewater	19	19	19	19	19	0	0
Water	14	13	13	13	13	0	0
Water Production	4	4	4	4	4	0	0
Collections - Utility	5	5	5	5	5	0	0
Collections - Meter Reader	2	2	2	2	2	0	0
	<u>103</u>	<u>99</u>	<u>101</u>	<u>101</u>	<u>101</u>	<u>0</u>	<u>0</u>
Total Full Time Positions	<u>263</u>	<u>265</u>	<u>273</u>	<u>273</u>	<u>273</u>	<u>0</u>	<u>0</u>

Footnote:

FY 2012-2013 Changes:

Updated with positions created in FY 2012-2013

- +1 Equipment Operator I in Tourism
- +1 Admin. Assistant in Tourism
- +1 Admin. Assistant I in Community Appearance
- +1 Police Officer assigned to Municipal Court for warrants
- +1 Municipal Court Manager changed revereted position back to full time
- +1 Municipal Court Customer Service Representative shared 1/2 time by Municipal Court and 1/2 time in Collections
- +1 Engineering Technician (salaried position)
- +1 Sanitation Supervisor created in FY 2011-2012 during year

FY 2011-2012 Changes:

Number of full-time employees changed from FY 2011-2012 ADOPTED to FY 2012-2013 PROPOSED due to following:

- +1 Creation of Tourism Services Department - Adding 1 employees
- +1 Library Part-time position was made Full-time during the budget process and was not reflected in FY 2011-2012 Adopted Column
- +1 Finance Part-time position was made Full-time during the budget process and was not reflected in FY 2011-2012 Adopted Column

S-10

Full Time Employment By Fund Type

	2012-2013		2013-2014
	<u>Adopted</u>	<u>Current</u>	<u>Proposed</u>
General Government	214	214	214
Asset Seizure	12	12	12
Utility Fund	43	43	43
Utility Fund and General Government (50% Distribution)	4	4	4
	<u>273</u>	<u>273</u>	<u>273</u>

PART-TIME AND TEMPORARY POSITIONS

	2010-2011	2011-2012	2012-2013		2013-2014	Change from 2012-2013	
	<u>Adopted</u>	<u>Adopted</u>	<u>Adopted</u>	<u>Current</u>	<u>Proposed</u>	<u>Adopted</u>	<u>Current</u>
Part-Time Regular							
Library	2	1	1	1	1	0	0
Engineering	4	4	3	3	3	0	0
Municipal Court	1	1	0	0	0	0	0
	<u>7</u>	<u>6</u>	<u>4</u>	<u>4</u>	<u>4</u>	<u>0</u>	<u>0</u>
Temporary							
Finance	1	0	0	0	0	0	0
Solid Waste - Landfill	0	1	1	1	1	0	0
	<u>1</u>	<u>1</u>	<u>1</u>	<u>1</u>	<u>1</u>	<u>0</u>	<u>0</u>
Total Part-Time and Temporary Positions	<u>8</u>	<u>7</u>	<u>5</u>	<u>5</u>	<u>5</u>	<u>0</u>	<u>0</u>

Footnote:

FY 2012-2013 Changes:
None

FY 2011-2012 Changes:

Number of full-time employees changed from FY 2011-2012 ADOPTED to FY 2012-2013 PROPOSED due to following:

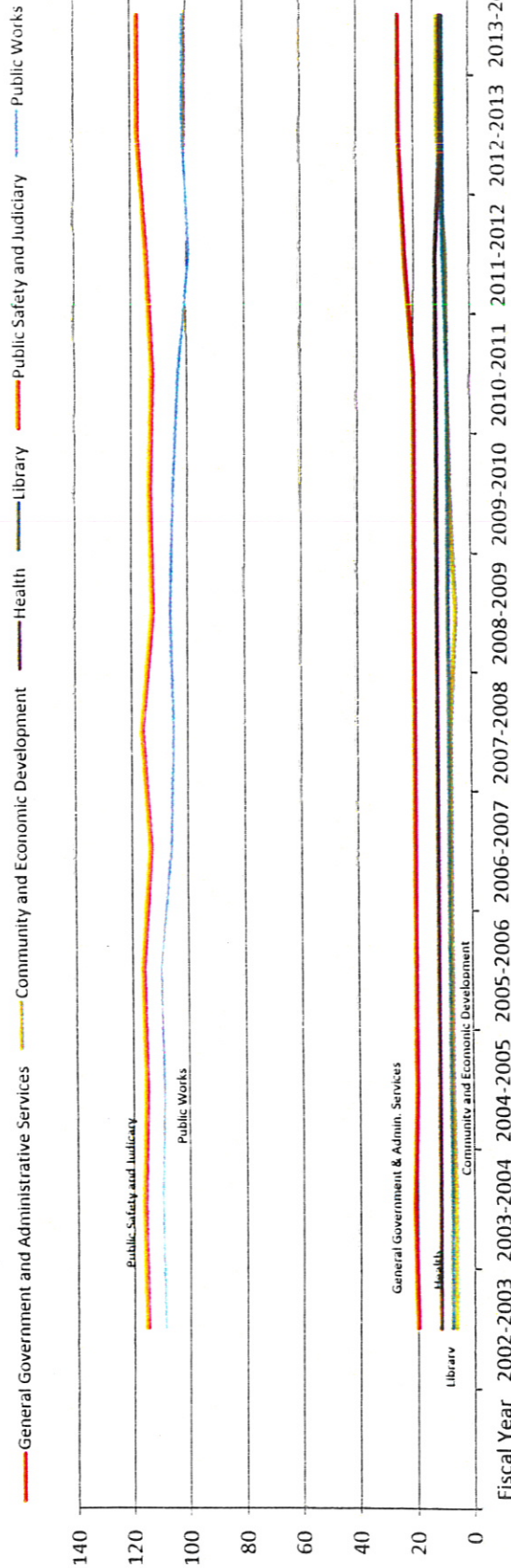
- +1 Library Part-time position was made Full-time during the budget process and was not reflected in FY 2011-2012 Adopted Column
- +1 Finance Part-time position was made Full-time during the budget process and was not reflected in FY 2011-2012 Adopted Column

10 YEAR HISTORY OF FULL-TIME POSITIONS BY PROGRAM

COLA and Adjustment % or
Rate Increases

	0	3%	0	3%	3%	\$1,000	0	2%	0%	1.50%	0	2013-2014
	2003-2004	2004-2005	2005-2006	2006-2007	2007-2008	2008-2009	2009-2010	2010-2011	2011-2012	2012-2013		Proposed
	Adopted	Adopted	Adopted	Adopted	Adopted	Adopted	Adopted	Adopted	Adopted	Adopted		Proposed
General Government & Administrative Services												
City Commission	5	5	5	5	5	5	5	5	5	5		5
City Manager	2	2	2	2	2	2	2	2	3	2		2
Tourism Services										0	4	4
Human Resources	2	2	2	2	2	2	2	2	2	2		2
Risk/Emergency Management	2	1	1	1	1	1	1	1	1	1		1
Legal	2	2	2	2	2	2	2	2	2	2		2
Finance Admin.	5	5	5	5	5	5	5	5	6	6		6
Purchasing / Technology	3	3	3	3	3	3	3	3	3	3		3
	21	20	20	20	20	20	20	20	22	25		25
Community & Economic Development												
Planning	5	6	6	6	6	4	5	6	5	5		5
Community Appearance	1	1	1	1	1	1	2	2	3	6		6
	6	7	7	7	7	5	7	8	8	11		11
Health												
Health	12	12	12	12	12	12	12	12	12	10		10
	12	12	12	12	12	12	12	12	12	10		10
Library												
Library	8	8	8	8	8	8	8	8	9	9		9
	8	8	8	8	8	8	8	8	9	9		9
Public Safety & Judiciary												
Police	66	66	67	67	67	63	64	64	66	67		67
Fire	33	33	33	30	33	33	33	33	33	33		33
Municipal Court	4	4	4	4	4	4	4	3	3	5		5
Task Force	13	12	12	12	12	12	12	12	12	12		12
	116	115	116	113	116	112	113	112	114	117		117
Public Works												
Public Works - Admin	3	3	3	2	2	2	2	2	2	2		2
Engineering	3	3	3	3	1	1	2	1	1	2		2
Garage	8	8	8	8	9	8	8	7	8	8		8
Solid Waste - Landfill	7	7	7	7	7	8	8	8	8	8		8
Solid Waste - Recycling	2	2	2	2	2	2	2	2	1	1		1
Solid Waste - Sanitation	20	20	20	20	20	20	18	18	17	17		17
Street	21	20	21	21	21	21	21	21	20	20		20
Wastewater	19	19	19	19	19	19	19	19	19	19		19
Water	15	15	15	14	14	14	14	14	13	13		13
Water Production	3	3	3	3	3	4	4	4	4	4		4
Collections - Utility	5	5	5	5	5	5	5	5	5	5		5
Collections - Meter Reader	4	4	4	2	2	2	2	2	2	2		2
	110	109	110	106	105	106	105	103	100	101		101
Total Full Time Employees	273	271	273	266	268	263	265	263	265	273		273

TEN YEAR HISTORY OF CITYWIDE EMPLOYMENT BY SERVICE PROGRAM



FULL-TIME EMPLOYEES

Service Programs	2002-2003	2003-2004	2004-2005	2005-2006	2006-2007	2007-2008	2008-2009	2009-2010	2010-2011	2011-2012	2012-2013	2013-2014
General Government and Administrative Services	20	21	20	20	20	20	20	20	20	20	23	25
Public Safety and Judiciary	6	6	7	7	7	7	5	7	8	8	8	11
Public Works	12	12	12	12	12	12	12	12	12	12	12	10
Health	8	8	8	8	8	8	8	8	8	8	9	9
Library	115	116	115	116	116	116	112	113	112	112	114	117
Community and Economic Development	109	110	109	110	106	105	106	105	103	99	101	101
General Government & Admin. Services	270	273	271	273	266	268	263	265	263	265	273	273
Total Full Time Employees	270	273	271	273	266	268	263	265	263	265	273	273

COLA and Adjustment % or Rate Increases: 0, 0, 0, 3%, 0, 3%, 0, 3%, 0, 2%, 0, 1.50%, 0.00%

SIF

SEPARATIONS: FULL-TIME EMPLOYEES


Full-time Separations: 52 33 40 35 68 33

Oct 2012 - August 8, 2013

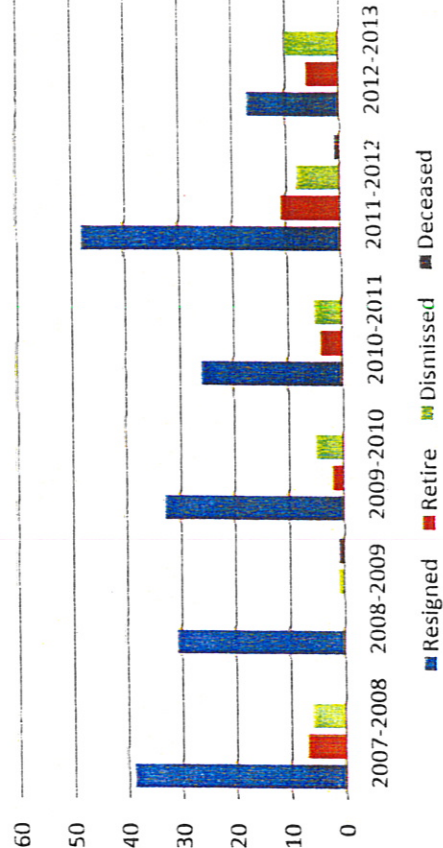
Fiscal Year	2007-2008	2008-2009	2009-2010	2010-2011	2011-2012	2012-2013
Resigned	39	31	33	26	48	17
Retire	7	0	2	4	11	6
Dismissed	6	1	5	5	8	10
Deceased	1	1	0	0	1	0

Annual Turnover Rate: 19% 13% 15% 13% 26% 12%

City of Kingsville Annual Turnover Rate



City of Kingsville Separations By Type



ALL FUNDS COMBINED

000-CONSOLIDATED
 CONSOLIDATED DEPARTMENTS

REVENUES	2010-2011 ACTUAL	2011-2012 ACTUAL	2012-2013			2013-2014	
			CURRENT BUDGET	Y-T-D + ENCUMBERED	EXPECTED ANNUAL TOTAL	CITY MANAGER PROPOSED	COMMISSION ADOPTED
Advalorem Taxes							
4-000-111.10 Current Taxes-Real Proper	5,601,006	5,564,076	5,703,809	5,601,594	5,670,544	5,834,937	5,834,937
4-000-121.10 Delinquent Taxes-Real Pro	183,646	196,656	145,894	152,455	183,000	183,519	183,519
4-000-130.10 Penalty and Interest	94,244	137,407	97,382	123,344	136,376	141,265	141,265
4-000-131.10 Late Rendition Penalty	4,834	4,775	4,747	4,663	4,803	4,803	4,803
4-000-132.10 Misc Property Tax	981	0	0	0	0	0	0
4-000-140.10 In Lieu of Tax Pymnts-Cel	100,000	100,000	0	100,000	100,000	100,000	100,000
4-000-140.15 In Lieu of Tax Pymnts-Hsn	13,813	16,879	17,000	0	16,879	16,879	16,879
SUBTOTAL - Advalorem Taxes	5,998,522	6,019,794	5,968,832	5,982,056	6,111,602	6,281,403	6,281,403
Non-Property Taxes							
4-000-211.10 City Sales Tax	4,582,312	4,204,521	4,395,019	4,002,852	4,360,835	4,360,835	4,360,835
4-000-211.20 Mixed Drink Tax	41,238	41,281	41,238	33,231	43,095	43,095	43,095
4-000-211.30 Bingo Tax	5,143	4,422	5,143	3,618	4,422	4,422	4,422
4-000-222.10 Electric Franchise	705,852	718,866	705,852	562,472	721,413	745,609	745,609
4-000-222.20 Telephone Franchise	125,400	116,438	125,400	82,939	113,254	120,919	120,919
4-000-222.30 Gas Franchise	65,499	61,161	65,499	52,622	61,727	63,330	63,330
4-000-222.40 Television Franchise	84,419	80,994	84,419	50,390	78,495	85,685	85,685
4-000-225.00 Hotel/Motel Tax	483,054	541,630	475,000	457,270	499,270	499,270	499,270
SUBTOTAL - Non-Property Taxes	6,092,917	5,769,313	5,897,570	5,245,394	5,882,004	5,923,165	5,923,165
Permits & Licenses							
4-000-311.10 Plumbing Permits	4,758	7,357	19,700	12,862	12,674	15,600	15,600
4-000-311.20 Electric Permits	21,831	23,474	43,200	23,663	23,557	28,500	28,500
4-000-311.30 Building Permits	59,172	68,795	117,000	70,309	83,983	89,000	89,000
4-000-311.40 Moving Permits	1,230	680	900	770	760	400	400
4-000-311.50 Other Permits	770	1,525	1,250	2,465	2,650	1,500	1,500
4-000-311.55 Fire Prevention Permits	20,326	17,015	16,000	24,110	22,000	22,000	22,000
4-000-311.60 Mechanical Permits	6,426	7,239	20,000	15,531	16,735	20,000	20,000
4-000-311.70 Certificate of Occupancy	900	650	600	1,150	1,075	1,400	1,400
4-000-311.80 Plan Review	10,022	9,587	28,700	17,383	17,191	22,000	22,000
4-000-311.85 Economic Dev Agreement Fe	0	0	0	750	750	0	0
4-000-311.90 Sign Permits	381	838	1,250	454	424	600	600
4-000-311.95 Private Ambulance Permit	1,675	1,250	1,425	750	1,150	1,200	1,200
4-000-322.10 Amusement Licenses	45	45	45	45	45	100	100
4-000-322.20 Beer & Liquor Licenses	3,325	3,343	3,370	7,250	7,038	6,500	6,500
4-000-322.30 Electrical Licenses	2,835	2,920	2,200	2,255	2,925	3,500	3,500
4-000-322.40 Contractors Licenses	26,950	26,595	20,315	26,410	28,895	30,000	30,000
4-000-322.60 Food Licenses	13,620	12,815	12,040	13,895	14,170	13,500	13,500
4-000-322.70 Other Licenses	1,120	1,580	750	1,775	2,300	1,500	1,500
SUBTOTAL - Permits & Licenses	175,385	185,709	288,745	221,826	238,322	257,300	257,300

000-CONSOLIDATED
CONSOLIDATED DEPARTMENTS

REVENUES	2010-2011	2011-2012	2012-2013			2013-2014	
	ACTUAL	ACTUAL	CURRENT BUDGET	Y-T-D + ENCUMBERED	EXPECTED ANNUAL TOTAL	CITY MANAGER PROPOSED	COMMISSION ADOPTED
<u>Fines</u>							
4-000-411.10 Court Fines	348,511	439,248	605,000	523,750	560,575	605,000	605,000
4-000-411.14 Security Fees	7,078	9,160	11,600	10,123	10,018	10,519	10,519
4-000-411.15 Warrants	44,783	61,024	81,847	72,502	70,615	87,615	87,615
4-000-411.16 Technology Fee	9,615	12,518	15,894	13,455	13,580	14,259	14,259
4-000-411.20 Minor Fines	183	108	129	450	396	500	500
4-000-411.30 State Service Fee	12,949	15,793	22,381	15,942	22,381	23,981	23,981
4-000-411.70 Omni Local Fee	0	0	0	1,388	1,216	5,216	5,216
4-000-411.80 JFCL and Civil Justice Fe	1,379	1,738	2,290	1,902	1,928	2,024	2,024
4-000-411.85 Payment Plan Service Fees	10,597	13,310	16,620	17,090	17,178	18,895	18,895
4-000-411.95 City Court Costs	2,210	2,450	3,413	344	344	0	0
4-000-420.40 Intr. Inc. St. Spc. Assem	6,310	0	160	0	0	0	0
4-000-420.55 Lien Fees-filing Paving L	0	20	0	0	0	0	0
4-000-430.00 MC - Fees for Returned ch	25	0	0	0	0	0	0
SUBTOTAL - Fines	443,639	555,369	759,334	656,947	698,231	768,009	768,009
<u>General Services Fees</u>							
4-000-533.10 Zoning Fees	2,500	2,775	2,000	3,250	3,525	3,500	3,500
4-000-533.20 Platting Fees	1,032	2,030	3,500	1,180	1,380	2,000	2,000
4-000-566.15 Arrest Fees	1,310	1,703	1,720	15,275	15,715	16,500	16,500
4-000-566.20 Police Accident Reports	3,179	3,267	3,179	2,812	2,608	2,738	2,738
4-000-566.30 False Alarms	28	8	41	1,362	84	0	0
4-000-566.50 Fire Service	0	31,195	23,396	0	0	0	0
4-000-570.10 Ambulance Service-Interme	489,314	537,670	578,029	407,421	611,113	635,558	635,558
4-000-581.30 Rent - Building	4,964	4,136	0	0	0	0	0
4-000-581.35 Rent - Water Tower	18,448	19,002	19,571	19,572	19,572	19,500	19,500
4-000-599.40 Other Inc-Keep Kville Beau	50,044	11,313	0	0	0	0	0
4-000-599.90 Confiscated Revenue	1,181,154	184,462	1,057,931	69,283	1,057,931	1,157,931	1,157,931
4-000-599.92 Non-Cash Confiscated Awar	17,000	0	40,000	68,895	68,895	68,895	68,895
SUBTOTAL - General Services Fees	1,768,972	797,562	1,729,367	589,050	1,780,823	1,906,622	1,906,622
<u>City & County Services</u>							
4-000-621.10 vacant Lot Clearance	32,587	21,581	34,459	40,639	41,290	42,000	42,000
4-000-621.20 Demolition Recovery Reven	0	1,900	39,410	95,504	85,000	85,000	85,000
4-000-621.30 Noxious Matter Abatement	0	782	11,701	14,717	14,500	15,000	15,000
SUBTOTAL - City & County Services	32,587	24,262	85,570	150,860	140,790	142,000	142,000
<u>Grants & Transfers</u>							
4-000-720.12 Overtime Reimbursement	2,941	4,496	20,000	1,788	20,000	20,000	20,000
4-000-720.19 Task Force Program Income	317,292	623,141	738,013	1,066,909	1,065,771	800,000	800,000
4-000-720.30 Donations	0	295,794	0	399	400	400	400
4-000-750.01 Transfer In From Fund 001	0	0	114,248	114,247	114,247	0	0
4-000-750.02 Transfer In from Fund 002	0	0	0	0	0	35,000	35,000
4-000-750.03 Trsfers In from Fund 003	0	0	0	0	44	0	0
4-000-750.08 Transfer In from Fund 008	0	0	0	0	0	50,000	50,000
4-000-750.10 Transfer from Utility Fun	2,748,970	3,422,984	3,384,823	3,102,754	3,556,311	3,674,551	3,674,551

000-CONSOLIDATED
CONSOLIDATED DEPARTMENTS

REVENUES	2010-2011	2011-2012	2012-2013			2013-2014	
	ACTUAL	ACTUAL	CURRENT BUDGET	Y-T-D + ENCUMBERED	EXPECTED ANNUAL TOTAL	CITY MANAGER PROPOSED	COMMISSION ADOPTED
4-000-750.11 Transfr frm Other Funds-5	0	1,336,796	240,177	240,177	240,177	0	0
4-000-750.12 Trsftrs from Fund 001-FY12	0	0	544,786	544,786	544,786	0	0
4-000-750.13 Trsftrs from Fund 001-FY13	0	0	397,228	0	397,228	280,900	280,900
4-000-750.15 Transfers from Task Force	0	100,000	0	0	0	0	0
4-000-750.50 Transfer from Adt Garb Fe	432,936	427,920	426,399	390,866	426,399	429,577	429,577
4-000-750.55 Transfer in from Fund 55	0	0	0	0	0	174,734	174,734
4-000-750.61 Transfer from Fund 061	0	0	133,163	133,163	203,646	0	0
4-000-750.62 Transfer from Fund 062	0	50,000	0	0	0	0	0
4-000-750.65 Trsftrs from Fund 065	0	0	0	0	0	975,136	975,136
4-000-750.90 Trsftrs from Fund 090	0	0	0	0	0	1,724,864	1,724,864
SUBTOTAL - Grants & Transfers	3,502,139	6,261,131	5,998,837	5,595,089	6,569,009	8,165,162	8,165,162
<u>Utility Services</u>							
4-000-811.00 Landfill Fees	297,260	342,462	317,000	306,936	333,343	334,343	334,343
4-000-811.10 Landfill Surcharge Revenu	255,285	262,032	262,581	248,979	262,185	262,971	262,971
4-000-812.00 Garbage Fees	2,581,598	2,682,628	2,640,371	2,568,209	2,681,495	2,689,539	2,689,539
4-000-812.05 Garbage Fees-Additional	467,198	475,511	473,769	455,435	478,531	479,967	479,967
4-000-816.00 Water Sales	4,490,078	4,892,806	4,300,783	4,672,733	4,910,813	4,959,921	4,959,921
4-000-817.00 Penalty Fee on Garbage Fe	255,869	287,373	279,169	252,761	256,282	268,909	268,909
4-000-817.10 Penalty Fee on NSF	25	75	100	0	50	100	100
4-000-817.20 Penalty on Hotel/Motel Ta	370	952	280	1,030	600	600	600
4-000-818.00 New Water Connections	11,910	18,092	12,931	79,507	78,846	15,151	15,151
4-000-819.00 Unapplied Credits	4,209	282	0	0	0	0	0
4-000-822.00 Sewer Sales	3,129,775	3,215,000	3,224,667	3,087,831	3,191,346	3,335,261	3,335,261
4-000-823.00 Sewer Taps	10,830	6,135	5,216	6,165	6,660	6,680	6,680
4-000-824.00 Sewer Line Extensions	0	0	0	0	450	450	450
4-000-825.00 Sewer Sales-After Hours	175	25	33	563	751	753	753
4-000-827.00 Grease Trap Inspections	5,225	5,750	5,784	5,850	5,784	5,784	5,784
4-000-828.00 Ground Water Discharge	10,183	0	15,000	0	0	0	0
4-000-831.00 Storm Water Sales	0	0	225,934	213,204	225,836	226,514	226,514
4-000-890.00 Solid Waste Miscellaneous	2,705	4,086	3,000	4,145	3,887	3,898	3,898
4-000-891.00 Water Sales - STWA	0	17,317	16,000	13,805	14,610	16,000	16,000
SUBTOTAL - Utility Services	11,522,694	12,210,527	11,782,618	11,917,152	12,451,469	12,606,841	12,606,841
<u>Interest & Other</u>							
4-000-910.00 Sale of City Property	3,174	105,105	8,208	602	2,855	2,863	2,863
4-000-911.00 Sale of City Publications	615	630	615	318	450	615	615
4-000-912.00 Sale of Open Records Docu	19,342	14,413	13,000	13,145	19,637	19,775	19,775
4-000-914.00 Discount Revenue Sales Ta	1,195	1,233	1,251	1,132	1,244	1,251	1,251
4-000-915.00 Interest Income	36,093	35,193	34,994	31,806	36,576	41,883	41,883
4-000-915.10 Interest Earned-Federal	2,790	3,860	3,922	1,832	3,922	3,922	3,922
4-000-915.20 Interest Earned-Investmen	55,462	61,421	55,981	8,962	37,357	31,562	31,562
4-000-915.30 Interest Income-City Hall	0	0	0	0	0	3,450	3,450
4-000-920.00 Auction Revenue	121,852	57,506	128,402	106,938	128,558	129,000	129,000
4-000-940.00 Intergovernmental Revenue	43,166	0	10,000	10,000	245,000	30,000	30,000
4-000-960.10 Paving Lien Principal-197	38,882	15,725	11,962	9,925	20,010	20,010	20,010
4-000-990.00 Miscellaneous	162,030	33,896	37,299	15,226	30,837	34,971	34,971
4-000-995.00 Bond Proceeds	5,385,040	0	5,319,391	0	5,319,391	0	0

CITY OF KINGSVILLE
 CITY MANAGER'S BUDGET
 AS OF: 9/16/13 ALL FUNDS REV

000-CONSOLIDATED
 CONSOLIDATED DEPARTMENTS

REVENUES	2010-2011 ACTUAL	2011-2012 ACTUAL	2012-2013			2013-2014	
			CURRENT BUDGET	Y-T-D + ENCUMBERED	EXPECTED ANNUAL TOTAL	CITY MANAGER PROPOSED	COMMISSION ADOPTED
4-000-996.00 Lease Proceeds	80,361	0	214,372	0	214,374	0	0
4-000-997.00 Gain/Loss on Sale of Asse	11,000	134,000	0	0	0	0	0
SUBTOTAL - Interest & Other	5,961,002	462,982	5,839,397	199,886	6,060,211	319,302	319,302
TOTAL REVENUE - ????	35,497,856	32,286,647	38,350,270	30,558,261	39,932,461	36,369,804	36,369,804
FUND TOTAL REVENUES	35,497,856	32,286,647	38,350,270	30,558,261	39,932,461	36,369,804	36,369,804

000-CONSOLIDATED
CONSOLIDATED DEPARTMENTS

	2010-2011 ACTUAL	2011-2012 ACTUAL	2012-2013			2013-2014	
			CURRENT BUDGET	Y-T-D + ENCUMBERED	EXPECTED ANNUAL TOTAL	CITY MANAGER PROPOSED	COMMISSION ADOPTED
*CONSOLIDATED DIVISIONS							
Personnel Services							
5-000.0-111.00 Salaries & Wages	8,089,373	8,206,795	9,378,192	8,432,077	9,086,432	9,592,598	9,592,598
5-000.0-111.30 Salaries - Election	0	1,210	0	0	0	0	0
5-000.0-112.00 Overtime	564,669	678,335	696,959	628,489	671,132	686,124	686,124
5-000.0-112.20 Overtime-FLSA Contract	48,665	49,833	57,162	55,477	61,745	57,162	57,162
5-000.0-112.30 Overtime-Election	0	1,245	0	0	0	0	0
5-000.0-112.50 Overtime-Holiday Buy Ba	70,613	82,506	91,307	73,606	66,637	91,307	91,307
5-000.0-113.00 Longevity	50,358	36,933	40,166	34,641	37,495	42,627	42,627
5-000.0-114.00 Retirement - TMRS	1,028,079	1,046,888	1,136,293	1,002,470	1,128,370	1,166,420	1,166,420
5-000.0-114.20 Retirement TMRS - FLSA	5,732	5,801	7,180	6,089	6,950	6,397	6,397
5-000.0-114.30 Retirement TMRS-Electio	0	284	0	0	0	0	0
5-000.0-114.50 Retirement TMRS-Holiday	8,345	9,584	11,169	7,675	7,498	10,218	10,218
5-000.0-115.00 FICA	657,822	661,676	778,977	743,428	767,620	804,583	804,583
5-000.0-115.20 FICA - FLSA	3,604	3,634	4,909	4,332	4,616	4,373	4,373
5-000.0-115.30 FICA - Election	0	188	0	0	0	0	0
5-000.0-115.50 FICA - Holiday Buy Back	5,232	5,972	7,636	6,173	7,636	6,985	6,985
5-000.0-116.00 Group Health Insurance	2,046,618	2,330,331	2,365,989	1,791,961	2,252,417	2,355,341	2,355,341
5-000.0-117.00 Workers' Compensation	172,183	161,949	224,470	186,649	210,602	229,237	229,237
5-000.0-118.00 Unemployment Compensati	21,486	74,838	131,982	8,172	13,147	73,082	73,082
5-000.0-119.00 Educational Incentive	14,341	16,568	13,805	16,812	17,767	19,805	19,805
5-000.0-120.00 Car Allowance	42,128	48,027	58,806	54,851	59,513	58,802	58,802
5-000.0-121.00 Clothing Allowance	19,985	18,866	19,806	17,123	19,027	20,706	20,706
5-000.0-122.00 Certification Pay	60,458	74,739	85,507	97,638	105,542	110,450	110,450
5-000.0-123.00 Life Insurance	16,128	13,884	18,976	17,735	18,542	21,564	21,564
5-000.0-129.00 Safety Incentive	16,279	15,489	24,748	13,957	24,205	22,248	22,248
5-000.0-176.00 Volun-Workers' Comp	996	871	1,200	623	1,432	1,201	1,201
5-000.0-177.00 Volun-Retirement	8,636	10,388	10,400	6,312	6,312	10,400	10,400
5-000.0-187.00 Pension Obligation	20,113	0	0	0	0	0	0
5-000.0-188.00 Accrued Wages/Comp Bal	15,311	0	0	0	0	0	0
5-000.0-190.00 TMRS Settlement	721,537	69,185	0	0	0	0	0
5-000.0-191.00 OPEB Commitment	0	0	574,576	574,576	574,576	268,632	268,632
5-000.0-198.00 County 1/2 sal/ben	(398,651)	(419,870)	(441,689)	(324,100)	(416,368)	(450,189)	(450,189)
SUBTDOTAL Personnel Services	13,279,419	13,206,149	15,298,526	13,456,765	14,732,845	15,210,073	15,210,073
Supplies							
5-000.0-211.00 Supplies	109,752	113,550	145,756	89,131	128,567	132,190	132,190
5-000.0-211.10 Employee Recognition Su	1,521	2,037	1,800	912	1,800	1,800	1,800
5-000.0-211.30 Supplies - Safety Incen	3,876	3,275	4,500	4,184	4,500	4,500	4,500
5-000.0-211.50 Supplies-Open Records D	51	630	800	838	900	900	900
5-000.0-211.55 Supplies-Christmas Para	661	684	700	983	983	983	983
5-000.0-212.00 uniforms & Personal Wea	44,862	149,969	180,867	123,675	141,812	143,966	143,966
5-000.0-214.00 Chemicals	116,672	117,995	125,787	102,655	121,719	134,903	134,903
5-000.0-215.00 Motor Gas & Oil	650,294	648,549	718,717	619,614	756,265	805,195	805,195
5-000.0-217.00 Minor Eq/Ofc Furniture	232,424	230,414	169,648	133,792	166,352	174,989	174,989
5-000.0-218.00 Guns & Ammunition	8,850	7,444	42,005	13,395	16,963	14,960	14,960
5-000.0-219.00 Animal Care	20,838	14,136	21,750	10,296	15,924	19,900	19,900
5-000.0-220.00 Rollouts & Dumpsters	20,610	47,456	34,275	33,835	34,105	57,500	57,500

000-CONSOLIDATED
CONSOLIDATED DEPARTMENTS

	2010-2011 ACTUAL	2011-2012 ACTUAL	2012-2013			2013-2014	
			CURRENT BUDGET	Y-T-D + ENCUMBERED	EXPECTED ANNUAL TOTAL	CITY MANAGER PROPOSED	COMMISSION ADOPTED
5-000.0-221.00 Lab Supplies/Chemicals	0	1,651	2,425	1,241	2,425	4,500	4,500
5-000.0-224.00 Medical Supplies	46,184	62,289	56,808	80,068	56,648	65,960	65,960
5-000.0-225.00 Educational Supplies	22,001	20,552	20,650	17,839	22,779	34,482	34,482
5-000.0-226.00 Computers & Associated	133,304	184,684	142,078	109,102	146,594	164,358	164,358
5-000.0-228.00 Water Meters	13,592	14,183	19,250	18,956	19,250	16,750	16,750
5-000.0-231.00 Advertising Supplies	0	0	1,200	408	1,000	1,000	1,000
5-000.0-232.00 Promotional Supplies	0	751	5,135	2,162	3,000	3,000	3,000
5-000.0-233.00 Visitor Supplies	0	50	2,500	517	1,000	2,500	2,500
SUBTOTAL Supplies	1,425,491	1,620,299	1,696,651	1,363,603	1,642,585	1,784,337	1,784,337
Services							
5-000.0-311.00 Communications	209,420	233,929	273,926	250,108	265,045	278,051	278,051
5-000.0-313.00 Postage & Freight	70,402	80,551	97,550	85,975	84,825	86,396	86,396
5-000.0-313.10 Postage & Freight-PD Ce	133	0	0	0	0	0	0
5-000.0-314.00 Professional Services	1,084,408	990,085	767,241	580,140	749,079	747,578	747,578
5-000.0-314.01 ProfServ-So Tx Military	141,723	140,736	183,118	160,721	178,604	185,864	185,864
5-000.0-314.02 ProfServ-Cnty Parks 2-2	5,000	5,000	5,000	5,000	5,000	5,000	5,000
5-000.0-314.04 Prof Srv-Bond Issue Cos	127,815	0	144,138	0	144,140	0	0
5-000.0-314.07 PrfSrv-GASB Implementat	23,000	23,000	23,000	23,000	23,000	23,000	23,000
5-000.0-314.10 ProfSrv-Master Plan	58,425	66,506	150,310	146,576	150,310	155,810	155,810
5-000.0-314.12 Prof Serv-TAMUK Black H	7,850	0	0	0	0	0	0
5-000.0-314.18 PrfSrv-Financial Consul	17,356	18,500	36,552	36,552	36,732	18,500	18,500
5-000.0-314.19 Prf Srv - Annual Picnic	4,368	1,913	1,750	32	3,600	3,600	3,600
5-000.0-314.20 PrfSrv-Bandstand Utiliti	14,035	15,280	18,410	8,603	13,210	13,210	13,210
5-000.0-314.21 Prof Serv - ORCA	8,875	39,112	35,500	35,500	35,500	35,500	35,500
5-000.0-314.22 PrfSrv-CallCntr utiliti	7,564	3,293	3,290	4,390	5,314	5,845	5,845
5-000.0-314.24 ProfSrv-Economic Develo	2,100	2,100	0	0	0	0	0
5-000.0-314.25 Prof Srv - CO Alert Sys	0	3,789	28,743	23,537	29,774	28,440	28,440
5-000.0-314.27 Prf Srv-Actuarial Servi	8,915	1,000	8,500	8,500	8,500	1,000	1,000
5-000.0-314.29 Prf Srv-Consultant-CM S	19,393	0	0	0	0	0	0
5-000.0-314.30 PrfServ-KC Golf Course	21,059	23,276	40,792	23,729	40,792	35,000	35,000
5-000.0-314.31 ProfServ-NASK Air Show	0	2,400	0	0	0	2,400	2,400
5-000.0-314.32 Prof. Serv. H M King Bl	0	0	0	196	196	0	0
5-000.0-314.33 Prof Srvcs-TAMUK Stadiu	0	0	0	0	0	25,000	25,000
5-000.0-314.50 Prof Serv-Auction Fees	40,573	27,590	37,435	38,482	58,374	52,489	52,489
5-000.0-314.70 Prof Svcs - Audit Servi	42,810	45,746	45,000	45,000	45,000	47,500	47,500
5-000.0-315.00 Printing & Publishing	41,197	53,869	80,861	40,357	62,513	79,185	79,185
5-000.0-315.01 Liens & Ads w/ Health D	8,988	644	10,500	5,584	10,500	10,500	10,500
5-000.0-315.20 Printing&Publish./Promo	0	65	30,000	19,256	20,000	17,000	17,000
5-000.0-315.30 Printing - Safety Incen	0	343	343	7	343	343	343
5-000.0-315.50 Printing - Employment A	5,653	11,724	13,412	11,852	12,512	9,512	9,512
5-000.0-316.00 Training & Travel	167,174	172,412	231,790	145,059	201,359	251,013	251,013
5-000.0-316.10 Travel - Moving Reimb	0	0	0	0	0	100	100
5-000.0-316.50 Training & Travel-HR ci	600	723	100	313	313	0	0
5-000.0-317.00 Memberships & Dues	17,510	21,464	28,467	20,772	27,671	29,587	29,587
5-000.0-318.00 Equipment Rent	41,777	28,511	53,682	36,477	52,812	55,302	55,302
5-000.0-319.00 Catering	21,919	23,274	28,352	21,949	26,005	30,652	30,652
5-000.0-319.10 Catering-Employee Appre	0	0	381	156	256	425	425
5-000.0-321.00 State Fees	102,770	81,791	114,735	73,922	97,116	108,118	108,118

000-CONSOLIDATED
CONSOLIDATED DEPARTMENTS

	2010-2011		2012-2013			2013-2014	
	ACTUAL	ACTUAL	CURRENT BUDGET	Y-T-D + ENCUMBERED	EXPECTED ANNUAL TOTAL	CITY MANAGER PROPOSED	COMMISSION ADOPTED
5-000.0-321.10 State Fees-TCEQ Penalty	91,225	0	30,527	0	10,318	0	0
5-000.0-323.00 Utilities	1,158,902	1,230,599	1,258,749	1,018,333	1,351,566	1,328,319	1,328,319
5-000.0-324.00 Laundry	45,710	41,533	58,185	51,687	55,481	55,655	55,655
5-000.0-325.00 Medical Treatment	15,648	29,983	28,195	10,335	27,495	31,750	31,750
5-000.0-326.00 Election	13,886	26,137	0	0	0	29,000	29,000
5-000.0-328.00 Claims Paid Against Ci	5,536)	0	32,129	0	35,000	35,000	35,000
5-000.0-328.08 Claims - Recycling	1,825	0	0	0	0	0	0
5-000.0-328.09 Claims - Sanitation Co	738)	97	600	600	0	0	0
5-000.0-328.10 Claims - Landfill	0	1,000	0	8,799	0	0	0
5-000.0-328.16 Claims - Police Patrol	4,257	(19,505)	500	500	0	0	0
5-000.0-328.17 Claims - Police Communi	0	1,000	0	(4,653)	0	0	0
5-000.0-328.18 Claims - Police CID	132	278	0	(1,620)	0	0	0
5-000.0-328.20 Claims - Fire	7,928	28,483	0	0	0	0	0
5-000.0-328.21 Claims - Engineering	0	0	518	517	0	0	0
5-000.0-328.24 Claims - Street	(2,813)	112	0	(7)	0	0	0
5-000.0-328.25 Claims - Health	448	(1,380)	0	0	0	0	0
5-000.0-328.27 Claims - Water Construc	899	0	0	(167)	0	0	0
5-000.0-328.28 Claims - Water Producti	500	0	0	0	0	0	0
5-000.0-328.31 Claims - WW North Plant	0	0	0	(1,221)	0	0	0
5-000.0-328.33 Claims - Sewer Construc	0	97	0	0	0	0	0
5-000.0-328.34 Claims - Municipal Buil	0	0	800	800	0	0	0
5-000.0-328.37 Claims - Volunteer Fire	15,158	0	0	0	0	0	0
5-000.0-328.38 Claims - Task Force	0	0	453	453	0	0	0
5-000.0-329.00 Volunteer Firemen	77,647	15,144	0	4,741	5,000	5,000	5,000
5-000.0-330.00 Confidential & Impress	6,756	6,250	14,000	3,730	14,000	12,000	12,000
5-000.0-331.00 Subscriptions	6,065	13,325	26,046	15,312	22,448	21,785	21,785
5-000.0-332.00 Confidential & Imprest	7,083	10,000	20,000	10,000	15,000	30,000	30,000
5-000.0-335.00 Insurance-Property/Liab	354,621	337,887	363,392	339,930	360,092	361,492	361,492
5-000.0-340.00 Jail Contract Expense	164,250	164,700	164,500	143,373	174,250	164,350	164,350
5-000.0-341.00 Collection Exp-Tax Offi	16,614	16,676	17,000	16,809	17,000	17,000	17,000
5-000.0-342.00 Special Services	41,477	41,059	41,975	42,900	46,206	46,206	46,206
5-000.0-343.00 Other Services	377,898	391,099	361,373	170,743	359,918	361,455	361,455
5-000.0-344.00 Keep Kingsville Beautif	7,373	12,659	15,500	10,099	13,000	12,500	12,500
5-000.0-344.10 Keep Kingsv Beautiful D	0	1,396	972	0	972	0	0
5-000.0-345.00 Community Appearance Ci	5,100	23,299	55,552	35,155	65,830	220,000	220,000
5-000.0-345.01 Community Appear-Sign R	0	0	3,000	1,000	1,000	3,000	3,000
5-000.0-345.02 Community Appear-Citize	0	0	10,000	31,360	13,116	10,000	10,000
5-000.0-346.00 Facade Matching Grant	0	0	50,000	0	0	50,000	50,000
5-000.0-347.00 Event Support Services	0	0	13,470	5,137	10,000	10,000	10,000
5-000.0-348.00 Visitor Programs	0	0	1,600	0	800	1,600	1,600
5-000.0-350.00 Professional Svcs-Museu	69,565	77,376	76,207	65,324	71,324	71,324	71,324
5-000.0-353.00 Transfer To UF Debt Ser	973,970	1,373,459	1,374,823	1,260,254	1,374,823	1,375,248	1,375,248
5-000.0-353.91 City Hall Loan	0	0	0	0	0	1,724,864	1,724,864
5-000.0-394.00 Transfers Out	1,250,000	1,250,000	1,250,000	1,145,833	1,250,044	1,250,000	1,250,000
5-000.0-394.01 Transfer Out to Fund 00	0	0	0	0	0	85,000	85,000
5-000.0-394.10 Transfer Out	525,000	799,525	760,000	696,667	931,488	1,049,303	1,049,303
5-000.0-394.12 Transfer To Fund 012	0	0	0	0	0	174,734	174,734
5-000.0-394.13 Trnsfrs Out to Fund 091	0	0	0	0	0	280,900	280,900
5-000.0-394.39 Transfer to Fund 039	0	0	133,163	133,163	203,646	0	0
5-000.0-394.50 Trnsfr -011 GO Debt svc	432,936	427,920	426,399	390,866	426,399	429,577	429,577

000-CONSOLIDATED
CONSOLIDATED DEPARTMENTS

	2010-2011 ACTUAL	2011-2012 ACTUAL	(----- 2012-2013 -----)			(----- 2013-2014 -----)	
			CURRENT BUDGET	Y-T-D + ENCUMBERED	EXPECTED ANNUAL TOTAL	CITY MANAGER PROPOSED	COMMISSION ADOPTED
5-000.0-394.54 Transfer to Fund 054	0	50,000	0	0	0	0	0
5-000.0-394.65 Trsfers out to Fund 065	0	100,000	0	0	0	0	0
5-000.0-394.87 Transfer to Fund 087	0	0	114,248	114,247	114,247	0	0
5-000.0-394.91 FY 11 Trsfers Out to Fun	0	1,336,796	240,177	240,177	240,177	975,136	975,136
5-000.0-394.92 FY 12 Trsfers Out to Fun	0	0	544,786	544,786	544,786	0	0
5-000.0-394.93 FY 13 Trsfers Out to Fun	0	0	397,228	0	397,228	0	0
SUBTOTAL Services	7,986,599	9,905,632	10,378,945	8,357,707	10,541,048	12,564,118	12,564,118
Repairs							
5-000.0-411.00 vehicle/Machinery Maint	324,442	371,046	527,288	455,869	482,594	454,822	454,822
5-000.0-414.00 Equipment Maintenance	30,183	46,031	71,493	56,221	67,271	64,796	64,796
5-000.0-416.00 Maint - Rollouts & Dump	15,635	4,879	10,000	8,222	10,000	10,000	10,000
SUBTOTAL Repairs	370,260	421,955	608,781	520,312	559,865	529,618	529,618
Maintenance							
5-000.0-511.00 building Maintenance	135,859	191,664	324,755	231,322	255,794	210,795	210,795
5-000.0-521.00 Street & Bridge	406,887	245,235	779,191	580,051	787,111	1,329,128	1,329,128
5-000.0-521.01 Steet & Bridge-Caesar S	0	80,284	179,073	143,918	186,153	0	0
5-000.0-521.02 Street & Bridge-6th St	0	240,711	7,080	3,540	3,540	0	0
5-000.0-521.26 Street & Bridge-Wildwoo	0	0	300,000	0	0	300,000	300,000
5-000.0-522.00 Signs & Signals	23,303	36,406	90,000	39,006	40,000	90,000	90,000
5-000.0-531.00 Drainage	36,173	23,317	735,678	38,010	665,678	1,374,936	1,374,936
5-000.0-541.00 Water Line	203,921	231,993	953,500	244,365	309,400	883,500	883,500
5-000.0-541.02 Wtr Line EXT-TAMUK Sage	0	15,492	0	0	0	0	0
5-000.0-541.03 Wtr Line Ext-Frankling	0	17,581	0	0	0	0	0
5-000.0-541.04 Wtr Line Ext-Childers	0	0	0	600	600	0	0
5-000.0-542.00 Water Meter Parts	3,209	4,626	6,675	6,126	6,175	3,275	3,275
5-000.0-543.00 Utility Plant	292,510	519,278	420,200	333,945	378,200	1,194,900	1,194,900
5-000.0-551.00 Sewer Line	53,795	214,075	50,300	43,969	50,300	105,200	105,200
5-000.0-591.00 Grounds & Perm Fixtures	14,800	234,376	240,997	150,038	167,771	73,033	73,033
SUBTOTAL Maintenance	1,170,456	2,055,037	4,087,449	1,814,890	2,850,722	5,564,767	5,564,767
Operating Lease							
5-000.0-611.00 Principle	1,453,000	1,266,933	2,250,000	2,412,450	2,275,000	2,310,000	2,310,000
5-000.0-621.00 Interest	890,998	1,178,141	1,006,911	820,004	1,157,270	1,125,753	1,125,753
5-000.0-631.00 Paying Agent Fees	1,800	3,600	7,000	3,450	5,750	4,600	4,600
5-000.0-641.00 Operating Lease	74,705	79,514	178,495	164,742	184,075	268,535	268,535
SUBTOTAL Operating Lease	2,420,503	2,528,188	3,442,406	3,400,646	3,622,095	3,708,888	3,708,888
Capital Outlay							
5-000.0-700.00 Capital Outlay	0	0	0	0	22	0	0
5-000.0-711.00 Vehicle	1,017,712	512,812	526,171	515,473	508,938	624,000	624,000
5-000.0-712.00 Equipment	858,639	457,440	706,729	183,650	245,785	508,132	508,132
5-000.0-712.01 Parks Capital Projects	0	0	55,072	8,450	55,072	0	0
5-000.0-713.00 Building	78,319	89,741	165,427	139,736	135,282	2,913,710	2,913,710
5-000.0-713.01 Bldg - Fire Dispatch	0	82,444	6,587	6,587	6,587	0	0

CITY OF KINGSVILLE
 CITY MANAGER'S BUDGET
 AS OF: 9/16/13 ALL FUNDS EXP

000-CONSOLIDATED
 CONSOLIDATED DEPARTMENTS

	2010-2011 ACTUAL	2011-2012 ACTUAL	2012-2013			2013-2014	
			CURRENT BUDGET	Y-T-D + ENCUMBERED	EXPECTED ANNUAL TOTAL	CITY MANAGER PROPOSED	COMMISSION ADOPTED
5-000.0-714.00 Landfill Expansion	14,850	67,800	385,867	64,464	78,564	307,303	307,303
5-000.0-716.00 Drainage	0	676,845	0	0	0	0	0
5-000.0-717.00 Water Lines & Fixtures	144,960	0	257,500	285,458	334,172	0	0
5-000.0-718.00 Sewer Lines & Manholes	242,859	0	0	0	0	0	0
5-000.0-719.00 Water Towers	0	0	1,076,250	0	0	1,076,250	1,076,250
5-000.0-720.19 Water Well #19	0	0	102,400	15,000	15,000	0	0
5-000.0-720.20 Water Well #19 Pump Hou	41,654	0	200,000	287,000	287,000	0	0
5-000.0-720.25 Water Well #25	0	0	945,000	100,397	100,397	888,853	888,853
5-000.0-721.00 Ww Plant	26,194	0	1,309,600	1,284,600	1,309,600	0	0
5-000.0-726.00 Computers & Assoc Eq	49,354	176,537	60,000	11,981	36,000	67,614	67,614
5-000.0-798.00 Clear assets at end of(11,039)	0	0	0	0	0	0
5-000.0-799.00 Construction in Progre(1,061,105)	0	0	0	0	0	0
SUBTOTAL Capital Outlay	1,402,397	2,063,618	5,796,603	2,902,795	3,112,419	6,385,862	6,385,862
<u>Reimbursements/Transfers</u>							
<u>Prior Yr Adjustments</u>							
5-000.0-911.00 Depreciation/Other	1,179,631	1,352,380	0	0	0	0	0
5-000.0-950.00 Bad Debt	88,534	53,076	112,294	0	55,372	55,770	55,770
SUBTOTAL Prior Yr Adjustments	1,268,165	1,405,456	112,294	0	55,372	55,770	55,770
DIVISION TOTAL- ????	29,323,290	33,206,333	41,421,654	31,816,719	37,116,951	45,803,433	45,803,433
DEPARTMENT TOTAL - ????	29,323,290	33,206,333	41,421,654	31,816,719	37,116,951	45,803,433	45,803,433
FUNO TOTAL EXPENDITURES	29,323,290	33,206,333	41,421,654	31,816,719	37,116,951	45,803,433	45,803,433

GENERAL FUNDS

000--CONSOLIDATED
CONSOLIDATED DEPARTMENTS

REVENUES	2010-2011		2012-2013			2013-2014	
	ACTUAL	ACTUAL	CURRENT BUDGET	Y-T-D + ENCUMBERED	EXPECTED ANNUAL TOTAL	CITY MANAGER PROPOSED	COMMISSION ADOPTED
<u>Advalorem Taxes</u>							
4-000-111.10 Current Taxes-Real Proper	4,170,497	4,211,839	4,467,366	4,416,017	4,434,101	4,531,326	4,531,326
4-000-121.10 Delinquent Taxes-Real Pro	124,914	138,156	127,232	111,480	125,000	125,000	125,000
4-000-130.10 Penalty and Interest	50,500	97,707	84,941	92,450	97,376	97,376	97,376
4-000-131.10 Late Rendition Penalty	4,834	4,775	4,747	4,663	4,803	4,803	4,803
4-000-132.10 Misc Property Tax	981	0	0	0	0	0	0
4-000-140.10 In Lieu of Tax Pymnts-Cel	100,000	100,000	0	100,000	100,000	100,000	100,000
4-000-140.15 In Lieu of Tax Pymnts-Hsn	13,813	16,879	17,000	0	16,879	16,879	16,879
SUBTOTAL - Advalorem Taxes	4,465,538	4,569,356	4,701,286	4,724,609	4,778,159	4,875,384	4,875,384
<u>Non-Property Taxes</u>							
4-000-211.10 City Sales Tax	4,582,312	4,204,521	4,395,019	4,002,852	4,360,835	4,360,835	4,360,835
4-000-211.20 Mixed Drink Tax	41,238	41,281	41,238	33,231	43,095	43,095	43,095
4-000-211.30 Bingo Tax	5,143	4,422	5,143	3,618	3,915	4,422	4,422
4-000-222.10 Electric Franchise	705,852	718,866	705,852	562,472	721,413	745,609	745,609
4-000-222.20 Telephone Franchise	125,400	116,438	125,400	82,939	113,254	120,919	120,919
4-000-222.30 Gas Franchise	65,499	61,161	65,499	52,622	61,727	63,330	63,330
4-000-222.40 Television Franchise	84,419	80,994	84,419	50,390	78,495	85,685	85,685
SUBTOTAL - Non-Property Taxes	5,609,863	5,227,683	5,422,570	4,788,124	5,382,734	5,423,895	5,423,895
<u>Permits & Licenses</u>							
4-000-311.10 Plumbing Permits	4,758	7,357	19,700	12,862	12,674	15,600	15,600
4-000-311.20 Electric Permits	21,831	23,474	43,200	23,663	23,557	28,500	28,500
4-000-311.30 Building Permits	59,172	68,795	117,000	70,309	83,983	89,000	89,000
4-000-311.40 Moving Permits	1,230	680	900	770	760	400	400
4-000-311.50 Other Permits	770	1,525	1,250	2,465	2,650	1,500	1,500
4-000-311.55 Fire Prevention Permits	20,326	17,015	16,000	24,110	22,000	22,000	22,000
4-000-311.60 Mechanical Permits	6,426	7,239	20,000	15,531	16,735	20,000	20,000
4-000-311.70 Certificate of Occupancy	900	650	600	1,150	1,075	1,400	1,400
4-000-311.80 Plan Review	10,022	9,587	28,700	17,383	17,191	22,000	22,000
4-000-311.85 Economic Dev Agreement Fe	0	0	0	750	750	0	0
4-000-311.90 Sign Permits	381	838	1,250	454	424	600	600
4-000-311.95 Private Ambulance Permit	1,675	1,250	1,425	750	1,150	1,200	1,200
4-000-322.10 Amusement Licenses	45	45	45	45	45	100	100
4-000-322.20 Beer & Liquor Licenses	3,325	3,343	3,370	7,250	7,038	6,500	6,500
4-000-322.30 Electrical Licenses	2,835	2,920	2,200	2,255	2,925	3,500	3,500
4-000-322.40 Contractors Licenses	26,950	26,595	20,315	26,410	28,895	30,000	30,000
4-000-322.60 Food Licenses	13,620	12,815	12,040	13,895	14,170	13,500	13,500
4-000-322.70 Other Licenses	1,120	1,580	750	1,775	2,300	1,500	1,500
SUBTOTAL - Permits & Licenses	175,385	185,709	288,745	221,826	238,322	257,300	257,300

000-CONSOLIDATED
CONSOLIDATED DEPARTMENTS

REVENUES	2010-2011	2011-2012	2012-2013			2013-2014	
	ACTUAL	ACTUAL	CURRENT BUDGET	Y-T-D + ENCUMBERED	EXPECTED ANNUAL TOTAL	CITY MANAGER PROPOSED	COMMISSION ADOPTED
<u>Fines</u>							
4-000-411.10 Court Fines	348,511	439,248	605,000	523,750	560,575	605,000	605,000
4-000-411.14 Security Fees	7,078	9,160	11,600	10,123	10,018	10,519	10,519
4-000-411.15 Warrants	44,783	61,024	81,847	72,502	70,615	87,615	87,615
4-000-411.20 Minor Fines	183	108	129	450	396	500	500
4-000-411.30 State Service Fee	12,949	15,793	22,381	15,942	22,381	23,981	23,981
4-000-411.70 Omni Local Fee	0	0	0	1,388	1,216	5,216	5,216
4-000-411.80 JFC1 and Civil Justice Fe	1,379	1,738	2,290	1,902	1,928	2,024	2,024
4-000-411.85 Payment Plan Service Fees	10,597	13,310	16,620	17,090	17,178	18,895	18,895
4-000-411.95 City Court Costs	2,210	2,450	3,413	344	344	0	0
4-000-420.40 Intr. Inc. St. Spc. Assem	6,310	0	160	0	0	0	0
4-000-420.55 Lien Fees-filing Paving L	0	20	0	0	0	0	0
4-000-430.00 MC - Fees for Returned Ch	25	0	0	0	0	0	0
SUBTOTAL - Fines	434,024	542,851	743,440	643,492	684,651	753,750	753,750
<u>General Services Fees</u>							
4-000-533.10 Zoning Fees	2,500	2,775	2,000	3,250	3,525	3,500	3,500
4-000-533.20 Platting Fees	1,032	2,030	3,500	1,180	1,380	2,000	2,000
4-000-566.15 Arrest Fees	1,310	1,703	1,720	15,275	15,715	16,500	16,500
4-000-566.20 Police Accident Reports	3,179	3,267	3,179	2,812	2,608	2,738	2,738
4-000-566.30 False Alarms	28	8	41	1,362	84	0	0
4-000-566.50 Fire Service	0	31,195	23,396	0	0	0	0
4-000-570.10 Ambulance Service-Interme	489,314	537,670	578,029	407,421	611,113	635,558	635,558
4-000-581.30 Rent - Building	4,964	4,136	0	0	0	0	0
4-000-581.35 Rent - Water Tower	18,448	19,002	19,571	19,572	19,572	19,500	19,500
4-000-599.40 Other Inc-Keep Kville Beau	50,044	11,313	0	0	0	0	0
SUBTOTAL - General Services Fees	570,818	613,100	631,436	450,872	653,997	679,796	679,796
<u>City & County Services</u>							
4-000-621.10 Vacant Lot Clearance	32,587	21,581	34,459	40,639	41,290	42,000	42,000
4-000-621.20 Demolition Recovery Reven	0	1,900	39,410	95,504	85,000	85,000	85,000
4-000-621.30 Noxious Matter Abatement	0	782	11,701	14,717	14,500	15,000	15,000
SUBTOTAL - City & County Services	32,587	24,262	85,570	150,860	140,790	142,000	142,000
<u>Grants & Transfers</u>							
4-000-720.30 Donations	0	6,250	0	0	0	0	0
4-000-750.01 Transfer In From Fund 001	0	0	114,248	114,247	114,247	0	0
4-000-750.02 Transfer In from Fund 002	0	0	0	0	0	35,000	35,000
4-000-750.03 Trsfrs In from Fund 003	0	0	0	0	44	0	0
4-000-750.08 Transfer In from Fund 008	0	0	0	0	0	50,000	50,000
4-000-750.10 Transfer from Utility Fun	1,250,000	1,250,000	1,250,000	1,145,833	1,250,000	1,250,000	1,250,000
4-000-750.11 Transfr frm Other Funds-S	0	1,336,796	240,177	240,177	240,177	0	0
4-000-750.12 Trsfrs from Fund 001-FY12	0	0	544,786	544,786	544,786	0	0
4-000-750.13 Trsfrs from Fund 001-FY13	0	0	397,228	0	397,228	280,900	280,900
4-000-750.65 Trsfrs from Fund 065	0	0	0	0	0	975,136	975,136
4-000-750.90 Trsfrs from Fund 090	0	0	0	0	0	1,724,864	1,724,864
SUBTOTAL - Grants & Transfers	1,250,000	2,593,046	2,546,439	2,045,043	2,546,482	4,315,900	4,315,900

000--CONSOLIDATED
CONSOLIDATED DEPARTMENTS

REVENUES	2010-2011 ACTUAL	2011-2012 ACTUAL	(----- 2012-2013 -----)			(----- 2013-2014 -----)	
			CURRENT BUDGET	Y-T-D + ENCUMBERED	EXPECTED ANNUAL TOTAL	CITY MANAGER PROPOSED	COMMISSION ADOPTED
<u>Utility Services</u>							
4-000-811.00 Landfill Fees	297,260	342,462	317,000	306,936	333,343	334,343	334,343
4-000-811.10 Landfill Surcharge Revenue	255,285	262,032	262,581	248,979	262,185	262,971	262,971
4-000-812.00 Garbage Fees	2,581,598	2,682,628	2,640,371	2,568,209	2,681,495	2,689,539	2,689,539
4-000-812.05 Garbage Fees-Additional	467,198	475,511	473,769	455,435	478,531	479,967	479,967
4-000-817.00 Penalty Fee on Garbage Fe	37,980	48,518	38,377	36,846	38,140	38,254	38,254
4-000-817.10 Penalty Fee on NSF	25	75	100	0	50	100	100
4-000-890.00 Solid waste Miscellaneous	2,705	4,086	3,000	4,145	3,887	3,898	3,898
SUBTOTAL - Utility Services	3,642,050	3,815,313	3,735,198	3,620,550	3,797,631	3,809,072	3,809,072
<u>Interest & Other</u>							
4-000-910.00 Sale of City Property	3,174	11,105	8,208	602	2,855	2,863	2,863
4-000-911.00 Sale of City Publications	615	630	615	318	450	615	615
4-000-912.00 Sale of Open Records Oocu	19,342	14,413	13,000	13,145	19,637	19,775	19,775
4-000-914.00 Discount Revenue Sales Ta	1,195	1,233	1,251	1,132	1,244	1,251	1,251
4-000-915.00 Interest Income	20,287	14,900	15,600	11,197	17,022	18,376	18,376
4-000-915.20 Interest Earned-Investmen	51,394	17,640	51,394	7,611	31,917	30,000	30,000
4-000-915.30 Interest Income-City Hall	0	0	0	0	0	3,450	3,450
4-000-920.00 Auction Revenue	85,147	23,036	91,402	91,558	91,558	90,000	90,000
4-000-940.00 Intergovernmental Revenue	0	0	10,000	10,000	10,000	0	0
4-000-960.10 Paving Lien Principal-197	38,882	15,725	11,962	9,925	20,010	20,010	20,010
4-000-990.00 Miscellaneous	40,382	23,342	23,149	9,857	17,322	21,306	21,306
4-000-997.00 Gain/Loss on Sale of Asse	0	40,000	0	0	0	0	0
SUBTOTAL - Interest & Other	260,417	162,025	226,581	155,343	212,015	207,646	207,646
TOTAL REVENUE - ????	16,440,682	17,733,344	18,381,265	16,800,720	18,434,781	20,464,743	20,464,743
FUND TOTAL REVENUES	16,440,682	17,733,344	18,381,265	16,800,720	18,434,781	20,464,743	20,464,743

000-CONSOLIDATED
CONSOLIDATED DEPARTMENTS

	2010-2011 ACTUAL	2011-2012 ACTUAL	2012-2013			2013-2014	
			CURRENT BUDGET	Y-T-D + ENCUMBERED	EXPECTED ANNUAL TOTAL	CITY MANAGER PROPOSED	COMMISSION ADOPTED
*CONSOLIDATED DIVISIONS							
Personnel Services							
5-000.0-111.00 Salaries & Wages	6,500,919	6,617,967	7,386,445	6,673,693	7,196,297	7,575,315	7,575,315
5-000.0-111.30 Salaries - Election	0	1,210	0	0	0	0	0
5-000.0-112.00 Overtime	291,467	401,090	412,170	397,474	404,385	437,983	437,983
5-000.0-112.20 Overtime-FLSA Contract	48,665	49,833	57,162	55,477	61,745	57,162	57,162
5-000.0-112.30 Overtime-Election	0	1,245	0	0	0	0	0
5-000.0-112.50 Overtime-Holiday Buy Ba	70,613	82,506	91,307	73,606	66,637	91,307	91,307
5-000.0-113.00 Longevity	50,358	36,933	40,166	34,641	37,495	42,627	42,627
5-000.0-114.00 Retirement - TMRS	821,999	843,148	893,042	794,902	897,148	924,441	924,441
5-000.0-114.20 Retirement TMRS - FLSA	5,732	5,801	7,180	6,089	6,950	6,397	6,397
5-000.0-114.30 Retirement TMRS-Electio	0	284	0	0	0	0	0
5-000.0-114.50 Retirement TMRS-Holiday	8,345	9,584	11,169	7,675	7,498	10,218	10,218
5-000.0-115.00 FICA	526,806	532,652	611,318	589,780	610,609	637,726	637,726
5-000.0-115.20 FICA - FLSA	3,604	3,634	4,909	4,332	4,616	4,373	4,373
5-000.0-115.30 FICA - Election	0	188	0	0	0	0	0
5-000.0-115.50 FICA - Holiday Buy Back	5,232	5,972	7,636	6,173	7,636	6,985	6,985
5-000.0-116.00 Group Health Insurance	1,595,832	1,791,595	1,822,525	1,380,679	1,740,027	1,819,661	1,819,661
5-000.0-117.00 Workers' Compensation	130,738	123,111	170,227	141,591	160,072	174,238	174,238
5-000.0-118.00 Unemployment Compensati	16,515	59,285	101,277	6,085	9,984	56,638	56,638
5-000.0-119.00 Educational Incentive	14,341	16,568	13,805	16,812	17,767	19,805	19,805
5-000.0-120.00 Car Allowance	37,115	43,775	51,603	48,156	52,339	51,601	51,601
5-000.0-121.00 Clothing Allowance	10,586	9,658	9,904	9,150	9,633	10,804	10,804
5-000.0-122.00 Certification Pay	51,339	65,434	73,865	86,379	93,275	97,472	97,472
5-000.0-123.00 Life Insurance	12,947	11,082	14,956	13,992	14,665	17,012	17,012
5-000.0-129.00 Safety Incentive	11,239	10,099	14,500	13,957	13,957	12,000	12,000
5-000.0-176.00 Volun-Workers' Comp	996	871	1,200	623	1,432	1,201	1,201
5-000.0-177.00 Volun-Retirement	8,636	10,388	10,400	6,312	6,312	10,400	10,400
5-000.0-190.00 TMRS Settlement	637,467	53,659	0	0	0	0	0
5-000.0-191.00 OPEB Commitment	0	0	494,285	494,285	494,285	211,145	211,145
5-000.0-196.00 KCVB 1/2 sal/ben	(28,742)	(21,316)	0	0	0	0	0
5-000.0-198.00 County 1/2 sal/ben	(398,651)	(419,870)	(441,689)	(324,100)	(416,368)	(450,189)	(450,189)
SUBTOTAL Personnel Services	10,434,100	10,346,386	11,859,362	10,537,761	11,498,396	11,826,322	11,826,322
Supplies							
5-000.0-211.00 Supplies	76,083	78,217	101,895	65,423	97,202	104,313	104,313
5-000.0-211.10 Employee Recognition Su	1,521	2,037	1,800	912	1,800	1,800	1,800
5-000.0-211.30 Supplies - Safety Incen	3,876	3,275	4,500	4,184	4,500	4,500	4,500
5-000.0-211.50 Supplies-Open Records D	51	630	800	838	900	900	900
5-000.0-211.55 Supplies-Christmas Para	661	684	700	983	983	983	983
5-000.0-212.00 Uniforms & Personal wea	32,667	137,121	134,191	113,259	123,287	124,411	124,411
5-000.0-214.00 Chemicals	22,890	19,069	22,287	12,997	21,219	25,978	25,978
5-000.0-215.00 Motor Gas & Oil	500,633	502,605	533,760	468,760	566,175	601,902	601,902
5-000.0-217.00 Minor Eq/Ofc Furniture	70,160	135,851	98,040	95,073	96,633	110,330	110,330
5-000.0-218.00 Guns & Ammunition	6,613	7,367	7,430	11,033	10,963	7,430	7,430
5-000.0-219.00 Animal Care	10,037	9,245	11,750	5,678	5,924	11,900	11,900
5-000.0-220.00 Rollouts & Dumpsters	0	25,900	34,275	33,835	34,105	0	0
5-000.0-224.00 Medical Supplies	45,619	62,274	56,013	79,823	55,853	65,140	65,140

000-CONSOLIDATED
CONSOLIDATED DEPARTMENTS

	2010-2011 ACTUAL	2011-2012 ACTUAL	(----- 2012-2013 -----) CURRENT BUDGET	Y-T-D + ENCUMBERED	EXPECTED ANNUAL TOTAL	(----- 2013-2014 -----) CITY MANAGER PROPOSED	COMMISSION ADOPTED
5-000.0-225.00 Educational Supplies	22,001	20,552	20,608	17,798	22,679	24,382	24,382
5-000.0-226.00 Computers & Associated	54,795	93,723	97,578	77,038	98,694	102,143	102,143
SUBTOTAL Supplies	847,607	1,098,550	1,125,627	987,636	1,140,916	1,186,112	1,186,112
Services							
5-000.0-311.00 Communications	172,487	197,521	218,876	200,269	210,470	222,041	222,041
5-000.0-313.00 Postage & Freight	18,608	27,996	35,859	32,295	31,287	31,251	31,251
5-000.0-313.10 Postage & Freight-PD Ce	133	0	0	0	0	0	0
5-000.0-314.00 Professional Services	446,145	512,159	593,223	430,390	584,363	511,862	511,862
5-000.0-314.01 ProfServ-So Tx Military	141,723	140,736	168,843	156,931	173,604	180,864	180,864
5-000.0-314.12 PrfSrv-Financial Parks 2-2	5,000	5,000	5,000	5,000	5,000	5,000	5,000
5-000.0-314.07 PrfSrv-GASB Implementat	23,000	23,000	23,000	23,000	23,000	23,000	23,000
5-000.0-314.10 ProfSrv-Master Plan	43,425	46,506	95,310	91,576	95,310	100,810	100,810
5-000.0-314.12 Prof Serv-TAMUK Black H	7,850	0	0	0	0	0	0
5-000.0-314.18 PrfSrv-Financial Consul	17,356	18,500	36,552	36,552	36,732	18,500	18,500
5-000.0-314.19 Prf Srv - Annual Picnic	4,368	1,913	1,750	32	3,600	3,600	3,600
5-000.0-314.20 PrfSrv-Bandstand Utilit	14,035	15,280	18,410	8,603	13,210	13,210	13,210
5-000.0-314.21 Prof Serv - ORCA	8,875	39,112	35,500	35,500	35,500	35,500	35,500
5-000.0-314.22 PrfSrv-CallCntr Utiliti	7,564	3,293	3,290	4,390	5,314	5,845	5,845
5-000.0-314.24 ProfSrv-Economic Develo	2,100	2,100	0	0	0	0	0
5-000.0-314.25 Prof Srv - CO Alert Sys	0	2,465	18,065	14,820	20,042	18,936	18,936
5-000.0-314.27 Prf Srv-Actuarial Servi	8,915	1,000	8,500	8,500	8,500	1,000	1,000
5-000.0-314.29 Prf Srv-Consultant-CM S	19,393	0	0	0	0	0	0
5-000.0-314.30 PrfSrv-KC Golf Course	21,059	23,276	40,792	23,729	40,792	35,000	35,000
5-000.0-314.31 ProfServ-NASK Air Show	0	2,400	0	0	0	2,400	2,400
5-000.0-314.32 Prof. Serv. H M King Bl	0	0	0	196	196	0	0
5-000.0-314.33 Prof Srvcs-TAMUK Stadiu	0	0	0	0	0	25,000	25,000
5-000.0-314.50 Prof Serv-Auction Fees	31,787	20,707	29,435	36,366	52,374	44,489	44,489
5-000.0-314.70 Prof Svcs - Audit Servi	42,810	45,746	45,000	45,000	45,000	45,000	45,000
5-000.0-315.00 Printing & Publishing	26,603	25,648	34,080	19,188	32,916	33,510	33,510
5-000.0-315.01 Liens & Ads w/ Health D	8,988	644	10,500	5,584	10,500	10,500	10,500
5-000.0-315.02 Printing - Safety Incen	0	343	343	7	343	343	343
5-000.0-315.50 Printing - Employment A	5,653	11,724	13,412	11,852	12,512	9,512	9,512
5-000.0-316.00 Training & Travel	137,081	150,606	199,181	125,523	168,713	213,874	213,874
5-000.0-316.10 Travel - Moving Reimb	0	0	0	0	0	100	100
5-000.0-316.50 Training & Travel-HR ci	600	723	100	313	313	0	0
5-000.0-317.00 Memberships & Dues	15,305	19,670	23,583	17,875	23,217	25,032	25,032
5-000.0-318.00 Equipment Rent	29,651	26,032	45,486	32,255	45,816	46,406	46,406
5-000.0-319.00 Catering	21,188	20,492	23,452	18,718	22,105	25,852	25,852
5-000.0-319.10 Catering-Employee Appre	0	0	381	156	256	425	425
5-000.0-321.00 State Fees	38,895	30,171	61,567	51,566	51,566	55,000	55,000
5-000.0-321.10 State Fees-TCEQ Penalty	80,625	0	0	0	0	0	0
5-000.0-323.00 Utilities	418,219	404,098	390,955	314,817	396,818	426,084	426,084
5-000.0-324.00 Laundry	30,058	27,046	41,885	37,045	40,381	39,655	39,655
5-000.0-325.00 Medical Treatment	14,698	29,833	26,695	10,335	25,995	30,250	30,250
5-000.0-326.00 Election	13,886	26,137	0	0	0	29,000	29,000
5-000.0-328.00 Claims Paid Against Ci(6,550)	0	27,129	0	30,000	30,000	30,000
5-000.0-328.08 Claims - Recycling	1,825	0	0	0	0	0	0
5-000.0-328.09 Claims - Sanitation Co(738)	97	600	600	0	0	0

000-CONSOLIDATED
CONSOLIDATED DEPARTMENTS

	2010-2011 ACTUAL	2011-2012 ACTUAL	2012-2013			2013-2014	
			CURRENT BUDGET	Y-T-D + ENCUMBERED	EXPECTED ANNUAL TOTAL	CITY MANAGER PROPOSED	COMMISSION ADOPTED
5-000.0-328.10 Claims - Landfill	0	1,000	0	8,799	0	0	0
5-000.0-328.16 Claims - Police Patrol	4,257	(19,505)	500	500	0	0	0
5-000.0-328.17 Claims - Police Communi	0	1,000	0	(4,653)	0	0	0
5-000.0-328.18 Claims - Police CID	132	278	0	(1,620)	0	0	0
5-000.0-328.20 Claims - Fire	7,928	28,483	0	0	0	0	0
5-000.0-328.21 Claims - Engineering	0	0	518	517	0	0	0
5-000.0-328.24 Claims - Street (2,813)	112	0	(7)	0	0	0
5-000.0-328.25 Claims - Health	448	(1,380)	0	0	0	0	0
5-000.0-328.27 Claims - Water Construc	899	0	0	(167)	0	0	0
5-000.0-328.28 Claims - Water Producti	500	0	0	0	0	0	0
5-000.0-328.31 Claims - ww North Plant	0	0	0	(1,221)	0	0	0
5-000.0-328.33 Claims - Sewer Construc	0	97	0	0	0	0	0
5-000.0-328.34 Claims - Municipal Buil	0	0	800	800	0	0	0
5-000.0-328.37 Claims - Volunteer Fire	15,158	0	0	0	0	0	0
5-000.0-328.38 Claims - Task Force	0	0	453	453	0	0	0
5-000.0-329.00 volunteer Firemen	77,647	15,144	0	4,741	5,000	5,000	5,000
5-000.0-331.00 Subscriptions	5,982	13,224	25,096	14,959	21,670	20,860	20,860
5-000.0-335.00 Insurance-Property/Liab	177,311	169,970	179,396	169,965	179,396	179,396	179,396
5-000.0-340.00 Jail Contract Expense	164,250	164,700	164,250	136,800	164,250	164,250	164,250
5-000.0-341.00 Collection Exp-Tax Offi	16,614	16,676	17,000	16,809	17,000	17,000	17,000
5-000.0-342.00 Special Services	41,477	41,059	41,975	42,900	46,206	46,206	46,206
5-000.0-343.00 Other Services	3,617	5,785	4,873	2,443	3,418	4,955	4,955
5-000.0-344.00 Keep Kingsville Beautif	7,373	12,659	15,500	10,099	13,000	12,500	12,500
5-000.0-344.10 Keep Kingsv Beautiful D	0	1,396	972	0	972	0	0
5-000.0-345.00 Community Appearance Ci	5,100	23,299	55,552	35,155	65,830	220,000	220,000
5-000.0-345.01 Community Appear-Sign R	0	0	3,000	1,000	1,000	3,000	3,000
5-000.0-345.02 Community Appear-Citize	0	0	10,000	31,360	13,116	10,000	10,000
5-000.0-353.91 City Hall Loan	0	0	0	0	0	1,724,864	1,724,864
5-000.0-394.00 Transfers Out	0	0	0	0	44	0	0
5-000.0-394.13 Trnsfrs Out to Fund 091	0	0	0	0	0	280,900	280,900
5-000.0-394.50 Trnsfr -011 GO Debt Svc	432,936	427,920	426,399	390,866	426,399	429,577	429,577
5-000.0-394.65 Trsfrs out to Fund 065	0	100,000	0	0	0	0	0
5-000.0-394.87 Transfer to Fund 087	0	0	114,248	114,247	114,247	0	0
5-000.0-394.91 FY 11 Trsfrs Out to Fun	0	1,336,796	240,177	240,177	240,177	0	0
5-000.0-394.92 FY 12 Trsfrs Out to Fun	0	0	544,786	544,786	544,786	0	0
5-000.0-394.93 FY 13 Trsfrs Out to Fun	0	0	397,228	0	397,228	0	0
SUBTOTAL Services	2,831,435	4,240,689	4,519,477	3,558,691	4,499,483	5,417,359	5,417,359
Repairs							
5-000.0-411.00 Vehicle/Machinery Maint	237,571	309,117	455,088	415,204	416,094	380,822	380,822
5-000.0-414.00 Equipment Maintenance	22,022	27,617	55,577	35,991	49,295	49,676	49,676
5-000.0-416.00 Maint - rollouts & Dump	15,635	4,879	10,000	8,222	10,000	10,000	10,000
SUBTOTAL Repairs	275,228	341,612	520,665	459,417	475,389	440,498	440,498

000--CONSOLIDATED
 CONSOLIDATED DEPARTMENTS

	2010-2011 ACTUAL	2011-2012 ACTUAL	(----- 2012-2013 -----) CURRENT BUDGET	(----- 2012-2013 -----) Y-T-D + ENCUMBERED	(----- 2012-2013 -----) EXPECTED ANNUAL TOTAL	(----- 2013-2014 -----) CITY MANAGER PROPOSED	(----- 2013-2014 -----) COMMISSION ADOPTED
<u>Maintenance</u>							
5-000.0-511.00 Building Maintenance	126,920	159,076	257,685	184,121	192,124	155,025	155,025
5-000.0-521.00 Street & Bridge	140	29,154	6,562	179	14,482	10,000	10,000
5-000.0-521.01 Steet & Bridge-Caesar S	0	80,284	179,073	143,918	186,153	0	0
5-000.0-521.02 Street & Bridge-6th St	0	240,711	7,080	3,540	3,540	0	0
5-000.0-521.26 Street & Bridge-Wildwoo	0	0	300,000	0	0	300,000	300,000
5-000.0-522.00 Signs & Signals	23,303	36,406	40,000	39,006	40,000	40,000	40,000
5-000.0-531.00 Drainage	36,173	23,317	30,050	30,050	30,050	30,000	30,000
5-000.0-591.00 Grounds & Perm Fixtures	13,877	180,097	221,964	150,038	153,738	69,000	69,000
SUBTOTAL Maintenance	200,412	749,045	1,042,414	550,852	620,087	604,025	604,025
<u>Operating Lease</u>							
5-000.0-641.00 Operating Lease	50,285	53,315	142,395	131,259	141,775	227,435	227,435
SUBTOTAL Operating Lease	50,285	53,315	142,395	131,259	141,775	227,435	227,435
<u>Capital Outlay</u>							
5-000.0-700.00 Capital Outlay	0	0	0	0	22	0	0
5-000.0-711.00 vehicle	0	329,923	23,000	21,204	21,204	256,000	256,000
5-000.0-712.00 Equipment	16,183	155,851	121,103	103,768	128,320	312,149	312,149
5-000.0-712.01 Parks Capital Projects	0	0	55,072	8,450	55,072	0	0
5-000.0-713.00 Building	36,935	257	42,822	18,886	13,721	2,824,210	2,824,210
5-000.0-714.00 Landfill Expansion	0	0	130,000	0	0	130,000	130,000
5-000.0-726.00 Computers & Assoc Eq	13,833	84,575	5,000	4,741	5,000	67,614	67,614
SUBTOTAL Capital Outlay	66,951	570,606	376,997	157,049	223,339	3,589,973	3,589,973
<u>Prior Yr Adjustments</u>							
5-000.0-950.00 Bad Debt	37,053	17,187	43,141	0	19,482	19,880	19,880
SUBTOTAL Prior Yr Adjustments	37,053	17,187	43,141	0	19,482	19,880	19,880
DIVISION TOTAL- ????	14,743,070	17,417,390	19,630,078	16,382,663	18,618,867	23,311,604	23,311,604
DEPARTMENT TOTAL - ????	14,743,070	17,417,390	19,630,078	16,382,663	18,618,867	23,311,604	23,311,604
FUND TOTAL EXPENDITURES	14,743,070	17,417,390	19,630,078	16,382,663	18,618,867	23,311,604	23,311,604

CITY OF KINGSVILLE
 CITY MANAGER'S BUDGET
 AS OF: Comm Adopted 9/16/13

001-General Fund
 000 Non-Departmental

REVENUES			(----- 2012-2013 -----)			(----- 2013-2014 -----)	
	2010-2011 ACTUAL	2011-2012 ACTUAL	CURRENT BUDGET	Y-T-D + ENCUMBERED	EXPECTED ANNUAL TOTAL	CITY MANAGER PROPOSED	COMMISSION ADOPTED
<u>General Services Fees</u>							
4-000-581.30 Rent - Building	4,964	4,136	0	0	0	0	0
4-000-581.35 Rent - water Tower	18,448	19,002	19,571	19,572	19,572	19,500	19,500
SUBTOTAL - General Services Fees	23,412	23,138	19,571	19,572	19,572	19,500	19,500
<u>Grants & Transfers</u>							
4-000-750.02 Transfer In from Fund 002	0	0	0	0	0	35,000	35,000
4-000-750.03 Trsfers In from Fund 003	0	0	0	0	44	0	0
4-000-750.08 Transfer In from Fund 008	0	0	0	0	0	50,000	50,000
4-000-750.10 Transfer from Utility Fun	1,250,000	1,250,000	1,250,000	1,145,833	1,250,000	1,250,000	1,250,000
SUBTOTAL - Grants & Transfers	1,250,000	1,250,000	1,250,000	1,145,833	1,250,044	1,335,000	1,335,000
<u>Utility Services</u>							
4-000-817.10 Penalty Fee on NSF	25	75	100	0	50	100	100
SUBTOTAL - Utility Services	25	75	100	0	50	100	100
<u>Interest & Other</u>							
4-000-910.00 Sale of City Property	0	3,380	0	0	0	0	0
4-000-911.00 Sale of City Publications	615	630	615	318	450	615	615
4-000-912.00 Sale of Open Records Docu	283	521	500	359	419	500	500
4-000-915.00 Interest Income	16,337	11,538	12,239	3,866	7,252	10,000	10,000
4-000-915.20 Interest Earned-Investmen	23,314	5,390	23,314	1,406	12,917	10,000	10,000
4-000-940.00 Intergovernmental Revenue	0	0	10,000	10,000	10,000	0	0
4-000-990.00 Miscellaneous	39,268	21,849	22,104	8,679	16,016	20,000	20,000
SUBTOTAL - Interest & Other	79,816	43,308	68,772	24,628	47,054	41,115	41,115
TOTAL REVENUE - 000 Non-Departmental	1,353,253	1,316,521	1,338,443	1,190,033	1,316,720	1,395,715	1,395,715

CITY OF KINGSVILLE
 CITY MANAGER'S BUDGET
 AS OF: Comm Adopted 9/17/13

001-General Fund
 100 City Commission

	2010-2011 ACTUAL	2011-2012 ACTUAL	(----- 2012-2013 -----)			(----- 2013-2014 -----)	
			CURRENT BUDGET	Y-T-D + ENCUMBERED	EXPECTED ANNUAL TOTAL	CITY MANAGER PROPOSED	COMMISSION ADOPTED
<u>Personnel Services</u>							
5-100.0-111.00 Salaries & wages	4,241	4,507	7,200	4,215	4,753	7,200	7,200
5-100.0-115.00 FICA	1,565	1,878	2,387	1,879	2,042	2,387	2,387
5-100.0-116.00 Group Health Insurance	34,180	43,174	42,686	34,199	42,998	42,682	42,682
5-100.0-117.00 workers' Compensation	46	56	68	54	62	68	68
5-100.0-118.00 Unemployment Compensati	270	721	2,437	216	227	1,305	1,305
5-100.0-120.00 Car Allowance	20,142	25,540	24,000	22,430	24,430	24,000	24,000
5-100.0-123.00 Life Insurance	85	90	82	102	113	92	92
SUBTOTAL Personnel Services	60,529	75,966	78,860	63,095	74,625	77,734	77,734
<u>Supplies</u>							
5-100.0-211.00 Supplies	1,573	1,321	1,800	491	2,000	2,000	2,000
5-100.0-217.00 Minor Eq/Ofc Furniture	180	573	250	144	250	250	250
5-100.0-226.00 Computers & Associated	0	4,267	1,800	508	1,800	1,800	1,800
SUBTOTAL Supplies	1,753	6,161	3,850	1,143	4,050	4,050	4,050
<u>Services</u>							
5-100.0-311.00 Communications	0	535	2,650	1,592	2,650	2,650	2,650
5-100.0-314.00 Professional Services	500	300	0	0	0	0	0
5-100.0-315.00 Printing & Publishing	10,593	9,394	9,000	6,666	9,000	9,000	9,000
5-100.0-316.00 Training & Travel	23,437	21,145	21,800	20,258	21,800	25,000	25,000
5-100.0-317.00 Memberships & Dues	6,744	7,194	8,000	7,881	7,800	7,800	7,800
SUBTOTAL Services	41,274	38,569	41,450	36,397	41,250	44,450	44,450
<u>Capital Outlay</u>							
DIVISION TOTAL-	103,556	120,695	124,160	100,635	119,925	126,234	126,234
DEPARTMENT TDAL - 100 City Commission	103,556	120,695	124,160	100,635	119,925	126,234	126,234

001-General Fund
 101 City Manager

	2010-2011 ACTUAL	2011-2012 ACTUAL	(----- 2012-2013 -----) CURRENT BUDGET	Y-T-D + ENCUMBERED	EXPECTED ANNUAL TOTAL	(----- 2013-2014 -----) CITY MANAGER PROPOSED	COMMISSION ADOPTED
<u>City Manager</u>							
<u>Personnel Services</u>							
5-101.0-111.00 Salaries & Wages	126,910	151,364	167,398	155,968	166,940	180,508	180,508
5-101.0-112.00 Overtime	249	648	0	0	0	0	0
5-101.0-114.00 Retirement - TMRS	16,138	18,768	19,806	17,814	19,911	21,274	21,274
5-101.0-115.00 FICA	10,277	11,878	13,541	12,842	13,128	14,544	14,544
5-101.0-116.00 Group Health Insurance	14,069	10,853	21,221	13,021	16,368	21,218	21,218
5-101.0-117.00 Workers' Compensation	294	337	431	384	428	462	462
5-101.0-118.00 Unemployment Compensation	144	522	975	18	63	522	522
5-101.0-120.00 Car Allowance	9,754	9,236	9,601	9,020	9,755	9,601	9,601
5-101.0-123.00 Life Insurance	196	266	328	336	345	339	339
SUBTOTAL Personnel Services	178,031	203,873	233,301	209,404	226,938	248,468	248,468
<u>Supplies</u>							
5-101.0-211.00 Supplies	1,751	4,727	3,300	2,179	3,700	3,010	3,010
5-101.0-217.00 Minor Eq/ofc Furniture	856	5,671	500	366	500	500	500
5-101.0-226.00 Computers & Associated	3,746	883	650	88	1,000	1,000	1,000
SUBTOTAL Supplies	6,354	11,281	4,450	2,633	5,200	4,510	4,510
<u>Services</u>							
5-101.0-311.00 Communications	2,341	1,778	2,400	1,968	2,400	2,400	2,400
5-101.0-314.00 Professional Services	0	86	0	0	0	0	0
5-101.0-315.00 Printing & Publishing	111	635	500	51	500	500	500
5-101.0-316.00 Training & Travel	16,533	6,316	14,000	11,732	14,000	14,000	14,000
5-101.0-317.00 Memberships & Dues	1,872	2,178	2,261	2,179	2,200	2,600	2,600
5-101.0-331.00 Subscriptions	119	387	1,000	629	600	600	600
SUBTOTAL Services	20,976	11,379	20,161	16,559	19,700	20,100	20,100
<u>Repairs</u>							
<u>Capital Outlay</u>							
DIVISION TOTAL- City Manager	205,361	226,533	257,912	228,597	251,838	273,078	273,078
DEPARTMENT TOTAL - 101 City Manager	205,361	226,533	257,912	228,597	251,838	273,078	273,078

CITY OF KINGSVILLE
 CITY MANAGER'S BUDGET
 AS OF: Comm Adopted 9/17/13

001-General Fund
 102 Municipal Building

	2010-2011 ACTUAL	2011-2012 ACTUAL	(----- 2012-2013 -----) CURRENT BUDGET	(----- 2012-2013 -----) Y-T-D + ENCUMBERED	(----- 2012-2013 -----) EXPECTED ANNUAL TOTAL	(----- 2013-2014 -----) CITY MANAGER PROPOSED	(----- 2013-2014 -----) COMMISSION ADOPTED
<u>Supplies</u>							
5-102.0-211.00 Supplies	673	522	1,000	400	1,000	1,000	1,000
5-102.0-217.00 Minor Eq/Ofc Furniture	0	28	600	460	600	1,000	1,000
SUBTOTAL Supplies	673	550	1,600	860	1,600	2,000	2,000
<u>Services</u>							
5-102.0-311.00 Communications	52,130	55,368	58,400	50,097	58,400	60,000	60,000
5-102.0-314.00 Professional Services	17,430	1,526	2,000	132	2,000	2,000	2,000
5-102.0-318.00 Equipment Rent	132	150	200	165	200	200	200
5-102.0-323.00 Utilities	39,371	37,706	35,703	29,015	35,703	38,000	38,000
SUBTOTAL Services	109,063	94,749	96,303	79,409	96,303	100,200	100,200
<u>Repairs</u>							
5-102.0-414.00 Equipment Maintenance	400	0	0	0	0	0	0
SUBTOTAL Repairs	400	0	0	0	0	0	0
<u>Maintenance</u>							
5-102.0-511.00 Building Maintenance	22,371	31,641	29,600	22,427	29,600	30,000	30,000
SUBTOTAL Maintenance	22,371	31,641	29,600	22,427	29,600	30,000	30,000
<u>Operating Lease</u>							
5-102.0-641.00 Operating Lease	8,665	5,957	10,200	9,209	10,200	10,200	10,200
SUBTOTAL Operating Lease	8,665	5,957	10,200	9,209	10,200	10,200	10,200
<u>Capital Outlay</u>							
DIVISION TOTAL-	141,172	132,898	137,703	111,905	137,703	142,400	142,400
DEPARTMENT TOTAL - 102 Municipal Buildi	141,172	132,898	137,703	111,905	137,703	142,400	142,400

001-General Fund
103 City Special

	2010-2011 ACTUAL	2011-2012 ACTUAL	2012-2013			2013-2014	
			CURRENT BUDGET	Y-T-D + ENCUMBERED	EXPECTED ANNUAL TOTAL	CITY MANAGER PROPOSED	COMMISSION ADOPTED
Personnel Services							
5-103.0-111.30 Salaries - Election	0	1,210	0	0	0	0	0
5-103.0-112.30 Overtime-Election	0	1,245	0	0	0	0	0
5-103.0-114.30 Retirement TMRS-Electio	0	284	0	0	0	0	0
5-103.0-115.30 FICA - Election	0	188	0	0	0	0	0
5-103.0-116.00 Group Health Ins-Retire	30,938	29,844	29,844	21,370	25,626	29,844	29,844
5-103.0-117.00 Workers' Comp-Election	0	13	0	0	0	0	0
5-103.0-190.00 TMRS Settlement	637,467	53,659	0	0	0	0	0
5-103.0-191.00 OPEB Commitment	0	0	216,775	216,775	216,775	211,145	211,145
SUBTOTAL Personnel Services	668,405	86,442	246,619	238,145	242,401	240,989	240,989
Supplies							
5-103.0-211.50 Supplies-Open Records D	51	630	800	838	900	900	900
5-103.0-211.55 Supplies-Christmas Para	661	684	700	983	983	983	983
SUBTOTAL Supplies	711	1,314	1,500	1,821	1,883	1,883	1,883
Services							
5-103.0-313.00 Postage & Freight	16,265	23,699	33,758	31,380	28,000	28,000	28,000
5-103.0-313.10 Postage & Freight-PD Ce	133	0	0	0	0	0	0
5-103.0-314.00 PrfSrv-Gr Kvl Economic	27,500	32,500	32,500	32,500	32,500	32,500	32,500
5-103.0-314.01 PrfSrv-Appraisal Dst	138,059	135,523	131,293	131,101	131,000	141,364	141,364
5-103.0-314.02 Prof Srv-HALO Flight	5,000	5,000	5,000	5,000	5,000	5,000	5,000
5-103.0-314.07 PrfSrv-GASB Implementat	23,000	23,000	23,000	23,000	23,000	23,000	23,000
5-103.0-314.18 PrfSrv-Financial Consul	17,356	18,500	36,552	36,552	36,732	18,500	18,500
5-103.0-314.19 Prf Srv - Annual Picnic	4,368	1,913	1,750	32	3,600	3,600	3,600
5-103.0-314.20 PrfSrv-Bandstand Utilit	535	580	710	403	710	710	710
5-103.0-314.21 Prof Serv - ORCA	8,875	39,112	35,500	35,500	35,500	35,500	35,500
5-103.0-314.22 PrfSrv-CallCntr Utiliti	7,564	3,293	3,290	4,390	5,314	5,845	5,845
5-103.0-314.24 PrfSrv-Economic Develo	2,100	2,100	0	0	0	0	0
5-103.0-314.27 Prf Srv-Actuarial Servi	8,915	1,000	8,500	8,500	8,500	1,000	1,000
5-103.0-314.29 Prf Srv-Consultant-CM S	19,393	0	0	0	0	0	0
5-103.0-314.30 PrfSrv-KC Golf Course	21,059	23,276	5,792	5,792	5,792	0	0
5-103.0-314.31 PrfSrv-NASK Air Show	0	2,400	0	0	0	2,400	2,400
5-103.0-314.32 Prof. Serv. H M King Bl	0	0	0	196	196	0	0
5-103.0-314.33 Prof Srvcs-TAMUK Stadiu	0	0	0	0	0	25,000	25,000
5-103.0-316.50 Training & Travel-HR ci	600	723	100	313	313	0	0
5-103.0-317.00 Memberships & Dues	100	100	100	100	100	100	100
5-103.0-318.00 Equipment Rent	5,811	5,930	6,054	4,760	6,054	7,846	7,846
5-103.0-319.00 Catering	8,341	5,873	7,106	5,081	7,106	11,106	11,106
5-103.0-326.00 Election	13,886	26,137	0	0	0	29,000	29,000
5-103.0-328.00 Claims Paid Against Ci(6,550)	0	27,129	0	30,000	30,000	30,000
5-103.0-328.08 Claims - Recycling	1,825	0	0	0	0	0	0
5-103.0-328.09 Claims - Sanitation Co(738)	97	600	600	0	0	0
5-103.0-328.10 Claims - Landfill	0	1,000	0	8,799	0	0	0
5-103.0-328.16 Claims - Police Patrol	4,257	(19,505)	500	500	0	0	0
5-103.0-328.17 Claims - Police Communi	0	1,000	0	(4,653)	0	0	0

CITY OF KINGSVILLE
 CITY MANAGER'S BUDGET
 AS OF: Comm Adopted 9/17/13

001-General Fund
 103 City Special

	2010-2011 ACTUAL	2011-2012 ACTUAL	(----- 2012-2013 -----)			(----- 2013-2014 -----)	
			CURRENT BUDGET	Y-T-D + ENCUMBERED	EXPECTED ANNUAL TOTAL	CITY MANAGER PROPOSED	COMMISSION ADOPTED
5-103.0-328.18 Claims - Police CID	132	278	0	(1,620)	0	0	0
5-103.0-328.20 Claims - Fire	7,928	28,483	0	0	0	0	0
5-103.0-328.21 Claims - Engineering	0	0	518	517	0	0	0
5-103.0-328.24 Claims - Street	(2,813)	112	0	(7)	0	0	0
5-103.0-328.25 Claims - Health	448	(1,380)	0	0	0	0	0
5-103.0-328.27 Claims - water Construc	899	0	0	(167)	0	0	0
5-103.0-328.28 Claims - water Producti	500	0	0	0	0	0	0
5-103.0-328.31 Claims - ww North Plant	0	0	0	(1,221)	0	0	0
5-103.0-328.33 Claims - Sewer Construc	0	97	0	0	0	0	0
5-103.0-328.34 Claims - Municipal Buil	0	0	800	800	0	0	0
5-103.0-328.37 Claims - Volunteer Fire	15,158	0	0	0	0	0	0
5-103.0-328.38 Claims - Task Force	0	0	453	453	0	0	0
5-103.0-335.00 Insurance-Property/Liab	177,311	169,970	179,396	169,965	179,396	179,396	179,396
5-103.0-341.00 Collection Exp-Tax Offi	16,614	16,676	17,000	16,809	17,000	17,000	17,000
5-103.0-342.00 Special Services	41,477	41,059	41,975	42,900	46,206	46,206	46,206
5-103.0-343.00 Other Services	92	234	1,750	191	750	750	750
SUBTOTAL Services	585,400	588,782	601,126	558,465	602,769	643,823	643,823
Capital Outlay							
DIVISION TOTAL-	1,254,517	676,539	849,245	798,431	847,053	886,695	886,695
DEPARTMENT TOTAL -- 103 City Special	1,254,517	676,539	849,245	798,431	847,053	886,695	886,695

CITY OF KINGSVILLE
CITY MANAGER'S BUDGET
AS OF: Comm Adopted 9/17/13

001-General Fund
110 Personnel

	2010-2011 ACTUAL	2011-2012 ACTUAL	2012-2013			2013-2014	
			CURRENT BUDGET	Y-T-D + ENCUMBERED	EXPECTED ANNUAL TOTAL	CITY MANAGER PROPOSED	COMMISSION ADOPTED
<u>Personnel Services</u>							
5-110.0-111.00 Salaries & Wages	80,778	81,213	92,281	85,913	92,607	93,674	93,674
5-110.0-112.00 Overtime	147	120	128	189	250	128	128
5-110.0-114.00 Retirement - TMRS	9,527	9,468	10,341	9,311	10,457	10,497	10,497
5-110.0-115.00 FICA	5,922	5,823	7,070	6,696	6,915	7,176	7,176
5-110.0-116.00 Group Health Insurance	18,612	21,218	21,218	16,306	20,497	21,218	21,218
5-110.0-117.00 workers' Compensation	174	172	225	201	224	228	228
5-110.0-118.00 Unemployment Compensation	144	522	975	18	60	522	522
5-110.0-123.00 Life Insurance	167	148	187	182	187	209	209
SUBTOTAL Personnel Services	115,472	118,683	132,425	118,817	131,197	133,652	133,652
<u>Supplies</u>							
5-110.0-211.00 Supplies	1,302	2,109	2,396	2,014	2,600	2,600	2,600
5-110.0-211.10 Employee Recognition Su	1,521	2,037	1,800	912	1,800	1,800	1,800
5-110.0-217.00 Minor Eq/Ofc Furniture	0	0	116	116	116	0	0
5-110.0-226.00 Computers & Associated	577	765	508	508	0	0	0
SUBTOTAL Supplies	3,400	4,911	4,820	3,550	4,516	4,400	4,400
<u>Services</u>							
5-110.0-311.00 Communications	368	626	692	564	1,200	1,200	1,200
5-110.0-314.00 Professional Services	1,120	1,374	1,300	905	1,600	1,600	1,600
5-110.0-315.00 Printing & Publishing	1,341	650	1,258	910	1,258	1,258	1,258
5-110.0-315.50 Printing - Employment A	5,653	11,724	13,412	11,852	12,512	9,512	9,512
5-110.0-316.00 Training & Travel	2,825	2,200	4,234	4,086	3,934	4,694	4,694
5-110.0-317.00 Memberships & Dues	450	330	644	569	644	644	644
5-110.0-325.00 Medical Treatment	18,598	21,058	13,070	8,210	15,070	16,000	16,000
5-110.0-331.00 Subscriptions	240	240	240	240	240	240	240
SUBTOTAL Services	30,596	38,202	34,850	27,337	36,458	35,148	35,148
<u>Repairs</u>							
<u>Capital Outlay</u>							
DIVISION TOTAL-	149,467	161,796	172,095	149,704	172,171	173,200	173,200
DEPARTMENT TOTAL - 110 Personnel	149,467	161,796	172,095	149,704	172,171	173,200	173,200

001-General Fund
120 Risk Management

	2010-2011 ACTUAL	2011-2012 ACTUAL	(----- 2012-2013 -----)			(----- 2013-2014 -----)	
			CURRENT BUDGET	Y-T-D + ENCUMBERED	EXPECTED ANNUAL TOTAL	CITY MANAGER PROPOSED	COMMISSION ADOPTED
Personnel Services							
5-120.0-111.00 Salaries & Wages	54,163	50,464	54,913	50,239	54,194	55,736	55,736
5-120.0-114.00 Retirement - TMRS	8,629	8,048	6,145	7,381	8,108	6,237	6,237
5-120.0-115.00 FICA	5,548	5,109	4,201	5,316	5,461	4,264	4,264
5-120.0-116.00 Group Health Insurance	9,309	10,613	10,609	8,154	10,249	10,613	10,613
5-120.0-117.00 Workers' Compensation	124	113	134	125	145	136	136
5-120.0-118.00 Unemployment Compensation	72	482	488	49	72	261	261
5-120.0-120.00 Car Allowance	3,610	3,066	3,600	3,383	3,660	3,600	3,600
5-120.0-123.00 Life Insurance	112	74	114	110	113	128	128
5-120.0-129.00 Safety Incentive	11,239	10,099	14,500	13,957	13,957	12,000	12,000
SUBTOTAL Personnel Services	92,806	88,067	94,704	88,713	95,959	92,975	92,975
Supplies							
5-120.0-211.00 Supplies	2,173	2,367	3,100	2,380	3,500	3,500	3,500
5-120.0-211.30 Supplies - Safety Incentive	3,876	3,275	4,500	4,184	4,500	4,500	4,500
5-120.0-212.00 Uniforms & Personal Wear	0	138	3,400	1,272	2,400	2,400	2,400
5-120.0-217.00 Minor Eq/Ofc Furniture	3,187	4,681	2,071	1,757	3,665	3,665	3,665
5-120.0-224.00 Medical Supplies	0	0	594	594	594	0	0
5-120.0-225.00 Educational Materials	590	967	1,557	1,519	3,457	3,457	3,457
5-120.0-226.00 Computers & Associated	460	2,035	700	306	1,700	1,700	1,700
SUBTOTAL Supplies	10,285	13,463	15,922	12,012	19,816	19,222	19,222
Services							
5-120.0-311.00 Communications	2,670	1,958	2,400	2,358	2,400	2,400	2,400
5-120.0-314.00 Professional Services	0	0	100	0	100	100	100
5-120.0-315.00 Printing & Publishing	1,993	75	0	0	0	0	0
5-120.0-315.30 Printing - Safety Incentive	0	343	343	7	343	343	343
5-120.0-316.00 Training & Travel	6,718	4,153	8,400	7,301	6,500	6,500	6,500
5-120.0-317.00 Memberships & Dues	135	260	800	225	800	800	800
5-120.0-318.00 Equipment Rent	174	30	400	0	400	400	400
5-120.0-319.00 Catering	8,837	8,787	10,900	8,290	9,500	9,500	9,500
SUBTOTAL Services	20,527	15,606	23,343	18,181	20,043	20,043	20,043
Repairs							
5-120.0-414.00 Equipment Maintenance	0	883	600	102	600	600	600
SUBTOTAL Repairs	0	883	600	102	600	600	600
Capital Outlay							
5-120.0-712.00 Equipment	0	2,834	0	0	0	0	0
SUBTOTAL Capital Outlay	0	2,834	0	0	0	0	0
DIVISION TOTAL -	123,618	120,853	134,569	119,009	136,418	132,840	132,840
DEPARTMENT TOTAL - 120 Risk Management	123,618	120,853	134,569	119,009	136,418	132,840	132,840

001-General Fund
 140 Legal

	2010-2011 ACTUAL	2011-2012 ACTUAL	(----- 2012-2013 -----) CURRENT BUDGET	(----- 2012-2013 -----) Y-T-D + ENCUMBERED	(----- 2012-2013 -----) EXPECTED ANNUAL TOTAL	(----- 2013-2014 -----) CITY MANAGER PROPOSED	(----- 2013-2014 -----) COMMISSION ADOPTED
Personnel Services							
5-140.0-111.00 Salaries & Wages	117,115	116,403	119,561	111,092	119,623	126,367	126,367
5-140.0-112.00 Overtime	150	56	429	59	429	429	429
5-140.0-114.00 Retirement - TMRS	13,806	13,558	14,321	9,897	11,153	14,189	14,189
5-140.0-115.00 FICA	8,828	8,758	9,791	8,791	9,085	9,700	9,700
5-140.0-116.00 Group Health Insurance	14,069	16,039	16,039	8,156	10,249	21,225	21,225
5-140.0-117.00 workers' Compensation	252	246	311	259	294	308	308
5-140.0-118.00 Unemployment Compensati	144	522	975	18	53	522	522
5-140.0-123.00 Life Insurance	183	162	188	122	125	208	208
SUBTOTAL Personnel Services	154,548	155,744	161,615	138,394	151,011	172,948	172,948
Supplies							
5-140.0-211.00 Supplies	1,134	1,304	1,335	899	1,000	1,000	1,000
5-140.0-217.00 Minor Eq/Ofc Furniture	82	1,329	200	58	200	200	200
5-140.0-226.00 Computers & Associated	2,100	1,308	600	443	600	1,600	1,600
SUBTOTAL Supplies	3,315	3,941	2,135	1,400	1,800	2,800	2,800
Services							
5-140.0-311.00 Communications	1,370	1,202	1,700	982	1,700	1,700	1,700
5-140.0-314.00 Professional Services	13,748	28,299	50,600	49,437	51,000	35,000	35,000
5-140.0-315.00 Printing & Publishing	51	0	0	893	100	100	100
5-140.0-316.00 Training & Travel	4,964	6,297	5,850	4,620	6,100	1,975	1,975
5-140.0-317.00 Memberships & Dues	320	320	515	455	500	500	500
5-140.0-331.00 Subscriptions	935	3,940	6,400	5,435	6,000	4,000	4,000
SUBTOTAL Services	21,387	40,058	65,065	61,822	65,400	43,275	43,275
Repairs							
Capital Outlay							
DIVISION TOTAL-	179,250	199,742	228,815	201,616	218,211	219,023	219,023
DEPARTMENT TOTAL - 140 Legal	179,250	199,742	228,815	201,616	218,211	219,023	219,023

001-General Fund
160 Planning/Developsvcs

REVENUES	2010-2011	2011-2012	2012-2013			2013-2014	
	ACTUAL	ACTUAL	CURRENT BUDGET	Y-T-D + ENCUMBERED	EXPECTED ANNUAL TOTAL	CITY MANAGER PROPOSED	COMMISSION ADOPTED
<u>Permits & Licenses</u>							
4-160-311.10 Plumbing Permits	4,758	7,357	19,700	12,862	12,674	15,600	15,600
4-160-311.20 Electric Permits	21,831	23,474	43,200	23,663	23,557	28,500	28,500
4-160-311.30 Building Permits	59,172	68,795	117,000	70,309	83,983	89,000	89,000
4-160-311.40 Moving Permits	1,230	680	900	770	760	400	400
4-160-311.50 Other Permits	770	1,525	1,250	2,465	2,650	1,500	1,500
4-160-311.55 Fire Prevention Permits	20,326	17,015	16,000	24,110	22,000	22,000	22,000
4-160-311.60 Mechanical Permits	6,426	7,239	20,000	15,531	16,735	20,000	20,000
4-160-311.70 Certificate of Occupancy	900	650	600	1,150	1,075	1,400	1,400
4-160-311.80 Plan Review	10,022	9,587	28,700	17,383	17,191	22,000	22,000
4-160-311.85 Economic Dev Agreement Fe	0	0	0	750	750	0	0
4-160-311.90 Sign Permits	381	838	1,250	454	424	600	600
4-160-311.95 Private Ambulance Permit	1,675	1,250	1,425	750	1,150	1,200	1,200
4-160-322.10 Amusement Licenses	45	45	45	45	45	100	100
4-160-322.20 Beer & Liquor Licenses	3,325	3,343	3,370	7,250	7,038	6,500	6,500
4-160-322.30 Electrical Licenses	2,835	2,920	2,200	2,255	2,925	3,500	3,500
4-160-322.40 Contractors Licenses	26,950	26,595	20,315	26,410	28,895	30,000	30,000
4-160-322.60 Food Licenses	13,620	12,815	12,040	13,895	14,170	13,500	13,500
4-160-322.70 Other Licenses	1,120	1,580	750	1,775	2,300	1,500	1,500
SUBTOTAL - Permits & Licenses	175,385	185,709	288,745	221,826	238,322	257,300	257,300
<u>Fines</u>							
<u>General Services Fees</u>							
4-160-533.10 Zoning Fees	2,500	2,775	2,000	3,250	3,525	3,500	3,500
4-160-533.20 Platting Fees	1,032	2,030	3,500	1,180	1,380	2,000	2,000
SUBTOTAL - General Services Fees	3,532	4,805	5,500	4,430	4,905	5,500	5,500
<u>City & County Services</u>							
4-160-621.10 Vacant Lot Clearance	32,587	21,581	34,459	40,639	41,290	42,000	42,000
4-160-621.20 Demolition Recovery Reven	0	1,900	39,410	95,504	85,000	85,000	85,000
4-160-621.30 Noxious Matter Abatement	0	782	11,701	14,717	14,500	15,000	15,000
SUBTOTAL - City & County Services	32,587	24,262	85,570	150,860	140,790	142,000	142,000
<u>Utility Services</u>							
TOTAL REVENUE - 160 Planning/Develops	211,504	214,776	379,815	377,117	384,017	404,800	404,800

001-General Fund
 160 Planning/Developsvcs

	2010-2011 ACTUAL	2011-2012 ACTUAL	(-----) 2012-2013 CURRENT BUDGET	(-----) 2012-2013 Y-T-D + ENCUMBERED	(-----) 2012-2013 EXPECTED ANNUAL TOTAL	(-----) 2013-2014 CITY MANAGER PROPOSED	(-----) 2013-2014 COMMISSION ADOPTED
Planning/Developsvcs							
<u>Personnel Services</u>							
5-160.1-111.00 Salaries & wages	66,382	91,991	106,574	101,873	108,191	112,274	112,274
5-160.1-112.00 Overtime	69	86	403	38	403	403	403
5-160.1-114.00 Retirement - TMRS	7,847	10,805	11,971	11,374	12,605	12,609	12,609
5-160.1-115.00 FICA	4,983	6,682	8,184	8,312	8,456	8,620	8,620
5-160.1-116.00 Group Health Insurance	9,520	16,039	21,225	16,135	16,039	16,039	16,039
5-160.1-117.00 workers' Compensation	151	196	260	245	276	274	274
5-160.1-118.00 Unemployment Compensati	199	530	975	18	60	522	522
5-160.1-120.00 Car Allowance	0	771	3,600	3,244	3,660	3,600	3,600
5-160.1-123.00 Life Insurance	113	143	183	170	187	207	207
SUBTOTAL Personnel Services	89,263	127,242	153,375	141,410	149,877	154,548	154,548
<u>Supplies</u>							
5-160.1-211.00 Supplies	1,181	1,336	1,200	1,195	1,200	1,560	1,560
5-160.1-217.00 Minor Eq/Ofc Furniture	1,418	687	300	300	200	200	200
5-160.1-225.00 Educational Materials	0	0	86	86	86	200	200
5-160.1-226.00 Computers & Associated	2,035	89	2,200	1,797	2,600	2,600	2,600
SUBTOTAL Supplies	4,634	2,112	3,786	3,378	4,086	4,560	4,560
<u>Services</u>							
5-160.1-311.00 Communications	0	736	1,200	1,109	1,225	1,560	1,560
5-160.1-313.00 Postage & Freight	11	0	100	0	0	100	100
5-160.1-314.00 Professional Services	0	2,000	1,900	525	1,500	3,000	3,000
5-160.1-315.00 Printing & Publishing	1,235	1,503	1,500	1,215	1,500	1,500	1,500
5-160.1-316.00 Training & Travel	12,467	2,623	2,739	2,276	1,881	4,000	4,000
5-160.1-316.10 Travel - Mileage Reimb	0	0	0	0	0	100	100
5-160.1-317.00 Memberships & Dues	340	793	1,225	1,225	1,225	990	990
5-160.1-319.00 Catering	0	253	250	233	233	250	250
5-160.1-331.00 Subscriptions	0	47	235	47	47	235	235
SUBTOTAL Services	14,054	7,954	9,149	6,630	7,611	11,735	11,735
<u>Capital Outlay</u>							
DIVISION TOTAL - Planning/Developsvcs	107,951	137,308	166,310	151,418	161,574	170,843	170,843

001-General Fund
160 Planning/DevelopSvc

	2010-2011 ACTUAL	2011-2012 ACTUAL	2012-2013			2013-2014	
			CURRENT BUDGET	Y-T-D + ENCUMBERED	EXPECTED ANNUAL TOTAL	CITY MANAGER PROPOSED	COMMISSION ADOPTED
Building Services							
Personnel Services							
5-160.2-111.00 Salaries & Wages	106,000	101,879	109,952	95,589	108,321	111,599	111,599
5-160.2-112.00 Overtime	3	881	500	157	500	500	500
5-160.2-114.00 Retirement - TMRS	12,480	11,967	12,360	10,509	12,237	12,544	12,544
5-160.2-115.00 FICA	7,862	7,473	8,450	7,650	8,302	8,576	8,576
5-160.2-116.00 Group Health Insurance	23,372	26,644	26,647	16,887	21,988	21,461	21,461
5-160.2-117.00 Workers' Compensation	467	441	546	460	541	555	555
5-160.2-118.00 Unemployment Compensation	216	836	1,462	237	292	783	783
5-160.2-123.00 Life Insurance	218	175	228	214	225	260	260
SUBTOTAL Personnel Services	150,617	150,296	160,145	131,703	152,406	156,278	156,278
Supplies							
5-160.2-211.00 Supplies	2,043	2,343	2,600	1,831	2,600	2,600	2,600
5-160.2-212.00 Uniforms & Personal Wea	0	10	200	42	200	200	200
5-160.2-215.00 Motor Gas & Oil	2,299	2,867	3,245	1,980	3,245	3,473	3,473
5-160.2-217.00 Minor Eq/Ofc Furniture	90	986	877	877	867	867	867
5-160.2-225.00 Educational Materials	0	984	625	463	625	625	625
5-160.2-226.00 Computers & Associated	555	3,934	400	0	400	400	400
SUBTOTAL Supplies	4,987	11,124	7,947	5,192	7,937	8,165	8,165
Services							
5-160.2-311.00 Communications	739	737	1,300	1,298	1,409	1,440	1,440
5-160.2-314.00 Professional Services	0	0	450	0	450	450	450
5-160.2-314.25 Prof. Services-GPS	0	104	1,300	750	1,300	1,300	1,300
5-160.2-315.00 Printing & Publishing	410	566	3,207	2,557	3,635	3,635	3,635
5-160.2-316.00 Training & Travel	175	2,044	2,618	2,617	2,500	4,500	4,500
5-160.2-317.00 Memberships & Dues	110	235	200	55	200	200	200
5-160.2-324.00 Laundry	610	598	950	850	650	720	720
SUBTOTAL Services	2,044	4,283	10,025	8,127	10,144	12,245	12,245
Repairs							
5-160.2-411.00 vehicle/Machinery Maint	1,062	2,339	750	240	750	750	750
SUBTOTAL Repairs	1,062	2,339	750	240	750	750	750
Operating Lease							
5-160.2-641.00 Operating Lease	0	0	1,720	1,398	1,100	3,500	3,500
SUBTOTAL Operating Lease	0	0	1,720	1,398	1,100	3,500	3,500

CITY OF KINGSVILLE
 CITY MANAGER'S BUDGET
 AS OF: Comm Adopted 9/17/13

001-General Fund
 160 Planning/Developsvcs

	2010-2011 ACTUAL	2011-2012 ACTUAL	(----- 2012-2013 -----) CURRENT BUDGET	(----- 2012-2013 -----) Y-T-D + ENCUMBERED	(----- 2012-2013 -----) EXPECTED ANNUAL TOTAL	(----- 2013-2014 -----) CITY MANAGER PROPOSED	(----- 2013-2014 -----) COMMISSION ADOPTED
<u>Capital Outlay</u>							
DIVISION TOTAL- Building Services	158,711	168,042	180,587	146,659	172,337	180,938	180,938

001-General Fund
160 Planning/Developsvcs

	2010-2011 ACTUAL	2011-2012 ACTUAL	2012-2013			2013-2014	
			CURRENT BUDGET	Y-T-D + ENCUMBERED	EXPECTED ANNUAL TOTAL	CITY MANAGER PROPOSED	COMMISSION ADOPTED
<u>Community Appearance</u>							
<u>Personnel Services</u>							
5-160.3-111.00 Salaries & Wages	54,683	92,272	167,756	141,714	154,068	168,960	168,960
5-160.3-112.00 Overtime	308	421	492	436	1,152	492	492
5-160.3-114.00 Retirement - TMRS	7,193	9,839	18,827	15,427	17,481	18,962	18,962
5-160.3-115.00 FICA	4,456	6,458	12,871	10,988	11,253	12,964	12,964
5-160.3-116.00 Group Health Insurance	18,612	31,833	58,484	40,814	53,185	58,477	58,477
5-160.3-117.00 Workers' Compensation	301	348	1,619	1,364	1,538	1,578	1,578
5-160.3-118.00 Unemployment Compensati	144	1,014	2,924	83	160	1,566	1,566
5-160.3-123.00 Life Insurance	124	160	348	296	310	389	389
5-160.3-198.00 County 1/2 sal/ben	0	0	(34,551)	(21,477)	(34,551)	(32,920)	(32,920)
SUBTOTAL Personnel Services	85,822	142,345	228,770	189,645	204,596	230,468	230,468
<u>Supplies</u>							
5-160.3-211.00 Supplies	2,627	4,160	5,500	5,465	5,000	5,200	5,200
5-160.3-212.00 Uniforms & Personal Wea	0	432	550	58	550	550	550
5-160.3-214.00 Chemicals	0	0	640	78	640	1,640	1,640
5-160.3-215.00 Motor Gas & Oil	1,820	1,707	4,640	4,747	4,500	5,908	5,908
5-160.3-217.00 Minor Eq/Ofc Furniture	350	4,823	3,500	3,422	3,500	3,000	3,000
5-160.3-226.00 Computers & Associated	4,578	4,615	2,800	2,869	3,000	3,000	3,000
SUBTOTAL Supplies	9,375	15,736	17,630	16,639	17,190	19,298	19,298
<u>Services</u>							
5-160.3-311.00 Communications	1,818	5,931	8,750	8,413	10,821	10,000	10,000
5-160.3-314.00 Professional Services	0	37	0	0	0	4,500	4,500
5-160.3-314.01 Prof Serv-Events & Clea	3,664	5,213	1,725	1,178	4,500	4,500	4,500
5-160.3-314.25 Prof. Services-GPS	0	156	1,650	1,061	1,650	1,650	1,650
5-160.3-315.00 Printing & Publishing	576	2,409	1,632	669	1,632	1,632	1,632
5-160.3-315.01 Liens & Ads w/ Health D	8,988	644	10,500	5,584	10,500	10,500	10,500
5-160.3-316.00 Training & Travel (430)	583	4,500	3,948	4,500	5,000	5,000
5-160.3-317.00 Memberships & Dues	106	3,600	1,280	411	2,300	2,600	2,600
5-160.3-319.00 Catering	0	0	0	0	120	0	0
5-160.3-323.00 Utilities	0	3,047	3,193	2,189	3,193	3,193	3,193
5-160.3-324.00 Laundry	265	154	750	404	750	750	750
5-160.3-344.00 Keep Kingsville Beautif	7,373	12,659	15,500	10,099	13,000	12,500	12,500
5-160.3-344.10 Keep Kingsv Beautiful D	0	1,396	972	0	972	0	0
5-160.3-345.00 Community Appearance Ci	5,100	23,299	19,722	19,185	30,000	30,000	30,000
5-160.3-345.01 Community Appear-Sign R	0	0	3,000	1,000	1,000	3,000	3,000
5-160.3-345.02 Community Appear-Citize	0	0	10,000	31,360	13,116	10,000	10,000
SUBTOTAL Services	27,460	59,128	83,174	85,500	98,054	99,825	99,825

CITY OF KINGSVILLE
 CITY MANAGER'S BUDGET
 AS OF: Comm Adopted 9/17/13

001-General Fund
 160 Planning/Developsvcs

	2010-2011 ACTUAL	2011-2012 ACTUAL	(----- 2012-2013 -----) CURRENT BUDGET	(----- 2012-2013 -----) Y-T-D + ENCUMBERED	(----- 2012-2013 -----) EXPECTED ANNUAL TOTAL	(----- 2013-2014 -----) CITY MANAGER PROPOSED	(----- 2013-2014 -----) COMMISSION ADOPTED
<u>Repairs</u>							
5-160.3-411.00 vehicle/Machinery Maint	83	768	2,500	1,411	1,265	2,700	2,700
5-160.3-414.00 Equipment Maintenance	0	0	1,800	420	381	3,000	3,000
SUBTOTAL Repairs	83	768	4,300	1,831	1,646	5,700	5,700
<u>Maintenance</u>							
5-160.3-511.00 Building Maintenance	0	0	1,000	466	212	1,500	1,500
5-160.3-591.00 Grounds & Perm Fixtures	0	0	8,175	7,889	6,674	25,000	25,000
SUBTOTAL Maintenance	0	0	9,175	8,355	6,886	26,500	26,500
<u>Operating Lease</u>							
5-160.3-641.00 Operating Lease	0	0	6,240	4,061	6,240	9,500	9,500
SUBTOTAL Operating Lease	0	0	6,240	4,061	6,240	9,500	9,500
DIVISION TOTAL- Community Appearance	122,740	217,978	349,289	306,032	334,612	391,291	391,291
DEPARTMENT TOTAL - 160 Planning/develop	389,401	523,329	696,186	604,109	668,523	743,072	743,072

CITY OF KINGSVILLE
 CITY MANAGER'S BUDGET
 AS OF: Comm Adopted 9/16/13

001-General Fund
 170 Solid Waste Managmnt

REVENUES	2010-2011 ACTUAL	2011-2012 ACTUAL	(----- 2012-2013 -----)			(----- 2013-2014 -----)	
			CURRENT BUDGET	Y-T-D + ENCUMBERED	EXPECTED ANNUAL TOTAL	CITY MANAGER PROPOSED	COMMISSION ADOPTED
Grants & Transfers							
Utility Services							
4-170-811.00 Landfill Fees	297,260	342,462	317,000	306,936	333,343	334,343	334,343
4-170-812.00 Garbage Fees	2,581,598	2,682,628	2,640,371	2,568,209	2,681,495	2,689,539	2,689,539
4-170-817.00 Penalty Fee on Garbage Fe	29,242	29,306	29,242	28,586	29,494	29,582	29,582
4-170-890.00 Solid Waste Miscellaneous	2,705	4,086	3,000	4,145	3,887	3,898	3,898
SUBTOTAL - Utility Services	2,910,804	3,058,483	2,989,613	2,907,876	3,048,219	3,057,362	3,057,362
Interest & Other							
4-170-910.00 Solid Waste Metal Revenue	3,174	7,725	8,208	602	2,855	2,863	2,863
4-170-912.00 Recycling Revenue	19,059	13,891	12,500	12,786	19,218	19,275	19,275
4-170-990.00 Miscellaneous Income	0	0	0	261	261	261	261
SUBTOTAL - Interest & Other	22,233	21,616	20,708	13,649	22,334	22,399	22,399
TOTAL REVENUE - 170 Solid Waste Manag	2,933,037	3,080,099	3,010,321	2,921,525	3,070,553	3,079,761	3,079,761

001-General Fund
170 Solid Waste Managmnt

	2010-2011 ACTUAL	2011-2012 ACTUAL	(----- 2012-2013 -----) CURRENT BUDGET	(----- 2012-2013 -----) Y-T-D + ENCUMBERED	(----- 2012-2013 -----) EXPECTED ANNUAL TOTAL	(----- 2013-2014 -----) CITY MANAGER PROPOSED	(----- 2013-2014 -----) COMMISSION ADOPTED
Admin - Recycling Center							
<u>Personnel Services</u>							
5-170.1-111.00 Salaries & Wages	19,005	19,713	20,669	19,488	21,047	21,725	21,725
5-170.1-112.00 Overtime	560	752	1,205	510	1,205	1,205	1,205
5-170.1-114.00 Retirement - TMRS	2,303	2,382	2,448	2,163	2,425	2,566	2,566
5-170.1-115.00 FICA	1,472	1,504	1,674	1,605	1,658	1,755	1,755
5-170.1-116.00 Group Health Insurance	4,793	5,427	5,427	4,868	6,120	5,427	5,427
5-170.1-117.00 Workers' Compensation	860	886	1,094	958	1,078	1,147	1,147
5-170.1-118.00 Unemployment Compensation	72	261	488	9	21	261	261
5-170.1-123.00 Life Insurance	39	36	44	43	49	51	51
SUBTOTAL Personnel Services	29,105	30,961	33,049	29,644	33,603	34,137	34,137
<u>Supplies</u>							
5-170.1-211.00 Supplies	493	603	725	379	725	855	855
5-170.1-212.00 Uniforms & Personal Wea	0	166	55	56	56	75	75
5-170.1-215.00 Motor Gas & Oil	34	427	588	0	0	400	400
5-170.1-217.00 Minor Eq/ofc Furniture	451	248	700	0	0	250	250
5-170.1-224.00 Medical Supplies	0	0	50	0	0	0	0
SUBTOTAL Supplies	979	1,444	2,118	435	781	1,580	1,580
<u>Services</u>							
5-170.1-311.00 Communications	1,669	1,974	1,800	1,495	2,184	1,800	1,800
5-170.1-314.00 Professional Services	838	21	0	0	0	0	0
5-170.1-315.00 Printing & Publishing	0	0	0	0	0	200	200
5-170.1-316.00 Training & Travel	83	83	500	282	350	300	300
5-170.1-321.00 State Fees	0	79	0	0	0	0	0
5-170.1-323.00 Utilities	3,631	3,239	3,323	2,189	3,323	3,323	3,323
5-170.1-324.00 Laundry	247	247	500	228	235	500	500
SUBTOTAL Services	6,467	5,643	6,123	4,195	6,092	6,123	6,123
<u>Repairs</u>							
5-170.1-411.00 Vehicle/Machinery Maint	698	269	1,500	531	1,000	1,500	1,500
5-170.1-414.00 Equipment Maintenance	788	352	0	0	0	0	0
SUBTOTAL Repairs	1,486	621	1,500	531	1,000	1,500	1,500
<u>Maintenance</u>							
5-170.1-511.00 Building Maintenance	2,082	3,841	1,000	855	1,000	1,000	1,000
5-170.1-591.00 Perm Grounds & Fixtures	0	5,467	0	0	0	0	0
SUBTOTAL Maintenance	2,082	9,308	1,000	855	1,000	1,000	1,000

CITY OF KINGSVILLE
CITY MANAGER'S BUDGET
AS OF: Comm Adopted 9/17/13

001-General Fund
170 Solid Waste Managmnt

	2010-2011 ACTUAL	2011-2012 ACTUAL	(----- 2012-2013 -----) CURRENT BUDGET	(----- 2012-2013 -----) Y-T-D + ENCUMBERED	(----- 2012-2013 -----) EXPECTED ANNUAL TOTAL	(----- 2013-2014 -----) CITY MANAGER PROPOSED	(----- 2013-2014 -----) COMMISSION ADOPTED
<u>Capital Outlay</u>							
DIVISION TOTAL- Admin - Recycling Cente	40,119	47,977	43,790	35,660	42,476	44,340	44,340

001-General Fund
 170 Solid Waste Managmnt

	2010-2011 ACTUAL	2011-2012 ACTUAL	(----- 2012-2013 -----) CURRENT BUDGET	(----- 2012-2013 -----) Y-T-D + ENCUMBERED	(----- 2012-2013 -----) EXPECTED ANNUAL TOTAL	(----- 2013-2014 -----) CITY MANAGER PROPOSED	(----- 2013-2014 -----) COMMISSION ADOPTED
Sanitation Collection							
Personnel Services							
5-170.2-111.00 Salaries & wages	446,030	419,744	487,793	449,366	474,822	495,140	495,140
5-170.2-112.00 Overtime	10,101	12,197	7,762	8,087	8,401	7,762	7,762
5-170.2-114.00 Retirement - TMRS	53,746	49,629	55,453	49,281	56,390	56,275	56,275
5-170.2-115.00 FICA	33,481	31,052	37,910	35,871	37,270	38,472	38,472
5-170.2-116.00 Group Health Insurance	140,250	154,462	138,661	115,690	147,126	149,270	149,270
5-170.2-117.00 Workers' Compensation	19,076	17,301	30,836	20,542	23,537	31,293	31,293
5-170.2-118.00 Unemployment Compensation	1,224	5,060	8,284	591	890	4,437	4,437
5-170.2-122.00 Certification Pay	668	59	0	0	0	0	0
5-170.2-123.00 Life Insurance	921	764	1,015	969	1,032	1,141	1,141
SUBTOTAL Personnel Services	705,498	690,268	767,714	680,397	749,468	783,790	783,790
Supplies							
5-170.2-211.00 Supplies	1,937	1,491	1,600	1,575	1,600	2,100	2,100
5-170.2-212.00 Uniforms & Personal Wea	1,426	633	2,200	1,339	1,400	1,900	1,900
5-170.2-214.00 Chemicals	423	136	1,500	0	1,500	1,500	1,500
5-170.2-215.00 Motor Gas & oil	137,971	152,963	161,463	133,672	161,463	172,766	172,766
5-170.2-217.00 Minor Eq/Ofc Furniture	691	5,794	2,875	804	3,000	1,500	1,500
5-170.2-220.00 Rollouts & Dumpsters	0	0	5,525	10,710	5,355	0	0
5-170.2-224.00 Medical Supplies	7	9	50	0	50	50	50
5-170.2-226.00 Computers & Associated	0	279	2,600	933	1,300	1,365	1,365
SUBTOTAL Supplies	142,455	161,305	177,813	149,034	175,668	181,181	181,181
Services							
5-170.2-311.00 Communications	1,175	1,862	1,850	1,998	2,226	1,850	1,850
5-170.2-313.00 Postage & Freight	0	0	150	24	75	150	150
5-170.2-314.00 Professional Services	163	0	0	0	0	0	0
5-170.2-314.20 Prfsrv-Rehrig Software	13,500	14,700	17,700	8,200	12,500	12,500	12,500
5-170.2-314.25 Prof. Services-GPS	0	727	4,368	4,487	4,500	4,368	4,368
5-170.2-315.00 Printing & Publishing	0	240	750	0	350	750	750
5-170.2-316.00 Training & Travel	732	1,635	2,500	2,089	2,500	2,500	2,500
5-170.2-317.00 Memberships & Dues	0	0	250	0	0	250	250
5-170.2-319.10 Catering-Employee Appre	0	0	325	100	200	325	325
5-170.2-324.00 Laundry	3,887	3,534	4,500	3,972	4,100	4,500	4,500
SUBTOTAL Services	19,457	22,698	32,393	20,869	26,451	27,193	27,193
Repairs							
5-170.2-411.00 Vehicle/Machinery Maint	86,056	159,923	165,073	161,388	155,000	165,073	165,073
5-170.2-414.00 Equipment Maintenance	0	28	1,000	16	500	1,000	1,000
5-170.2-416.00 Maint - Rollouts & Dump	15,635	4,879	10,000	8,222	10,000	10,000	10,000
SUBTOTAL Repairs	101,691	164,830	176,073	169,626	165,500	176,073	176,073

CITY OF KINGSVILLE
 CITY MANAGER'S BUDGET
 AS OF: Comm Adopted 9/17/13

001-General Fund
 170 Solid Waste Managmnt

	2010-2011 ACTUAL	2011-2012 ACTUAL	(----- 2012-2013 -----) CURRENT BUDGET	(----- 2012-2013 -----) Y-T-D + ENCUMBERED	(----- 2012-2013 -----) EXPECTED ANNUAL TOTAL	(----- 2013-2014 -----) CITY MANAGER PROPOSED	(----- 2013-2014 -----) COMMISSION ADOPTED
<u>Maintenance</u>							
5-170.2-591.00 Grounds & Perm Fixtures	0	0	0	0	0	5,000	5,000
SUBTOTAL Maintenance	0	0	0	0	0	5,000	5,000
<u>Capital Outlay</u>							
<u>Prior Yr Adjustments</u>							
5-170.2-950.00 Bad Debt	31,167	12,282	31,167	0	12,283	12,283	12,283
SUBTOTAL Prior Yr Adjustments	31,167	12,282	31,167	0	12,283	12,283	12,283
DIVISION TOTAL- Sanitation Collection	1,000,268	1,051,384	1,185,160	1,019,926	1,129,370	1,185,520	1,185,520

001-General Fund
170 Solid Waste Managmnt

	2010-2011 ACTUAL	2011-2012 ACTUAL	(----- 2012-2013 -----)		(----- 2013-2014 -----)		
			CURRENT BUDGET	Y-T-D + ENCUMBERED	EXPECTED ANNUAL TOTAL	CITY MANAGER PROPOSED	COMMISSION ADOPTED
Landfill							
<u>Personnel Services</u>							
5-170.3-111.00 Salaries & Wages	209,532	197,183	226,526	191,082	205,249	243,295	243,295
5-170.3-112.00 Overtime	2,818	5,062	15,791	14,286	16,723	6,791	6,791
5-170.3-114.00 Retirement - TMRS	23,839	22,393	25,568	21,718	27,152	28,099	28,099
5-170.3-115.00 FICA	15,746	14,576	18,385	16,161	17,681	19,210	19,210
5-170.3-116.00 Group Health Insurance	65,361	69,332	84,891	52,769	70,969	79,708	79,708
5-170.3-117.00 Workers' Compensation	9,415	8,779	12,019	9,746	11,400	12,559	12,559
5-170.3-118.00 Unemployment Compensation	751	2,592	4,386	520	650	2,349	2,349
5-170.3-122.00 Certification Pay	499	0	800	785	750	1,021	1,021
5-170.3-123.00 Life Insurance	429	323	465	386	446	565	565
SUBTOTAL Personnel Services	328,391	320,241	388,831	307,453	351,020	393,597	393,597
<u>Supplies</u>							
5-170.3-211.00 Supplies	1,650	2,345	2,000	2,205	2,000	2,000	2,000
5-170.3-212.00 Uniforms & Personal Wea	150	272	1,600	340	1,600	1,200	1,200
5-170.3-214.00 Chemicals	1,016	41	300	21	279	300	300
5-170.3-215.00 Motor Gas & Oil	117,314	108,566	119,272	95,461	116,072	127,621	127,621
5-170.3-217.00 Minor Eq/Ofc Furniture	3,091	3,236	6,400	10,477	5,600	7,000	7,000
5-170.3-224.00 Medical Supplies	20	0	25	0	25	25	25
5-170.3-226.00 Computers & Associated	286	982	1,000	220	1,000	2,500	2,500
SUBTOTAL Supplies	123,527	115,441	130,597	108,723	126,576	140,646	140,646
<u>Services</u>							
5-170.3-311.00 Communications	2,662	3,561	4,700	2,142	3,000	4,700	4,700
5-170.3-314.00 Professional Services	96,784	114,360	100,357	53,612	100,000	70,000	70,000
5-170.3-314.25 Prof. Services-GPS	0	104	950	623	950	936	936
5-170.3-316.00 Training & Travel	36	3,157	2,000	1,932	2,000	2,000	2,000
5-170.3-317.00 Memberships & Dues	201	203	300	0	100	300	300
5-170.3-318.00 Equipment Rent	0	4,179	17,000	12,434	17,000	17,000	17,000
5-170.3-321.00 State Fees	38,895	30,092	61,567	51,566	51,566	55,000	55,000
5-170.3-321.10 State Fees-TCEQ Penalty	80,625	0	0	0	0	0	0
5-170.3-323.00 Utilities	5,732	5,338	5,121	4,873	5,121	5,121	5,121
5-170.3-324.00 Laundry	2,447	2,050	2,516	1,687	2,000	2,516	2,516
SUBTOTAL Services	227,381	163,044	194,511	128,869	181,737	157,573	157,573
<u>Repairs</u>							
5-170.3-411.00 Vehicle/Machinery Maint	17,933	28,783	86,577	77,893	76,478	30,000	30,000
5-170.3-414.00 Equipment Maintenance	843	1,785	3,500	3,096	3,500	3,500	3,500
SUBTOTAL Repairs	18,776	30,569	90,077	80,989	79,978	33,500	33,500

001-General Fund
 170 Solid Waste Managmnt

	2010-2011 ACTUAL	2011-2012 ACTUAL	(----- 2012-2013 -----) CURRENT BUDGET	(----- 2012-2013 -----) Y-T-D + ENCUMBERED	(----- 2012-2013 -----) EXPECTED ANNUAL TOTAL	(----- 2013-2014 -----) CITY MANAGER PROPOSED	(----- 2013-2014 -----) COMMISSION ADOPTED
<u>Maintenance</u>							
5-170.3-511.00 Building Maintenance	365	346	2,817	2,853	2,816	2,500	2,500
5-170.3-591.00 Grounds & Perm Fixtures	13,877	5,711	19,055	15,922	18,700	19,000	19,000
SUBTOTAL Maintenance	14,242	6,057	21,872	18,775	21,516	21,500	21,500
<u>Operating Lease</u>							
5-170.3-641.00 Operating Lease	0	0	66,000	65,242	66,000	66,000	66,000
SUBTOTAL Operating Lease	0	0	66,000	65,242	66,000	66,000	66,000
<u>Capital Outlay</u>							
5-170.3-712.00 Equipment	0	0	7,959	7,959	7,959	0	0
SUBTOTAL Capital Outlay	0	0	7,959	7,959	7,959	0	0
<u>Prior Yr Adjustments</u>							
5-170.3-950.00 Bad Debt	0	0	2,256	0	2,256	2,456	2,456
SUBTOTAL Prior Yr Adjustments	0	0	2,256	0	2,256	2,456	2,456
DIVISION TOTAL- Landfill	712,318	635,351	902,103	718,010	837,042	815,272	815,272
DEPARTMENT TOTAL - 170 Solid Waste Mana	1,752,705	1,734,712	2,131,053	1,773,596	2,008,888	2,045,132	2,045,132

001-General Fund
 180 Finance

REVENUES	2010-2011 ACTUAL	2011-2012 ACTUAL	2012-2013			2013-2014	
			CURRENT BUDGET	Y-T-D + ENCUMBERED	EXPECTED ANNUAL TOTAL	CITY MANAGER PROPOSED	COMMISSION ADOPTED
<u>Advalorem Taxes</u>							
4-180-111.10 Current Taxes-Real Proper	4,170,497	4,211,839	4,467,366	4,416,017	4,434,101	4,531,326	4,531,326
4-180-121.10 Delinquent Taxes-Real Pro	124,914	138,156	127,232	111,480	125,000	125,000	125,000
4-180-130.10 Penalty and Interest	50,500	97,707	84,941	92,450	97,376	97,376	97,376
4-180-131.10 Late Rendition Penalty	4,834	4,775	4,747	4,663	4,803	4,803	4,803
4-180-132.10 Misc Property Tax	981	0	0	0	0	0	0
4-180-140.10 In Lieu of Tax Pymnts-Cel	100,000	100,000	0	100,000	100,000	100,000	100,000
4-180-140.15 In Lieu of Tax Pymnts-Hsn	13,813	16,879	17,000	0	16,879	16,879	16,879
SUBTOTAL - Advalorem Taxes	4,465,538	4,569,356	4,701,286	4,724,609	4,778,159	4,875,384	4,875,384
<u>Non-Property Taxes</u>							
4-180-211.10 City Sales Tax	4,582,312	4,204,521	4,395,019	4,002,852	4,360,835	4,360,835	4,360,835
4-180-211.20 Mixed Drink Tax	41,238	41,281	41,238	33,231	43,095	43,095	43,095
4-180-211.30 Bingo Tax	5,143	4,422	5,143	3,618	3,915	4,422	4,422
4-180-222.10 Electric Franchise	705,852	718,866	705,852	562,472	721,413	745,609	745,609
4-180-222.20 Telephone Franchise	125,400	116,438	125,400	82,939	113,254	120,919	120,919
4-180-222.30 Gas Franchise	65,499	61,161	65,499	52,622	61,727	63,330	63,330
4-180-222.40 Television Franchise	84,419	80,994	84,419	50,390	78,495	85,685	85,685
SUBTOTAL - Non-Property Taxes	5,609,863	5,227,683	5,422,570	4,788,124	5,382,734	5,423,895	5,423,895
<u>Fines</u>							
4-180-411.10 Court Fines	348,511	439,248	605,000	523,750	560,575	605,000	605,000
4-180-411.15 Warrants	44,783	61,024	81,847	72,502	70,615	87,615	87,615
4-180-411.20 Minor Fines	183	108	129	450	396	500	500
4-180-411.30 State Service Fee	12,949	15,793	22,381	15,942	22,381	23,981	23,981
4-180-411.70 Omni Local Fee	0	0	0	1,388	1,216	5,216	5,216
4-180-411.80 JFCI and Civil Justice Fe	1,379	1,738	2,290	1,902	1,928	2,024	2,024
4-180-411.85 Payment Plan Service Fees	10,597	13,310	16,620	17,090	17,178	18,895	18,895
4-180-411.95 City Court Costs	2,210	2,450	3,413	344	344	0	0
4-180-430.00 MC - Fees for Returned Ch	25	0	0	0	0	0	0
SUBTOTAL - Fines	420,636	533,670	731,680	633,369	674,633	743,231	743,231
<u>Grants & Transfers</u>							
<u>Interest & Other</u>							
4-180-914.00 Discount Revenue Sales Ta	1,195	1,233	1,251	1,132	1,244	1,251	1,251
SUBTOTAL - Interest & Other	1,195	1,233	1,251	1,132	1,244	1,251	1,251
TOTAL REVENUE - 180 Finance	10,497,232	10,331,942	10,856,787	10,147,234	10,836,770	11,043,761	11,043,761

001-General Fund
180 Finance

	2010-2011 ACTUAL	2011-2012 ACTUAL	(----- 2012-2013 -----) CURRENT BUDGET	(----- 2012-2013 -----) Y-T-D + ENCUMBERED	(----- 2012-2013 -----) EXPECTED ANNUAL TOTAL	(----- 2013-2014 -----) CITY MANAGER PROPOSED	(----- 2013-2014 -----) COMMISSION ADOPTED
<u>Finance Admin.</u>							
<u>Personnel Services</u>							
5-180.1-111.00 Salaries & Wages	213,701	230,553	269,987	244,312	262,265	287,616	287,616
5-180.1-112.00 Overtime	1,279	1,396	1,493	1,558	1,723	1,493	1,493
5-180.1-114.00 Retirement - TMRS	24,035	27,004	30,379	26,513	29,757	32,352	32,352
5-180.1-115.00 FICA	15,700	16,637	20,769	19,382	19,887	22,117	22,117
5-180.1-116.00 Group Health Insurance	46,665	63,670	63,673	44,641	54,130	58,484	58,484
5-180.1-117.00 Workers' Compensation	461	490	660	570	640	703	703
5-180.1-118.00 Unemployment Compensation	432	1,716	2,924	415	541	1,566	1,566
5-180.1-123.00 Life Insurance	364	362	488	472	483	598	598
SUBTOTAL Personnel Services	302,639	341,828	390,373	337,863	369,426	404,929	404,929
<u>Supplies</u>							
5-180.1-211.00 Supplies	4,497	6,308	6,100	6,648	6,100	5,500	5,500
5-180.1-217.00 Minor Eq/Ofc Furniture	3,363	2,683	1,200	518	1,200	1,200	1,200
5-180.1-226.00 Computers & Associated	7,463	1,807	2,000	11	2,000	2,000	2,000
SUBTOTAL Supplies	15,323	10,798	9,300	7,177	9,300	8,700	8,700
<u>Services</u>							
5-180.1-311.00 Communications	403	1,094	1,080	1,015	1,080	1,080	1,080
5-180.1-314.00 Professional Services	774	535	2,100	435	2,100	2,100	2,100
5-180.1-314.70 Prof Svcs - Audit Servi	42,810	43,746	45,000	45,000	45,000	45,000	45,000
5-180.1-315.00 Printing & Publishing	2,896	2,289	4,494	448	4,494	4,494	4,494
5-180.1-316.00 Training & Travel	5,386	7,721	7,500	5,157	8,500	6,500	6,500
5-180.1-317.00 Memberships & Dues	1,300	665	1,300	440	1,300	1,300	1,300
5-180.1-331.00 Subscriptions	345	414	945	0	945	945	945
SUBTOTAL Services	53,914	56,464	62,419	52,495	63,419	61,419	61,419
<u>Repairs</u>							
<u>Operating Lease</u>							
<u>Capital Outlay</u>							
DIVISION TOTAL- Finance Admin.	371,876	409,090	462,092	397,536	442,145	475,048	475,048

CITY OF KINGSVILLE
 CITY MANAGER'S BUDGET
 AS OF: Comm Adopted 9/17/13

001-General Fund
 180 Finance

	2010-2011 ACTUAL	2011-2012 ACTUAL	(-----) 2012-2013 CURRENT BUDGET	(-----) 2012-2013 Y-T-D + ENCUMBERED	(-----) 2012-2013 EXPECTED ANNUAL TOTAL	(-----) 2013-2014 CITY MANAGER PROPOSED	(-----) 2013-2014 COMMISSION ADOPTED
<u>Municipal Court</u>							
<u>Personnel Services</u>							
5-180.3-111.00 Salaries & wages	88,465	108,717	127,993	117,041	128,268	139,282	139,282
5-180.3-112.00 Overtime	75	1,460	1,224	1,332	1,339	2,000	2,000
5-180.3-114.00 Retirement - TMRS	8,792	11,675	14,460	12,202	13,674	15,810	15,810
5-180.3-115.00 FICA	6,622	8,028	9,885	9,614	10,058	10,809	10,809
5-180.3-116.00 Group Health Insurance	14,066	26,647	21,585	14,605	18,360	18,992	18,992
5-180.3-117.00 Workers' Compensation	191	232	314	276	315	344	344
5-180.3-118.00 Unemployment Compensation	288	1,460	2,193	202	276	1,175	1,175
5-180.3-123.00 Life Insurance	154	174	265	240	249	324	324
SUBTOTAL Personnel Services	118,652	158,394	177,919	155,511	172,539	188,736	188,736
<u>Supplies</u>							
5-180.3-211.00 Supplies	1,268	1,733	4,037	2,586	4,037	4,324	4,324
5-180.3-217.00 Minor Eq/Ofc Furniture	382	1,106	790	686	790	1,000	1,000
5-180.3-226.00 Computers & Associated	0	30	510	133	500	500	500
SUBTOTAL supplies	1,649	2,870	5,337	3,405	5,327	5,824	5,824
<u>Services</u>							
5-180.3-311.00 Communications	0	0	0	41	0	0	0
5-180.3-314.00 Professional Services	0	2,055	380	365	380	380	380
5-180.3-315.00 Printing & Publishing	0	569	2,650	2,031	2,650	1,700	1,700
5-180.3-316.00 Training & Travel	859	994	2,360	2,129	2,360	2,700	2,700
5-180.3-331.00 Subscriptions	0	36	38	36	38	140	140
SUBTOTAL Services	859	3,654	5,428	4,602	5,428	4,920	4,920
<u>Repairs</u>							
<u>Capital Outlay</u>							
DIVISION TOTAL- Municipal Court	121,161	164,917	188,684	163,518	183,294	199,480	199,480

001-General Fund
 180 Finance

	2010-2011 ACTUAL	2011-2012 ACTUAL	(----- 2012-2013 -----)		(----- 2013-2014 -----)		
			CURRENT BUDGET	Y-T-D + ENCUMBERED	EXPECTED ANNUAL TOTAL	CITY MANAGER PROPOSED	COMMISSION ADOPTED
<u>Warrant Enforcement</u>							
<u>Personnel Services</u>							
5-180.4-111.00 Salaries & Wages	0	30,181	39,678	37,407	40,656	39,674	39,674
5-180.4-112.00 Overtime	0	2,545	1,770	2,716	3,937	4,000	4,000
5-180.4-113.00 Longevity	0	277	336	380	408	504	504
5-180.4-114.00 Retirement - TMRS	0	4,237	4,881	5,134	5,951	4,984	4,984
5-180.4-115.00 FICA	0	2,407	3,224	3,787	4,398	3,408	3,408
5-180.4-116.00 Group Health Insurance	0	10,613	10,609	8,095	10,133	10,609	10,609
5-180.4-117.00 workers' Compensation	0	625	848	895	1,036	1,014	1,014
5-180.4-118.00 Unemployment Compensati	0	261	488	9	32	261	261
5-180.4-122.00 Certification Pay	0	285	361	338	370	361	361
5-180.4-123.00 Life Insurance	0	65	81	81	88	93	93
SUBTOTAL Personnel Services	0	51,496	62,276	58,843	67,009	64,908	64,908
<u>Supplies</u>							
5-180.4-211.00 Supplies	0	0	200	200	200	200	200
5-180.4-212.00 Uniforms & Personal Wea	0	0	500	0	500	500	500
5-180.4-215.00 Motor Gas & Oil	0	0	3,000	2,965	3,894	4,167	4,167
5-180.4-226.00 Computers & Associated	0	0	3,500	3,313	3,500	3,500	3,500
SUBTOTAL Supplies	0	0	7,200	6,478	8,094	8,367	8,367
<u>Services</u>							
5-180.4-311.00 Communications	0	0	1,000	511	1,000	1,000	1,000
5-180.4-315.00 Printing & Publishing	0	72	300	0	300	300	300
5-180.4-316.00 Training & Travel	0	0	1,500	1,039	1,500	1,500	1,500
SUBTOTAL Services	0	72	2,800	1,550	2,800	2,800	2,800
<u>Repairs</u>							
5-180.4-411.00 Vehicle/Machinery Maint	0	0	1,500	471	1,500	1,500	1,500
SUBTOTAL Repairs	0	0	1,500	471	1,500	1,500	1,500
DIVISION TOTAL- Warrant Enforcement	0	51,568	73,776	67,342	79,403	77,575	77,575
DEPARTMENT TOTAL - 180 Finance	493,036	625,575	724,552	628,396	704,842	752,103	752,103

CITY OF KINGSVILLE
 CITY MANAGER'S BUDGET
 AS OF: Comm Adopted 9/16/13

001-General Fund
 190 Purchasing/IT

REVENUES	2010-2011 ACTUAL	2011-2012 ACTUAL	(----- 2012-2013 -----)			(----- 2013-2014 -----)	
			CURRENT BUDGET	Y-T-D + ENCUMBERED	EXPECTED ANNUAL TOTAL	CITY MANAGER PROPOSED	COMMISSION ADOPTED
<u>Interest & Other</u>							
4-190-920.00 Auction Revenue	85,147	23,036	91,402	91,558	91,558	90,000	90,000
SUBTOTAL - Interest & Other	85,147	23,036	91,402	91,558	91,558	90,000	90,000
TOTAL REVENUE - 190 Purchasing/IT	85,147	23,036	91,402	91,558	91,558	90,000	90,000

001-General Fund
 190 Purchasing/IT

	2010-2011 ACTUAL	2011-2012 ACTUAL	(-----) 2012-2013 CURRENT BUDGET	(-----) 2012-2013 Y-T-D + ENCUMBERED	(-----) 2012-2013 EXPECTED ANNUAL TOTAL	(-----) 2013-2014 CITY MANAGER PROPOSED	(-----) 2013-2014 COMMISSION ADOPTED
Purchasing							
<u>Personnel Services</u>							
5-190.1-111.00 Salaries & Wages	83,801	75,890	94,181	88,220	95,035	97,601	97,601
5-190.1-112.00 Overtime	26	382	155	805	776	1,500	1,500
5-190.1-114.00 Retirement - TMRS	9,291	8,842	10,557	10,008	11,212	11,090	11,090
5-190.1-115.00 FICA	6,376	5,624	7,217	7,438	7,670	7,582	7,582
5-190.1-116.00 Group Health Insurance	18,612	12,058	10,853	12,103	15,113	16,035	16,035
5-190.1-117.00 Workers' Compensation	180	163	230	215	238	241	241
5-190.1-118.00 Unemployment Compensation	279	783	975	18	60	522	522
5-190.1-120.00 Car Allowance	0	771	3,600	3,383	3,660	3,600	3,600
5-190.1-123.00 Life Insurance	128	129	183	175	187	207	207
SUBTOTAL Personnel Services	118,692	104,642	127,951	122,365	133,951	138,378	138,378
<u>Supplies</u>							
5-190.1-211.00 Supplies	1,151	1,517	4,165	1,233	4,165	4,200	4,200
5-190.1-212.00 Uniforms & Personal Wea	0	0	35	35	35	0	0
5-190.1-217.00 Minor Eq/Ofc Furniture	322	3,744	2,400	2,009	2,400	200	200
5-190.1-226.00 Computers & Associated	2,829	4,260	1,500	1,194	1,500	1,500	1,500
SUBTOTAL Supplies	4,302	9,522	8,100	4,471	8,100	5,900	5,900
<u>Services</u>							
5-190.1-311.00 Communications	421	640	1,500	2,153	2,394	2,000	2,000
5-190.1-314.00 Professional Services	0	0	0	437	0	0	0
5-190.1-315.00 Printing & Publishing	821	1,805	2,300	2,002	2,300	2,300	2,300
5-190.1-316.00 Training & Travel	1,155	2,304	8,000	1,967	8,000	9,700	9,700
5-190.1-317.00 Memberships & Dues	190	325	500	430	500	500	500
5-190.1-331.00 Subscriptions	0	90	1,000	0	1,000	1,000	1,000
SUBTOTAL Services	2,587	5,164	13,300	6,989	14,194	15,500	15,500
<u>Repairs</u>							
<u>Capital Outlay</u>							
DIVISION TOTAL- Purchasing	125,581	119,329	149,351	133,825	156,245	159,778	159,778

001-General Fund
190 Purchasing/IT

	2010-2011 ACTUAL	2011-2012 ACTUAL	(----- 2012-2013 -----) CURRENT BUDGET	(----- 2012-2013 -----) Y-T-D + ENCUMBERED	(----- 2012-2013 -----) EXPECTED ANNUAL TOTAL	(----- 2013-2014 -----) CITY MANAGER PROPOSED	(----- 2013-2014 -----) COMMISSION ADOPTED
<u>Computer Operations</u>							
<u>Personnel Services</u>							
5-190.2-111.00 Salaries & Wages	27,824	35,769	42,224	39,674	42,922	44,146	44,146
5-190.2-114.00 Retirement - TMRS	3,267	4,253	4,725	4,658	5,247	4,940	4,940
5-190.2-115.00 FICA	2,094	2,692	3,231	3,474	3,603	3,378	3,378
5-190.2-116.00 Group Health Insurance	9,306	6,017	5,427	4,868	6,120	5,427	5,427
5-190.2-117.00 workers' Compensation	60	77	103	100	118	108	108
5-190.2-118.00 Unemployment Compensation	114	261	488	9	32	261	261
5-190.2-120.00 Car Allowance	0	771	3,600	3,383	3,600	3,600	3,600
5-190.2-123.00 Life Insurance	57	65	87	87	87	102	102
SUBTOTAL Personnel Services	42,721	49,906	59,885	56,253	61,789	61,962	61,962
<u>Supplies</u>							
5-190.2-211.00 Supplies	95	366	1,000	63	1,000	1,000	1,000
5-190.2-217.00 Minor Eq/Ofc Furniture	495	547	5,000	2,724	5,000	5,000	5,000
5-190.2-226.00 Computers & Associated	9,352	36,489	35,000	32,563	35,000	35,000	35,000
SUBTOTAL Supplies	9,942	37,402	41,000	35,351	41,000	41,000	41,000
<u>Services</u>							
5-190.2-311.00 Communications	3,958	2,265	3,200	12,060	11,476	6,000	6,000
5-190.2-314.00 Professional Services	11,751	8,950	32,980	6,355	32,980	18,000	18,000
5-190.2-314.10 ProfSrv-Sftware/Incode	34,305	41,425	95,310	91,576	95,310	100,810	100,810
5-190.2-315.00 Printing & Publishing	0	45	200	0	160	200	200
5-190.2-316.00 Training & Travel	359	6,290	6,000	6,010	6,003	6,000	6,000
5-190.2-317.00 Memberships & Dues	0	0	0	0	40	0	0
5-190.2-331.00 Subscriptions	0	3,883	8,045	3,867	8,045	8,045	8,045
SUBTOTAL Services	50,373	62,859	145,735	119,867	154,014	139,055	139,055
<u>Repairs</u>							
5-190.2-414.00 Equipment Maintenance	0	0	5,000	0	0	2,200	2,200
SUBTOTAL Repairs	0	0	5,000	0	0	2,200	2,200
<u>Operating Lease</u>							
<u>Capital Outlay</u>							
5-190.2-726.00 Computers & Assoc Eq	13,833	0	0	0	0	0	0
SUBTOTAL Capital Outlay	13,833	0	0	0	0	0	0
DIVISION TOTAL- Computer Operations	116,870	150,167	251,620	211,471	256,803	244,217	244,217
DEPARTMENT TOTAL - 190 Purchasing/IT	242,451	269,496	400,971	345,296	413,048	403,995	403,995

CITY OF KINGSVILLE
 CITY MANAGER'S BUDGET
 AS OF: Comm Adopted 9/16/13

001-General Fund
 210 Police

REVENUES	2010-2011 ACTUAL	2011-2012 ACTUAL	2012-2013			2013-2014	
			CURRENT BUDGET	Y-T-D + ENCUMBERED	EXPECTED ANNUAL TOTAL	CITY MANAGER PROPOSED	COMMISSION ADOPTED
<u>General Services Fees</u>							
4-210-566.15 Arrest Fees	1,310	1,703	1,720	15,275	15,715	16,500	16,500
4-210-566.20 Police Accident Reports	3,179	3,267	3,179	2,812	2,608	2,738	2,738
SUBTOTAL - General Services Fees	4,489	4,970	4,899	18,087	18,323	19,238	19,238
<u>Grants & Transfers</u>							
<u>Interest & Other</u>							
4-210-990.00 Miscellaneous Income	1,113	1,490	1,045	917	1,045	1,045	1,045
SUBTOTAL - Interest & Other	1,113	1,490	1,045	917	1,045	1,045	1,045
TOTAL REVENUE - 210 Police	5,602	6,460	5,944	19,005	19,368	20,283	20,283

001-General Fund
 210 Police

	2010-2011 ACTUAL	2011-2012 ACTUAL	(-----) 2012-2013 CURRENT BUDGET	(-----) 2012-2013 Y-T-D + ENCUMBERED	(-----) 2012-2013 EXPECTED ANNUAL TOTAL	(-----) 2013-2014 CITY MANAGER PROPOSED	(-----) 2013-2014 COMMISSION ADOPTED
Administration							
Personnel Services							
5-210.1-111.00 Salaries & Wages	153,171	170,882	204,702	187,172	202,483	208,034	208,034
5-210.1-112.00 Overtime	545	245	4,358	1,971	3,358	4,358	4,358
5-210.1-113.00 Longevity	1,504	1,121	0	774	841	924	924
5-210.1-114.00 Retirement - TMRS	18,480	20,263	23,495	21,200	23,774	24,041	24,041
5-210.1-115.00 FICA	11,705	12,793	16,062	15,401	15,878	16,436	16,436
5-210.1-116.00 Group Health Insurance	23,375	26,647	37,263	26,190	32,892	32,077	32,077
5-210.1-117.00 Workers' Compensation	2,498	2,720	3,231	2,779	3,114	3,367	3,367
5-210.1-118.00 Unemployment Compensation	216	783	1,950	124	214	1,044	1,044
5-210.1-121.00 Clothing Allowance	903	732	901	846	914	901	901
5-210.1-122.00 Certification Pay	905	760	0	586	634	624	624
5-210.1-123.00 Life Insurance	275	223	374	352	364	419	419
SUBTOTAL Personnel Services	213,576	237,168	292,336	257,396	284,466	292,225	292,225
Supplies							
5-210.1-211.00 Supplies	2,293	1,677	2,196	1,738	2,139	2,328	2,328
5-210.1-215.00 Motor Gas & Oil	4,967	3,227	3,955	2,930	3,955	4,232	4,232
5-210.1-217.00 Minor Eq/Ofc Furniture	40	162	119	386	150	119	119
5-210.1-226.00 Computers & Associated	205	0	89	2,543	2,359	0	0
SUBTOTAL Supplies	7,506	5,066	6,359	7,596	8,603	6,679	6,679
Services							
5-210.1-314.00 Professional Services	1,531	1,793	3,802	4,286	4,300	3,802	3,802
5-210.1-315.00 Printing & Publishing	0	0	43	0	0	0	0
5-210.1-316.00 Training & Travel	2,030	1,935	3,718	2,944	3,718	4,780	4,780
5-210.1-317.00 Memberships & Dues	679	883	1,033	707	1,000	1,033	1,033
5-210.1-319.00 Catering	1,447	1,955	1,596	1,525	1,546	1,596	1,596
5-210.1-325.00 Medical Treatment	900	2,900	1,300	0	600	1,300	1,300
SUBTOTAL Services	6,587	9,466	11,492	9,463	11,164	12,511	12,511
Repairs							
5-210.1-411.00 Vehicle/Machinery Maint	2,008	1,054	1,400	1,171	1,300	1,400	1,400
SUBTOTAL Repairs	2,008	1,054	1,400	1,171	1,300	1,400	1,400
Capital Outlay							
DIVISION TOTAL- Administration	229,677	252,754	311,587	275,626	305,533	312,815	312,815

001-General Fund
210 Police

	2010-2011 ACTUAL	2011-2012 ACTUAL	(----- 2012-2013 -----) CURRENT BUDGET	(----- 2012-2013 -----) Y-T-D + ENCUMBERED	(----- 2012-2013 -----) EXPECTED ANNUAL TOTAL	(----- 2013-2014 -----) CITY MANAGER PROPOSED	(----- 2013-2014 -----) COMMISSION ADOPTED
Patrol							
Personnel Services							
5-210.2-111.00 Salaries & Wages	1,157,800	1,255,191	1,298,137	1,222,136	1,334,552	1,265,177	1,265,177
5-210.2-112.00 Overtime	44,240	48,732	89,352	66,392	61,279	89,352	89,352
5-210.2-113.00 Longevity	15,860	10,202	11,568	9,130	10,093	11,376	11,376
5-210.2-114.00 Retirement - TMRS	155,813	168,251	168,482	156,769	178,085	165,743	165,743
5-210.2-115.00 FICA	98,665	103,814	115,182	115,604	120,294	113,310	113,310
5-210.2-116.00 Group Health Insurance	238,867	281,157	267,688	222,486	280,910	261,543	261,543
5-210.2-117.00 Workers' Compensation	26,987	23,976	32,760	27,705	31,377	32,922	32,922
5-210.2-118.00 Unemployment Compensation	2,277	9,467	16,080	521	1,252	8,352	8,352
5-210.2-119.00 Educational Incentive	8,003	8,808	6,001	9,228	9,710	11,401	11,401
5-210.2-122.00 Certification Pay	10,932	14,440	15,590	17,866	19,594	18,865	18,865
5-210.2-123.00 Life Insurance	2,285	1,639	2,652	2,526	2,654	2,892	2,892
SUBTOTAL Personnel Services	1,761,730	1,925,677	2,023,492	1,850,363	2,049,800	1,980,933	1,980,933
Supplies							
5-210.2-211.00 Supplies	4,556	2,514	5,000	2,561	4,400	5,000	5,000
5-210.2-212.00 Uniforms & Personal Wea	5,834	8,179	19,000	12,548	18,000	19,000	19,000
5-210.2-215.00 Motor Gas & Oil	100,500	97,071	102,812	101,744	115,455	115,000	115,000
5-210.2-217.00 Minor Eq/Ofc Furniture	3,737	2,302	4,756	6,494	4,756	4,800	4,800
5-210.2-219.00 Animal Care	2,285	2,093	4,000	3,079	2,900	4,000	4,000
5-210.2-225.00 Educational Supplies	0	594	0	0	0	0	0
5-210.2-226.00 Computers & Associated	0	65	2,000	149	1,300	2,000	2,000
SUBTOTAL Supplies	116,912	112,819	137,568	126,574	146,811	149,800	149,800
Services							
5-210.2-314.00 Professional Services	1,795	1,636	2,500	785	1,400	2,500	2,500
5-210.2-315.00 Printing & Publishing	815	1,344	2,500	100	2,000	2,500	2,500
5-210.2-316.00 Training & Travel	13,078	21,537	36,500	886	12,000	25,000	25,000
5-210.2-319.00 Catering	0	24	0	0	0	0	0
5-210.2-324.00 Laundry	2,855	2,667	7,000	7,000	7,000	7,000	7,000
5-210.2-340.00 Jail Contract Expense	164,250	164,700	164,250	136,800	164,250	164,250	164,250
SUBTOTAL Services	182,793	191,908	212,750	145,571	186,650	201,250	201,250
Repairs							
5-210.2-411.00 Vehicle/Machinery Maint	43,249	35,563	52,000	35,561	51,000	52,000	52,000
5-210.2-414.00 Equipment Maintenance	0	603	5,500	4,945	5,400	5,000	5,000
SUBTOTAL Repairs	43,249	36,166	57,500	40,506	56,400	57,000	57,000
Capital Outlay							
DIVISION TOTAL- Patrol	2,104,683	2,266,569	2,431,310	2,163,014	2,439,661	2,388,983	2,388,983

001-General Fund
210 Police

	2010-2011 ACTUAL	2011-2012 ACTUAL	2012-2013			2013-2014	
			CURRENT BUDGET	Y-T-D + ENCUMBERED	EXPECTED ANNUAL TOTAL	CITY MANAGER PROPOSED	COMMISSION ADOPTED
Communications							
Personnel Services							
5-210.3-111.00 Salaries & Wages	344,207	317,897	365,136	313,704	340,060	393,907	393,907
5-210.3-112.00 overtime	32,263	42,087	32,634	35,484	41,594	32,634	32,634
5-210.3-113.00 Longevity	1,964	915	1,020	1,177	1,250	1,482	1,482
5-210.3-114.00 Retirement - TMRS	44,871	42,342	44,994	37,988	43,234	48,266	48,266
5-210.3-115.00 FICA	28,240	26,719	30,760	28,020	29,363	32,997	32,997
5-210.3-116.00 Group Health Insurance	80,070	91,276	96,459	75,083	92,656	91,276	91,276
5-210.3-117.00 Workers' Compensation	1,713	1,660	2,765	1,671	1,904	2,751	2,751
5-210.3-118.00 Unemployment Compensation	1,042	3,931	6,335	545	785	3,654	3,654
5-210.3-119.00 Educational Incentive	851	1,207	1,201	1,128	1,216	1,201	1,201
5-210.3-121.00 Clothing Allowance	868	905	901	846	914	901	901
5-210.3-122.00 Certification Pay	746	1,029	1,201	1,169	1,272	1,200	1,200
5-210.3-123.00 Life Insurance	689	609	750	696	727	904	904
SUBTOTAL Personnel Services	537,523	530,577	584,156	497,511	554,975	611,173	611,173
Supplies							
5-210.3-211.00 Supplies	3,052	1,562	3,187	1,182	2,000	5,215	5,215
5-210.3-212.00 Uniforms & Personal Wea	1,576	252	1,824	1,813	1,813	1,825	1,825
5-210.3-215.00 Motor Gas & Oil	1,267	919	750	803	1,232	1,318	1,318
5-210.3-217.00 Minor Eq/Ofc Furniture	35	1,092	3,015	2,990	2,000	1,800	1,800
5-210.3-226.00 Computers & Associated	319	583	1,950	325	1,500	1,950	1,950
SUBTOTAL Supplies	6,249	4,408	10,726	7,114	8,545	12,108	12,108
Services							
5-210.3-311.00 Communications	62,825	68,499	66,029	61,164	61,029	66,029	66,029
5-210.3-314.00 Professional Services	15,668	51,691	58,190	2,283	53,190	58,190	58,190
5-210.3-315.00 Printing & Publishing	32	0	300	245	300	300	300
5-210.3-316.00 Training & Travel	1,241	586	3,136	679	2,400	1,500	1,500
5-210.3-317.00 Memberships & Dues	35	0	900	35	600	900	900
5-210.3-318.00 Equipment Rent	101	0	0	0	0	0	0
5-210.3-324.00 Laundry	632	615	2,369	2,369	2,369	2,369	2,369
5-210.3-331.00 Subscriptions	0	0	0	360	360	360	360
SUBTOTAL Services	80,534	121,391	130,924	67,136	120,248	129,648	129,648
Repairs							
5-210.3-411.00 Vehicle/Machinery Maint	235	0	1,374	15	1,300	1,374	1,374
5-210.3-414.00 Equipment Maintenance	0	0	2,000	1,657	1,800	2,000	2,000
SUBTOTAL Repairs	235	0	3,374	1,671	3,100	3,374	3,374

CITY OF KINGSVILLE
 CITY MANAGER'S BUDGET
 AS OF: Comm Adopted 9/17/13

001-General Fund
 210 Police

	2010-2011 ACTUAL	2011-2012 ACTUAL	(----- 2012-2013 -----) CURRENT BUDGET	(----- 2012-2013 -----) Y-T-D + ENCUMBERED	(----- 2012-2013 -----) EXPECTED ANNUAL TOTAL	(----- 2013-2014 -----) CITY MANAGER PROPOSED	(----- 2013-2014 -----) COMMISSION ADOPTED
<u>Operating Lease</u>							
5-210.3-641.00 Operating Lease	7,551	6,971	9,000	9,330	9,000	9,000	9,000
SUBTOTAL Operating Lease	7,551	6,971	9,000	9,330	9,000	9,000	9,000
<u>Capital Outlay</u>							
DIVISION TOTAL- Communications	632,093	663,346	738,180	582,763	695,868	765,303	765,303

001-General Fund
 210 Police

	2010-2011 ACTUAL	2011-2012 ACTUAL	(-----) 2012-2013 CURRENT BUDGET	(-----) 2012-2013 Y-T-D + ENCUMBERED	(-----) 2012-2013 EXPECTED ANNUAL TOTAL	(-----) 2013-2014 CITY MANAGER PROPOSED	(-----) 2013-2014 COMMISSION ADOPTED
<u>Crim Investigation Div</u>							
<u>Personnel Services</u>							
5-210.4-111.00 Salaries & wages	576,467	519,711	562,819	522,916	549,269	598,569	598,569
5-210.4-112.00 Overtime	5,070	1,183	5,143	14,749	11,944	5,143	5,143
5-210.4-113.00 Longevity	15,188	7,712	8,809	6,358	6,748	8,346	8,346
5-210.4-114.00 Retirement - TMRS	75,308	65,097	69,155	64,162	69,659	73,397	73,397
5-210.4-115.00 FICA	47,185	40,412	47,277	46,658	46,421	50,178	50,178
5-210.4-116.00 Group Health Insurance	121,635	127,816	112,028	80,102	100,501	117,450	117,450
5-210.4-117.00 Workers' Compensation	12,847	10,119	13,542	11,582	12,643	14,398	14,398
5-210.4-118.00 Unemployment Compensati	1,070	3,654	6,822	126	434	3,915	3,915
5-210.4-119.00 Educational Incentive	4,622	4,661	4,801	4,560	4,812	5,401	5,401
5-210.4-121.00 Clothing Allowance	8,815	8,021	8,102	7,459	7,805	9,002	9,002
5-210.4-122.00 Certification Pay	5,339	6,370	8,330	6,677	6,551	9,457	9,457
5-210.4-123.00 Life Insurance	1,168	948	1,156	1,083	1,105	1,378	1,378
SUBTOTAL Personnel Services	874,713	795,703	847,984	766,430	817,892	896,634	896,634
<u>Supplies</u>							
5-210.4-211.00 Supplies	4,065	2,570	3,731	1,408	2,950	4,236	4,236
5-210.4-212.00 Uniforms & Personal wea	0	2,173	1,700	1,670	1,700	1,700	1,700
5-210.4-215.00 Motor Gas & Oil	7,992	15,589	18,153	17,051	20,267	21,686	21,686
5-210.4-217.00 Minor Eq/Dfc Furniture	453	2,718	1,068	1,165	1,144	868	868
5-210.4-226.00 Computers & Associated	0	296	200	0	196	200	200
SUBTOTAL Supplies	12,509	23,346	24,852	21,294	26,257	28,690	28,690
<u>Services</u>							
5-210.4-314.00 Professional Services	0	0	246	246	246	0	0
5-210.4-315.00 Printing & Publishing	783	323	646	646	646	341	341
5-210.4-316.00 Training & Travel	6,337	5,541	13,000	4,474	7,500	7,500	7,500
5-210.4-324.00 Laundry	3,622	2,920	4,000	4,000	4,000	4,000	4,000
5-210.4-325.00 Medical Treatment	(5,400)	5,400	10,000	1,800	8,000	10,000	10,000
SUBTOTAL Services	5,342	14,184	27,892	11,166	20,392	21,841	21,841
<u>Repairs</u>							
5-210.4-411.00 Vehicle/Machinery Maint	7,497	10,264	13,700	5,571	7,500	13,700	13,700
5-210.4-414.00 Equipment Maintenance	0	174	0	0	0	0	0
SUBTOTAL Repairs	7,497	10,438	13,700	5,571	7,500	13,700	13,700
<u>Operating Lease</u>							
5-210.4-641.00 Operating Lease	3,334	6,245	11,000	6,043	11,000	11,000	11,000
SUBTOTAL Operating Lease	3,334	6,245	11,000	6,043	11,000	11,000	11,000

CITY OF KINGSVILLE
 CITY MANAGER'S BUDGET
 AS OF: Comm Adopted 9/17/13

001-General Fund
 210 Police

	2010-2011 ACTUAL	2011-2012 ACTUAL	(----- 2012-2013 -----) CURRENT BUDGET	(----- 2012-2013 -----) Y-T-D + ENCUMBERED	(----- 2012-2013 -----) EXPECTED ANNUAL TOTAL	(----- 2013-2014 -----) CITY MANAGER PROPOSED	(----- 2013-2014 -----) COMMISSION ADOPTED
<u>Capital Outlay</u>							
DIVISION TOTAL- Crim Investigation Div	903,395	849,915	925,428	810,504	883,041	971,865	971,865

001-General Fund
210 Police

	2010-2011 ACTUAL	2011-2012 ACTUAL	(----- 2012-2013 -----) CURRENT BUDGET	Y-T-D + ENCUMBERED	EXPECTED ANNUAL TOTAL	(----- 2013-2014 -----) CITY MANAGER PROPOSED	COMMISSION ADOPTED
<u>Community Services</u>							
<u>Personnel Services</u>							
5-210.5-111.00 Salaries & wages	77,625	78,446	79,270	74,232	80,173	79,265	79,265
5-210.5-112.00 Overtime	3,721	625	625	5,345	1,800	625	625
5-210.5-113.00 Longevity	1,170	931	1,057	1,192	1,281	1,476	1,476
5-210.5-114.00 Retirement - TMRS	10,529	12,136	9,914	10,228	11,308	10,001	10,001
5-210.5-115.00 FICA	7,373	7,686	6,778	7,534	7,453	6,837	6,837
5-210.5-116.00 Group Health Insurance	21,059	21,225	21,225	18,335	22,983	21,225	21,225
5-210.5-117.00 Workers' Compensation	1,607	1,512	2,018	1,583	1,789	2,036	2,036
5-210.5-118.00 Unemployment Compensati	144	522	975	18	63	522	522
5-210.5-119.00 Educational Incentive	264	603	601	564	608	601	601
5-210.5-122.00 Certification Pay	1,767	2,059	2,040	2,255	2,444	2,400	2,400
5-210.5-123.00 Life Insurance	159	140	162	163	174	183	183
SUBTOTAL Personnel Services	125,417	125,886	124,665	121,450	130,076	125,171	125,171
<u>Supplies</u>							
5-210.5-211.00 Supplies	0	648	500	223	450	500	500
5-210.5-212.00 Uniforms & Personal wea	150	18	203	66	203	203	203
5-210.5-215.00 Motor Gas & oil	12,957	3,787	6,134	2,918	6,134	6,134	6,134
5-210.5-217.00 Minor Eq/Ofc Furniture	0	0	44	44	44	0	0
5-210.5-218.00 Guns & Ammunition	6,613	7,367	7,430	10,963	10,963	7,430	7,430
SUBTOTAL Supplies	19,720	11,819	14,311	14,214	17,794	14,267	14,267
<u>Services</u>							
5-210.5-316.00 Training & Travel	613	1,884	1,447	882	1,400	1,500	1,500
5-210.5-323.00 Utilities	41,660	43,397	40,879	38,446	47,142	50,000	50,000
SUBTOTAL Services	42,273	45,281	42,326	39,328	48,542	51,500	51,500
<u>Repairs</u>							
5-210.5-411.00 Vehicle/Machinery Maint	603	1,305	1,550	786	1,450	1,550	1,550
5-210.5-414.00 Equipment Maintenance	101	223	5,500	34	5,500	5,500	5,500
SUBTOTAL Repairs	704	1,528	7,050	820	6,950	7,050	7,050
<u>Maintenance</u>							
5-210.5-511.00 Building Maintenance	26,736	29,948	62,358	47,230	47,500	45,000	45,000
SUBTOTAL Maintenance	26,736	29,948	62,358	47,230	47,500	45,000	45,000
<u>Capital Outlay</u>							
DIVISION TOTAL- Community Services	214,851	214,463	250,710	223,042	250,862	242,988	242,988
DEPARTMENT TOTAL - 210 Police	4,084,700	4,247,047	4,657,215	4,054,949	4,574,965	4,681,954	4,681,954

CITY OF KINGSVILLE
 CITY MANAGER'S BUDGET
 AS OF: Comm Adopted 9/16/13

001-General Fund
 220 Fire

REVENUES	2010-2011 ACTUAL	2011-2012 ACTUAL	2012-2013			2013-2014	
			CURRENT BUDGET	Y-T-D + ENCUMBERED	EXPECTED ANNUAL TOTAL	CITY MANAGER PROPOSED	COMMISSION ADOPTED
<u>General Services Fees</u>							
4-220-566.30 Fire Reports	28	8	41	1,362	84	0	0
4-220-566.50 Fire Service	0	31,195	23,396	0	0	0	0
4-220-570.10 Ambulance Service-Interme	489,314	537,670	578,029	407,421	611,113	635,558	635,558
SUBTOTAL - General Services Fees	489,342	568,873	601,466	408,783	611,197	635,558	635,558
<u>Grants & Transfers</u>							
<u>Interest & Other</u>							
TOTAL REVENUE - 220 Fire	489,342	568,873	601,466	408,783	611,197	635,558	635,558

001-General Fund
220 Fire

	2010-2011 ACTUAL	2011-2012 ACTUAL	2012-2013			2013-2014	
			CURRENT BUDGET	Y-T-D + ENCUMBERED	EXPECTED ANNUAL TOTAL	CITY MANAGER PROPOSED	COMMISSION ADOPTED
<u>Personnel Services</u>							
5-220.0-111.00 Salaries & Wages	1,208,702	1,204,572	1,355,111	1,202,808	1,297,072	1,392,240	1,392,240
5-220.0-112.00 Overtime	158,014	220,936	184,538	175,452	185,000	215,000	215,000
5-220.0-112.20 Overtime-FLSA Contract	48,665	49,833	57,162	55,477	61,745	57,162	57,162
5-220.0-112.50 Overtime-Holiday Buy Ba	70,613	82,506	91,307	73,606	66,637	91,307	91,307
5-220.0-113.00 Longevity	14,672	15,773	17,376	15,630	16,874	18,519	18,519
5-220.0-114.00 Retirement - TMRS	166,275	172,646	176,776	157,306	178,231	189,168	189,168
5-220.0-114.20 Retirement TMRS - FLSA	5,732	5,801	7,180	6,089	6,950	6,397	6,397
5-220.0-114.50 Retirement TMRS-Holiday	8,345	9,584	11,169	7,675	7,498	10,218	10,218
5-220.0-115.00 FICA	105,074	108,448	115,853	114,815	119,620	129,324	129,324
5-220.0-115.20 FICA - FLSA	3,604	3,634	4,909	4,332	4,616	4,373	4,373
5-220.0-115.50 FICA - Holiday Buy Back	5,232	5,972	7,636	6,173	7,636	6,985	6,985
5-220.0-116.00 Group Health Insurance	275,328	308,681	313,871	225,523	286,329	308,684	308,684
5-220.0-117.00 Workers' Compensation	23,005	22,853	25,864	24,913	28,049	26,452	26,452
5-220.0-118.00 Unemployment Compensati	2,472	8,296	12,580	832	1,549	8,613	8,613
5-220.0-119.00 Educational Incentive	602	1,289	1,201	1,332	1,421	1,201	1,201
5-220.0-122.00 Certification Pay	30,482	40,432	45,543	56,703	61,660	63,544	63,544
5-220.0-123.00 Life Insurance	2,534	2,193	2,792	2,689	2,804	3,153	3,153
SUBTOTAL Personnel Services	2,129,352	2,263,450	2,430,868	2,131,355	2,333,691	2,532,340	2,532,340
<u>Supplies</u>							
5-220.0-211.00 Supplies	19,359	14,631	20,150	8,589	20,150	18,020	18,020
5-220.0-212.00 Uniforms & Personal Wea	20,751	18,141	22,000	29,311	22,000	64,413	64,413
5-220.0-214.00 Chemicals	8,484	7,427	3,847	1,438	3,847	4,938	4,938
5-220.0-215.00 Motor Gas & Oil	37,849	24,865	31,989	22,286	31,989	34,228	34,228
5-220.0-217.00 Minor Eq/ofc Furniture	35,005	40,433	35,564	22,551	35,564	58,556	58,556
5-220.0-218.00 Guns & Ammunition	0	0	0	70	0	0	0
5-220.0-224.00 Medical Supplies	45,593	62,151	54,499	56,922	54,499	63,275	63,275
5-220.0-226.00 Computers & Associated	9,804	6,627	10,482	4,271	10,482	20,968	20,968
SUBTOTAL Supplies	176,844	174,275	178,531	145,437	178,531	264,398	264,398
<u>Services</u>							
5-220.0-311.00 Communications	23,656	24,302	21,653	22,467	21,633	31,732	31,732
5-220.0-313.00 Postage & Freight	0	0	0	21	21	200	200
5-220.0-314.00 Professional Services	26,933	17,900	20,460	13,668	20,460	12,000	12,000
5-220.0-314.50 Prof Srv-Amb - Intermed	31,787	20,707	29,435	36,366	52,374	44,489	44,489
5-220.0-315.00 Printing & Publishing	433	626	1,000	49	1,000	1,000	1,000
5-220.0-316.00 Training & Travel	31,963	33,211	29,078	24,988	29,078	54,465	54,465
5-220.0-317.00 Memberships & Dues	400	250	1,458	1,375	1,458	1,750	1,750
5-220.0-318.00 Equipment Rent	10,714	5,023	6,400	3,049	6,400	5,460	5,460
5-220.0-319.00 Catering	2,461	2,828	2,700	3,027	2,700	2,500	2,500
5-220.0-323.00 Utilities	27,604	27,615	28,061	21,521	28,061	29,132	29,132
5-220.0-324.00 Laundry	6,572	6,496	9,000	8,834	9,000	7,000	7,000
5-220.0-325.00 Medical Treatment	600	475	1,325	325	1,325	1,950	1,950
5-220.0-331.00 Subscriptions	0	0	47	47	47	71	71
SUBTOTAL Services	163,123	139,434	150,617	135,737	173,557	191,749	191,749

CITY OF KINGSVILLE
 CITY MANAGER'S BUDGET
 AS OF: Comm Adopted 9/17/13

001-General Fund
 220 Fire

	2010-2011 ACTUAL	2011-2012 ACTUAL	(----- 2012-2013 -----) CURRENT BUDGET	(----- 2012-2013 -----) Y-T-D + ENCUMBERED	(----- 2012-2013 -----) EXPECTED ANNUAL TOTAL	(----- 2013-2014 -----) CITY MANAGER PROPOSED	(----- 2013-2014 -----) COMMISSION ADOPTED
<u>Repairs</u>							
5-220.0-411.00 Vehicle/Machinery Maint	27,759	21,284	20,450	29,186	20,450	46,575	46,575
5-220.0-414.00 Equipment Maintenance	457	3,201	20,538	17,015	20,538	17,056	17,056
SUBTOTAL Repairs	28,216	24,485	40,988	46,201	40,988	63,631	63,631
<u>Maintenance</u>							
5-220.0-511.00 Building Maintenance	36,162	24,819	30,350	29,838	30,350	22,970	22,970
SUBTOTAL Maintenance	36,162	24,819	30,350	29,838	30,350	22,970	22,970
<u>Operating Lease</u>							
5-220.0-641.00 Operating Lease	30,734	34,142	35,235	33,996	35,235	35,235	35,235
SUBTOTAL Operating Lease	30,734	34,142	35,235	33,996	35,235	35,235	35,235
<u>Capital Outlay</u>							
5-220.0-713.00 Building	5,885	0	0	0	0	0	0
SUBTOTAL Capital Outlay	5,885	0	0	0	0	0	0
<u>Prior Yr Adjustments</u>							
5-220.0-950.00 Bad Debt	0	0	9,718	0	4,943	5,141	5,141
SUBTOTAL Prior Yr Adjustments	0	0	9,718	0	4,943	5,141	5,141
DIVISION TOTAL-	2,570,317	2,660,605	2,876,307	2,522,564	2,797,295	3,115,464	3,115,464
DEPARTMENT TOTAL - 220 Fire	2,570,317	2,660,605	2,876,307	2,522,564	2,797,295	3,115,464	3,115,464

001-General Fund
 225 Volunteer Fire

	2010-2011 ACTUAL	2011-2012 ACTUAL	(----- 2012-2013 -----) CURRENT BUDGET	(----- 2012-2013 -----) Y-T-D + ENCUMBERED	(----- 2012-2013 -----) EXPECTED ANNUAL TOTAL	(----- 2013-2014 -----) CITY MANAGER PROPOSED	(----- 2013-2014 -----) COMMISSION ADOPTED
Personnel Services							
5-225.0-111.00 Salaries & Wages	0	0	5,000	2,670	2,700	5,075	5,075
5-225.0-115.00 FICA	0	0	500	204	500	1,184	1,184
5-225.0-118.00 Unemployment Compensati	0	0	0	2	0	261	261
5-225.0-176.00 Volun-Workers' Comp	996	871	1,200	623	1,432	1,201	1,201
5-225.0-177.00 Volun-Retirement	8,636	10,388	10,400	6,312	6,312	10,400	10,400
SUBTOTAL Personnel Services	9,631	11,259	17,100	9,811	10,944	18,121	18,121
Supplies							
5-225.0-211.00 Supplies	0	2,632	4,850	728	5,000	5,000	5,000
5-225.0-212.00 Uniforms & Personal Wea	0	26,299	34,000	18,376	26,000	26,000	26,000
5-225.0-215.00 Motor Gas & Oil	148	253	329	130	329	529	529
5-225.0-217.00 Minor Eq/Ofc Furniture	0	18,279	3,000	4,566	3,000	3,000	3,000
5-225.0-224.00 Medical Supplies	0	0	500	26,676	500	1,500	1,500
SUBTOTAL Supplies	148	47,463	42,679	50,476	34,829	36,029	36,029
Services							
5-225.0-311.00 Communications	0	8,384	20,000	13,828	8,000	8,000	8,000
5-225.0-313.00 Postage & Freight	0	99	150	21	150	600	600
5-225.0-314.00 ProfServices-Fire Calls	0	3,027	5,300	1,540	3,000	0	0
5-225.0-314.70 Prof Svcs - Audit Servi	0	2,000	0	0	0	0	0
5-225.0-316.00 Training & Travel	0	5,756	9,000	6,844	9,000	10,000	10,000
5-225.0-317.00 Memberships & Dues	0	10	1,200	1,027	1,200	1,200	1,200
5-225.0-318.00 Equipment Rent	0	1,686	2,600	489	2,600	2,600	2,600
5-225.0-323.00 Utilities	3,357	7,078	4,970	4,048	4,970	4,986	4,986
5-225.0-325.00 Medical Treatment	0	0	1,000	0	1,000	1,000	1,000
5-225.0-329.00 Volunteer Fire	77,647	15,144	0	4,741	5,000	5,000	5,000
SUBTOTAL Services	81,004	43,184	44,220	32,538	34,920	33,386	33,386
Repairs							
5-225.0-411.00 Vehicle/Machinery Maint	0	4,409	3,000	4,340	6,000	6,000	6,000
5-225.0-414.00 Equipment Maintenance	0	0	0	1,192	1,000	0	0
SUBTOTAL Repairs	0	4,409	3,000	5,532	7,000	6,000	6,000
Maintenance							
5-225.0-511.00 Building Maintenance	8,266	11,869	10,850	13,452	14,000	9,850	9,850
SUBTOTAL Maintenance	8,266	11,869	10,850	13,452	14,000	9,850	9,850

CITY OF KINGSVILLE
 CITY MANAGER'S BUDGET
 AS OF: Comm Adopted 9/17/13

001-General Fund
 225 Volunteer Fire

	2010-2011 ACTUAL	2011-2012 ACTUAL	(----- 2012-2013 -----) CURRENT BUDGET	(----- 2012-2013 -----) Y-T-D + ENCUMBERED	(----- 2012-2013 -----) EXPECTED ANNUAL TOTAL	(----- 2013-2014 -----) CITY MANAGER PROPOSED	(----- 2013-2014 -----) COMMISSION ADOPTED
<u>Capital Outlay</u>							
5-225.0-713.00 Building	31,050	0	0	0	0	0	0
SUBTOTAL Capital Outlay	<u>31,050</u>	<u>0</u>	<u>0</u>	<u>0</u>	<u>0</u>	<u>0</u>	<u>0</u>
DIVISION TOTAL-	130,099	118,184	117,849	111,809	101,693	103,386	103,386
DEPARTMENT TOTAL - 225 Volunteer Fire	130,099	118,184	117,849	111,809	101,693	103,386	103,386

CITY OF KINGSVILLE
 CITY MANAGER'S BUDGET
 AS OF: Comm Adopted 9/17/13

001-General Fund
 300 Public Works Admn-GF

	2010-2011 ACTUAL	2011-2012 ACTUAL	2012-2013			2013-2014	
			CURRENT BUDGET	Y-T-D + ENCUMBERED	EXPECTED ANNUAL TOTAL	CITY MANAGER PROPOSED	COMMISSION ADOPTED
Public works Admin-GF							
<u>Personnel Services</u>							
5-300.0-111.00 Salaries & Wages	38,532	39,088	43,586	41,387	45,648	44,652	44,652
5-300.0-112.00 Overtime	146	97	67	109	104	67	67
5-300.0-114.00 Retirement - TMRS	4,766	4,772	5,087	4,674	5,363	5,206	5,206
5-300.0-115.00 FICA	2,947	2,919	3,478	3,368	3,511	3,559	3,559
5-300.0-116.00 Group Health Insurance	9,309	10,613	10,613	7,648	10,249	8,020	8,020
5-300.0-117.00 Workers' Compensation	87	87	111	101	117	113	113
5-300.0-118.00 Unemployment Compensation	72	261	488	9	28	261	261
5-300.0-120.00 Car Allowance	1,805	1,810	1,801	1,691	1,826	1,800	1,800
5-300.0-123.00 Life Insurance	80	71	91	88	88	102	102
SUBTOTAL Personnel Services	57,744	59,718	65,322	59,075	66,934	63,780	63,780
<u>Supplies</u>							
5-300.0-211.00 Supplies	572	628	815	526	815	815	815
5-300.0-212.00 Uniforms & Personal wear	0	10	50	0	50	50	50
5-300.0-217.00 Minor Eq/Ofc Furniture	101	191	200	144	200	900	900
5-300.0-224.00 Medical Supplies	0	0	20	0	20	20	20
5-300.0-226.00 Computers & Associated	503	1,272	1,000	796	1,000	950	950
SUBTOTAL Supplies	1,176	2,101	2,085	1,466	2,085	2,735	2,735
<u>Services</u>							
5-300.0-311.00 Communications	502	884	1,000	894	1,000	1,000	1,000
5-300.0-314.00 Professional Services	5,250	153	900	163	900	900	900
5-300.0-315.00 Printing & Publishing	65	28	50	34	50	50	50
5-300.0-316.00 Training & Travel	297	1,283	1,500	618	1,500	1,500	1,500
5-300.0-317.00 Memberships & Dues	5	6	100	25	100	100	100
5-300.0-318.00 Equipment Rent	66	11	0	0	0	0	0
5-300.0-319.00 Catering	0	481	600	429	600	600	600
5-300.0-324.00 Laundry	213	213	200	197	200	200	200
5-300.0-331.00 Subscriptions	24	24	50	0	50	0	0
SUBTOTAL Services	6,422	3,084	4,400	2,360	4,400	4,350	4,350
<u>Maintenance</u>							
5-300.0-511.00 Building Maintenance	0	6,600	7,200	7,200	7,200	7,800	7,800
SUBTOTAL Maintenance	0	6,600	7,200	7,200	7,200	7,800	7,800
DIVISION TOTAL - Public Works Admin-GF	65,342	71,503	79,007	70,101	80,619	78,665	78,665
DEPARTMENT TOTAL - 300 Public works Adm	65,342	71,503	79,007	70,101	80,619	78,665	78,665

001-General Fund
301 Engineering

	2010-2011 ACTUAL	2011-2012 ACTUAL	(----- 2012-2013 -----) CURRENT BUDGET	(----- 2012-2013 -----) Y-T-D + ENCUMBERED	(----- 2012-2013 -----) EXPECTED ANNUAL TOTAL	(----- 2013-2014 -----) CITY MANAGER PROPOSED	(----- 2013-2014 -----) COMMISSION ADOPTED
<u>Engineering</u>							
<u>Personnel Services</u>							
5-301.0-111.00 Salaries & Wages	62,271	64,369	81,252	71,329	74,683	85,092	85,092
5-301.0-112.00 Overtime	0	26	0	23	23	0	0
5-301.0-114.00 Retirement - TMRS	5,025	5,286	7,333	6,317	6,881	7,639	7,639
5-301.0-115.00 FICA	4,792	4,863	6,372	5,866	5,977	6,648	6,648
5-301.0-116.00 Group Health Insurance	4,655	5,371	10,613	6,620	7,246	8,020	8,020
5-301.0-117.00 Workers' Compensation	260	264	382	322	350	399	399
5-301.0-118.00 Unemployment Compensation	210	621	1,219	86	111	653	653
5-301.0-120.00 Car Allowance	1,805	1,810	1,801	1,622	1,688	1,800	1,800
5-301.0-123.00 Life Insurance	61	54	103	93	87	117	117
SUBTOTAL Personnel Services	79,080	82,664	109,075	92,277	97,046	110,368	110,368
<u>Supplies</u>							
5-301.0-211.00 Supplies	672	779	750	938	900	750	750
5-301.0-212.00 Uniforms & Personal Wea	0	68	100	72	100	200	200
5-301.0-215.00 Motor Gas & Oil	627	914	975	525	975	1,044	1,044
5-301.0-217.00 Minor Eq/Ofc Furniture	306	883	950	452	950	950	950
5-301.0-224.00 Medical Supplies	0	14	25	0	25	25	25
5-301.0-225.00 Educational Materials	0	0	42	42	42	100	100
5-301.0-226.00 Computers & Associated	41	229	500	205	500	500	500
SUBTOTAL Supplies	1,646	2,887	3,342	2,233	3,492	3,569	3,569
<u>Services</u>							
5-301.0-311.00 Communications	527	338	750	284	750	1,050	1,050
5-301.0-313.00 Postage & Freight	0	0	26	5	20	26	26
5-301.0-314.00 Professional Services	737	460	958	305	1,000	1,000	1,000
5-301.0-314.25 Prof. Services-GPS	0	78	546	52	546	546	546
5-301.0-315.00 Printing & Publishing	38	123	250	180	250	250	250
5-301.0-316.00 Training & Travel	1,494	1,591	1,441	1,139	1,441	3,000	3,000
5-301.0-317.00 Memberships & Dues	160	474	434	218	434	500	500
5-301.0-318.00 Equipment Rent	0	0	0	0	500	500	500
SUBTOTAL Services	2,956	3,065	4,405	2,183	4,941	6,872	6,872
<u>Repairs</u>							
5-301.0-411.00 Vehicle/Machinery Maint	394	413	500	351	500	500	500
5-301.0-414.00 Equipment Maintenance	0	0	16	0	16	20	20
SUBTOTAL Repairs	394	413	516	351	516	520	520
<u>Capital Outlay</u>							
DIVISION TOTAL - Engineering	84,076	89,028	117,338	97,044	105,995	121,329	121,329
DEPARTMENT TOTAL - 301 Engineering	84,076	89,028	117,338	97,044	105,995	121,329	121,329

001-General Fund
 302 Service Center

	2010-2011 ACTUAL	2011-2012 ACTUAL	(----- 2012-2013 -----) CURRENT BUDGET	(----- 2012-2013 -----) Y-T-D + ENCUMBERED	(----- 2012-2013 -----) EXPECTED ANNUAL TOTAL	(----- 2013-2014 -----) CITY MANAGER PROPOSED	(----- 2013-2014 -----) COMMISSION ADOPTED
<u>Supplies</u>							
5-302.0-211.00 Supplies	2,985	2,645	3,250	2,305	3,250	3,250	3,250
5-302.0-212.00 Uniforms & Personal Wea	0	0	249	28	249	250	250
5-302.0-214.00 Chemicals	365	0	400	0	350	1,400	1,400
5-302.0-217.00 Minor Eq/Ofc Furniture	1,010	64	2,601	959	2,600	1,275	1,275
5-302.0-226.00 Computers & Associated	402	0	350	0	0	350	350
SUBTOTAL Supplies	4,761	2,709	6,850	3,291	6,449	6,525	6,525
<u>Services</u>							
5-302.0-311.00 Communications	2,657	2,193	2,450	2,296	2,450	2,450	2,450
5-302.0-314.00 Professional Services	3,445	4,787	1,300	1,200	1,200	1,200	1,200
5-302.0-318.00 Equipment Rent	1,831	1,980	0	0	0	0	0
5-302.0-323.00 Utilities	25,863	27,093	27,591	21,970	27,591	29,260	29,260
SUBTOTAL Services	33,796	36,054	31,341	25,466	31,241	32,910	32,910
<u>Repairs</u>							
5-302.0-414.00 Equipment Maintenance	3,832	2,664	2,500	1,868	2,700	2,700	2,700
SUBTOTAL Repairs	3,832	2,664	2,500	1,868	2,700	2,700	2,700
<u>Maintenance</u>							
5-302.0-511.00 Building Maintenance	4,531	6,243	8,120	18,039	15,500	15,305	15,305
SUBTOTAL Maintenance	4,531	6,243	8,120	18,039	15,500	15,305	15,305
<u>Operating Lease</u>							
5-302.0-641.00 Operating Lease	0	0	3,000	1,980	3,000	3,000	3,000
SUBTOTAL Operating Lease	0	0	3,000	1,980	3,000	3,000	3,000
<u>Capital Outlay</u>							
5-302.0-712.00 Equipment	16,183	31,656	0	0	4,101	0	0
SUBTOTAL Capital Outlay	16,183	31,656	0	0	4,101	0	0
DIVISION TOTAL-	63,102	79,325	51,811	50,644	62,991	60,440	60,440
DEPARTMENT TOTAL - 302 Service Center	63,102	79,325	51,811	50,644	62,991	60,440	60,440

001-General Fund
303 Garage

	2010-2011 ACTUAL	2011-2012 ACTUAL	(-----) 2012-2013 CURRENT BUDGET	Y-T-D + ENCUMBERED	EXPECTED ANNUAL TOTAL	(-----) 2013-2014 CITY MANAGER PROPOSED	COMMISSION ADOPTED
Personnel Services							
5-303.0-111.00 Salaries & Wages	182,412	187,632	232,993	209,771	228,290	238,967	238,967
5-303.0-112.00 Overtime	3,327	9,198	10,909	9,791	10,909	10,909	10,909
5-303.0-114.00 Retirement - TMRS	21,866	22,726	26,767	23,841	26,599	27,962	27,962
5-303.0-115.00 FICA	13,491	14,047	18,299	17,166	17,651	19,116	19,116
5-303.0-116.00 Group Health Insurance	61,328	74,451	84,887	60,716	77,501	79,701	79,701
5-303.0-117.00 Workers' Compensation	4,596	5,664	6,695	6,912	7,707	6,994	6,994
5-303.0-118.00 Unemployment Compensation	730	2,139	3,899	235	380	2,088	2,088
5-303.0-123.00 Life Insurance	355	322	481	423	449	556	556
SUBTOTAL Personnel Services	288,104	316,179	384,930	328,855	369,486	386,293	386,293
Supplies							
5-303.0-211.00 Supplies	541	1,300	1,676	1,900	1,676	2,000	2,000
5-303.0-212.00 Uniforms & Personal Wea	165	353	445	224	445	445	445
5-303.0-214.00 Chemicals	0	412	700	522	700	700	700
5-303.0-215.00 Motor Gas & Oil	5,860	9,824	10,191	7,494	10,191	10,904	10,904
5-303.0-217.00 Minor Eq/Ofc Furniture	8,343	8,659	6,972	6,881	6,972	6,350	6,350
5-303.0-224.00 Medical Supplies	0	0	30	0	14	25	25
5-303.0-226.00 Computers & Associated	2,100	7,645	3,610	3,605	3,610	3,610	3,610
SUBTOTAL Supplies	17,009	28,192	23,624	20,625	23,608	24,034	24,034
Services							
5-303.0-311.00 Communications	1,256	1,594	2,000	1,656	2,000	2,000	2,000
5-303.0-314.00 Professional Services	780	421	460	389	460	460	460
5-303.0-314.25 Prof. Services-GPS	0	260	2,518	1,739	2,518	1,558	1,558
5-303.0-316.00 Training & Travel	355	1,464	2,250	1,234	2,250	2,250	2,250
5-303.0-318.00 Equipment Rent	204	194	82	178	162	0	0
5-303.0-319.10 Catering-Employee Appre	0	0	56	56	56	100	100
5-303.0-324.00 Laundry	2,166	2,359	2,700	2,140	2,700	2,700	2,700
SUBTOTAL Services	4,761	6,292	10,066	7,392	10,146	9,068	9,068
Repairs							
5-303.0-411.00 Vehicle/Machinery Maint	1,872	2,350	2,544	2,004	2,544	2,700	2,700
5-303.0-414.00 Equipment Maintenance	0	140	300	27	300	500	500
SUBTOTAL Repairs	1,872	2,490	2,844	2,030	2,844	3,200	3,200
Maintenance							

CITY OF KINGSVILLE
 CITY MANAGER'S BUDGET
 AS OF: Comm Adopted 9/17/13

001-General Fund
 303 Garage

	2010-2011 ACTUAL	2011-2012 ACTUAL	(----- CURRENT BUDGET	2012-2013 Y-T-D + ENCUMBERED	-----) EXPECTED ANNUAL TOTAL	(----- CITY MANAGER PROPOSED	2013-2014 COMMISSION ADOPTED
<u>Capital outlay</u>							
DIVISION TOTAL-	311,747	353,153	421,464	358,903	406,084	422,595	422,595
DEPARTMENT TOTAL - 303 Garage	311,747	353,153	421,464	358,903	406,084	422,595	422,595

CITY OF KINGSVILLE
 CITY MANAGER'S BUDGET
 AS OF: Comm Adopted 9/16/13

001-General Fund
 305 Street

REVENUES	2010-2011 ACTUAL	2011-2012 ACTUAL	2012-2013			2013-2014	
			CURRENT BUDGET	Y-T-D + ENCUMBERED	EXPECTED ANNUAL TOTAL	CITY MANAGER PROPOSED	COMMISSION ADOPTED
<u>Fines</u>							
4-305-420.40 Paving Lien Interest-1970	6,310	0	160	0	0	0	0
4-305-420.55 Lien Fees-filing Paving L	0	20	0	0	0	0	0
SUBTOTAL - Fines	6,310	20	160	0	0	0	0
<u>General Services Fees</u>							
4-305-599.40 Street Other Income	50,044	11,313	0	0	0	0	0
SUBTOTAL - General Services Fees	50,044	11,313	0	0	0	0	0
<u>Interest & Other</u>							
4-305-960.10 Paving Lien Principal-197	38,882	15,725	11,962	9,925	20,010	20,010	20,010
SUBTOTAL - Interest & Other	38,882	15,725	11,962	9,925	20,010	20,010	20,010
TOTAL REVENUE - 305 Street	95,235	27,059	12,122	9,925	20,010	20,010	20,010

001-General Fund
 305 Street

	2010-2011 ACTUAL	2011-2012 ACTUAL	(----- 2012-2013 -----) CURRENT BUDGET	Y-T-D + ENCUMBERED	EXPECTED ANNUAL TOTAL	(----- 2013-2014 -----) CITY MANAGER PROPOSED	COMMISSION ADOPTED
Personnel Services							
5-305.0-111.00 Salaries & Wages	400,324	372,660	478,968	410,337	450,515	491,593	491,593
5-305.0-112.00 Overtime	15,408	30,525	31,157	43,363	37,000	31,157	31,157
5-305.0-114.00 Retirement - TMRS	48,889	46,914	57,083	48,158	53,336	58,496	58,496
5-305.0-115.00 FICA	30,804	29,393	39,025	36,104	37,159	39,991	39,991
5-305.0-116.00 Group Health Insurance	152,105	144,820	144,817	111,414	140,799	150,000	150,000
5-305.0-117.00 Workers' Compensation	21,180	19,934	29,680	24,461	27,646	30,415	30,415
5-305.0-118.00 Unemployment Compensati	2,006	5,776	9,746	767	1,032	5,220	5,220
5-305.0-123.00 Life Insurance	851	678	998	898	957	1,143	1,143
SUBTOTAL Personnel Services	671,566	650,700	791,474	675,501	748,444	808,015	808,015
Supplies							
5-305.0-211.00 Supplies	2,953	1,450	4,700	4,440	3,700	5,000	5,000
5-305.0-212.00 Uniforms & Personal Wea	2,024	1,204	2,500	2,603	3,000	3,000	3,000
5-305.0-214.00 Chemicals	6,478	5,575	9,000	9,319	9,000	9,000	9,000
5-305.0-215.00 Motor Gas & Oil	56,830	67,046	54,764	65,593	74,974	80,222	80,222
5-305.0-217.00 Minor Eq/Ofc Furniture	5,555	10,277	4,750	3,734	5,650	3,000	3,000
5-305.0-224.00 Medical Supplies	0	60	120	0	120	120	120
5-305.0-226.00 Computers & Associated	879	0	500	0	1,000	1,500	1,500
SUBTOTAL Supplies	74,719	85,612	76,334	85,689	97,444	101,842	101,842
Services							
5-305.0-311.00 Communications	1,113	1,341	2,820	1,381	2,000	1,500	1,500
5-305.0-314.00 Professional Services	8,664	2,228	9,000	5,823	9,000	9,000	9,000
5-305.0-314.12 Prf Srv-Douglas Center	7,850	0	0	0	0	0	0
5-305.0-314.25 Prof. Services-GPS	0	830	5,508	4,902	7,353	7,353	7,353
5-305.0-315.00 Printing & Publishing	0	1,512	500	0	0	500	500
5-305.0-316.00 Training & Travel	990	2,213	1,100	1,067	3,000	3,000	3,000
5-305.0-318.00 Equipment Rent	8,247	4,664	10,000	8,597	10,000	9,900	9,900
5-305.0-319.00 Catering	103	290	300	132	300	300	300
5-305.0-323.00 Utilities	249,322	229,557	224,214	179,459	224,214	245,569	245,569
5-305.0-324.00 Laundry	5,610	4,255	6,400	4,733	6,400	6,400	6,400
SUBTOTAL Services	281,900	246,891	259,842	206,093	262,267	283,522	283,522
Repairs							
5-305.0-411.00 Vehicle/Machinery Maint	40,850	36,873	93,720	91,094	84,000	50,000	50,000
5-305.0-414.00 Equipment Maintenance	1,977	2,157	2,500	1,340	2,500	2,000	2,000
SUBTOTAL Repairs	42,828	39,029	96,220	92,434	86,500	52,000	52,000

CITY OF KINGSVILLE
 CITY MANAGER'S BUDGET
 AS OF: Comm Adopted 9/17/13

001-General Fund
 305 Street

	2010-2011 ACTUAL	2011-2012 ACTUAL	(-----) 2012-2013 (-----) CURRENT BUDGET	Y-T-D + ENCUMBERED	EXPECTED ANNUAL TOTAL	(-----) 2013-2014 (-----) CITY MANAGER PROPOSED	COMMISSION ADOPTED
<u>Maintenance</u>							
5-305.0-511.00 Building Maintenance	410	16	600	59	600	600	600
5-305.0-521.00 Street & Bridge	140	29,154	2,080	179	10,000	10,000	10,000
5-305.0-522.00 Signs & Signals	23,303	36,406	40,000	39,006	40,000	40,000	40,000
5-305.0-531.00 Drainage	36,173	23,317	30,050	30,050	30,050	30,000	30,000
SUBTOTAL Maintenance	60,025	88,892	72,730	69,294	80,650	80,600	80,600
<u>Operating Lease</u>							
5-305.0-641.00 Operating Lease	0	0	0	0	0	80,000	80,000
SUBTOTAL Operating Lease	0	0	0	0	0	80,000	80,000
<u>Capital Outlay</u>							
5-305.0-712.00 Equipment	0	0	70,000	73,116	73,116	0	0
SUBTOTAL Capital Outlay	0	0	70,000	73,116	73,116	0	0
DIVISION TOTAL-	1,131,038	1,111,126	1,366,600	1,202,127	1,348,421	1,405,979	1,405,979
DEPARTMENT TOTAL - 305 Street	1,131,038	1,111,126	1,366,600	1,202,127	1,348,421	1,405,979	1,405,979

001-General Fund
 440 Health

	2010-2011 ACTUAL	2011-2012 ACTUAL	(----- 2012-2013 -----) CURRENT BUDGET	(----- 2012-2013 -----) Y-T-D + ENCUMBERED	(----- 2012-2013 -----) EXPECTED ANNUAL TOTAL	(----- 2013-2014 -----) CITY MANAGER PROPOSED	(----- 2013-2014 -----) COMMISSION ADOPTED
Personnel Services							
5-440.0-111.00 Salaries & Wages	323,222	321,267	302,345	257,137	275,723	289,087	289,087
5-440.0-112.00 Overtime	7,793	13,036	16,535	7,755	7,036	16,535	16,535
5-440.0-114.00 Retirement - TMRS	38,965	38,919	35,683	28,597	31,870	34,200	34,200
5-440.0-115.00 FICA	24,744	24,250	24,395	21,390	21,882	23,381	23,381
5-440.0-116.00 Group Health Insurance	79,854	85,850	80,184	63,640	79,896	85,364	85,364
5-440.0-117.00 Workers' Compensation	3,319	3,271	2,905	2,654	2,940	2,758	2,758
5-440.0-118.00 Unemployment Compensation	968	3,441	4,873	188	332	2,610	2,610
5-440.0-123.00 Life Insurance	670	589	626	568	585	671	671
5-440.0-198.00 County 1/2 sal/ben	(238,676)	(247,913)	(233,773)	(165,039)	(210,132)	(227,302)	(227,302)
SUBTOTAL Personnel Services	240,860	242,710	233,773	216,890	210,132	227,304	227,304
Supplies							
5-440.0-211.00 Supplies	4,659	4,307	3,900	2,536	3,114	4,300	4,300
5-440.0-212.00 Uniforms & Personal wea	591	577	1,100	927	506	500	500
5-440.0-214.00 Chemicals	6,124	5,478	5,900	1,619	4,903	6,500	6,500
5-440.0-215.00 Motor Gas & Oil	11,871	11,998	11,000	8,186	11,000	11,770	11,770
5-440.0-217.00 Minor Eq/ofc Furniture	619	7,514	2,880	878	1,376	2,880	2,880
5-440.0-219.00 Animal Care	7,751	7,151	7,750	2,599	3,024	7,900	7,900
5-440.0-224.00 Medical Supplies	0	40	100	57	6	100	100
5-440.0-226.00 Computers & Associated	4,071	3,156	2,000	1,201	1,950	2,000	2,000
SUBTOTAL Supplies	35,686	40,220	34,630	18,002	25,879	35,950	35,950
Services							
5-440.0-311.00 Communications	3,807	4,637	4,100	3,921	3,794	3,500	3,500
5-440.0-313.00 Postage & Freight	1,778	3,493	1,000	440	393	1,500	1,500
5-440.0-314.00 Professional Services	0	0	0	0	0	11,000	11,000
5-440.0-314.25 Prof. Services-GPS	0	208	1,225	1,207	1,225	1,225	1,225
5-440.0-315.00 Printing & Publishing	964	837	1,000	491	791	1,000	1,000
5-440.0-316.00 Training & Travel	922	2,128	2,000	1,518	1,683	2,000	2,000
5-440.0-317.00 Memberships & Dues	539	319	500	132	132	500	500
5-440.0-318.00 Equipment Rent	2,370	2,185	2,750	2,583	2,500	2,500	2,500
5-440.0-323.00 Utilities	5,667	5,902	7,900	4,367	7,500	7,500	7,500
5-440.0-324.00 Laundry	933	936	1,000	632	977	1,000	1,000
5-440.0-343.00 other Services	879	942	1,220	973	976	1,000	1,000
SUBTOTAL Services	17,859	21,587	22,695	16,266	19,971	32,725	32,725
Repairs							
5-440.0-411.00 Vehicle/Machinery Maint	7,129	3,072	6,300	2,858	4,008	3,300	3,300
5-440.0-414.00 Equipment Maintenance	2,428	1,500	1,100	671	1,100	1,100	1,100
SUBTOTAL Repairs	9,557	4,571	7,400	3,529	5,108	4,400	4,400

CITY OF KINGSVILLE
 CITY MANAGER'S BUDGET
 AS OF: Comm Adopted 9/17/13

001-General Fund
 440 Health

	2010-2011 ACTUAL	2011-2012 ACTUAL	(----- 2012-2013 -----) CURRENT BUDGET	Y-T-D + ENCUMBERED	EXPECTED ANNUAL TOTAL	(----- 2013-2014 -----) CITY MANAGER PROPOSED	COMMISSION ADOPTED
<u>Maintenance</u>							
5-440.0-511.00 Building Maintenance	11,565	6,898	9,250	3,453	8,538	10,000	10,000
SUBTOTAL Maintenance	11,565	6,898	9,250	3,453	8,538	10,000	10,000
<u>Capital Outlay</u>							
<u>Prior Yr Adjustments</u>							
DIVISION TOTAL -	315,528	315,986	307,748	258,141	269,628	310,379	310,379
DEPARTMENT TOTAL - 440 Health	315,528	315,986	307,748	258,141	269,628	310,379	310,379

CITY OF KINGSVILLE
 CITY MANAGER'S BUDGET
 AS OF: Comm Adopted 9/17/13

001-General Fund
 450 Parks & Recreation

	2010-2011 ACTUAL	2011-2012 ACTUAL	2012-2013			2013-2014	
			CURRENT BUDGET	Y-T-D + ENCUMBERED	EXPECTED ANNUAL TOTAL	CITY MANAGER PROPOSED	COMMISSION ADOPTED
<u>Services</u>							
5-450.0-314.00 Contractual Services	200,000	200,000	200,000	200,000	200,000	200,000	200,000
SUBTOTAL Services	200,000	200,000	200,000	200,000	200,000	200,000	200,000
<u>Maintenance</u>							
5-450.0-521.00 Jet Rehab kleberg park	0	0	4,482	0	4,482	0	0
SUBTOTAL Maintenance	0	0	4,482	0	4,482	0	0
<u>Capital Outlay</u>							
5-450.0-712.01 Parks Capital Projects	0	0	55,072	8,450	55,072	0	0
SUBTOTAL Capital Outlay	0	0	55,072	8,450	55,072	0	0
DIVISION TOTAL-	200,000	200,000	259,554	208,450	259,554	200,000	200,000
DEPARTMENT TOTAL - 450 Parks & Recreation	200,000	200,000	259,554	208,450	259,554	200,000	200,000

001-General Fund
 460 Library

	2010-2011 ACTUAL	2011-2012 ACTUAL	(----- 2012-2013 -----)			(----- 2013-2014 -----)	
			CURRENT BUDGET	Y-T-D + ENCUMBERED	EXPECTED ANNUAL TOTAL	CITY MANAGER PROPOSED	COMMISSION ADOPTED
Personnel Services							
5-460.0-111.00 Salaries & Wages	233,634	241,793	242,440	224,902	236,168	258,860	258,860
5-460.0-112.00 Overtime	0	0	0	8	0	0	0
5-460.0-114.00 Retirement - TMRS	25,148	26,660	26,031	22,271	25,048	27,894	27,894
5-460.0-115.00 FICA	17,513	17,808	18,547	17,843	18,033	19,803	19,803
5-460.0-116.00 Group Health Insurance	51,720	53,778	53,778	50,240	62,795	69,572	69,572
5-460.0-117.00 Workers' Compensation	492	501	576	514	566	615	615
5-460.0-118.00 Unemployment Compensation	743	2,589	4,873	202	315	2,610	2,610
5-460.0-123.00 Life Insurance	439	407	485	428	445	581	581
5-460.0-198.00 County 1/2 sal/ben	(159,975)	(171,957)	(173,365)	(137,583)	(171,685)	(189,967)	(189,967)
SUBTOTAL Personnel Services	169,715	171,578	173,365	178,824	171,685	189,968	189,968
Supplies							
5-460.0-211.00 Supplies	4,435	5,287	5,132	4,605	4,231	5,250	5,250
5-460.0-215.00 Motor Gas & Oil	327	580	500	277	500	500	500
5-460.0-217.00 Minor Eq/Ofc Furniture	0	211	35	35	35	0	0
5-460.0-225.00 Education-Library Books	21,411	18,007	18,298	15,688	18,469	20,000	20,000
5-460.0-226.00 Computers & Associated	2,490	3,108	9,130	9,060	8,898	9,650	9,650
SUBTOTAL Supplies	28,662	27,193	33,095	29,663	32,133	35,400	35,400
Services							
5-460.0-311.00 Communications	3,030	3,308	3,452	2,580	2,249	3,000	3,000
5-460.0-313.00 Postage & Freight	554	706	675	404	2,628	675	675
5-460.0-314.00 Professional Services	7,112	7,021	8,940	7,394	8,097	7,180	7,180
5-460.0-316.00 Training & Travel	0	116	510	805	1,315	510	510
5-460.0-317.00 Memberships & Dues	253	295	583	387	584	465	465
5-460.0-323.00 Utilities	10,016	9,235	10,000	6,740	10,000	10,000	10,000
5-460.0-331.00 Subscriptions	4,319	3,961	7,096	4,298	4,298	5,224	5,224
5-460.0-343.00 Other Services	2,646	4,608	1,903	1,279	1,692	3,205	3,205
SUBTOTAL Services	27,930	29,249	33,159	23,886	30,863	30,259	30,259
Repairs							
5-460.0-411.00 Vehicle/Machinery Maint	143	447	650	333	49	200	200
5-460.0-414.00 Equipment Maintenance	11,196	10,408	3,723	3,608	3,460	3,500	3,500
SUBTOTAL Repairs	11,338	10,856	4,373	3,941	3,509	3,700	3,700
Maintenance							
5-460.0-511.00 Building Maintenance	10,369	9,844	8,500	7,993	4,808	8,500	8,500
SUBTOTAL Maintenance	10,369	9,844	8,500	7,993	4,808	8,500	8,500

CITY OF KINGSVILLE
 CITY MANAGER'S BUDGET
 AS OF: Comm Adopted 9/17/13

001-General Fund
 460 Library

	2010-2011 ACTUAL	2011-2012 ACTUAL	(----- 2012-2013 -----) CURRENT BUDGET	(----- 2012-2013 -----) Y-T-D + ENCUMBERED	(----- 2012-2013 -----) EXPECTED ANNUAL TOTAL	(----- 2013-2014 -----) CITY MANAGER PROPOSED	(----- 2013-2014 -----) COMMISSION ADOPTED
<u>Capital Outlay</u>							
<u>Prior Yr Adjustments</u>							
DIVISION TOTAL -	248,014	248,719	252,492	244,307	242,998	267,827	267,827
DEPARTMENT TOTAL - 460 Library	248,014	248,719	252,492	244,307	242,998	267,827	267,827

001-General Fund
 690 Fund Expense/Transfr

	2010-2011 ACTUAL	2011-2012 ACTUAL	(----- 2012-2013 -----) CURRENT BUDGET	(----- 2012-2013 -----) Y-T-D + ENCUMBERED	(----- 2012-2013 -----) EXPECTED ANNUAL TOTAL	(----- 2013-2014 -----) CITY MANAGER PROPOSED	(----- 2013-2014 -----) COMMISSION ADOPTED
<u>Personnel Services</u>							
<u>Services</u>							
5-690.0-394.13 Trnsfrs Out to Fund 091	0	0	0	0	0	280,900	280,900
5-690.0-394.65 Trsfrs out to Fund 065	0	100,000	0	0	0	0	0
5-690.0-394.87 Transfer to Fund 087	0	0	114,248	114,247	114,247	0	0
5-690.0-394.91 FY 11 Trsfrs Out to Fun	0	1,336,796	240,177	240,177	240,177	0	0
5-690.0-394.92 FY 12 Trsfrs Out to Fun	0	0	544,786	544,786	544,786	0	0
5-690.0-394.93 FY 13 Trsfrs Out to Fun	0	0	397,228	0	397,228	0	0
SUBTOTAL Services	0	1,436,796	1,296,439	899,210	1,296,438	280,900	280,900
DIVISION TOTAL -	0	1,436,796	1,296,439	899,210	1,296,438	280,900	280,900
DEPARTMENT TOTAL - 690 Fund Expense/Tra	0	1,436,796	1,296,439	899,210	1,296,438	280,900	280,900
FUND TDAL EXPENDITURES	14,238,498	15,723,640	17,661,085	15,139,545	17,225,299	16,946,690	16,946,690

CITY OF KINGSVILLE
 CITY MANAGER'S BUDGET
 AS OF: Comm Adopted 9/16/13

003-GF-Capital Projects
 000 Non-Departmental

REVENUES	2010-2011 ACTUAL	2011-2012 ACTUAL	(----- 2012-2013 -----)		(----- 2013-2014 -----)		
			CURRENT BUDGET	Y-T-D + ENCUMBERED	EXPECTED ANNUAL TOTAL	CITY MANAGER PROPOSED	COMMISSION ADOPTED
<u>Grants & Transfers</u>							
<u>Interest & Other</u>							
4-000-915.00 Interest Earned	61	73	0	51	44	0	0
SUBTOTAL - Interest & Other	61	73	0	51	44	0	0
TOTAL REVENUE - 000 Non-Departmental	61	73	0	51	44	0	0
FUND TOTAL REVENUES	61	73	0	51	44	0	0

CITY OF KINGSVILLE
 CITY MANAGER'S BUDGET
 AS OF: Comm Adopted 9/17/13

003-GF-Capital Projects
 000 Non-Departmental

	2010-2011 ACTUAL	2011-2012 ACTUAL	(----- ^{AS OF} -----) CURRENT BUDGET	2012-2013 Y-T-D + ENCUMBERED	EXPECTED ANNUAL TOTAL	(----- 2013-2014 -----) CITY MANAGER PROPOSED	COMMISSION ADOPTED
<u>Capital Outlay</u>							
5-000.0-700.00 Capital Outlay	0	0	0	0	22	0	0
SUBTOTAL Capital Outlay	0	0	0	0	22	0	0
DIVISION TOTAL -	0	0	0	0	22	0	0
DEPARTMENT TOTAL - 000 Non-Departmental	0	0	0	0	22	0	0

003-GF-Capital Projects
 220 Fire

	2010-2011 ACTUAL	2011-2012 ACTUAL	(----- 2012-2013 -----) CURRENT BUDGET	(----- 2012-2013 -----) Y-T-D + ENCUMBERED	(----- 2012-2013 -----) EXPECTED ANNUAL TOTAL	(----- 2013-2014 -----) CITY MANAGER PROPOSED	(----- 2013-2014 -----) COMMISSION ADOPTED
<u>Supplies</u>							
<u>Maintenance</u>							
5-220.0-511.00 Building Maintenance	0	12,121	0	0	0	0	0
SUBTOTAL Maintenance	0	12,121	0	0	0	0	0
<u>Capital Outlay</u>							
DIVISION TOTAL-	0	12,121	0	0	0	0	0
DEPARTMENT TOTAL - 220 Fire	0	12,121	0	0	0	0	0

CITY OF KINGSVILLE
 CITY MANAGER'S BUDGET
 AS OF: Comm Adopted 9/17/13

003-GF-Capital Projects
 690 Transfers

	2010-2011 ACTUAL	2011-2012 ACTUAL	(-----) 2012-2013 CURRENT BUDGET	(-----) 2012-2013 Y-T-D + ENCUMBERED	(-----) 2012-2013 EXPECTED ANNUAL TOTAL	(-----) 2013-2014 CITY MANAGER PROPOSED	(-----) 2013-2014 COMMISSION ADOPTED
<u>Services</u>							
5-690.0-394.00 Transfers Out	0	0	0	0	44	0	0
SUBTOTAL Services	0	0	0	0	44	0	0
DIVISION TOTAL-	0	0	0	0	44	0	0
DEPARTMENT TOTAL - 690 Transfers	0	0	0	0	44	0	0
FUND TOTAL EXPENDITURES	0	12,121	0	0	66	0	0

CITY OF KINGSVILLE
 CITY MANAGER'S BUDGET
 AS OF: Comm Adopted 9/16/13

025-Building Security Fund
 180 FINANCE MUNI COURT

REVENUES	2010-2011 ACTUAL	2011-2012 ACTUAL	(----- 2012-2013 -----)			(----- 2013-2014 -----)	
			CURRENT BUDGET	Y-T-D + ENCUMBERED	EXPECTED ANNUAL TOTAL	CITY MANAGER PROPOSED	COMMISSION ADOPTED
<u>Fines</u>							
4-180-411.14 Security Fees	7,078	9,160	11,600	10,123	10,018	10,519	10,519
SUBTOTAL - Fines	<u>7,078</u>	<u>9,160</u>	<u>11,600</u>	<u>10,123</u>	<u>10,018</u>	<u>10,519</u>	<u>10,519</u>
TOTAL REVENUE - 180 FINANCE MUNI COUR	7,078	9,160	11,600	10,123	10,018	10,519	10,519
FUND TOTAL REVENUES	7,078	9,160	11,600	10,123	10,018	10,519	10,519

CITY OF KINGSVILLE
 CITY MANAGER'S BUDGET
 AS OF: Comm Adopted 9/17/13

025-Building Security Fund
 210 POLICE

	2010-2011 ACTUAL	2011-2012 ACTUAL	(----- 2012-2013 -----)			(----- 2013-2014 -----)	
			CURRENT BUDGET	Y-T-D + ENCUMBERED	EXPECTED ANNUAL TOTAL	CITY MANAGER PROPOSED	COMMISSION ADOPTED
<u>Personnel Services</u>							
5-210.0-112.00 Overtime	5,154	8,394	5,500	6,856	7,500	5,500	5,500
SUBTOTAL Personnel Services	5,154	8,394	5,500	6,856	7,500	5,500	5,500
DIVISION TOTAL-	5,154	8,394	5,500	6,856	7,500	5,500	5,500
DEPARTMENT TOTAL - 210 POLICE	5,154	8,394	5,500	6,856	7,500	5,500	5,500
FUND TOTAL EXPENDITURES	5,154	8,394	5,500	6,856	7,500	5,500	5,500

CITY OF KINGSVILLE
 CITY MANAGER'S BUDGET
 AS OF: Comm Adopted 9/16/13

087-Solid Waste-Cap Projects
 000 Non-Department

REVENUES	2010-2011 ACTUAL	2011-2012 ACTUAL	(----- 2012-2013 -----)			(----- 2013-2014 -----)	
			CURRENT BUDGET	Y-T-D + ENCUMBERED	EXPECTED ANNUAL TOTAL	CITY MANAGER PROPOSED	COMMISSION ADOPTED
<u>Grants & Transfers</u>							
4-000-750.01 Transfer In From Fund 001	0	0	114,248	114,247	114,247	0	0
SUBTOTAL - Grants & Transfers	0	0	114,248	114,247	114,247	0	0
<u>Interest & Other</u>							
4-000-997.00 Gain/Loss on Sale of Asse	0	40,000	0	0	0	0	0
SUBTOTAL - Interest & Other	0	40,000	0	0	0	0	0
TOTAL REVENUE - 000 Non-Department	0	40,000	114,248	114,247	114,247	0	0

087-Solid Waste-Cap Projects
 170 Solid Waste Managmnt

REVENUES	2010-2011 ACTUAL	2011-2012 ACTUAL	2012-2013			2013-2014	
			CURRENT BUDGET	Y-T-D + ENCUMBERED	EXPECTED ANNUAL TOTAL	CITY MANAGER PROPOSED	COMMISSION ADOPTED
<u>Utility Services</u>							
4-170-812.05 Garbage Fees - Additional	467,198	475,511	473,769	455,435	478,531	479,967	479,967
4-170-817.00 Penalty Fee on Garbage Fe	5,350	5,357	5,571	5,062	5,292	5,308	5,308
SUBTOTAL - Utility Services	472,547	480,869	479,340	460,497	483,823	485,275	485,275
<u>Interest & Other</u>							
4-170-915.00 Interest Income	1,112	756	626	755	876	876	876
SUBTOTAL - Interest & Other	1,112	756	626	755	876	876	876
TOTAL REVENUE - 170 Solid waste Manag	473,659	481,625	479,966	461,252	484,699	486,151	486,151
FUND TOTAL REVENUES	473,659	521,625	594,214	575,499	598,946	486,151	486,151

087-solid Waste-Cap Projects
 170 Solid Waste Managmnt

	2010-2011 ACTUAL	2011-2012 ACTUAL	(----- 2012-2013 -----)	(----- 2013-2014 -----)			
			CURRENT BUDGET	Y-T-D + ENCUMBERED	EXPECTED ANNUAL TOTAL	CITY MANAGER PROPOSED	COMMISSION ADOPTED
Sanitation Collection							
<u>Supplies</u>							
5-170.2-220.00 Rollouts & Oumpsters	0	25,900	0	0	0	0	0
SUBTOTAL Supplies	0	25,900	0	0	0	0	0
<u>Capital Outlay</u>							
5-170.2-711.00 vehicle	0	230,283	0	0	0	0	0
5-170.2-712.00 Equipment	0	0	0	0	0	116,199	116,199
SUBTOTAL Capital outlay	0	230,283	0	0	0	116,199	116,199
DIVISION TOTAL- Sanitation Collection	0	256,183	0	0	0	116,199	116,199

CITY OF KINGSVILLE
 CITY MANAGER'S BUDGET
 AS OF: Comm Adopted 9/17/13

087-Solid Waste-Cap Projects
 170 Solid Waste Managmnt

	2010-2011 ACTUAL	2011-2012 ACTUAL	(----- 2012-2013 -----) CURRENT BUDGET	(----- 2012-2013 -----) Y-T-D + ENCUMBERED	(----- 2012-2013 -----) EXPECTED ANNUAL TOTAL	(----- 2013-2014 -----) CITY MANAGER PROPOSED	(----- 2013-2014 -----) COMMISSION ADOPTED
<u>Landfill</u>							
<u>Capital Outlay</u>							
5-170.3-712.00 Equipment	0	103,441	0	0	0	135,000	135,000
5-170.3-714.00 Landfill Expansion	0	0	130,000	0	0	130,000	130,000
SUBTOTAL Capital Outlay	0	103,441	130,000	0	0	265,000	265,000
<u>Prior Yr Adjustments</u>							
DIVISION TOTAL- Landfill	0	103,441	130,000	0	0	265,000	265,000
DEPARTMENT TOTAL - 170 Solid waste Mana	0	359,624	130,000	0	0	381,199	381,199

CITY OF KINGSVILLE
 CITY MANAGER'S BUDGET
 AS OF: Comm Adopted 9/17/13

087-Solid waste-Cap Projects
 690 Fund Expense/Transfr

	2010-2011 ACTUAL	2011-2012 ACTUAL	(----- 2012-2013 -----) CURRENT BUDGET	(----- 2012-2013 -----) Y-T-D + ENCUMBERED	(----- 2012-2013 -----) EXPECTED ANNUAL TOTAL	(----- 2013-2014 -----) CITY MANAGER PROPOSED	(----- 2013-2014 -----) COMMISSION ADOPTED
<u>Services</u>							
5-690.0-394.50 Trnsfr Out-011 GO Debt	432,936	427,920	426,399	390,866	426,399	429,577	429,577
SUBTOTAL Services	432,936	427,920	426,399	390,866	426,399	429,577	429,577
DIVISION TOTAL-	432,936	427,920	426,399	390,866	426,399	429,577	429,577
DEPARTMENT TOTAL - 690 Fund Expense/Tra	432,936	427,920	426,399	390,866	426,399	429,577	429,577
FUND TOTAL EXPENDITURES	432,936	787,544	556,399	390,866	426,399	810,776	810,776

CITY OF KINGSVILLE
 CITY MANAGER'S BUDGET
 AS OF: Comm Adopted 9/16/13

090-Landfill Closure Fund
 000 Non-departmental

REVENUES	2010-2011 ACTUAL	2011-2012 ACTUAL	2012-2013			2013-2014	
			CURRENT BUDGET	Y-T-D + ENCUMBERED	EXPECTED ANNUAL TOTAL	CITY MANAGER PROPOSED	COMMISSION ADOPTED
<u>Grants & Transfers</u>							
<u>Interest & Other</u>							
4-000-915.00 Interest Income	2,335	1,275	2,335	5,114	7,450	7,500	7,500
4-000-915.20 Interest Earned-Investmen	28,080	12,250	28,080	6,204	19,000	20,000	20,000
4-000-915.30 Interest Income-City Hall	0	0	0	0	0	3,450	3,450
4-000-990.00 Miscellaneous Income	0	4	0	0	0	0	0
SUBTOTAL - Interest & Other	30,415	13,528	30,415	11,318	26,450	30,950	30,950
TOTAL REVENUE - 000 Non-departmental	30,415	13,528	30,415	11,318	26,450	30,950	30,950

090-Landfill Closure Fund
 170 Solid Waste Managmnt

REVENUES	2010-2011	2011-2012	(----- 2012-2013 -----)			(----- 2013-2014 -----)	
	ACTUAL	ACTUAL	CURRENT BUDGET	Y-T-D + ENCUMBERED	EXPECTED ANNUAL TOTAL	CITY MANAGER PROPOSED	COMMISSION ADOPTED
<u>Utility Services</u>							
4-170-811.10 Landfill Surcharge Revenu	255,285	262,032	262,581	248,979	262,185	262,971	262,971
4-170-817.00 Penalty Fee-Landfill Surc	3,388	13,855	3,564	3,197	3,354	3,364	3,364
SUBTOTAL - utility Services	<u>258,674</u>	<u>275,887</u>	<u>266,145</u>	<u>252,176</u>	<u>265,539</u>	<u>266,335</u>	<u>266,335</u>
TOTAL REVENUE - 170 Solid Waste Manag	258,674	275,887	266,145	252,176	265,539	266,335	266,335
FUND TOTAL REVENUES	289,089	289,415	296,560	263,494	291,989	297,285	297,285

CITY OF KINGSVILLE
 CITY MANAGER'S BUDGET
 AS OF: Comm Adopted 9/17/13

090-Landfill Closure Fund
 170 Solid Waste Managmnt

	2010-2011 ACTUAL	2011-2012 ACTUAL	(----- 2012-2013 -----) CURRENT BUDGET	(----- 2012-2013 -----) Y-T-D + ENCUMBERED	(----- 2012-2013 -----) EXPECTED ANNUAL TOTAL	(----- 2013-2014 -----) CITY MANAGER PROPOSED	(----- 2013-2014 -----) COMMISSION ADOPTED
<u>Landfill</u>							
<u>Services</u>							
5-170.3-314.00 Professional Services	0	0	40,000	40,000	40,000	0	0
SUBTOTAL Services	0	0	40,000	40,000	40,000	0	0
<u>Maintenance</u>							
<u>Prior Yr Adjustments</u>							
5-170.3-950.00 Bad Debt	5,886	4,904	0	0	0	0	0
SUBTOTAL Prior Yr Adjustments	5,886	4,904	0	0	0	0	0
DIVISION TOTAL- Landfill	5,886	4,904	40,000	40,000	40,000	0	0
DEPARTMENT TOTAL - 170 Solid Waste Mana	5,886	4,904	40,000	40,000	40,000	0	0

CITY OF KINGSVILLE
 CITY MANAGER'S BUDGET
 AS OF: Comm Adopted 9/17/13

090-Landfill Closure Fund
 690 Fund Expense/Transfr

	2010-2011 ACTUAL	2011-2012 ACTUAL	(----- 2012-2013 -----)	(----- 2013-2014 -----)			
			CURRENT BUDGET	Y-T-D + ENCUMBERED	EXPECTED ANNUAL TOTAL	CITY MANAGER PROPOSED	COMMISSION ADOPTED
<u>Services</u>							
5-690.0-353.91 City Hall Loan	0	0	0	0	0	1,724,864	1,724,864
SUBTOTAL Services	0	0	0	0	0	1,724,864	1,724,864
DIVISION TOTAL-	0	0	0	0	0	1,724,864	1,724,864
DEPARTMENT TOTAL - 690 Fund Expense/Tra	0	0	0	0	0	1,724,864	1,724,864
FUND TOTAL EXPENDITURES	5,886	4,904	40,000	40,000	40,000	1,724,864	1,724,864

CITY OF KINGSVILLE
 CITY MANAGER'S BUDGET
 AS OF: Comm Adopted 9/16/13

091-GF Capital Projects
 000 Non-Departmental

REVENUES	2010-2011 ACTUAL	2011-2012 ACTUAL	(----- 2012-2013 -----)			(----- 2013-2014 -----)	
			CURRENT BUDGET	Y-T-D + ENCUMBERED	EXPECTED ANNUAL TOTAL	CITY MANAGER PROPOSED	COMMISSION ADOPTED
Grants & Transfers							
4-000-720.30 Oonations - KCVB	0	6,250	0	0	0	0	0
4-000-750.11 Trsfers from Fund 001-FY11	0	1,336,796	240,177	240,177	240,177	0	0
4-000-750.12 Trsfers from Fund 001-FY12	0	0	544,786	544,786	544,786	0	0
4-000-750.13 Trsfers from Fund 001-FY13	0	0	397,228	0	397,228	280,900	280,900
4-000-750.65 Trsfers from Fund 065	0	0	0	0	0	975,136	975,136
4-000-750.90 Trsfers from Fund 090	0	0	0	0	0	1,724,864	1,724,864
SUBTOTAL - Grants & Transfers	0	1,343,046	1,182,191	784,963	1,182,191	2,980,900	2,980,900
Interest & Other							
4-000-915.00 Interest Income	443	1,258	400	1,411	1,400	0	0
SUBTOTAL - Interest & Other	443	1,258	400	1,411	1,400	0	0
TOTAL REVENUE - 000 Non-Departmental	443	1,344,304	1,182,591	786,374	1,183,591	2,980,900	2,980,900
FUND TOTAL REVENUES	443	1,344,304	1,182,591	786,374	1,183,591	2,980,900	2,980,900

CITY OF KINGSVILLE
 CITY MANAGER'S BUDGET
 AS OF: Comm Adopted 9/17/13

091-GF Capital Projects
 101 City Manager

	2010-2011 ACTUAL	2011-2012 ACTUAL	(----- 2012-2013 -----) CURRENT BUDGET	(----- 2012-2013 -----) Y-T-D + ENCUMBERED	(----- 2012-2013 -----) EXPECTED ANNUAL TOTAL	(----- 2013-2014 -----) CITY MANAGER PROPOSED	(----- 2013-2014 -----) COMMISSION ADOPTED
<u>Services</u>							
5-101.0-314.00 Professional Services	0	500	0	0	0	0	0
SUBTOTAL Services	0	500	0	0	0	0	0
DIVISION TOTAL-	0	500	0	0	0	0	0
DEPARTMENT TOTAL - 101 City Manager	0	500	0	0	0	0	0

CITY OF KINGSVILLE
 CITY MANAGER'S BUDGET
 AS OF: Comm Adopted 9/17/13

091-GF Capital Projects
 102 Municipal building

	2010-2011 ACTUAL	2011-2012 ACTUAL	(----- 2012-2013 -----) CURRENT BUDGET	Y-T-D + ENCUMBERED	EXPECTED ANNUAL TOTAL	(----- 2013-2014 -----) CITY MANAGER PROPOSED	COMMISSION ADOPTED
<u>Maintenance</u>							
5-102.0-591.00 Grounds & Perm Fixtures	0	0	57,220	0	0	0	0
SUBTOTAL Maintenance	0	0	57,220	0	0	0	0
DIVISION TOTAL-	0	0	57,220	0	0	0	0
DEPARTMENT TOTAL - 102 Municipal Buildi	0	0	57,220	0	0	0	0

CITY OF KINGSVILLE
 CITY MANAGER'S BUDGET
 AS OF: Comm Adopted 9/17/13

091-GF Capital Projects
 103 City Special

	2010-2011 ACTUAL	2011-2012 ACTUAL	(----- 2012-2013 -----)	(----- 2013-2014 -----)			
			CURRENT BUDGET	Y-T-D + ENCUMBERED	EXPECTED ANNUAL TOTAL	CITY MANAGER PROPOSED	COMMISSION ADOPTED
<u>Personnel Services</u>							
5-103.0-191.00 OPEB Commitment	0	0	277,510	277,510	277,510	0	0
SUBTOTAL Personnel Services	0	0	277,510	277,510	277,510	0	0
<u>Services</u>							
5-103.0-314.30 PrfServ-KC Golf Course	0	0	35,000	17,937	35,000	35,000	35,000
SUBTOTAL Services	0	0	35,000	17,937	35,000	35,000	35,000
<u>Maintenance</u>							
5-103.0-591.00 Grounds & Perm Fixtures	0	0	23,500	20,725	20,725	0	0
SUBTOTAL Maintenance	0	0	23,500	20,725	20,725	0	0
<u>Capital Outlay</u>							
5-103.0-713.00 Building	0	0	0	0	0	2,700,000	2,700,000
SUBTOTAL Capital Outlay	0	0	0	0	0	2,700,000	2,700,000
DIVISION TOTAL-	0	0	336,010	316,172	333,235	2,735,000	2,735,000
DEPARTMENT TOTAL - 103 City Special	0	0	336,010	316,172	333,235	2,735,000	2,735,000

091-GF Capital Projects
 160 Planning

	2010-2011 ACTUAL	2011-2012 ACTUAL	(----- 2012-2013 -----) CURRENT BUDGET	(----- 2012-2013 -----) Y-T-D + ENCUMBERED	(----- 2012-2013 -----) EXPECTED ANNUAL TOTAL	(----- 2013-2014 -----) CITY MANAGER PROPOSED	(----- 2013-2014 -----) COMMISSION ADOPTED
Planning							
<u>Services</u>							
5-160.1-314.00 Professional Services	0	28,500	16,500	7,605	16,500	35,000	35,000
SUBTOTAL Services	0	28,500	16,500	7,605	16,500	35,000	35,000
<u>Maintenance</u>							
5-160.1-591.00 Grounds & Perm Fixtures	0	47,795	40,623	40,623	40,623	0	0
SUBTOTAL Maintenance	0	47,795	40,623	40,623	40,623	0	0
DIVISION TOTAL- Planning	0	76,295	57,123	48,228	57,123	35,000	35,000

091-GF Capital Projects
 160 Planning

	2010-2011 ACTUAL	2011-2012 ACTUAL	(-----) 2012-2013 (-----)	(-----) 2013-2014 (-----)			
			CURRENT BUDGET	Y-T-D + ENCUMBERED	EXPECTED ANNUAL TOTAL	CITY MANAGER PROPOSED	COMMISSION ADOPTED
Building Services							
Capital Outlay							
5-160.2-711.00 vehicles	0	0	23,000	21,204	21,204	25,000	25,000
SUBTOTAL Capital Outlay	0	0	23,000	21,204	21,204	25,000	25,000
DIVISION TOTAL- Building Services	0	0	23,000	21,204	21,204	25,000	25,000

091-GF Capital Projects
 160 Planning

	2010-2011 ACTUAL	2011-2012 ACTUAL	(----- 2012-2013 -----) CURRENT BUDGET	(----- 2012-2013 -----) Y-T-D + ENCUMBERED	(----- 2012-2013 -----) EXPECTED ANNUAL TOTAL	(----- 2013-2014 -----) CITY MANAGER PROPOSED	(----- 2013-2014 -----) COMMISSION ADOPTED
<u>Community Appearance</u>							
<u>Supplies</u>							
5-160.3-217.00 Minor Eq/ofc Furniture	0	0	0	14,775	0	0	0
SUBTOTAL Supplies	0	0	0	14,775	0	0	0
<u>Services</u>							
5-160.3-345.00 Community Appearance Ci	0	0	35,830	15,970	35,830	190,000	190,000
SUBTOTAL Services	0	0	35,830	15,970	35,830	190,000	190,000
<u>Maintenance</u>							
5-160.3-591.00 Grounds & Perm Fixtures	0	24,850	70,124	63,749	63,749	0	0
SUBTOTAL Maintenance	0	24,850	70,124	63,749	63,749	0	0
<u>Capital Outlay</u>							
5-160.3-712.00 Equipment	0	0	37,469	22,693	37,469	0	0
SUBTOTAL Capital Outlay	0	0	37,469	22,693	37,469	0	0
DIVISION TOTAL- Community Appearance	0	24,850	143,423	117,187	137,048	190,000	190,000
DEPARTMENT TOTAL - 160 Planning	0	101,145	223,546	186,619	215,375	250,000	250,000

CITY OF KINGSVILLE
 CITY MANAGER'S BUDGET
 AS OF: Comm Adopted 9/17/13

091-GF Capital Projects
 170 Solid Waste Manageme

	2010-2011 ACTUAL	2011-2012 ACTUAL	(----- 2012-2013 -----) CURRENT BUDGET	(----- 2012-2013 -----) Y-T-D + ENCUMBERED	(----- 2012-2013 -----) EXPECTED ANNUAL TOTAL	(----- 2013-2014 -----) CITY MANAGER PROPOSED	(----- 2013-2014 -----) COMMISSION ADOPTED
<u>Recycling</u>							
<u>Maintenance</u>							
5-170.1-511.00 Building Maintenance	0	9,750	0	0	0	0	0
5-170.1-591.00 Grounds & Perm Fixtures	0	11,638	0	0	0	20,000	20,000
SUBTOTAL Maintenance	0	21,388	0	0	0	20,000	20,000
DIVISION TOTAL- Recycling	0	21,388	0	0	0	20,000	20,000

CITY OF KINGSVILLE
 CITY MANAGER'S BUDGET
 AS OF: Comm Adopted 9/17/13

091-GF Capital Projects
 170 Solid Waste Manageme

	2010-2011 ACTUAL	2011-2012 ACTUAL	(----- 2012-2013 -----) CURRENT BUDGET	Y-T-D + ENCUMBERED	EXPECTED ANNUAL TOTAL	(----- 2013-2014 -----) CITY MANAGER PROPOSED	COMMISSION ADOPTED
Sanitation Collection							
<u>Supplies</u>							
5-170.2-220.00 Rollouts & Dumpsters	0	0	28,750	23,125	28,750	0	0
SUBTOTAL Supplies	0	0	28,750	23,125	28,750	0	0
<u>Capital Outlay</u>							
5-170.2-711.00 Vehicles	0	31,897	0	0	0	231,000	231,000
SUBTOTAL Capital Outlay	0	31,897	0	0	0	231,000	231,000
DIVISION TOTAL- Sanitation Collection	0	31,897	28,750	23,125	28,750	231,000	231,000
DEPARTMENT TOTAL - 170 solid waste Mana	0	53,285	28,750	23,125	28,750	251,000	251,000

CITY OF KINGSVILLE
 CITY MANAGER'S BUDGET
 AS OF: Comm Adopted 9/17/13

091-GF Capital Projects
 180 Finance

	2010-2011 ACTUAL	2011-2012 ACTUAL	(----- 2012-2013 -----) CURRENT BUDGET	(----- 2012-2013 -----) Y-T-D + ENCUMBERED	(----- 2012-2013 -----) EXPECTED ANNUAL TOTAL	(----- 2013-2014 -----) CITY MANAGER PROPOSED	(----- 2013-2014 -----) COMMISSION ADOPTED
<u>Finance Administration</u>							
<u>Capital Outlay</u>							
5-180.1-726.00 Computers	0	69,750	0	0	0	0	0
SUBTOTAL Capital Outlay	0	69,750	0	0	0	0	0
DIVISION TOTAL- Finance Administration	0	69,750	0	0	0	0	0

091-GF Capital Projects
 180 Finance

	2010-2011 ACTUAL	2011-2012 ACTUAL	(----- 2012-2013 -----) CURRENT BUDGET	Y-T-D + ENCUMBERED	EXPECTED ANNUAL TOTAL	(----- 2013-2014 -----) CITY MANAGER PROPOSED	COMMISSION ADOPTED
<u>Municipal Court</u>							
<u>Capital Outlay</u>							
5-180.3-712.00 Equipment	0	0	0	0	0	6,100	6,100
SUBTOTAL Capital Outlay	0	0	0	0	0	6,100	6,100
DIVISION TOTAL- Municipal Court	0	0	0	0	0	6,100	6,100
DEPARTMENT TOTAL - 180 Finance	0	69,750	0	0	0	6,100	6,100

CITY OF KINGSVILLE
 CITY MANAGER'S BUDGET
 AS OF: Comm Adopted 9/17/13

091-GF Capital Projects
 190 Purchasing/Technolog

	2010-2011 ACTUAL	2011-2012 ACTUAL	(----- 2012-2013 -----) CURRENT BUDGET	(----- 2012-2013 -----) Y-T-D + ENCUMBERED	(----- 2012-2013 -----) EXPECTED ANNUAL TOTAL	(----- 2013-2014 -----) CITY MANAGER PROPOSED	(----- 2013-2014 -----) COMMISSION ADOPTED
Technology							
<u>Capital Outlay</u>							
5-190.2-726.00 Computers & Associated	0	0	0	0	0	67,614	67,614
SUBTOTAL Capital Outlay	0	0	0	0	0	67,614	67,614
DIVISION TOTAL- Technology	0	0	0	0	0	67,614	67,614
DEPARTMENT TOTAL - 190 Purchasing/Techn	0	0	0	0	0	67,614	67,614

CITY OF KINGSVILLE
 CITY MANAGER'S BUDGET
 AS OF: Comm Adopted 9/17/13

091-GF Capital Projects
 210 Police

	2010-2011 ACTUAL	2011-2012 ACTUAL	(----- 2012-2013 -----) CURRENT BUDGET	(----- 2012-2013 -----) Y-T-D + ENCUMBERED	(----- 2012-2013 -----) EXPECTED ANNUAL TOTAL	(----- 2013-2014 -----) CITY MANAGER PROPOSED	(----- 2013-2014 -----) COMMISSION ADOPTED
<u>Supplies</u>							
5-210.0-212.00 Uniforms & Personal Wea	0	32,226	42,480	42,480	42,480	0	0
5-210.0-217.00 Minor Eq/Ofc Furniture	0	0	4,307	4,304	4,304	0	0
SUBTOTAL Supplies	0	32,226	46,787	46,784	46,784	0	0
<u>Maintenance</u>							
5-210.0-591.00 Grounds & Perm Fixtures	0	54,050	0	0	0	0	0
SUBTOTAL Maintenance	0	54,050	0	0	0	0	0
DIVISION TOTAL-	0	86,276	46,787	46,784	46,784	0	0
DEPARTMENT TOTAL - 210 Police	0	86,276	46,787	46,784	46,784	0	0

091-GF Capital Projects
 220 Fire

	2010-2011 ACTUAL	2011-2012 ACTUAL	(----- 2012-2013 -----) CURRENT BUDGET	(----- 2012-2013 -----) Y-T-D + ENCUMBERED	(----- 2012-2013 -----) EXPECTED ANNUAL TOTAL	(----- 2013-2014 -----) CITY MANAGER PROPOSED	(----- 2013-2014 -----) COMMISSION ADOPTED
<u>Supplies</u>							
5-220.0-212.00 Uniforms & Personal wea	0	45,971	0	0	0	0	0
5-220.0-226.00 Computers & Assoc Equip	0	4,279	0	0	0	0	0
SUBTOTAL Supplies	0	50,250	0	0	0	0	0
<u>Capital Outlay</u>							
5-220.0-712.00 Equipment	0	17,920	0	0	0	44,850	44,850
5-220.0-713.00 Building	0	0	0	0	0	124,210	124,210
SUBTOTAL Capital Outlay	0	17,920	0	0	0	169,060	169,060
DIVISION TOTAL-	0	68,170	0	0	0	169,060	169,060
DEPARTMENT TOTAL - 220 Fire	0	68,170	0	0	0	169,060	169,060

CITY OF KINGSVILLE
 CITY MANAGER'S BUDGET
 AS OF: Comm Adopted 9/17/13

091-GF Capital Projects
 225 volunteer Fire

	2010-2011 ACTUAL	2011-2012 ACTUAL	(----- CURRENT BUDGET	2012-2013 Y-T-D + ENCUMBERED	-----) EXPECTED ANNUAL TOTAL	(----- CITY MANAGER PROPOSED	2013-2014 COMMISSION ADOPTED
<u>Capital Outlay</u>							
5-225.0-713.00 Building	0	0	20,000	0	0	0	0
SUBTOTAL Capital outlay	0	0	20,000	0	0	0	0
DIVISION TOTAL-	0	0	20,000	0	0	0	0
DEPARTMENT TOTAL - 225 Volunteer Fire	0	0	20,000	0	0	0	0

CITY OF KINGSVILLE
 CITY MANAGER'S BUDGET
 AS OF: Comm Adopted 9/17/13

091-GF Capital Projects
 301 Engineering

	2010-2011 ACTUAL	2011-2012 ACTUAL	(----- 2012-2013 -----) CURRENT BUDGET	(----- 2012-2013 -----) Y-T-D + ENCUMBERED	(----- 2012-2013 -----) EXPECTED ANNUAL TOTAL	(----- 2013-2014 -----) CITY MANAGER PROPOSED	(----- 2013-2014 -----) COMMISSION ADOPTED
<u>Supplies</u>							
5-301.0-217.00 Minor Equipment	0	2,200	0	0	0	0	0
5-301.0-226.00 Computers & Associated	0	3,498	0	0	0	0	0
SUBTOTAL Supplies	0	5,698	0	0	0	0	0
<u>Services</u>							
5-301.0-314.01 Prfsvcs-TAMUK-Kleberg A	0	0	35,825	24,653	38,104	35,000	35,000
SUBTOTAL Services	0	0	35,825	24,653	38,104	35,000	35,000
<u>Capital Outlay</u>							
5-301.0-712.00 Equipment	0	0	0	0	0	10,000	10,000
5-301.0-726.00 Computers	0	14,825	5,000	4,741	5,000	0	0
SUBTOTAL Capital outlay	0	14,825	5,000	4,741	5,000	10,000	10,000
DIVISION TOTAL-	0	20,523	40,825	29,394	43,104	45,000	45,000
DEPARTMENT TOTAL - 301 Engineering	0	20,523	40,825	29,394	43,104	45,000	45,000

CITY OF KINGSVILLE
 CITY MANAGER'S BUDGET
 AS OF: Comm Adopted 9/17/13

091-GF Capital Projects
 302 Service Center

	2010-2011 ACTUAL	2011-2012 ACTUAL	(-----) 2012-2013 (-----) CURRENT BUDGET	Y-T-D + ENCUMBERED	EXPECTED ANNUAL TOTAL	(-----) 2013-2014 (-----) CITY MANAGER PROPOSED	COMMISSION ADOPTED
Supplies							
5-302.0-217.00 Minor Eq & Office Furn	0	4,703	0	0	0	0	0
5-302.0-226.00 Computers & Associated	0	0	4,999	4,999	4,999	0	0
SUBTOTAL Supplies	0	4,703	4,999	4,999	4,999	0	0
Maintenance							
5-302.0-511.00 Building Maintenance	0	0	30,000	31,455	30,000	0	0
5-302.0-591.00 Ground & Perm Fixutres	0	25,586	3,267	0	3,267	0	0
SUBTOTAL Maintenance	0	25,586	33,267	31,455	33,267	0	0
Capital Outlay							
5-302.0-712.00 Equipment	0	0	5,675	0	5,675	0	0
5-302.0-713.00 Building	0	257	22,822	18,886	13,721	0	0
SUBTOTAL Capital Outlay	0	257	28,497	18,886	19,396	0	0
DIVISION TOTAL-	0	30,546	66,763	55,340	57,662	0	0
DEPARTMENT TOTAL - 302 Service Center	0	30,546	66,763	55,340	57,662	0	0

091-GF Capital Projects
 303 Garage

	2010-2011 ACTUAL	2011-2012 ACTUAL	(----- 2012-2013 -----) CURRENT BUDGET	Y-T-D + ENCUMBERED	EXPECTED ANNUAL TOTAL	(----- 2013-2014 -----) CITY MANAGER PROPOSED	COMMISSION ADOPTED
<u>Capital Outlay</u>							
5-303.0-711.00 vehicles	0	35,421	0	0	0	0	0
SUBTOTAL Capital outlay	0	35,421	0	0	0	0	0
DIVISION TOTAL-	0	35,421	0	0	0	0	0
DEPARTMENT TOTAL - 303 Garage	0	35,421	0	0	0	0	0

091-GF Capital Projects
 305 Street

	2010-2011 ACTUAL	2011-2012 ACTUAL	(----- 2012-2013 -----) CURRENT BUDGET	Y-T-D + ENCUMBERED	EXPECTED ANNUAL TOTAL	(----- 2013-2014 -----) CITY MANAGER PROPOSED	COMMISSION ADOPTED
<u>Maintenance</u>							
5-305.0-521.01 Street - Ailsie	0	80,284	179,073	143,918	186,153	0	0
5-305.0-521.02 Street - Armstrong	0	240,711	7,080	3,540	3,540	0	0
5-305.0-521.26 Street & Bridge-wildwoo	0	0	300,000	0	0	300,000	300,000
SUBTOTAL Maintenance	0	320,995	486,153	147,458	189,693	300,000	300,000
<u>Capital Outlay</u>							
5-305.0-711.00 Vehicles	0	32,323	0	0	0	0	0
SUBTOTAL Capital outlay	0	32,323	0	0	0	0	0
DIVISION TOTAL-	0	353,318	486,153	147,458	189,693	300,000	300,000
DEPARTMENT TOTAL - 305 Street	0	353,318	486,153	147,458	189,693	300,000	300,000

CITY OF KINGSVILLE
 CITY MANAGER'S BUDGET
 AS OF: Comm Adopted 9/17/13

091-GF Capital Projects
 440 Health

	2010-2011 ACTUAL	2011-2012 ACTUAL	(----- 2012-2013 -----)	(----- 2013-2014 -----)			
			CURRENT BUDGET	Y-T-D + ENCUMBERED	EXPECTED ANNUAL TOTAL	CITY MANAGER PROPOSED	COMMISSION ADOPTED
<u>Repairs</u>							
5-440.0-414.00 Equipment Maintenance	0	3,500	0	0	0	0	0
SUBTOTAL Repairs	0	3,500	0	0	0	0	0
<u>Capital Outlay</u>							
DIVISION TOTAL-	0	3,500	0	0	0	0	0
DEPARTMENT TOTAL - 440 Health	0	3,500	0	0	0	0	0

091-GF Capital Projects
 450 Parks

	2010-2011 ACTUAL	2011-2012 ACTUAL	(----- 2012-2013 -----) CURRENT BUDGET	(----- 2012-2013 -----) Y-T-D + ENCUMBERED	(----- 2012-2013 -----) EXPECTED ANNUAL TOTAL	(----- 2013-2014 -----) CITY MANAGER PROPOSED	(----- 2013-2014 -----) COMMISSION ADOPTED
<u>Maintenance</u>							
5-450.0-591.00 Grounds & Perm Fixtures	0	5,000	0	1,130	0	0	0
SUBTOTAL Maintenance	0	5,000	0	1,130	0	0	0
DIVISION TOTAL-	0	5,000	0	1,130	0	0	0
DEPARTMENT TOTAL - 450 Parks	0	5,000	0	1,130	0	0	0

CITY OF KINGSVILLE
 CITY MANAGER'S BUDGET
 AS OF: Comm Adopted 9/17/13

091-GF Capital Projects
 460 Library

	2010-2011 ACTUAL	2011-2012 ACTUAL	(----- 2012-2013 -----) CURRENT BUDGET	(----- 2012-2013 -----) Y-T-D + ENCUMBERED	(----- 2012-2013 -----) EXPECTED ANNUAL TOTAL	(----- 2013-2014 -----) CITY MANAGER PROPOSED	(----- 2013-2014 -----) COMMISSION ADOPTED
<u>Maintenance</u>							
5-460.0-511.00 Building Maintenance	0	0	56,040	0	0	0	0
SUBTOTAL Maintenance	0	0	56,040	0	0	0	0
DIVISION TOTAL-	0	0	56,040	0	0	0	0
DEPARTMENT TOTAL - 460 Library	0	0	56,040	0	0	0	0
FUND TOTAL EXPENDITURES	0	827,432	1,362,094	806,022	914,603	3,823,774	3,823,774

**GENERAL
FUND
CAPITAL
PROJECTS**

CITY OF KINGSVILLE
 CITY MANAGER'S BUDGET
 AS OF: 9/16/13 GF CAP PROJ R

000-CONSOLIDATED
 CONSOLIDATED DEPARTMENTS

REVENUES	2010-2011 ACTUAL	2011-2012 ACTUAL	(----- 2012-2013 -----)			(----- 2013-2014 -----)	
			CURRENT BUDGET	Y-T-D + ENCUMBERED	EXPECTED ANNUAL TOTAL	CITY MANAGER PROPOSED	COMMISSION ADOPTED
<u>Grants & Transfers</u>							
4-000-750.15 Transfers from Fund 001	0	100,000	0	0	0	0	0
4-000-750.61 Transfer from Fund 061	0	0	133,163	133,163	203,646	0	0
SUBTOTAL - Grants & Transfers	0	100,000	133,163	133,163	203,646	0	0
<u>Interest & Other</u>							
4-000-915.00 Interest Earned	5,438	5,803	4,437	4,300	4,973	6,125	6,125
4-000-915.20 Interest Earned-Investmen	0	14,038	0	0	0	0	0
4-000-940.00 Intergovernmental Revenue	25,916	0	0	0	0	0	0
4-000-995.00 Bond Proceeds	5,385,040	0	994,391	0	994,391	0	0
4-000-996.00 Bond Premiums	80,361	0	39,554	0	39,555	0	0
4-000-997.00 Gain/Loss on Sale of Asse	11,000	18,500	0	0	0	0	0
SUBTOTAL - Interest & Other	5,507,754	38,341	1,038,382	4,300	1,038,919	6,125	6,125
TOTAL REVENUE - ????	5,507,754	138,341	1,171,545	137,463	1,242,565	6,125	6,125
FUND TOTAL REVENUES	5,507,754	138,341	1,171,545	137,463	1,242,565	6,125	6,125

000-CONSOLIDATED
 CONSOLIDATED DEPARTMENTS

	2010-2011 ACTUAL	2011-2012 ACTUAL	(----- 2012-2013 -----) CURRENT BUDGET	(----- 2012-2013 -----) Y-T-D + ENCUMBERED	(----- 2012-2013 -----) EXPECTED ANNUAL TOTAL	(----- 2013-2014 -----) CITY MANAGER PROPOSED	(----- 2013-2014 -----) COMMISSION ADOPTED
*CONSOLIDATED DIVISIONS							
<u>Supplies</u>							
5-000.0-211.00 Supplies	220	0	0	0	0	0	0
5-000.0-217.00 Minor Eq/Office Furn	54,611	6,750	0	0	0	0	0
5-000.0-220.00 Rollouts & Dumpsters	20,610	21,556	0	0	0	57,500	57,500
5-000.0-226.00 Computers & Associated	16,320	851	0	0	0	0	0
SUBTOTAL Supplies	91,761	29,157	0	0	0	57,500	57,500
<u>Services</u>							
5-000.0-314.00 Professional Services	100,156	60,608	0	0	0	0	0
5-000.0-314.04 PrfSrv-Bond IssueCosts/	127,815	0	22,905	0	22,906	0	0
5-000.0-315.00 Printing & Publishing	0	3,816	0	0	0	0	0
5-000.0-394.91 Trsfers to Fund 091	0	0	0	0	0	975,136	975,136
SUBTOTAL Services	227,971	64,424	22,905	0	22,906	975,136	975,136
<u>Repairs</u>							
<u>Maintenance</u>							
5-000.0-511.00 Building Maintenance	0	3,090	0	0	0	0	0
5-000.0-521.00 Street & Bridge	406,747	216,081	772,629	419,166	772,629	1,319,128	1,319,128
5-000.0-531.00 Drainage	0	0	138,773	0	68,773	0	0
5-000.0-591.00 Grounds & Perm Fixtures	922	8,080	4,033	0	4,033	4,033	4,033
SUBTOTAL Maintenance	407,669	227,251	915,435	419,166	845,435	1,323,161	1,323,161
<u>Operating Lease</u>							
<u>Capital Outlay</u>							
5-000.0-711.00 Vehicle	765,119	0	0	0	0	0	0
5-000.0-712.00 Furniture/Equipment	301,929	183,798	49,527	33,964	49,527	0	0
5-000.0-713.00 Building	41,384	89,484	26,390	23,346	23,346	0	0
5-000.0-713.01 Building - GF portion	0	82,444	6,587	6,587	6,587	0	0
5-000.0-714.00 Landfill Expansion	14,850	67,800	205,867	64,464	78,564	127,303	127,303
5-000.0-716.00 Orainage	0	676,845	0	0	0	0	0
SUBTOTAL Capital outlay	1,123,282	1,100,370	288,371	128,360	158,024	127,303	127,303
DIVISION TOTAL- ????	1,850,684	1,421,202	1,226,711	547,526	1,026,365	2,483,100	2,483,100
DEPARTMENT TOTAL - ????	1,850,684	1,421,202	1,226,711	547,526	1,026,365	2,483,100	2,483,100
FUNO TOTAL EXPENDITURES	1,850,684	1,421,202	1,226,711	547,526	1,026,365	2,483,100	2,483,100

CITY OF KINGSVILLE
 CITY MANAGER'S BUDGET
 AS OF: Comm Adopted 9/16/13

039-CO Series 2002-2002A-Gen
 000 Non-Departmental

REVENUES	2010-2011 ACTUAL	2011-2012 ACTUAL	(----- 2012-2013 -----)			(----- 2013-2014 -----)	
			CURRENT BUDGET	Y-T-D + ENCUMBERED	EXPECTED ANNUAL TOTAL	CITY MANAGER PROPOSED	COMMISSION ADOPTED
Grants & Transfers							
4-000-750.61 Transfer from Fund 061	0	0	133,163	133,163	203,646	0	0
SUBTOTAL - Grants & Transfers	0	0	133,163	133,163	203,646	0	0
Interest & Other							
4-000-915.00 Interest Earned	480	317	0	92	0	0	0
SUBTOTAL - Interest & Other	480	317	0	92	0	0	0
TOTAL REVENUE - 000 Non-Departmental	480	317	133,163	133,255	203,646	0	0
FUND TOTAL REVENUES	480	317	133,163	133,255	203,646	0	0

CITY OF KINGSVILLE
 CITY MANAGER'S BUDGET
 AS OF: Comm Adopted 9/17/13

039-CO Series 2002-2002A-Gen
 170 Solid Waste Managemn

	2010-2011 ACTUAL	2011-2012 ACTUAL	(----- 2012-2013 -----) CURRENT BUDGET	2012-2013 Y-T-D + ENCUMBERED	(----- 2013-2014 -----) EXPECTED ANNUAL TOTAL	CITY MANAGER PROPOSED	COMMISSION ADOPTED
<u>Sanitation Collection</u>							
<u>Supplies</u>							
5-170.2-220.00 Rollouts & Dumpsters	0	21,556	0	0	0	0	0
SUBTOTAL Supplies	0	21,556	0	0	0	0	0
<u>Capital Outlay</u>							
DIVISION TOTAL- Sanitation Collection	0	21,556	0	0	0	0	0

CITY OF KINGSVILLE
 CITY MANAGER'S BUDGET
 AS OF: Comm Adopted 9/17/13

039-CO Series 2002-2002A-Gen
 170 Solid Waste Managemn

	2010-2011 ACTUAL	2011-2012 ACTUAL	(----- 2012-2013 -----) CURRENT BUDGET	(----- 2012-2013 -----) Y-T-D + ENCUMBERED	(----- 2012-2013 -----) EXPECTED ANNUAL TOTAL	(----- 2013-2014 -----) CITY MANAGER PROPOSED	(----- 2013-2014 -----) COMMISSION ADOPTED
Landfill							
<u>Supplies</u>							
<u>Repairs</u>							
<u>Maintenance</u>							
5-170.3-591.00 Grounds & Perm Fixtures	922	8,080	4,033	0	4,033	4,033	4,033
SUBTOTAL Maintenance	922	8,080	4,033	0	4,033	4,033	4,033
<u>Capital Outlay</u>							
DIVISION TOTAL- Landfill	922	8,080	4,033	0	4,033	4,033	4,033
DEPARTMENT TOTAL - 170 Solid Waste Mana	922	29,636	4,033	0	4,033	4,033	4,033

CITY OF KINGSVILLE
 CITY MANAGER'S BUDGET
 AS OF: Comm Adopted 9/17/13

039-CO Series 2002-2002A-Gen
 302 Service Center

	2010-2011 ACTUAL	2011-2012 ACTUAL	(----- CURRENT BUDGET	2012-2013 Y-T-D + ENCUMBERED	(----- EXPECTED ANNUAL TOTAL	(----- CITY MANAGER PROPOSED	(----- COMMISSION ADOPTED
<u>Supplies</u>							
<u>Services</u>							
<u>Maintenance</u>							
5-302.0-511.00 Building Maintenance	0	2,850	0	0	0	0	0
SUBTOTAL Maintenance	0	2,850	0	0	0	0	0
<u>Capital outlay</u>							
DIVISION TOTAL-	0	2,850	0	0	0	0	0
DEPARTMENT TOTAL - 302 Service Center	0	2,850	0	0	0	0	0

039-CO Series 2002-2002A-Gen
 303 Garage

	2010-2011 ACTUAL	2011-2012 ACTUAL	(----- 2012-2013 -----) CURRENT BUDGET	(----- 2012-2013 -----) Y-T-D + ENCUMBERED	(----- 2012-2013 -----) EXPECTED ANNUAL TOTAL	(----- 2013-2014 -----) CITY MANAGER PROPOSED	(----- 2013-2014 -----) COMMISSION ADOPTED
<u>Supplies</u>							
5-303.0-217.00 Minor Eq/Office Furn	0	3,351	0	0	0	0	0
SUBTOTAL Supplies	0	3,351	0	0	0	0	0
<u>Capital Outlay</u>							
DIVISION TOTAL-	0	3,351	0	0	0	0	0
DEPARTMENT TOTAL - 303 Garage	0	3,351	0	0	0	0	0

CITY OF KINGSVILLE
 CITY MANAGER'S BUDGET
 AS OF: Comm Adopted 9/17/13

039-CO Series 2002-2002A-Gen
 305 Street

	2010-2011 ACTUAL	2011-2012 ACTUAL	(----- 2012-2013 -----) CURRENT BUDGET	(----- 2012-2013 -----) Y-T-D + ENCUMBERED	(----- 2012-2013 -----) EXPECTED ANNUAL TOTAL	(----- 2013-2014 -----) CITY MANAGER PROPOSED	(----- 2013-2014 -----) COMMISSION ADOPTED
<u>Supplies</u>							
<u>Services</u>							
<u>Repairs</u>							
<u>Maintenance</u>							
<u>Capital Outlay</u>							
5-305.0-716.00 Drainage	0	160,617	0	0	0	0	0
SUBTOTAL Capital outlay	0	160,617	0	0	0	0	0
DIVISION TOTAL-	0	160,617	0	0	0	0	0
DEPARTMENT TOTAL - 305 Street	0	160,617	0	0	0	0	0

CITY OF KINGSVILLE
 CITY MANAGER'S BUDGET
 AS OF: Comm Adopted 9/16/13

064-CO Series 2009 - General
 Non-Departmental

REVENUES	2010-2011 ACTUAL	2011-2012 ACTUAL	2012-2013			2013-2014	
			CURRENT BUDGET	Y-T-D + ENCUMBERED	EXPECTED ANNUAL TOTAL	CITY MANAGER PROPOSED	COMMISSION ADOPTED
<u>Interest & Other</u>							
4-000-915.00 Interest Earned MBIA	521	209	0	113	124	137	137
4-000-997.00 Gain/Loss on Sale of Asse	11,000	0	0	0	0	0	0
SUBTOTAL - Interest & Other	11,521	209	0	113	124	137	137
TOTAL REVENUE - Non-Departmental	11,521	209	0	113	124	137	137
FUND TOTAL REVENUES	11,521	209	0	113	124	137	137

064-CO Series 2009 - General
 Solid Waste Management

	2010-2011 ACTUAL	2011-2012 ACTUAL	(----- 2012-2013 -----) CURRENT BUDGET	(----- 2012-2013 -----) Y-T-D + ENCUMBERED	(----- 2012-2013 -----) EXPECTED ANNUAL TOTAL	(----- 2013-2014 -----) CITY MANAGER PROPOSED	(----- 2013-2014 -----) COMMISSION ADOPTED
<u>Sanitation Collection</u>							
<u>Supplies</u>							
5-170.2-220.00 Rollouts & Dumpsters	20,610	0	0	0	0	57,500	57,500
SUBTOTAL Supplies	20,610	0	0	0	0	57,500	57,500
<u>Services</u>							
<u>Capital Outlay</u>							
DIVISION TOTAL- Sanitation Collection	20,610	0	0	0	0	57,500	57,500

064-CO Series 2009 - General
 Solid Waste Management

	2010-2011 ACTUAL	2011-2012 ACTUAL	(----- 2012-2013 -----) CURRENT BUDGET	(----- 2012-2013 -----) Y-T-D + ENCUMBERED	(----- 2012-2013 -----) EXPECTED ANNUAL TOTAL	(----- 2013-2014 -----) CITY MANAGER PROPOSED	(----- 2013-2014 -----) COMMISSION ADOPTED
Landfill							
<u>Services</u>							
5-170.3-314.00 Professional Services	94,025	0	0	0	0	0	0
SUBTOTAL Services	94,025	0	0	0	0	0	0
<u>Repairs</u>							
<u>Maintenance</u>							
<u>Capital Outlay</u>							
5-170.3-712.00 Equipment	124,867	0	0	0	0	0	0
5-170.3-714.00 Landfill Expansion	14,850	67,800	205,867	64,464	78,564	127,303	127,303
SUBTOTAL Capital Outlay	139,717	67,800	205,867	64,464	78,564	127,303	127,303
DIVISION TOTAL- Landfill	233,742	67,800	205,867	64,464	78,564	127,303	127,303
DEPARTMENT TOTAL - Solid Waste Manageme	254,352	67,800	205,867	64,464	78,564	184,803	184,803

065-CO Series 2011-General
 Non-Departmental

REVENUES	2010-2011 ACTUAL	2011-2012 ACTUAL	2012-2013			2013-2014	
			CURRENT BUDGET	Y-T-D + ENCUMBERED	EXPECTED ANNUAL TOTAL	CITY MANAGER PROPOSED	COMMISSION ADOPTED
Grants & Transfers							
4-000-750.15 Transfers from Fund 001	0	100,000	0	0	0	0	0
SUBTOTAL - Grants & Transfers	0	100,000	0	0	0	0	0
Interest & Other							
4-000-910.00 Sale of City Property	0	18,500	0	0	0	0	0
4-000-915.00 Interest Earned Cutwater	4,437	5,278	4,437	3,280	3,834	4,368	4,368
4-000-915.20 Interest Earned-Investmen	0	14,038	0	0	0	0	0
4-000-940.00 Intergovernmental Revenue	25,916	0	0	0	0	0	0
4-000-995.00 Bond Proceeds	5,385,040	0	0	0	0	0	0
4-000-996.00 Bond Issuance Premium	80,361	0	0	0	0	0	0
4-000-997.00 Gain/Loss on Sale of Asse	0	18,500	0	0	0	0	0
SUBTOTAL - Interest & Other	5,495,754	56,316	4,437	3,280	3,834	4,368	4,368
TOTAL REVENUE - Non-Departmental	5,495,754	156,316	4,437	3,280	3,834	4,368	4,368
FUND TOTAL REVENUES	5,495,754	156,316	4,437	3,280	3,834	4,368	4,368

CITY OF KINGSVILLE
 CITY MANAGER'S BUDGET
 AS OF: Comm Adopted 9/17/13

065-CO Series 2011-General
 City Special

	2010-2011 ACTUAL	2011-2012 ACTUAL	(----- CURRENT BUDGET	2012-2013 Y-T-D + ENCUMBERED	-----) EXPECTED ANNUAL TOTAL	(----- CITY MANAGER PROPOSED	2013-2014 COMMISSION ADOPTED
<u>Services</u>							
5-103.0-314.04 PrfSrv-Bond IssueCosts/	127,815	0	0	0	0	0	0
SUBTOTAL Services	<u>127,815</u>	<u>0</u>	<u>0</u>	<u>0</u>	<u>0</u>	<u>0</u>	<u>0</u>
DIVISION TOTAL-	<u>127,815</u>	<u>0</u>	<u>0</u>	<u>0</u>	<u>0</u>	<u>0</u>	<u>0</u>
DEPARTMENT TOTAL - City Special	127,815	0	0	0	0	0	0

CITY OF KINGSVILLE
 CITY MANAGER'S BUDGET
 AS OF: Comm Adopted 9/17/13

065-CO Series 2011-General
 Police

	2010-2011 ACTUAL	2011-2012 ACTUAL	2012-2013 -----)			2013-2014 -----)	
			CURRENT BUDGET	Y-T-D + ENCUMBERED	EXPECTED ANNUAL TOTAL	CITY MANAGER PROPOSED	COMMISSION ADOPTED
<u>Patrol</u>							
<u>Capital Outlay</u>							
5-210.2-711.00 vehicle	97,961	0	0	0	0	0	0
5-210.2-712.00 Equipment	111,587	0	0	0	0	0	0
SUBTOTAL Capital outlay	209,549	0	0	0	0	0	0
DIVISION TOTAL- Patrol	209,549	0	0	0	0	0	0
DEPARTMENT TOTAL - Police	209,549	0	0	0	0	0	0

065-CO Series 2011-General
 Fire

	2010-2011 ACTUAL	2011-2012 ACTUAL	(----- 2012-2013 -----)			(----- 2013-2014 -----)	
			CURRENT BUDGET	Y-T-D + ENCUMBERED	EXPECTED ANNUAL TOTAL	CITY MANAGER PROPOSED	COMMISSION ADOPTED
<u>Supplies</u>							
5-220.0-217.00 Minor Equipment	41,291	0	0	0	0	0	0
5-220.0-226.00 Computers & Associated	16,320	0	0	0	0	0	0
SUBTOTAL Supplies	57,611	0	0	0	0	0	0
<u>Maintenance</u>							
5-220.0-511.00 Building Maintenance	0	240	0	0	0	0	0
SUBTOTAL Maintenance	0	240	0	0	0	0	0
<u>Capital Outlay</u>							
5-220.0-711.00 vehicle	372,811	0	0	0	0	0	0
5-220.0-712.00 Equipment	0	28,754	0	0	0	0	0
5-220.0-713.00 Building	41,384	89,484	26,390	23,346	23,346	0	0
5-220.0-713.01 Building - GF portion	0	82,444	6,587	6,587	6,587	0	0
SUBTOTAL Capital Outlay	414,195	200,681	32,977	29,932	29,933	0	0
DIVISION TOTAL-	471,806	200,921	32,977	29,932	29,933	0	0
DEPARTMENT TOTAL - Fire	471,806	200,921	32,977	29,932	29,933	0	0

065-CO Series 2011-General
 Engineering

	2010-2011 ACTUAL	2011-2012 ACTUAL	(----- 2012-2013 -----) CURRENT BUDGET	(----- 2012-2013 -----) Y-T-D + ENCUMBERED	(----- 2012-2013 -----) EXPECTED ANNUAL TOTAL	(----- 2013-2014 -----) CITY MANAGER PROPOSED	(----- 2013-2014 -----) COMMISSION ADOPTED
Engineering - GF							
<u>Capital Outlay</u>							
5-301.0-711.00 Vehicle	12,338	0	0	0	0	0	0
SUBTOTAL Capital Outlay	12,338	0	0	0	0	0	0
DIVISION TOTAL- Engineering - GF	12,338	0	0	0	0	0	0
DEPARTMENT TOTAL - Engineering	12,338	0	0	0	0	0	0

065-CO Series 2011-General
 Street

	2010-2011 ACTUAL	2011-2012 ACTUAL	(----- 2012-2013 -----)			(----- 2013-2014 -----)	
			CURRENT BUDGET	Y-T-D + ENCUMBERED	EXPECTED ANNUAL TOTAL	CITY MANAGER PROPOSED	COMMISSION ADOPTED
<u>Supplies</u>							
5-305.0-217.00 Minor Equipment	9,626	3,399	0	0	0	0	0
5-305.0-226.00 Computers & Associated	0	851	0	0	0	0	0
SUBTOTAL Supplies	9,626	4,250	0	0	0	0	0
<u>Services</u>							
5-305.0-314.00 PrfSev-study Storm Drai	6,131	60,608	0	0	0	0	0
5-305.0-315.00 Printing & Publishing	0	3,816	0	0	0	0	0
SUBTOTAL Services	6,131	64,424	0	0	0	0	0
<u>Maintenance</u>							
5-305.0-521.00 Street & Bridge	406,747	216,081	772,629	419,166	772,629	985,768	985,768
5-305.0-531.00 Drainage	0	0	138,773	0	68,773	0	0
SUBTOTAL Maintenance	406,747	216,081	911,402	419,166	841,402	985,768	985,768
<u>Capital Outlay</u>							
5-305.0-711.00 Vehicle	253,675	0	0	0	0	0	0
5-305.0-712.00 Equipment	47,275	173,544	49,527	33,964	49,527	0	0
5-305.0-716.00 Drainage	0	516,228	0	0	0	0	0
SUBTOTAL Capital Outlay	300,950	689,772	49,527	33,964	49,527	0	0
DIVISION TOTAL-	723,454	974,526	960,929	453,130	890,929	985,768	985,768
DEPARTMENT TOTAL - Street	723,454	974,526	960,929	453,130	890,929	985,768	985,768

CITY OF KINGSVILLE
 CITY MANAGER'S BUDGET
 AS OF: Comm Adopted 9/17/13

065-CO Series 2011-General
 Health

	2010-2011 ACTUAL	2011-2012 ACTUAL	(----- 2012-2013 -----)			(----- 2013-2014 -----)	
			CURRENT BUDGET	Y-T-D + ENCUMBERED	EXPECTED ANNUAL TOTAL	CITY MANAGER PROPOSED	COMMISSION ADOPTED
<u>Supplies</u>							
5-440.0-211.00 Supplies	220	0	0	0	0	0	0
5-440.0-217.00 Minor Eq/Office Furn	3,695	0	0	0	0	0	0
SUBTOTAL Supplies	3,915	0	0	0	0	0	0
<u>Capital Outlay</u>							
5-440.0-711.00 Vehicle	28,334	0	0	0	0	0	0
5-440.0-712.00 Equipment	18,200	0	0	0	0	0	0
SUBTOTAL Capital Outlay	46,534	0	0	0	0	0	0
DIVISION TOTAL-	50,449	0	0	0	0	0	0
DEPARTMENT TOTAL - Health	50,449	0	0	0	0	0	0

CITY OF KINGSVILLE
 CITY MANAGER'S BUDGET
 AS OF: Comm Adopted 9/17/13

065-CO Series 2011-General
 Fund Expense/Transfr

	2010-2011 ACTUAL	2011-2012 ACTUAL	(----- 2012-2013 -----) CURRENT BUDGET	(----- 2012-2013 -----) Y-T-D + ENCUMBERED	(----- 2012-2013 -----) EXPECTED ANNUAL TOTAL	(----- 2013-2014 -----) CITY MANAGER PROPOSED	(----- 2013-2014 -----) COMMISSION ADOPTED
<u>Services</u>							
5-690.0-394.91 Trsfrs to Fund 091	0	0	0	0	0	975,136	975,136
SUBTOTAL Services	0	0	0	0	0	975,136	975,136
DIVISION TOTAL-	0	0	0	0	0	975,136	975,136
DEPARTMENT TOTAL - Fund Expense/Transfr	0	0	0	0	0	975,136	975,136
FUND TOTAL EXPENOITURES	1,595,410	1,175,448	993,906	483,062	920,862	1,960,904	1,960,904

CITY OF KINGSVILLE
 CITY MANAGER'S BUDGET
 AS OF: Comm Adopted 9/16/13

067-CO 2013 - GF Street Projs
 Non-Departmental

REVENUES	2010-2011 ACTUAL	2011-2012 ACTUAL	(----- 2012-2013 -----)			(----- 2013-2014 -----)	
			CURRENT BUDGET	Y-T-D + ENCUMBERED	EXPECTED ANNUAL TOTAL	CITY MANAGER PROPOSED	COMMISSION ADOPTED
<u>Interest & Other</u>							
4-000-915.00 Interest Earned Cutwater	0	0	0	815	1,015	1,620	1,620
4-000-995.00 Bond Proceeds	0	0	994,391	0	994,391	0	0
4-000-996.00 Bond Issuance Premium	0	0	39,554	0	39,555	0	0
SUBTOTAL - Interest & Other	0	0	1,033,945	815	1,034,961	1,620	1,620
TOTAL REVENUE - Non-Departmental	0	0	1,033,945	815	1,034,961	1,620	1,620
FUND TOTAL REVENUES	0	0	1,033,945	815	1,034,961	1,620	1,620

CITY OF KINGSVILLE
 CITY MANAGER'S BUDGET
 AS OF: Comm Adopted 9/17/13

067-CO 2013 - GF Street Projs
 Non-Departmental

	2010-2011 ACTUAL	2011-2012 ACTUAL	(----- 2012-2013 -----) CURRENT BUDGET	(----- 2012-2013 -----) Y-T-D + ENCUMBERED	(----- 2012-2013 -----) EXPECTED ANNUAL TOTAL	(----- 2013-2014 -----) CITY MANAGER PROPOSED	(----- 2013-2014 -----) COMMISSION ADOPTED
<u>Services</u>							
5-000.0-314.04 PrfSrv-Bond IssueCosts/	0	0	22,905	0	22,906	0	0
SUBTOTAL Services	0	0	22,905	0	22,906	0	0
DIVISION TOTAL-	0	0	22,905	0	22,906	0	0
DEPARTMENT TOTAL - Non-Departmental	0	0	22,905	0	22,906	0	0
FUND TOTAL EXPENDITURES	0	0	22,905	0	22,906	333,360	333,360

CITY OF KINGSVILLE
 CITY MANAGER'S BUDGET
 AS OF: Comm Adopted 9/17/13

067-CO 2013 - GF Street Projs
 CO 2013 GF Street Projs

	2010-2011 ACTUAL	2011-2012 ACTUAL	(----- 2012-2013 -----) CURRENT BUDGET	(----- 2012-2013 -----) Y-T-D + ENCUMBERED	(----- 2012-2013 -----) EXPECTED ANNUAL TOTAL	(----- 2013-2014 -----) CITY MANAGER PROPOSED	(----- 2013-2014 -----) COMMISSION ADOPTED
Street							
<u>Maintenance</u>							
5-305.0-521.00 Street & Bridge	0	0	0	0	0	333,360	333,360
SUBTOTAL Maintenance	0	0	0	0	0	333,360	333,360
DIVISION TOTAL- Street	0	0	0	0	0	333,360	333,360
DEPARTMENT TOTAL - CO 2013 GF Street Pr	0	0	0	0	0	333,360	333,360

**GENERAL
OBLIGATION
DEBT
SERVICE**

CITY OF KINGSVILLE
 CITY MANAGER'S BUDGET
 AS OF: 9/16/13 GF DBT SRV REV

000-CONSOLIDATED
 CONSOLIDATED DEPARTMENTS

REVENUES	2010-2011 ACTUAL	2011-2012 ACTUAL	(----- 2012-2013 -----)			(----- 2013-2014 -----)	
			CURRENT BUDGET	Y-T-D + ENCUMBERED	EXPECTED ANNUAL TOTAL	CITY MANAGER PROPOSED	COMMISSION ADOPTED
<u>Advalorem Taxes</u>							
4-000-111.10 Current Taxes	1,430,508	1,352,237	1,236,443	1,185,577	1,236,443	1,303,611	1,303,611
4-000-121.10 Delinquent Tax	58,732	58,500	18,662	40,975	58,000	58,519	58,519
4-000-130.10 Penalty and Interest	43,744	39,700	12,441	30,894	39,000	43,889	43,889
SUBTOTAL - Advalorem Taxes	1,532,984	1,450,438	1,267,546	1,257,446	1,333,443	1,406,019	1,406,019
<u>Grants & Transfers</u>							
4-000-750.50 Transfer from Adt Garb Fe	432,936	427,920	426,399	390,866	426,399	429,577	429,577
SUBTOTAL - Grants & Transfers	432,936	427,920	426,399	390,866	426,399	429,577	429,577
<u>Interest & Other</u>							
4-000-915.10 Interest Income	1,578	3,795	3,822	1,832	3,822	3,822	3,822
SUBTOTAL - Interest & Other	1,578	3,795	3,822	1,832	3,822	3,822	3,822
TOTAL REVENUE - ????	1,967,499	1,882,153	1,697,767	1,650,144	1,763,664	1,839,418	1,839,418
FUND TOTAL REVENUES	1,967,499	1,882,153	1,697,767	1,650,144	1,763,664	1,839,418	1,839,418

CITY OF KINGSVILLE
 CITY MANAGER'S BUDGET
 AS OF: 9/16/13 GF DBT SRV EXP

000-CONSOLIDATED
 CONSOLIDATED DEPARTMENTS

	2010-2011 ACTUAL	2011-2012 ACTUAL	(----- 2012-2013 -----)			(----- 2013-2014 -----)	
			CURRENT BUDGET	Y-T-D + ENCUMBERED	EXPECTED ANNUAL TOTAL	CITY MANAGER PROPOSED	COMMISSION ADOPTED
*CONSOLIDATED DIVISIONS							
Services							
Operating Lease							
5-000.0-611.00 Principle	1,453,000	1,266,933	1,490,000	1,817,450	1,490,000	1,525,000	1,525,000
5-000.0-621.00 Interest	289,220	534,012	394,088	599,573	394,088	362,572	362,572
5-000.0-631.00 Paying Agent Fees	1,800	2,050	5,000	1,900	5,000	2,800	2,800
SUBTOTAL Operating Lease	1,744,020	1,802,995	1,889,088	2,418,923	1,889,088	1,890,372	1,890,372
DIVISION TOTAL- ????	1,744,020	1,802,995	1,889,088	2,418,923	1,889,088	1,890,372	1,890,372
DEPARTMENT TOTAL - ????	1,744,020	1,802,995	1,889,088	2,418,923	1,889,088	1,890,372	1,890,372
FUND TOTAL EXPENDITURES	1,744,020	1,802,995	1,889,088	2,418,923	1,889,088	1,890,372	1,890,372

CITY OF KINGSVILLE
 CITY MANAGER'S BUDGET
 AS OF: Comm Adopted 9/16/13

011-G.O. Debt Service Fund
 000 Non-Departmental

REVENUES	2010-2011 ACTUAL	2011-2012 ACTUAL	(----- 2012-2013 -----)			(----- 2013-2014 -----)	
			CURRENT BUDGET	Y-T-D + ENCUMBERED	EXPECTED ANNUAL TOTAL	CITY MANAGER PROPOSED	COMMISSION ADOPTED
<u>Advalorem Taxes</u>							
4-000-111.10 Current Taxes	1,430,508	1,352,237	1,236,443	1,185,577	1,236,443	1,303,611	1,303,611
4-000-121.10 Delinquent Tax	58,732	58,500	18,662	40,975	58,000	58,519	58,519
4-000-130.10 Penalty and Interest	43,744	39,700	12,441	30,894	39,000	43,889	43,889
SUBTOTAL - Advalorem Taxes	<u>1,532,984</u>	<u>1,450,438</u>	<u>1,267,546</u>	<u>1,257,446</u>	<u>1,333,443</u>	<u>1,406,019</u>	<u>1,406,019</u>
<u>Grants & Transfers</u>							
4-000-750.50 Transfer from Adt Garb Fe	432,936	427,920	426,399	390,866	426,399	429,577	429,577
SUBTOTAL - Grants & Transfers	<u>432,936</u>	<u>427,920</u>	<u>426,399</u>	<u>390,866</u>	<u>426,399</u>	<u>429,577</u>	<u>429,577</u>
<u>Interest & Other</u>							
4-000-915.10 Interest Income	1,578	3,795	3,822	1,832	3,822	3,822	3,822
SUBTOTAL - Interest & Other	<u>1,578</u>	<u>3,795</u>	<u>3,822</u>	<u>1,832</u>	<u>3,822</u>	<u>3,822</u>	<u>3,822</u>
TOTAL REVENUE - 000 Non-Departmental	<u>1,967,499</u>	<u>1,882,153</u>	<u>1,697,767</u>	<u>1,650,144</u>	<u>1,763,664</u>	<u>1,839,418</u>	<u>1,839,418</u>
FUND TOTAL REVENUES	1,967,499	1,882,153	1,697,767	1,650,144	1,763,664	1,839,418	1,839,418

CITY OF KINGSVILLE
 CITY MANAGER'S BUDGET
 AS OF: Comm Adopted 9/17/13

011-G.O. Debt Service Fund
 510 G. O. Debt Service

	2010-2011 ACTUAL	2011-2012 ACTUAL	(----- 2012-2013 -----) CURRENT BUDGET	(----- 2012-2013 -----) Y-T-D + ENCUMBERED	(----- 2012-2013 -----) EXPECTED ANNUAL TOTAL	(----- 2013-2014 -----) CITY MANAGER PROPOSED	(----- 2013-2014 -----) COMMISSION ADOPTED
<u>Operating Lease</u>							
5-510.0-611.00 Principle	1,453,000	1,266,933	1,490,000	1,817,450	1,490,000	1,525,000	1,525,000
5-510.0-621.00 Interest	289,220	534,012	394,088	599,573	394,088	362,572	362,572
5-510.0-631.00 Paying Agent Fees	1,800	2,050	5,000	1,900	5,000	2,800	2,800
SUBTOTAL Operating Lease	<u>1,744,020</u>	<u>1,802,995</u>	<u>1,889,088</u>	<u>2,418,923</u>	<u>1,889,088</u>	<u>1,890,372</u>	<u>1,890,372</u>
DIVISION TOTAL-	1,744,020	1,802,995	1,889,088	2,418,923	1,889,088	1,890,372	1,890,372
DEPARTMENT TOTAL - 510 G. O. Debt Servi	1,744,020	1,802,995	1,889,088	2,418,923	1,889,088	1,890,372	1,890,372

UTILITY FUNDS

000-CONSOLIDATED
 CONSOLIDATED DEPARTMENTS

REVENUES	2010-2011 ACTUAL	2011-2012 ACTUAL	(----- 2012-2013 -----)			(----- 2013-2014 -----)	
			CURRENT BUDGET	Y-T-D + ENCUMBERED	EXPECTED ANNUAL TOTAL	CITY MANAGER PROPOSED	COMMISSION ADOPTED
Grants & Transfers							
4-000-750.10 Transfer From Utility Fun	1,498,970	2,172,984	2,134,823	1,956,921	2,306,311	2,424,551	2,424,551
4-000-750.55 Transfer in from Fund 55	0	0	0	0	0	174,734	174,734
4-000-750.62 Transfer from Fund 062	0	50,000	0	0	0	0	0
SUBTOTAL - Grants & Transfers	1,498,970	2,222,984	2,134,823	1,956,921	2,306,311	2,599,285	2,599,285
Utility Services							
4-000-816.00 Water Sales	4,490,078	4,892,806	4,300,783	4,672,733	4,910,813	4,959,921	4,959,921
4-000-817.00 Late Charge Fee on Water	217,889	238,855	240,792	215,915	218,142	230,655	230,655
4-000-818.00 New Water Connections	11,910	18,092	12,931	79,507	78,846	15,151	15,151
4-000-819.00 unapplied Credits	4,209	282	0	0	0	0	0
4-000-822.00 Sewer Sales	3,129,775	3,215,000	3,224,667	3,087,831	3,191,346	3,335,261	3,335,261
4-000-823.00 Sewer Taps	10,830	6,135	5,216	6,165	6,660	6,680	6,680
4-000-824.00 Sewer Line Extensions	0	0	0	0	450	450	450
4-000-825.00 Sewer Sales-After Hours	175	25	33	563	751	753	753
4-000-827.00 Grease Trap Inspections	5,225	5,750	5,784	5,850	5,784	5,784	5,784
4-000-828.00 Ground Water Discharge	10,183	0	15,000	0	0	0	0
4-000-831.00 Storm Water Sales	0	0	225,934	213,204	225,836	226,514	226,514
4-000-891.00 water Sales - STWA	0	17,317	16,000	13,805	14,610	16,000	16,000
SUBTOTAL - Utility Services	7,880,275	8,394,262	8,047,140	8,295,573	8,653,238	8,797,169	8,797,169
Interest & Other							
4-000-910.00 Sale of City Property	0	75,500	0	0	0	0	0
4-000-915.00 Interest Income	8,939	10,925	11,625	11,277	9,701	14,114	14,114
4-000-915.20 Interest Earned-Investmen	2,700	21,721	2,700	1,351	3,878	0	0
4-000-920.00 Auction Revenue	0	0	2,000	0	2,000	2,000	2,000
4-000-940.00 Intergovernmental Revenue	0	0	0	0	235,000	0	0
4-000-990.00 Miscellaneous Income	120,676	10,267	10,150	5,370	10,000	10,150	10,150
4-000-995.00 Bond Proceeds	0	0	4,325,000	0	4,325,000	0	0
4-000-996.00 Bond Issuance Premium	0	0	174,818	0	174,819	0	0
4-000-997.00 Gain/Loss on Sale of Asse	0	75,500	0	0	0	0	0
SUBTOTAL - Interest & Other	132,315	193,912	4,526,293	17,998	4,760,398	26,264	26,264
TOTAL REVENUE - ????	9,511,560	10,811,158	14,708,256	10,270,493	15,719,947	11,422,718	11,422,718
FUND TOTAL REVENUES	9,511,560	10,811,158	14,708,256	10,270,493	15,719,947	11,422,718	11,422,718

000-CONSOLIDATED
CONSOLIDATED DEPARTMENTS

	2010-2011 ACTUAL	2011-2012 ACTUAL	(----- 2012-2013 -----) CURRENT BUDGET	(----- 2012-2013 -----) Y-T-D + ENCUMBERED	(----- 2012-2013 -----) EXPECTED ANNUAL TOTAL	(----- 2013-2014 -----) CITY MANAGER PROPOSED	(----- 2013-2014 -----) COMMISSION ADOPTED
*CONSOLIDATED DIVISIONS							
<u>Personnel Services</u>							
5-000.0-111.00 Salaries & wages	1,118,815	1,100,216	1,328,829	1,200,837	1,295,149	1,347,420	1,347,420
5-000.0-112.00 Overtime	127,456	125,113	92,641	112,560	121,544	92,641	92,641
5-000.0-114.00 Retirement - TMRS	144,793	140,349	158,367	140,095	156,787	160,418	160,418
5-000.0-115.00 FICA	92,660	90,089	109,627	104,185	107,010	111,097	111,097
5-000.0-116.00 Group Health Insurance	352,739	425,257	394,427	307,634	384,379	381,464	381,464
5-000.0-117.00 Workers' Compensation	31,307	29,633	40,738	35,317	39,699	41,583	41,583
5-000.0-118.00 Unemployment Compensati	3,943	12,614	22,907	1,641	2,422	12,268	12,268
5-000.0-120.00 Car Allowance	3,610	3,619	3,602	3,313	3,514	3,600	3,600
5-000.0-122.00 Certification Pay	5,372	5,293	7,681	7,615	8,405	8,525	8,525
5-000.0-123.00 Life Insurance	2,233	1,943	2,686	2,566	2,664	3,054	3,054
5-000.0-129.00 Safety Incentive	4,074	4,142	9,000	0	9,000	9,000	9,000
5-000.0-187.00 Pension Obligation	20,113	0	0	0	0	0	0
5-000.0-188.00 Accrued Wages/Comp Bal(15,311)	0	0	0	0	0	0
5-000.0-190.00 TMRS Settlement	35,493	12,166	0	0	0	0	0
5-000.0-191.00 OPEB Commitment	0	0	62,938	62,938	62,938	44,808	44,808
SUBTOTAL Personnel Services	1,927,298	1,950,434	2,233,443	1,978,700	2,193,511	2,215,878	2,215,878
<u>Supplies</u>							
5-000.0-211.00 Supplies	15,540	25,756	22,471	17,264	22,815	21,817	21,817
5-000.0-212.00 Uniforms & Personal Wea	3,574	4,209	6,125	4,322	5,725	5,855	5,855
5-000.0-214.00 Chemicals	93,782	98,926	103,500	89,659	100,500	108,925	108,925
5-000.0-215.00 Motor Gas & Oil	104,429	92,910	123,357	97,414	128,490	137,493	137,493
5-000.0-217.00 Minor Eq/ofc Furniture	29,603	63,557	47,863	23,990	47,269	44,869	44,869
5-000.0-221.00 Lab Supplies/Chemicals	0	1,651	2,425	1,241	2,425	4,500	4,500
5-000.0-224.00 Medical Supplies	565	14	795	245	795	820	820
5-000.0-225.00 Educational Materials	0	0	42	42	100	100	100
5-000.0-226.00 Computers & Associated	13,431	7,848	8,600	4,747	8,100	5,800	5,800
5-000.0-228.00 Water Meters	13,592	14,183	19,250	18,956	19,250	16,750	16,750
SUBTOTAL Supplies	274,516	309,055	334,428	257,879	335,469	346,929	346,929
<u>Services</u>							
5-000.0-311.00 Communications	12,084	12,741	15,850	12,746	15,075	16,510	16,510
5-000.0-313.00 Postage & Freight	51,389	51,840	52,951	52,540	51,338	52,945	52,945
5-000.0-314.00 Professional Services	67,760	59,168	97,618	81,846	99,482	113,000	113,000
5-000.0-314.04 PrfSrv-Bond IssueCosts/	0	0	121,233	0	121,234	0	0
5-000.0-314.25 Prf Srv-Co Alert System	0	1,323	10,678	8,717	9,732	9,504	9,504
5-000.0-314.50 Prof Serv-Water Rate St	8,786	6,883	8,000	2,116	6,000	8,000	8,000
5-000.0-315.00 Printing & Publishing	14,224	19,300	19,783	18,011	19,947	21,175	21,175
5-000.0-316.00 Training & Travel	12,404	17,418	18,359	10,732	18,346	21,764	21,764
5-000.0-317.00 Memberships & Dues	1,777	1,359	2,384	844	2,154	2,455	2,455
5-000.0-318.00 Equipment Rent	12,126	2,473	7,696	4,222	6,496	8,396	8,396
5-000.0-319.00 Catering	0	882	1,900	1,737	1,900	2,200	2,200
5-000.0-321.00 State Fees	63,875	51,620	53,168	22,356	45,550	53,118	53,118
5-000.0-321.10 State Fees-TCEQ Penalti	10,600	0	30,527	0	10,318	0	0
5-000.0-323.00 Utilities	740,683	820,663	834,074	689,640	921,028	857,767	857,767

000-CONSOLIDATED
CONSOLIDATED DEPARTMENTS

	2010-2011 ACTUAL	2011-2012 ACTUAL	(----- 2012-2013 -----) CURRENT BUDGET	Y-T-D + ENCUMBERED	EXPECTED ANNUAL TOTAL	(----- 2013-2014 -----) CITY MANAGER PROPOSED	COMMISSION ADOPTED
5-000.0-324.00 Laundry	15,652	14,487	16,300	14,642	15,100	16,000	16,000
5-000.0-331.00 Subscriptions & Dues	24	24	50	0	50	0	0
5-000.0-335.00 Insurance-Property/Liab	177,311	167,918	179,396	169,965	179,396	179,396	179,396
5-000.0-343.00 Other Services-STWA	366,196	384,581	350,000	165,030	350,000	350,000	350,000
5-000.0-353.00 Transfer To UF Debt Ser	973,970	1,373,459	1,374,823	1,260,254	1,374,823	1,375,248	1,375,248
5-000.0-394.00 Transfer Out to GF	1,250,000	1,250,000	1,250,000	1,145,833	1,250,000	1,250,000	1,250,000
5-000.0-394.10 Transfers Out to Fund 0	525,000	799,525	760,000	696,667	931,488	1,049,303	1,049,303
5-000.0-394.12 Transfer To Fund 012	0	0	0	0	0	174,734	174,734
5-000.0-394.39 Transfer to Fund 039	0	0	133,163	133,163	203,646	0	0
5-000.0-394.54 Transfer to Fund 054	0	50,000	0	0	0	0	0
SUBTOTAL Services	4,303,859	5,085,665	5,337,953	4,491,062	5,633,103	5,561,515	5,561,515
Repairs							
5-000.0-411.00 Vehicle/Machinery Maint	41,878	34,354	41,700	21,393	36,200	43,700	43,700
5-000.0-414.00 Equipment Maintenance	7,341	11,314	13,416	6,186	12,616	13,620	13,620
SUBTOTAL Repairs	49,219	45,667	55,116	27,579	48,816	57,320	57,320
Maintenance							
5-000.0-511.00 Building Maintenance	5,930	16,196	42,800	30,022	42,300	31,500	31,500
5-000.0-521.00 Street and Bridge	0	0	0	160,706	0	0	0
5-000.0-531.00 Drainage	0	0	566,855	7,960	566,855	1,344,936	1,344,936
5-000.0-541.00 Water Line	203,921	231,993	953,500	244,365	309,400	883,500	883,500
5-000.0-541.02 Wtr Line Ext-TAMUK Sage	0	15,492	0	0	0	0	0
5-000.0-541.03 Wtr Line Ext-Frankling	0	17,581	0	0	0	0	0
5-000.0-541.04 Wtr Line Ext-Childers	0	0	0	600	600	0	0
5-000.0-542.00 Water Meter Parts	3,209	4,626	6,675	6,126	6,175	3,275	3,275
5-000.0-543.00 Utility Plant	292,510	519,278	420,200	333,945	378,200	1,194,900	1,194,900
5-000.0-551.00 Sewer Line	53,795	214,075	50,300	43,969	50,300	105,200	105,200
5-000.0-591.00 Grounds & Perm Fixtures	0	46,198	15,000	0	10,000	0	0
SUBTOTAL Maintenance	559,366	1,065,439	2,055,330	827,693	1,363,830	3,563,311	3,563,311
Operating Lease							
5-000.0-611.00 Principal	0	0	760,000	595,000	785,000	785,000	785,000
5-000.0-621.00 Interest	601,778	644,129	612,823	220,431	763,182	763,181	763,181
5-000.0-631.00 Paying Agent Fees	0	1,550	2,000	1,550	750	1,800	1,800
5-000.0-641.00 Operating Lease	0	3,601	4,800	5,561	6,000	4,800	4,800
SUBTOTAL Operating Lease	601,778	649,280	1,379,623	822,543	1,554,932	1,554,781	1,554,781
Capital Outlay							
5-000.0-711.00 Vehicle	117,604	0	180,000	159,399	163,675	30,000	30,000
5-000.0-712.00 Equipment	540,527	75,500	536,099	45,918	67,938	151,400	151,400
5-000.0-713.00 Building	0	0	96,215	97,504	98,215	0	0
5-000.0-714.00 Land for New Water Well	0	0	50,000	0	0	50,000	50,000
5-000.0-717.00 Water Lines & Fixtures	144,960	0	257,500	285,458	334,172	0	0
5-000.0-718.00 Sewer Lines & Manholes	242,859	0	0	0	0	0	0
5-000.0-719.00 Water Towers	0	0	1,076,250	0	0	1,076,250	1,076,250

CITY OF KINGSVILLE
 CITY MANAGER'S BUDGET
 AS OF: 9/16/13 UFs EXP

000-CONSOLIDATED
 CONSOLIDATED DEPARTMENTS

	2010-2011 ACTUAL	2011-2012 ACTUAL	2012-2013			2013-2014	
			CURRENT BUDGET	Y-T-D + ENCUMBERED	EXPECTED ANNUAL TOTAL	CITY MANAGER PROPOSED	COMMISSION ADOPTED
5-000.0-720.19 Water Well #19	0	0	102,400	15,000	15,000	0	0
5-000.0-720.20 Water Well #19 Pump Hou	41,654	0	200,000	287,000	287,000	0	0
5-000.0-720.25 Water Well #25	0	0	945,000	100,397	100,397	888,853	888,853
5-000.0-721.00 ww Plant	26,194	0	1,309,600	1,284,600	1,309,600	0	0
5-000.0-726.00 Computers	0	0	5,000	4,741	5,000	0	0
5-000.0-798.00 Clear assets at end of(11,039)	0	0	0	0	0	0
5-000.0-799.00 Capital outlay clearng(1,061,105)	0	0	0	0	0	0
SUBTOTAL Capital Outlay	41,654	75,500	4,758,064	2,280,016	2,380,997	2,196,503	2,196,503
<u>Prior Yr Adjustments</u>							
5-000.0-911.00 Depreciation/Other	1,179,631	1,352,380	0	0	0	0	0
5-000.0-950.00 Bad Debt	51,481	35,890	69,153	0	35,890	35,890	35,890
SUBTOTAL Prior Yr Adjustments	1,231,112	1,388,269	69,153	0	35,890	35,890	35,890
DIVISION TOTAL- ????	8,988,804	10,569,310	16,223,110	10,685,472	13,546,548	15,532,127	15,532,127
DEPARTMENT TOTAL - ????	8,988,804	10,569,310	16,223,110	10,685,472	13,546,548	15,532,127	15,532,127
FUND TOTAL EXPENDITURES	8,988,804	10,569,310	16,223,110	10,685,472	13,546,548	15,532,127	15,532,127

CITY OF KINGSVILLE
 CITY MANAGER'S BUDGET
 AS OF: Comm Adopted 9/16/13

051-Utility Fund
 000 Non-Departmental

REVENUES	2010-2011 ACTUAL	2011-2012 ACTUAL	(----- 2012-2013 -----)			(----- 2013-2014 -----)	
			CURRENT BUDGET	Y-T-D + ENCUMBERED	EXPECTED ANNUAL TOTAL	CITY MANAGER PROPOSED	COMMISSION ADOPTED
<u>Grants & Transfers</u>							
<u>Interest & Other</u>							
4-000-915.00 Interest Income	881	1,168	6,567	439	2,154	6,567	6,567
4-000-915.20 Interest Earned-Investmen	2,700	5,677	2,700	1,351	3,878	0	0
4-000-920.00 Auction Revenue	0	0	2,000	0	2,000	2,000	2,000
4-000-940.00 Intergovernmental Revenue	0	0	0	0	235,000	0	0
4-000-990.00 Miscellaneous Income	120,676	10,267	10,150	5,370	10,000	10,150	10,150
SUBTOTAL - Interest & Other	124,257	17,112	21,417	7,160	253,032	18,717	18,717
TOTAL REVENUE - 000 Non-Departmental	124,257	17,112	21,417	7,160	253,032	18,717	18,717

CITY OF KINGSVILLE
 CITY MANAGER'S BUDGET
 AS OF: Comm Adopted 9/17/13

051-Utility Fund
 000 Non-Departmental

	2010-2011 ACTUAL	2011-2012 ACTUAL	(----- 2012-2013 -----) CURRENT BUDGET	(----- 2012-2013 -----) Y-T-D + ENCUMBERED	(----- 2012-2013 -----) EXPECTED ANNUAL TOTAL	(----- 2013-2014 -----) CITY MANAGER PROPOSED	(----- 2013-2014 -----) COMMISSION ADOPTED
<u>Personnel Services</u>							
5-000.0-190.00 TMRS Settlement	35,493	12,166	0	0	0	0	0
5-000.0-191.00 OPEB Commitment	0	0	62,938	62,938	62,938	44,808	44,808
SUBTOTAL Personnel Services	35,493	12,166	62,938	62,938	62,938	44,808	44,808
<u>Services</u>							
5-000.0-335.00 Insurance-Property/Liab	177,311	167,918	179,396	169,965	179,396	179,396	179,396
SUBTOTAL Services	177,311	167,918	179,396	169,965	179,396	179,396	179,396
DIVISION TOTAL-	212,803	180,084	242,334	232,903	242,334	224,204	224,204
DEPARTMENT TOTAL - 000 Non-Departmental	212,803	180,084	242,334	232,903	242,334	224,204	224,204

CITY OF KINGSVILLE
 CITY MANAGER'S BUDGET
 AS OF: Comm Adopted 9/16/13

051-Utility Fund
 600 Water

REVENUES	2010-2011 ACTUAL	2011-2012 ACTUAL	(----- 2012-2013 -----)			(----- 2013-2014 -----)	
			CURRENT BUDGET	Y-T-D + ENCUMBERED	EXPECTED ANNUAL TOTAL	CITY MANAGER PROPOSED	COMMISSION ADOPTED
<u>Utility Services</u>							
4-600-816.00 Water Sales	4,490,078	4,892,806	4,300,783	4,672,733	4,910,813	4,959,921	4,959,921
4-600-817.00 Late Charge Fee on Water	217,889	238,855	240,792	215,915	218,142	230,655	230,655
4-600-818.00 New Water Connections	11,910	18,092	12,931	79,507	78,846	15,151	15,151
4-600-819.00 Unapplied Credits	4,209	282	0	0	0	0	0
4-600-891.00 Water Sales - STWA	0	17,317	16,000	13,805	14,610	16,000	16,000
SUBTOTAL - Utility Services	4,724,087	5,167,352	4,570,506	4,981,960	5,222,411	5,221,727	5,221,727
TOTAL REVENUE - 600 Water	4,724,087	5,167,352	4,570,506	4,981,960	5,222,411	5,221,727	5,221,727

CITY OF KINGSVILLE
 CITY MANAGER'S BUDGET
 AS OF: Comm Adopted 9/17/13

051-Utility Fund
 600 water

	2010-2011 ACTUAL	2011-2012 ACTUAL	(----- 2012-2013 -----)			(----- 2013-2014 -----)	
			CURRENT BUDGET	Y-T-D + ENCUMBERED	EXPECTED ANNUAL TOTAL	CITY MANAGER PROPOSED	COMMISSION ADOPTED
<u>Personnel Services</u>							
5-600.0-187.00 Pension obligation	7,342	0	0	0	0	0	0
5-600.0-188.00 Accrued wages/Comp Bal	(14,600)	0	0	0	0	0	0
SUBTOTAL Personnel Services	(7,258)	0	0	0	0	0	0
DIVISION TOTAL-	(7,258)	0	0	0	0	0	0

051-Utility Fund
 600 water

	2010-2011 ACTUAL	2011-2012 ACTUAL	(----- 2012-2013 -----) CURRENT BUDGET	(----- 2012-2013 -----) Y-T-D + ENCUMBERED	(----- 2012-2013 -----) EXPECTED ANNUAL TOTAL	(----- 2013-2014 -----) CITY MANAGER PROPOSED	(----- 2013-2014 -----) COMMISSION ADOPTED
Water Construction							
<u>Personnel Services</u>							
5-600.1-111.00 Salaries & wages	270,848	284,865	328,567	291,299	316,133	335,914	335,914
5-600.1-112.00 Overtime	71,639	73,380	42,720	60,324	69,059	42,720	42,720
5-600.1-114.00 Retirement - TMRS	40,365	41,919	41,675	37,221	41,144	42,497	42,497
5-600.1-115.00 FICA	25,522	26,399	28,491	27,763	28,720	29,053	29,053
5-600.1-116.00 Group Health Insurance	100,569	117,197	112,014	88,305	109,587	112,017	112,017
5-600.1-117.00 workers' Compensation	7,759	8,031	10,218	8,802	9,989	10,419	10,419
5-600.1-118.00 Unemployment Compensati	1,186	3,435	6,335	338	549	3,393	3,393
5-600.1-122.00 Certification Pay	555	733	1,140	462	499	1,141	1,141
5-600.1-123.00 Life Insurance	558	544	682	639	668	780	780
SUBTOTAL Personnel Services	519,001	556,503	571,842	515,154	576,348	577,934	577,934
<u>Supplies</u>							
5-600.1-211.00 Supplies	758	7,018	5,472	3,354	5,800	5,800	5,800
5-600.1-212.00 Uniforms & Personal Wea	1,231	969	1,400	961	1,000	1,000	1,000
5-600.1-214.00 Chemicals	168	64	400	280	400	400	400
5-600.1-215.00 Motor Gas & Oil	37,166	37,200	47,410	39,775	47,410	50,729	50,729
5-600.1-217.00 Minor Eq/Ofc Furniture	6,519	7,977	10,500	9,688	10,500	11,000	11,000
5-600.1-224.00 Medical Supplies	0	0	100	0	100	100	100
5-600.1-226.00 Computers & Associated	924	0	1,500	1,033	1,200	250	250
SUBTOTAL Supplies	46,766	53,229	66,782	55,091	66,410	69,279	69,279
<u>Services</u>							
5-600.1-311.00 Communications	1,427	1,345	2,000	1,403	2,000	2,000	2,000
5-600.1-314.00 Professional Services	280	1,375	8,430	3,035	3,000	10,000	10,000
5-600.1-314.25 Prof. Services-GPS	0	519	3,640	3,114	3,300	3,432	3,432
5-600.1-315.00 Printing & Publishing	0	0	128	127	127	500	500
5-600.1-316.00 Training & Travel	2,342	5,204	4,000	824	1,505	3,000	3,000
5-600.1-317.00 Memberships & Dues	186	90	500	77	300	500	500
5-600.1-318.00 Equipment Rent	927	1,217	2,000	1,350	2,000	2,000	2,000
5-600.1-319.00 Catering	0	197	300	296	300	500	500
5-600.1-321.00 State Fees	0	0	50	50	50	500	500
5-600.1-324.00 Laundry	6,966	6,534	6,500	6,204	6,500	6,500	6,500
SUBTOTAL Services	12,128	16,480	27,548	16,479	19,082	28,932	28,932
<u>Repairs</u>							
5-600.1-411.00 Vehicle/Machinery Maint	8,474	14,881	17,000	8,686	10,000	15,000	15,000
5-600.1-414.00 Equipment Maintenance	588	1,527	1,500	758	1,500	2,000	2,000
SUBTOTAL Repairs	9,061	16,409	18,500	9,444	11,500	17,000	17,000

CITY OF KINGSVILLE
 CITY MANAGER'S BUDGET
 AS OF: Comm Adopted 9/17/13

051-Utility Fund
 600 Water

	2010-2011 ACTUAL	2011-2012 ACTUAL	2012-2013			2013-2014	
			CURRENT BUDGET	Y-T-D + ENCUMBERED	EXPECTED ANNUAL TOTAL	CITY MANAGER PROPOSED	COMMISSION ADOPTED
Maintenance							
5-600.1-511.00 Building Maintenance	1,076	0	2,000	638	2,000	1,000	1,000
5-600.1-541.00 Water Line	203,778	182,136	310,000	244,365	309,400	240,000	240,000
5-600.1-541.02 Wtr Line Ext-TAMUK Sage	0	15,492	0	0	0	0	0
5-600.1-541.03 Wtr Line Ext-Frankling	0	17,581	0	0	0	0	0
5-600.1-541.04 Wtr Line Ext-Childers	0	0	0	600	600	0	0
SUBTOTAL Maintenance	204,854	215,209	312,000	245,603	312,000	241,000	241,000
Capital Outlay							
5-600.1-712.00 Equipment	5,345	0	0	0	0	0	0
5-600.1-717.00 Water Lines & Fixtures	0	0	0	188,686	235,000	0	0
5-600.1-798.00 Clear assets at end of	5,345)	0	0	0	0	0	0
SUBTOTAL Capital Outlay	0	0	0	188,686	235,000	0	0
DIVISION TOTAL- Water Construction	791,810	857,829	996,672	1,030,458	1,220,340	934,145	934,145

051-utility Fund
 600 Water

	2010-2011 ACTUAL	2011-2012 ACTUAL	(----- 2012-2013 -----)			(----- 2013-2014 -----)	
			CURRENT BUDGET	Y-T-D + ENCUMBERED	EXPECTED ANNUAL TOTAL	CITY MANAGER PROPOSED	COMMISSION ADOPTED
Water Production							
<u>Personnel Services</u>							
5-600.2-111.00 Salaries & Wages	101,563	98,511	122,176	116,070	125,342	124,815	124,815
5-600.2-112.00 Overtime	4,003	7,100	5,972	7,182	7,201	5,972	5,972
5-600.2-114.00 Retirement - TMRS	12,487	11,654	14,380	12,820	14,381	14,729	14,729
5-600.2-115.00 FICA	7,891	7,691	9,831	9,890	9,505	10,070	10,070
5-600.2-116.00 Group Health Insurance	37,230	50,257	32,077	25,667	32,371	32,073	32,073
5-600.2-117.00 Workers' Compensation	2,566	2,450	3,526	3,213	3,596	3,612	3,612
5-600.2-118.00 Unemployment Compensati	274	1,143	1,950	139	215	1,044	1,044
5-600.2-122.00 Certification Pay	567	277	361	858	1,000	841	841
5-600.2-123.00 Life Insurance	208	162	253	243	251	292	292
SUBTOTAL Personnel Services	166,789	179,244	190,526	176,082	193,862	193,448	193,448
<u>Supplies</u>							
5-600.2-211.00 Supplies	686	2,128	1,900	1,304	1,900	1,900	1,900
5-600.2-212.00 Uniforms & Personal Wea	135	213	200	61	200	300	300
5-600.2-214.00 Chemicals	47,553	48,964	58,100	48,835	50,000	58,100	58,100
5-600.2-215.00 Motor Gas & Oil	9,840	10,552	21,164	12,440	21,164	22,646	22,646
5-600.2-217.00 Minor Eq/Ofc Furniture	5,936	10,933	19,950	2,945	19,950	16,050	16,050
5-600.2-224.00 Medical Supplies	35	0	50	0	50	75	75
5-600.2-226.00 Computers & Associated	0	0	2,000	688	2,000	500	500
SUBTOTAL Supplies	64,185	72,790	103,364	66,274	95,264	99,571	99,571
<u>Services</u>							
5-600.2-311.00 Communications	3,026	3,094	4,000	2,397	3,225	4,000	4,000
5-600.2-313.00 Postage & Freight	1,889	1,841	2,500	2,110	2,335	2,500	2,500
5-600.2-314.00 Professional Services	8,626	19,280	38,282	37,375	38,282	40,000	40,000
5-600.2-314.25 Prof. Services-GPS	0	156	936	934	936	936	936
5-600.2-314.50 Prof Serv-Water Rate St	8,786	6,883	8,000	2,116	6,000	8,000	8,000
5-600.2-315.00 Printing & Publishing	2,820	3,838	4,000	2,763	3,220	4,000	4,000
5-600.2-316.00 Training & Travel	1,975	1,218	3,000	2,523	3,000	3,000	3,000
5-600.2-317.00 Memberships & Dues	492	209	300	142	300	300	300
5-600.2-318.00 Equipment Rent	0	0	700	0	400	700	700
5-600.2-319.00 Catering	0	0	100	58	100	200	200
5-600.2-321.00 State Fees	41,640	28,415	28,118	0	22,000	28,118	28,118
5-600.2-323.00 Utilities	375,808	451,817	430,326	363,496	489,170	474,858	474,858
5-600.2-324.00 Laundry	1,685	1,203	1,800	1,141	1,200	1,500	1,500
SUBTOTAL Services	446,747	517,953	522,062	415,056	570,168	568,112	568,112
<u>Repairs</u>							
5-600.2-411.00 Vehicle/Machinery Maint.	1,891	2,223	3,000	2,111	3,000	3,000	3,000
5-600.2-414.00 Equipment Maintenance	625	559	1,000	110	1,000	1,000	1,000
SUBTOTAL Repairs	2,516	2,782	4,000	2,220	4,000	4,000	4,000

CITY OF KINGSVILLE
 CITY MANAGER'S BUDGET
 AS OF: Comm Adopted 9/17/13

051-Utility Fund
 600 Water

	2010-2011 ACTUAL	2011-2012 ACTUAL	(----- 2012-2013 -----)			(----- 2013-2014 -----)	
			CURRENT BUDGET	Y-T-D + ENCUMBERED	EXPECTED ANNUAL TOTAL	CITY MANAGER PROPOSED	COMMISSION ADOPTED
<u>Maintenance</u>							
5-600.2-511.00 Building Maintenance	0	1,508	2,000	342	2,000	2,000	2,000
5-600.2-543.00 Utility Plant	72,242	80,013	100,000	84,388	100,000	117,000	117,000
SUBTOTAL Maintenance	72,242	81,522	102,000	84,730	102,000	119,000	119,000
<u>Capital Outlay</u>							
DIVISION TOTAL- Water Production	752,479	854,291	921,952	744,361	965,294	984,131	984,131
DEPARTMENT TOTAL - 600 Water	1,537,031	1,712,120	1,918,624	1,774,819	2,185,634	1,918,276	1,918,276

051-Utility Fund
 620 Utility Billing

	2010-2011 ACTUAL	2011-2012 ACTUAL	(----- 2012-2013 -----) CURRENT BUDGET	(----- 2012-2013 -----) Y-T-D + ENCUMBERED	(----- 2012-2013 -----) EXPECTED ANNUAL TOTAL	(----- 2013-2014 -----) CITY MANAGER PROPOSED	(----- 2013-2014 -----) COMMISSION ADOPTED
Collections							
<u>Personnel Services</u>							
5-620.1-111.00 Salaries & Wages	126,959	130,038	153,960	134,642	148,478	147,547	147,547
5-620.1-112.00 Overtime	218	326	628	882	1,043	628	628
5-620.1-114.00 Retirement - TMRS	14,567	14,764	17,299	14,542	16,837	16,581	16,581
5-620.1-115.00 FICA	9,306	9,423	11,826	10,622	11,184	11,336	11,336
5-620.1-116.00 Group Health Insurance	38,056	44,836	42,562	33,341	42,640	39,972	39,972
5-620.1-117.00 Workers' Compensation	274	277	376	314	365	360	360
5-620.1-118.00 Unemployment Compensation	392	1,459	2,680	182	261	1,436	1,436
5-620.1-123.00 Life Insurance	263	230	319	306	317	343	343
SUBTOTAL Personnel Services	190,035	201,352	229,650	194,831	221,125	218,203	218,203
<u>Supplies</u>							
5-620.1-211.00 Supplies	3,632	3,564	4,234	3,635	3,500	3,252	3,252
5-620.1-217.00 Minor Eq/Ofc Furniture	364	586	619	868	619	619	619
5-620.1-226.00 Computers & Associated	6,148	296	900	887	900	900	900
SUBTOTAL Supplies	10,143	4,446	5,753	5,390	5,019	4,771	4,771
<u>Services</u>							
5-620.1-313.00 Postage & Freight	49,500	50,000	50,425	50,425	48,977	50,425	50,425
5-620.1-314.00 Professional Services	6,435	168	248	158	1,500	1,500	1,500
5-620.1-315.00 Printing & Publishing	10,923	14,570	14,300	14,715	15,300	15,300	15,300
5-620.1-316.00 Training & Travel	78	2,074	318	282	2,500	2,500	2,500
5-620.1-318.00 Equipment Rent	3,925	0	96	96	96	96	96
SUBTOTAL Services	70,860	66,812	65,387	65,676	68,373	69,821	69,821
<u>Repairs</u>							
5-620.1-414.00 Equipment Maintenance	0	3,456	4,000	2,368	4,000	4,000	4,000
SUBTOTAL Repairs	0	3,456	4,000	2,368	4,000	4,000	4,000
<u>Operating Lease</u>							
5-620.1-641.00 Operating Lease	0	3,601	4,800	5,561	6,000	4,800	4,800
SUBTOTAL Operating Lease	0	3,601	4,800	5,561	6,000	4,800	4,800
<u>Capital Outlay</u>							
5-620.1-712.00 Equipment	0	0	0	0	500	1,000	1,000
SUBTOTAL Capital Outlay	0	0	0	0	500	1,000	1,000
DIVISION TOTAL- Collections	271,038	279,668	309,590	273,827	305,017	302,595	302,595

051-utility Fund
 620 utility Billing

	2010-2011 ACTUAL	2011-2012 ACTUAL	(----- 2012-2013 -----) CURRENT BUDGET	(----- 2012-2013 -----) Y-T-D + ENCUMBERED	(----- 2012-2013 -----) EXPECTED ANNUAL TOTAL	(----- 2013-2014 -----) CITY MANAGER PROPOSED	(----- 2013-2014 -----) COMMISSION ADOPTED
Meter Readers							
<u>Personnel Services</u>							
5-620.2-111.00 Salaries & Wages	49,261	50,911	61,753	57,930	63,106	62,133	62,133
5-620.2-112.00 Overtime	131	193	254	126	114	254	254
5-620.2-114.00 Retirement - TMRS	5,813	5,994	6,939	6,284	7,126	6,982	6,982
5-620.2-115.00 FICA	3,663	3,715	4,744	4,584	4,775	4,773	4,773
5-620.2-116.00 Group Health Insurance	14,069	16,913	16,039	14,026	16,381	16,039	16,039
5-620.2-117.00 Workers' Compensation	1,203	1,232	1,702	1,535	1,737	1,712	1,712
5-620.2-118.00 Unemployment Compensation	136	522	975	16	56	522	522
5-620.2-123.00 Life Insurance	101	93	129	125	136	144	144
SUBTOTAL Personnel Services	74,376	79,574	92,535	84,624	93,431	92,559	92,559
<u>Supplies</u>							
5-620.2-211.00 Supplies	213	281	500	175	500	500	500
5-620.2-212.00 Uniforms & Personal Wea	67	420	525	409	525	525	525
5-620.2-214.00 Chemicals	15	12	100	0	100	100	100
5-620.2-215.00 Motor Gas & Oil	6,230	7,015	7,271	6,167	7,271	7,780	7,780
5-620.2-217.00 Minor Eq/ofc Furniture	2,342	4,099	2,700	926	1,350	1,350	1,350
5-620.2-226.00 Computers & Associated	924	20	1,000	28	1,000	1,000	1,000
5-620.2-228.00 Water Meters	13,592	14,183	19,250	18,956	19,250	16,750	16,750
SUBTOTAL Supplies	23,383	26,030	31,346	26,662	29,996	28,005	28,005
<u>Services</u>							
5-620.2-314.00 Professional Services	989	989	4,800	4,764	4,800	4,600	4,600
5-620.2-314.25 Prof. Services-GPS	0	0	800	623	700	600	600
5-620.2-316.00 Training & Travel	0	0	0	0	600	600	600
5-620.2-318.00 Equipment Rent	0	0	0	0	100	100	100
5-620.2-324.00 Laundry	882	893	800	758	800	800	800
SUBTOTAL Services	1,871	1,882	6,400	6,145	7,000	6,700	6,700
<u>Repairs</u>							
5-620.2-411.00 Vehicle/Machinery Maint	1,543	447	2,700	2,085	2,700	2,700	2,700
5-620.2-414.00 Equipment Maintenance	60	40	300	27	300	300	300
SUBTOTAL Repairs	1,603	487	3,000	2,112	3,000	3,000	3,000
<u>Maintenance</u>							
5-620.2-542.00 Water Meter Parts	3,209	4,626	6,675	6,126	6,175	3,275	3,275
SUBTOTAL Maintenance	3,209	4,626	6,675	6,126	6,175	3,275	3,275

CITY OF KINGSVILLE
 CITY MANAGER'S BUDGET
 AS OF: Comm Adopted 9/17/13

051-Utility Fund
 620 Utility Billing

	2010-2011 ACTUAL	2011-2012 ACTUAL	(----- 2012-2013 -----) CURRENT BUDGET	(----- 2012-2013 -----) Y-T-D + ENCUMBERED	(----- 2012-2013 -----) EXPECTED ANNUAL TOTAL	(----- 2013-2014 -----) CITY MANAGER PROPOSED	(----- 2013-2014 -----) COMMISSION ADOPTED
<u>Capital outlay</u>							
DIVISION TOTAL- Meter Readers	104,442	112,600	139,956	125,670	139,602	133,539	133,539
DEPARTMENT TOTAL - 620 Utility Billing	375,481	392,267	449,546	399,497	444,619	436,134	436,134

051-Utility Fund
 690 Fund Expense/Transfr

	2010-2011 ACTUAL	2011-2012 ACTUAL	(----- 2012-2013 -----) CURRENT BUDGET	(----- 2012-2013 -----) Y-T-D + ENCUMBERED	(----- 2012-2013 -----) EXPECTED ANNUAL TOTAL	(----- 2013-2014 -----) CITY MANAGER PROPOSED	(----- 2013-2014 -----) COMMISSION ADOPTED
<u>Personnel Services</u>							
5-690.0-129.00 Safety Incentive	4,074	4,142	9,000	0	9,000	9,000	9,000
SUBTOTAL Personnel Services	4,074	4,142	9,000	0	9,000	9,000	9,000
<u>Services</u>							
5-690.0-343.00 Other Services-STWA	366,196	384,581	350,000	165,030	350,000	350,000	350,000
5-690.0-353.00 Transfer To UF Debt Ser	973,970	1,373,459	1,374,823	1,260,254	1,374,823	1,375,248	1,375,248
5-690.0-394.00 Transfer Out to GF	1,250,000	1,250,000	1,250,000	1,145,833	1,250,000	1,250,000	1,250,000
5-690.0-394.10 Transfers Out to Fund 0	525,000	799,525	760,000	696,667	931,488	1,049,303	1,049,303
SUBTOTAL Services	3,115,166	3,807,565	3,734,823	3,267,785	3,906,311	4,024,551	4,024,551
<u>Operating Lease</u>							
<u>Prior Yr Adjustments</u>							
5-690.0-911.00 Depreciation/Other	1,179,631	1,352,380	0	0	0	0	0
5-690.0-950.00 Bad Debt	51,481	35,890	69,153	0	35,890	35,890	35,890
SUBTOTAL Prior Yr Adjustments	1,231,112	1,388,269	69,153	0	35,890	35,890	35,890
DIVISION TOTAL-	4,350,352	5,199,976	3,812,976	3,267,785	3,951,201	4,069,441	4,069,441
DEPARTMENT TOTAL ~ 690 Fund Expense/Tra	4,350,352	5,199,976	3,812,976	3,267,785	3,951,201	4,069,441	4,069,441

CITY OF KINGSVILLE
 CITY MANAGER'S BUDGET
 AS OF: Comm Adopted 9/16/13

051-Utility Fund
 700 Waste Water

REVENUES	2010-2011 ACTUAL	2011-2012 ACTUAL	2012-2013			2013-2014	
			CURRENT BUDGET	Y-T-D + ENCUMBERED	EXPECTED ANNUAL TOTAL	CITY MANAGER PROPOSED	COMMISSION ADOPTED
<u>Utility Services</u>							
4-700-822.00 Sewer Sales	3,129,775	3,215,000	3,224,667	3,087,831	3,191,346	3,335,261	3,335,261
4-700-823.00 Sewer Taps	10,830	6,135	5,216	6,165	6,660	6,680	6,680
4-700-824.00 Sewer Line Extensions	0	0	0	0	450	450	450
4-700-825.00 Sewer Sales-After Hours	175	25	33	563	751	753	753
4-700-827.00 Grease Trap Inspections	5,225	5,750	5,784	5,850	5,784	5,784	5,784
4-700-828.00 Ground Water Discharge	10,183	0	15,000	0	0	0	0
SUBTOTAL - Utility Services	3,156,188	3,226,910	3,250,700	3,100,409	3,204,991	3,348,928	3,348,928
TOTAL REVENUE - 700 Waste Water	3,156,188	3,226,910	3,250,700	3,100,409	3,204,991	3,348,928	3,348,928
FUND TOTAL REVENUES	8,004,532	8,411,374	7,842,623	8,089,529	8,680,434	8,589,372	8,589,372

CITY OF KINGSVILLE
 CITY MANAGER'S BUDGET
 AS OF: Comm Adopted 9/17/13

051-Utility Fund
 700 Waste water

	2010-2011 ACTUAL	2011-2012 ACTUAL	(----- 2012-2013 -----) CURRENT BUDGET	(----- 2012-2013 -----) Y-T-D + ENCUMBERED	(----- 2012-2013 -----) EXPECTED ANNUAL TOTAL	(----- 2013-2014 -----) CITY MANAGER PROPOSED	(----- 2013-2014 -----) COMMISSION ADOPTED
<u>Personnel Services</u>							
5-700.0-187.00 Pension Obligation	8,580	0	0	0	0	0	0
5-700.0-188.00 Accrued wages/Comp Bal	1,227)	0	0	0	0	0	0
SUBTOTAL Personnel Services	7,353	0	0	0	0	0	0
DIVISION TOTAL-	7,353	0	0	0	0	0	0

051-Utility Fund
 700 Waste Water

	2010-2011 ACTUAL	2011-2012 ACTUAL	(----- 2012-2013 -----)			(----- 2013-2014 -----)	
			CURRENT BUDGET	Y-T-D + ENCUMBERED	EXPECTED ANNUAL TOTAL	CITY MANAGER PROPOSED	COMMISSION ADOPTED
North Plant							
<u>Personnel Services</u>							
5-700.1-111.00 Salaries & wages	231,805	215,971	269,411	238,432	253,549	274,245	274,245
5-700.1-112.00 Overtime	23,303	14,787	18,000	15,462	18,000	18,000	18,000
5-700.1-114.00 Retirement - TMRS	30,281	26,833	32,457	27,709	30,782	33,039	33,039
5-700.1-115.00 FICA	18,783	17,207	22,189	20,044	20,502	22,587	22,587
5-700.1-116.00 Group Health Insurance	68,270	83,862	85,134	65,533	81,177	85,131	85,131
5-700.1-117.00 Workers' Compensation	4,186	3,687	5,468	4,443	4,918	5,693	5,693
5-700.1-118.00 Unemployment Compensation	805	2,552	4,386	429	584	2,349	2,349
5-700.1-122.00 Certification Pay	2,265	1,933	2,640	2,967	3,311	3,001	3,001
5-700.1-123.00 Life Insurance	469	361	553	522	546	639	639
SUBTOTAL Personnel Services	380,167	367,193	440,238	375,541	413,369	444,684	444,684
<u>Supplies</u>							
5-700.1-211.00 Supplies	5,102	6,219	4,500	4,906	5,000	4,500	4,500
5-700.1-212.00 Uniforms & Personal Wea	619	1,097	1,500	1,246	1,500	1,580	1,580
5-700.1-214.00 Chemicals	26,121	28,348	18,900	20,789	24,000	24,400	24,400
5-700.1-215.00 Motor Gas & Oil	20,176	19,033	19,488	16,581	22,167	23,719	23,719
5-700.1-217.00 Minor Eq/Ofc Furniture	3,496	4,617	2,894	1,978	3,500	3,800	3,800
5-700.1-221.00 Lab Supplies/Chemicals	0	1,030	1,500	1,150	1,500	2,500	2,500
5-700.1-224.00 Medical Supplies	267	0	300	245	300	300	300
5-700.1-226.00 Computers & Associated	470	2,534	1,700	1,110	1,500	1,700	1,700
SUBTOTAL Supplies	56,251	62,878	50,782	48,005	59,467	62,499	62,499
<u>Services</u>							
5-700.1-311.00 Communications	6,184	6,614	7,200	7,112	7,200	7,500	7,500
5-700.1-314.00 Professional Services	32,252	25,474	25,000	22,013	30,000	35,000	35,000
5-700.1-314.25 Prof. Services-GPS	0	156	2,206	1,477	1,700	1,300	1,300
5-700.1-315.00 Printing & Publishing	191	359	555	0	500	500	500
5-700.1-316.00 Training & Travel	3,132	4,015	3,800	3,286	3,800	3,800	3,800
5-700.1-317.00 Memberships & Dues	578	386	630	252	600	600	600
5-700.1-318.00 Equipment Rent	2,802	619	1,900	1,283	1,900	1,900	1,900
5-700.1-319.00 Catering	0	204	900	954	900	900	900
5-700.1-321.00 State Fees	15,650	15,460	17,000	15,707	16,000	17,000	17,000
5-700.1-321.10 State Fees-TCEQ Penalti	0	0	26,390	0	10,318	0	0
5-700.1-323.00 Utilities	235,031	253,770	271,271	236,171	304,079	258,555	258,555
5-700.1-324.00 Laundry	2,475	2,862	3,500	3,157	3,000	3,500	3,500
SUBTOTAL Services	298,295	309,919	360,352	291,411	379,997	330,555	330,555
<u>Repairs</u>							
5-700.1-411.00 Vehicle/Machinery Maint	3,432	4,296	4,000	615	3,500	3,500	3,500
5-700.1-414.00 Equipment Maintenance	3,086	2,457	2,800	1,942	2,000	2,500	2,500
SUBTOTAL Repairs	6,518	6,753	6,800	2,557	5,500	6,000	6,000

CITY OF KINGSVILLE
 CITY MANAGER'S BUDGET
 AS OF: Comm Adopted 9/17/13

051-Utility Fund
 700 Waste Water

	2010-2011 ACTUAL	2011-2012 ACTUAL	(----- 2012-2013 -----) CURRENT BUDGET	(----- 2012-2013 -----) Y-T-D + ENCUMBERED	(----- 2012-2013 -----) EXPECTED ANNUAL TOTAL	(----- 2013-2014 -----) CITY MANAGER PROPOSED	(----- 2013-2014 -----) COMMISSION ADOPTED
Maintenance							
5-700.1-511.00 Building Maintenance	4,534	6,130	4,000	1,730	3,500	3,000	3,000
5-700.1-543.00 Utility Plant	34,364	40,409	76,000	84,785	85,000	75,000	75,000
5-700.1-551.00 Sewer Line	34	173	300	0	200	200	200
SUBTOTAL Maintenance	38,932	46,712	80,300	86,515	88,700	78,200	78,200
Capital Outlay							
5-700.1-712.00 Equipment	0	0	0	0	0	2,900	2,900
5-700.1-721.00 WW Plant	5,694	0	0	0	0	0	0
5-700.1-798.00 Clear assets at end of	5,694)	0	0	0	0	0	0
SUBTOTAL Capital Outlay	0	0	0	0	0	2,900	2,900
DIVISION TOTAL- North Plant	780,162	793,455	938,472	804,028	947,033	924,838	924,838

051-Utility Fund
 700 Waste Water

	2010-2011 ACTUAL	2011-2012 ACTUAL	(----- 2012-2013 -----)		(----- 2013-2014 -----)		
			CURRENT BUDGET	Y-T-D + ENCUMBERED	EXPECTED ANNUAL TOTAL	CITY MANAGER PROPOSED	COMMISSION ADOPTED
<u>South Plant</u>							
<u>Personnel Services</u>							
5-700.2-111.00 Salaries & Wages	35,442	34,028	47,376	45,308	48,437	48,094	48,094
5-700.2-112.00 Overtime	4,888	3,785	4,500	4,724	6,000	4,500	4,500
5-700.2-114.00 Retirement - TMRS	4,765	4,462	5,859	5,496	6,215	5,939	5,939
5-700.2-115.00 FICA	3,087	2,703	4,006	4,113	4,303	4,061	4,061
5-700.2-116.00 Group Health Insurance	10,665	16,690	10,853	11,022	15,000	10,853	10,853
5-700.2-117.00 Workers' Compensation	669	553	1,018	784	901	1,032	1,032
5-700.2-118.00 Unemployment Compensation	202	511	975	147	178	522	522
5-700.2-122.00 Certification Pay	180	264	480	451	488	481	481
5-700.2-123.00 Life Insurance	77	64	98	96	99	114	114
SUBTOTAL Personnel Services	59,977	63,058	75,165	72,140	81,621	75,596	75,596
<u>Supplies</u>							
5-700.2-211.00 Supplies	1,528	2,427	2,000	1,264	2,000	2,000	2,000
5-700.2-212.00 Uniforms & Personal Wea	590	652	1,000	279	1,000	1,000	1,000
5-700.2-214.00 Chemicals	7,551	11,886	9,000	7,529	9,000	9,000	9,000
5-700.2-215.00 Motor Gas & Oil	3,580	2,071	3,521	4,560	5,975	6,394	6,394
5-700.2-217.00 Minor Eq/Ofc Furniture	788	763	1,200	480	1,200	1,200	1,200
5-700.2-221.00 Lab Supplies/Chemicals	0	621	925	91	925	2,000	2,000
5-700.2-224.00 Medical Supplies	96	0	100	0	100	100	100
SUBTOTAL Supplies	14,133	18,421	17,746	14,203	20,200	21,694	21,694
<u>Services</u>							
5-700.2-311.00 Communications	15	0	300	0	300	360	360
5-700.2-314.00 Professional Services	11,010	7,580	14,000	12,149	15,000	15,000	15,000
5-700.2-314.25 Prof. Services-GPS	0	52	350	311	350	350	350
5-700.2-315.00 Printing & Publishing	0	0	200	0	200	275	275
5-700.2-316.00 Training & Travel	1,068	530	1,500	572	1,500	1,564	1,564
5-700.2-317.00 Memberships & Dues	0	0	120	65	120	130	130
5-700.2-318.00 Equipment Rent	1,982	0	1,000	625	1,000	1,000	1,000
5-700.2-321.00 State Fees	6,545	6,745	7,500	6,599	7,000	7,000	7,000
5-700.2-323.00 Utilities	79,913	71,472	82,698	54,368	78,000	74,575	74,575
5-700.2-324.00 Laundry	810	162	500	0	400	500	500
SUBTOTAL Services	101,342	86,541	108,168	74,690	103,870	100,754	100,754
<u>Repairs</u>							
5-700.2-411.00 Vehicle/Machinery Maint	1,257	902	1,500	35	1,500	1,000	1,000
5-700.2-414.00 Equipment Maintenance	524	719	800	106	800	800	800
SUBTOTAL Repairs	1,781	1,620	2,300	140	2,300	1,800	1,800

CITY OF KINGSVILLE
 CITY MANAGER'S BUDGET
 AS OF: Comm Adopted 9/17/13

051-Utility Fund
 700 Waste Water

	2010-2011 ACTUAL	2011-2012 ACTUAL	(----- 2012-2013 -----) CURRENT BUDGET	Y-T-D + ENCUMBERED	EXPECTED ANNUAL TOTAL	(----- 2013-2014 -----) CITY MANAGER PROPOSED	COMMISSION ADOPTED
<u>Maintenance</u>							
5-700.2-511.00 Building Maintenance	151	0	1,000	0	1,000	7,700	7,700
5-700.2-543.00 Utility Plant	13,846	25,442	25,000	30,189	29,000	25,400	25,400
5-700.2-551.00 Sewer Line	0	0	0	0	100	0	0
SUBTOTAL Maintenance	13,997	25,442	26,000	30,189	30,100	33,100	33,100
<u>Capital Outlay</u>							
5-700.2-712.00 Equipment	0	0	0	0	0	2,900	2,900
SUBTOTAL Capital Outlay	0	0	0	0	0	2,900	2,900
DIVISION TOTAL- South Plant	191,231	195,083	229,379	191,362	238,091	235,844	235,844

051-Utility Fund
 700 Waste Water

	2010-2011 ACTUAL	2011-2012 ACTUAL	(----- 2012-2013 -----) CURRENT BUDGET	Y-T-D + ENCUMBERED	EXPECTED ANNUAL TOTAL	(----- 2013-2014 -----) CITY MANAGER PROPOSED	COMMISSION ADOPTED
Sewer Construction							
<u>Personnel Services</u>							
5-700.3-111.00 Salaries & Wages	202,133	182,704	220,748	204,439	219,773	224,928	224,928
5-700.3-112.00 Overtime	23,129	25,421	20,500	23,729	20,000	20,500	20,500
5-700.3-114.00 Retirement - TMRS	26,723	24,663	27,338	25,034	28,058	27,806	27,806
5-700.3-115.00 FICA	16,668	15,169	18,690	17,935	18,533	19,010	19,010
5-700.3-116.00 Group Health Insurance	69,916	78,115	74,522	55,473	69,728	69,339	69,339
5-700.3-117.00 Workers' Compensation	14,304	13,052	17,937	15,805	17,726	18,243	18,243
5-700.3-118.00 Unemployment Compensation	665	2,110	3,899	294	440	2,088	2,088
5-700.3-122.00 Certification Pay	1,805	2,087	3,060	2,876	3,107	3,061	3,061
5-700.3-123.00 Life Insurance	417	365	458	453	472	523	523
SUBTOTAL Personnel Services	355,760	343,685	387,152	346,037	377,837	385,498	385,498
<u>Supplies</u>							
5-700.3-211.00 Supplies	2,376	2,656	2,300	1,109	2,300	2,300	2,300
5-700.3-212.00 Uniforms & Personal Wea	932	780	1,350	1,293	1,350	1,200	1,200
5-700.3-214.00 Chemicals	12,374	9,653	17,000	12,225	17,000	16,925	16,925
5-700.3-215.00 Motor Gas & Oil	26,811	16,123	23,528	17,366	23,528	25,175	25,175
5-700.3-217.00 Minor Eq/Ofc Furniture	6,626	6,340	8,850	6,561	9,000	9,000	9,000
5-700.3-224.00 Medical Supplies	167	0	200	0	200	200	200
SUBTOTAL Supplies	49,287	35,553	53,228	38,554	53,378	54,800	54,800
<u>Services</u>							
5-700.3-311.00 Communications	403	466	600	656	600	600	600
5-700.3-314.00 Professional Services	2,181	3,690	5,000	1,885	5,000	5,000	5,000
5-700.3-314.25 Prof. Services-GPS	0	363	2,200	1,739	2,200	2,340	2,340
5-700.3-315.00 Printing & Publishing	188	382	300	191	300	300	300
5-700.3-316.00 Training & Travel	2,019	1,502	2,800	1,488	2,500	2,800	2,800
5-700.3-317.00 Memberships & Dues	356	195	300	65	300	325	325
5-700.3-318.00 Equipment Rent	2,424	626	2,000	868	500	2,100	2,100
5-700.3-321.00 State Fees	40	1,000	500	0	500	500	500
5-700.3-321.10 State Fees-TCEQ Penalty	10,600	0	4,137	0	0	0	0
5-700.3-323.00 Utilities	49,931	43,603	49,779	35,606	49,779	49,779	49,779
5-700.3-324.00 Laundry	2,621	2,620	3,000	3,185	3,000	3,000	3,000
SUBTOTAL Services	70,763	54,446	70,616	45,682	64,679	66,744	66,744
<u>Repairs</u>							
5-700.3-411.00 Vehicle/Machinery Maint	24,888	11,192	13,000	7,511	15,000	18,000	18,000
5-700.3-414.00 Equipment Maintenance	2,459	2,556	3,000	875	3,000	3,000	3,000
SUBTOTAL Repairs	27,348	13,748	16,000	8,386	18,000	21,000	21,000

CITY OF KINGSVILLE
 CITY MANAGER'S BUDGET
 AS OF: Comm Adopted 9/17/13

051-Utility Fund
 700 Waste Water

	2010-2011 ACTUAL	2011-2012 ACTUAL	(----- 2012-2013 -----) CURRENT BUDGET	(----- 2012-2013 -----) Y-T-D + ENCUMBERED	(----- 2012-2013 -----) EXPECTED ANNUAL TOTAL	(----- 2013-2014 -----) CITY MANAGER PROPOSED	(----- 2013-2014 -----) COMMISSION ADOPTED
<u>Maintenance</u>							
5-700.3-511.00 Building Maintenance	169	158	400	138	400	10,000	10,000
5-700.3-543.00 Utility Plant	42,143	27,200	39,000	39,236	39,000	33,500	33,500
5-700.3-551.00 Sewer Lines & Manholes	53,761	53,902	50,000	43,969	50,000	50,000	50,000
SUBTOTAL Maintenance	96,072	81,259	89,400	83,343	89,400	93,500	93,500
<u>Capital Outlay</u>							
DIVISION TOTAL- Sewer Construction	599,230	528,691	616,396	522,003	603,294	621,542	621,542
DEPARTMENT TOTAL - 700 Waste Water	1,577,975	1,517,229	1,784,247	1,517,394	1,788,418	1,782,224	1,782,224

051-utility Fund
 800 Engineering - UF

	2010-2011 ACTUAL	2011-2012 ACTUAL	(-----) 2012-2013 CURRENT BUDGET	(-----) 2012-2013 Y-T-D + ENCUMBERED	(-----) 2012-2013 EXPECTED ANNUAL TOTAL	(-----) 2013-2014 CITY MANAGER PROPOSED	(-----) 2013-2014 COMMISSION ADOPTED
Engineering - UF							
<u>Personnel Services</u>							
5-800.0-111.00 Salaries & Wages	62,272	64,309	81,252	71,330	74,683	85,092	85,092
5-800.0-112.00 overtime	0	26	0	23	23	0	0
5-800.0-114.00 Retirement - TMRS	5,025	5,286	7,333	6,316	6,881	7,639	7,639
5-800.0-115.00 FICA	4,792	4,863	6,372	5,866	5,977	6,648	6,648
5-800.0-116.00 Group Health Insurance	4,655	6,078	10,613	6,620	7,246	8,020	8,020
5-800.0-117.00 Workers' Compensation	260	264	382	322	350	399	399
5-800.0-118.00 Unemployment Compensati	210	621	1,219	86	111	653	653
5-800.0-120.00 Car Allowance	1,805	1,810	1,801	1,622	1,688	1,800	1,800
5-800.0-123.00 Life Insurance	61	54	103	93	87	117	117
5-800.0-187.00 Pension obligation	1,360	0	0	0	0	0	0
5-800.0-188.00 Accrued Wages/Comp Bala	516	0	0	0	0	0	0
SUBTOTAL Personnel Services	80,957	83,311	109,075	92,277	97,046	110,368	110,368
<u>Supplies</u>							
5-800.0-211.00 Supplies	672	834	750	990	1,000	750	750
5-800.0-212.00 Uniforms & Personal Wea	0	68	100	72	100	200	200
5-800.0-215.00 Motor Gas & Oil	627	914	975	525	975	1,050	1,050
5-800.0-217.00 Minor Eq/Ofc Furniture	306	882	950	399	950	950	950
5-800.0-224.00 Medical Supplies	0	14	25	0	25	25	25
5-800.0-225.00 Educational Materials	0	0	42	42	100	100	100
5-800.0-226.00 Computers & Associated	41	229	500	205	500	500	500
SUBTOTAL Supplies	1,647	2,942	3,342	2,233	3,650	3,575	3,575
<u>Services</u>							
5-800.0-311.00 Communications	527	338	750	284	750	1,050	1,050
5-800.0-313.00 Printing & Publishing	0	0	26	5	26	20	20
5-800.0-314.00 Professional Services	737	460	958	305	1,000	1,000	1,000
5-800.0-314.25 Prof. Services-GPS	0	78	546	519	546	546	546
5-800.0-315.00 Printing & Publishing	38	123	250	180	250	250	250
5-800.0-316.00 Training & Travel	1,494	1,591	1,441	1,139	1,441	3,000	3,000
5-800.0-317.00 Memberships & Dues	160	474	434	218	434	500	500
5-800.0-318.00 Equipment Rent	0	0	0	0	500	500	500
SUBTOTAL Services	2,956	3,065	4,405	2,650	4,947	6,866	6,866
<u>Repairs</u>							
5-800.0-411.00 Vehicle/Machinery Maint	394	413	500	351	500	500	500
5-800.0-414.00 Equipment Maintenance	0	0	16	0	16	20	20
SUBTOTAL Repairs	394	413	516	351	516	520	520

CITY OF KINGSVILLE
 CITY MANAGER'S BUDGET
 AS OF: Comm Adopted 9/17/13

051-Utility Fund
 800 Engineering - UF

	2010-2011 ACTUAL	2011-2012 ACTUAL	(----- 2012-2013 -----) CURRENT BUOGET	(----- 2012-2013 -----) Y-T-D + ENCUMBERED	(----- 2012-2013 -----) EXPECTED ANNUAL TOTAL	(----- 2013-2014 -----) CITY MANAGER PROPOSED	(----- 2013-2014 -----) COMMISSION ADOPTED
<u>Capital Outlay</u>							
5-800.0-726.00 Computers	0	0	5,000	4,741	5,000	0	0
SUBTOTAL Capital Outlay	0	0	5,000	4,741	5,000	0	0
DIVISION TOTAL- Engineering - UF	85,953	89,730	122,338	102,252	111,159	121,329	121,329
DEPARTMENT TOTAL - 800 Engineering - UF	85,953	89,730	122,338	102,252	111,159	121,329	121,329

051-Utility Fund
801 Public Works Admin-U

	2010-2011 ACTUAL	2011-2012 ACTUAL	(----- 2012-2013 -----)	(----- 2013-2014 -----)			
			CURRENT BUDGET	Y-T-D + ENCUMBERED	EXPECTED ANNUAL TOTAL	CITY MANAGER PROPOSED	COMMISSION ADOPTED
Public Works Admin-UF							
<u>Personnel Services</u>							
5-801.1-111.00 Salaries & wages	38,533	38,880	43,586	41,388	45,648	44,652	44,652
5-801.1-112.00 Overtime	146	97	67	109	104	67	67
5-801.1-114.00 Retirement - TMRS	4,766	4,772	5,087	4,674	5,363	5,206	5,206
5-801.1-115.00 FICA	2,947	2,920	3,478	3,368	3,511	3,559	3,559
5-801.1-116.00 Group Health Insurance	9,309	11,309	10,613	7,648	10,249	8,020	8,020
5-801.1-117.00 workers' Compensation	87	87	111	101	117	113	113
5-801.1-118.00 Unemployment Compensati	72	261	488	9	28	261	261
5-801.1-120.00 Car Allowance	1,805	1,810	1,801	1,691	1,826	1,800	1,800
5-801.1-123.00 Life Insurance	80	71	91	88	88	102	102
SUBTOTAL Personnel Services	57,744	60,206	65,322	59,076	66,934	63,780	63,780
<u>Supplies</u>							
5-801.1-211.00 Supplies	572	628	815	526	815	815	815
5-801.1-212.00 Uniforms & Personal Wea	0	10	50	0	50	50	50
5-801.1-217.00 Minor Eq/Ofc Furniture	101	191	200	144	200	900	900
5-801.1-224.00 Medical Supplies	0	0	20	0	20	20	20
5-801.1-226.00 Computers & Associated	503	1,272	1,000	796	1,000	950	950
SUBTOTAL Supplies	1,176	2,101	2,085	1,466	2,085	2,735	2,735
<u>Services</u>							
5-801.1-311.00 Communications	502	884	1,000	894	1,000	1,000	1,000
5-801.1-314.00 Professional Services	5,250	153	900	163	900	900	900
5-801.1-315.00 Printing & Publishing	65	28	50	34	50	50	50
5-801.1-316.00 Training & Travel	297	1,283	1,500	618	1,500	1,500	1,500
5-801.1-317.00 Memberships & Dues	5	6	100	25	100	100	100
5-801.1-318.00 Equipment Rent	66	11	0	0	0	0	0
5-801.1-319.00 Catering	0	481	600	429	600	600	600
5-801.1-324.00 Laundry	213	213	200	197	200	200	200
5-801.1-331.00 Subscriptions	24	24	50	0	50	0	0
SUBTOTAL Services	6,421	3,084	4,400	2,360	4,400	4,350	4,350
<u>Maintenance</u>							
5-801.1-511.00 Building Maintenance	0	6,600	7,200	7,200	7,200	7,800	7,800
SUBTOTAL Maintenance	0	6,600	7,200	7,200	7,200	7,800	7,800
DIVISION TOTAL - Public Works Admin-UF	65,342	71,991	79,007	70,102	80,619	78,665	78,665
DEPARTMENT TOTAL - 801 Public Works Adm	65,342	71,991	79,007	70,102	80,619	78,665	78,665
FUND TOTAL EXPENDITURES	8,204,937	9,163,397	8,409,072	7,364,752	8,803,984	8,630,273	8,630,273

CITY OF KINGSVILLE
 CITY MANAGER'S BUDGET
 AS OF: Comm Adopted 9/16/13

054-UF Capital Projects
 000 Non-Departmental

REVENUES	2010-2011 ACTUAL	2011-2012 ACTUAL	2012-2013			2013-2014	
			CURRENT BUDGET	Y-T-D + ENCUMBERED	EXPECTED ANNUAL TOTAL	CITY MANAGER PROPOSED	COMMISSION ADOPTED
<u>Grants & Transfers</u>							
4-000-750.10 Transfers from Fund 051	525,000	799,525	760,000	696,667	931,488	1,049,303	1,049,303
4-000-750.62 Transfer from Fund 062	0	50,000	0	0	0	0	0
SUBTOTAL - Grants & Transfers	525,000	849,525	760,000	696,667	931,488	1,049,303	1,049,303
<u>Interest & Other</u>							
4-000-910.00 Sale of City Property	0	75,500	0	0	0	0	0
4-000-915.00 Interest Income	2,445	1,098	1,197	901	1,197	1,197	1,197
4-000-997.00 Gain/Loss on Sale of Asse	0	75,500	0	0	0	0	0
SUBTOTAL - Interest & Other	2,445	152,098	1,197	901	1,197	1,197	1,197
TOTAL REVENUE - 000 Non-Departmental	527,445	1,001,623	761,197	697,568	932,685	1,050,500	1,050,500
FUND TOTAL REVENUES	527,445	1,001,623	761,197	697,568	932,685	1,050,500	1,050,500

054-UF Capital Projects
 600 Water

	2010-2011 ACTUAL	2011-2012 ACTUAL	(----- 2012-2013 -----) CURRENT BUDGET	(----- 2012-2013 -----) Y-T-D + ENCUMBERED	(----- 2012-2013 -----) EXPECTED ANNUAL TOTAL	(----- 2013-2014 -----) CITY MANAGER PROPOSED	(----- 2013-2014 -----) COMMISSION ADOPTED
Water Construction							
<u>Supplies</u>							
5-600.1-217.00 Minor Equipment	0	2,332	0	0	0	0	0
SUBTOTAL Supplies	0	2,332	0	0	0	0	0
<u>Maintenance</u>							
<u>Capital Outlay</u>							
5-600.1-711.00 Vehicle	77,116	0	100,000	94,475	94,475	30,000	30,000
5-600.1-712.00 Equipment	94,137	0	40,000	36,438	36,438	12,000	12,000
5-600.1-717.00 Water Lines & Fixtures	144,960	0	257,500	96,772	99,172	0	0
5-600.1-799.00 Capital outlay clearng(316,213)	0	0	0	0	0	0
SUBTOTAL Capital Outlay	0	0	397,500	227,685	230,085	42,000	42,000
DIVISION TOTAL- Water Construction	0	2,332	397,500	227,685	230,085	42,000	42,000

054-UF Capital Projects
 600 Water

	2010-2011 ACTUAL	2011-2012 ACTUAL	(----- 2012-2013 -----) CURRENT BUDGET	(----- 2012-2013 -----) Y-T-D + ENCUMBERED	(----- 2012-2013 -----) EXPECTED ANNUAL TOTAL	(----- 2013-2014 -----) CITY MANAGER PROPOSED	(----- 2013-2014 -----) COMMISSION ADOPTED
Water Production							
<u>Maintenance</u>							
5-600.2-543.00 utility Plant	74,540	75,280	50,000	26,123	50,000	51,000	51,000
SUBTOTAL Maintenance	74,540	75,280	50,000	26,123	50,000	51,000	51,000
<u>Capital Outlay</u>							
5-600.2-712.00 Equipment-SCADA etc	0	0	30,000	9,479	0	31,500	31,500
5-600.2-720.19 Water Well #19	0	0	102,400	15,000	15,000	0	0
5-600.2-720.20 Water Well #19 Pump Hou	0	0	200,000	287,000	287,000	0	0
SUBTOTAL Capital Outlay	0	0	332,400	311,479	302,000	31,500	31,500
DIVISION TOTAL- Water Production	74,540	75,280	382,400	337,602	352,000	82,500	82,500
DEPARTMENT TOTAL - 600 Water	74,540	77,612	779,900	565,288	582,085	124,500	124,500

054-UF Capital Projects
 620 Utility Billing

	2010-2011 ACTUAL	2011-2012 ACTUAL	(----- 2012-2013 -----) CURRENT BUDGET	(----- 2012-2013 -----) Y-T-D + ENCUMBERED	(----- 2012-2013 -----) EXPECTED ANNUAL TOTAL	(----- 2013-2014 -----) CITY MANAGER PROPOSED	(----- 2013-2014 -----) COMMISSION ADOPTED
<u>Meter Readers</u>							
<u>Supplies</u>							
5-620.2-217.00 Minor Eq/Office Furn	3,124	0	0	0	0	0	0
5-620.2-226.00 Computers & Associated	4,421	0	0	0	0	0	0
SUBTOTAL Supplies	7,545	0	0	0	0	0	0
<u>Capital Outlay</u>							
5-620.2-711.00 Vehicle	28,150	0	0	0	0	0	0
5-620.2-799.00 Capital outlay clearingc	28,150)	0	0	0	0	0	0
DIVISION TOTAL- Meter Readers	7,545	0	0	0	0	0	0
DEPARTMENT TOTAL - 620 utility billing	7,545	0	0	0	0	0	0

CITY OF KINGSVILLE
 CITY MANAGER'S BUDGET
 AS OF: Comm Adopted 9/17/13

054-UF Capital Projects
 690 Fund Expense/Tranfr

	2010-2011 ACTUAL	2011-2012 ACTUAL	(----- 2012-2013 -----) CURRENT BUDGET	(----- 2012-2013 -----) Y-T-D + ENCUMBERED	(----- 2012-2013 -----) EXPECTED ANNUAL TOTAL	(----- 2013-2014 -----) CITY MANAGER PROPOSED	(----- 2013-2014 -----) COMMISSION ADOPTED
<u>Services</u>							
5-690.0-394.00 Transfer to Fund 062-06	0	224,600	0	0	0	0	0
SUBTOTAL Services	0	224,600	0	0	0	0	0
DIVISION TOTAL-	0	224,600	0	0	0	0	0
DEPARTMENT TOTAL - 690 Fund Expense/Tra	0	224,600	0	0	0	0	0

CITY OF KINGSVILLE
 CITY MANAGER'S BUDGET
 AS OF: Comm Adopted 9/17/13

054-UF Capital Projects
 700 Waste Water

	2010-2011 ACTUAL	2011-2012 ACTUAL	(-----) 2012-2013 CURRENT BUDGET	(-----) 2012-2013 Y-T-D + ENCUMBERED	(-----) 2012-2013 EXPECTED ANNUAL TDAL	(-----) 2013-2014 CITY MANAGER PROPOSED	(-----) 2013-2014 COMMISSION ADOPTED
<u>WW North Plant</u>							
<u>Supplies</u>							
<u>Maintenance</u>							
5-700.1-543.00 Utility Plant	55,376	0	0	0	0	0	0
SUBTOTAL Maintenance	55,376	0	0	0	0	0	0
<u>Capital Outlay</u>							
5-700.1-711.00 vehicle	0	0	35,000	28,484	30,000	0	0
5-700.1-712.00 Equipment	165,798	0	16,000	0	16,000	33,000	33,000
5-700.1-713.00 building	0	0	96,215	97,504	98,215	0	0
5-700.1-799.00 Capital Outlay Clearng(165,798)	0	0	0	0	0	0
SUBTOTAL Capital Outlay	0	0	147,215	125,988	144,215	33,000	33,000
DIVISION TOTAL- WW North Plant	55,376	0	147,215	125,988	144,215	33,000	33,000

CITY OF KINGSVILLE
 CITY MANAGER'S BUDGET
 AS OF: Comm Adopted 9/17/13

054-UF Capital Projects
 700 Waste Water

	2010-2011 ACTUAL	2011-2012 ACTUAL	(----- 2012-2013 -----) CURRENT BUDGET	(----- 2012-2013 -----) Y-T-O + ENCUMBERED	(----- 2012-2013 -----) EXPECTED ANNUAL TOTAL	(----- 2013-2014 -----) CITY MANAGER PROPOSED	(----- 2013-2014 -----) COMMISSION ADOPTED
<u>ww South Plant</u>							
<u>Capital Outlay</u>							
5-700.2-711.00 vehicle	0	0	20,000	16,799	18,000	0	0
5-700.2-712.00 Equipment	24,358	0	15,000	0	15,000	0	0
5-700.2-799.00 Capital Outlay Clearng(24,358)	0	0	0	0	0	0
SUBTOTAL Capital outlay	0	0	35,000	16,799	33,000	0	0
DIVISION TOTAL- ww South Plant	0	0	35,000	16,799	33,000	0	0

054-UF Capital Projects
 700 Waste Water

	2010-2011 ACTUAL	2011-2012 ACTUAL	(----- 2012-2013 -----) CURRENT BUDGET	(----- 2012-2013 -----) Y-T-D + ENCUMBERED	(----- 2012-2013 -----) EXPECTED ANNUAL TOTAL	(----- 2013-2014 -----) CITY MANAGER PROPOSED	(----- 2013-2014 -----) COMMISSION ADOPTED
WW Sewer Construction							
<u>Maintenance</u>							
5-700.3-543.00 Utility Plant	0	49,386	0	0	0	893,000	893,000
SUBTOTAL Maintenance	0	49,386	0	0	0	893,000	893,000
<u>Capital Outlay</u>							
5-700.3-711.00 Vehicle	0	0	25,000	19,640	21,200	0	0
5-700.3-712.00 Equipment	173,267	75,500	0	0	0	0	0
5-700.3-718.00 Sewer Lines & Manholes	242,859	0	0	0	0	0	0
5-700.3-799.00 Capital Outlay Clearing	416,126	0	0	0	0	0	0
SUBTOTAL Capital Outlay	0	75,500	25,000	19,640	21,200	0	0
DIVISION TOTAL- WW Sewer Construction	0	124,886	25,000	19,640	21,200	893,000	893,000
DEPARTMENT TOTAL - 700 Waste Water	55,376	124,886	207,215	162,428	198,415	926,000	926,000

CITY OF KINGSVILLE
 CITY MANAGER'S BUDGET
 AS OF: Comm Adopted 9/17/13

054-UF Capital Projects
 800 UF Capital Projects

	2010-2011 ACTUAL	2011-2012 ACTUAL	(----- 2012-2013 -----) CURRENT BUDGET	(----- 2012-2013 -----) Y-T-D + ENCUMBERED	(----- 2012-2013 -----) EXPECTED ANNUAL TOTAL	(----- 2013-2014 -----) CITY MANAGER PROPOSED	(----- 2013-2014 -----) COMMISSION ADOPTED
<u>Engineering - UF</u>							
<u>Supplies</u>							
5-800.0-217.00 Minor Equipment	0	2,200	0	0	0	0	0
5-800.0-226.00 Computers & Associated	0	3,498	0	0	0	0	0
SUBTOTAL Supplies	0	5,698	0	0	0	0	0
<u>Services</u>							
<u>Capital Outlay</u>							
5-800.0-711.00 vehicle	12,338	0	0	0	0	0	0
5-800.0-799.00 Capital Outlay Clearng(12,338)	0	0	0	0	0	0
DIVISION TOTAL- Engineering - UF	0	5,698	0	0	0	0	0
DEPARTMENT TOTAL - 800 UF Capital Proje	0	5,698	0	0	0	0	0
FUND TOTAL EXPENDITURES	137,460	432,795	987,115	727,715	780,500	1,050,500	1,050,500

CITY OF KINGSVILLE
 CITY MANAGER'S BUDGET
 AS OF: Comm Adopted 9/17/13

055-Stormwater Drain Cap Proj
 055 Storm Water

	2010-2011 ACTUAL	2011-2012 ACTUAL	(----- 2012-2013 -----) CURRENT BUDGET	(----- 2012-2013 -----) Y-T-D + ENCUMBERED	(----- 2012-2013 -----) EXPECTED ANNUAL TOTAL	(----- 2013-2014 -----) CITY MANAGER PROPOSED	(----- 2013-2014 -----) COMMISSION ADOPTED
<u>Services</u>							
5-690.0-394.12 Transfer To Fund 012	0	0	0	0	0	174,734	174,734
SUBTOTAL Services	0	0	0	0	0	174,734	174,734
DIVISION TOTAL-	0	0	0	0	0	174,734	174,734
DEPARTMENT TOTAL - 055 Storm water	0	0	0	0	0	174,734	174,734

055-Stormwater Drain Cap Proj
 055 Storm Water

REVENUES	2010-2011 ACTUAL	2011-2012 ACTUAL	2012-2013			2013-2014	
			CURRENT BUDGET	Y-T-D + ENCUMBERED	EXPECTED ANNUAL TOTAL	CITY MANAGER PROPOSED	COMMISSION ADOPTED
<u>Grants & Transfers</u>							
<u>Utility Services</u>							
4-860-831.00 Storm water Sales	0	0	225,934	213,204	225,836	226,514	226,514
SUBTOTAL - Utility Services	0	0	225,934	213,204	225,836	226,514	226,514
TOTAL REVENUE - 055 Storm Water	0	0	225,934	213,204	225,836	226,514	226,514
FUND TOTAL REVENUES	0	0	225,934	213,204	225,836	226,514	226,514

CITY OF KINGSVILLE
 CITY MANAGER'S BUDGET
 AS OF: Comm Adopted 9/16/13

061-CO Series 2002 - utility
 000 Non-Departmental

REVENUES	2010-2011 ACTUAL	2011-2012 ACTUAL	(----- 2012-2013 -----)			(----- 2013-2014 -----)	
			CURRENT BUDGET	Y-T-D + ENCUMBERED	EXPECTED ANNUAL TOTAL	CITY MANAGER PROPOSED	COMMISSION ADOPTED
<u>Grants & Transfers</u>							
<u>Interest & Other</u>							
4-000-915.00 Interest Earned	98	86	0	14	0	0	0
SUBTOTAL - Interest & Other	98	86	0	14	0	0	0
TOTAL REVENUE - 000 Non-Departmental	98	86	0	14	0	0	0
FUND TOTAL REVENUES	98	86	0	14	0	0	0

061-CO Series 2002 - Utility
 600 Water

	2010-2011 ACTUAL	2011-2012 ACTUAL	(----- 2012-2013 -----) CURRENT BUDGET	(----- 2012-2013 -----) Y-T-D + ENCUMBERED	(----- 2012-2013 -----) EXPECTED ANNUAL TOTAL	(----- 2013-2014 -----) CITY MANAGER PROPOSED	(----- 2013-2014 -----) COMMISSION ADOPTED
<u>Water Construction</u>							
<u>Supplies</u>							
5-600.1-217.00 Minor Eq/Office Furn	0	2,626	0	0	0	0	0
SUBTOTAL Supplies	0	2,626	0	0	0	0	0
<u>Maintenance</u>							
<u>Capital Outlay</u>							
DIVISION TOTAL- Water Construction	0	2,626	0	0	0	0	0

061-CO Series 2002 - Utility
 600 Water

	2010-2011 ACTUAL	2011-2012 ACTUAL	(----- CURRENT BUDGET	2012-2013 Y-T-D + ENCUMBERED	(----- EXPECTED ANNUAL TOTAL	(----- CITY MANAGER PROPOSED	(----- COMMISSION ADOPTED
<u>Water Production</u>							
<u>Supplies</u>							
5-600.2-217.00 Minor Eq/Office Furn	0	15,324	0	0	0	0	0
SUBTOTAL Supplies	0	15,324	0	0	0	0	0
<u>Capital Outlay</u>							
DIVISION TOTAL- Water Production	0	15,324	0	0	0	0	0
DEPARTMENT TOTAL - 600 Water	0	17,950	0	0	0	0	0

CITY OF KINGSVILLE
 CITY MANAGER'S BUDGET
 AS OF: Comm Adopted 9/17/13

061-CO Series 2002 - Utility
 690 Fund Expense/Transfr

	2010-2011 ACTUAL	2011-2012 ACTUAL	(----- 2012-2013 -----) CURRENT BUDGET	(----- 2012-2013 -----) Y-T-D + ENCUMBERED	(----- 2012-2013 -----) EXPECTED ANNUAL TOTAL	(----- 2013-2014 -----) CITY MANAGER PROPOSED	(----- 2013-2014 -----) COMMISSION ADOPTED
<u>Services</u>							
5-690.0-394.39 Transfer to Fund 039	0	0	133,163	133,163	203,646	0	0
SUBTOTAL Services	0	0	133,163	133,163	203,646	0	0
<u>Maintenance</u>							
DIVISION TOTAL-	0	0	133,163	133,163	203,646	0	0
DEPARTMENT TOTAL - 690 Fund Expense/Tra	0	0	133,163	133,163	203,646	0	0

061-CO Series 2002 - Utility
 700 waste water

	2010-2011 ACTUAL	2011-2012 ACTUAL	(----- 2012-2013 -----) CURRENT BUDGET	(----- 2012-2013 -----) Y-T-D + ENCUMBERED	(----- 2012-2013 -----) EXPECTED ANNUAL TOTAL	(----- 2013-2014 -----) CITY MANAGER PROPOSED	(----- 2013-2014 -----) COMMISSION ADOPTED
Sewer Collection							
<u>Supplies</u>							
5-700.3-217.00 Minor Eq/Office Furn	0	4,686	0	0	0	0	0
SUBTOTAL Supplies	0	4,686	0	0	0	0	0
<u>Capital Outlay</u>							
DIVISION TOTAL- Sewer Collection	0	4,686	0	0	0	0	0
DEPARTMENT TOTAL - 700 waste Water	0	4,686	0	0	0	0	0
FUND TOTAL EXPENDITURES	0	22,636	133,163	133,163	203,646	0	0

CITY OF KINGSVILLE
 CITY MANAGER'S BUDGET
 AS OF: Comm Adopted 9/16/13

062-CO Series 2005 - Utility
 000 Non-Departmental

REVENUES	2010-2011 ACTUAL	2011-2012 ACTUAL	2012-2013			2013-2014	
			CURRENT BUDGET	Y-T-D + ENCUMBERED	EXPECTED ANNUAL TOTAL	CITY MANAGER PROPOSED	COMMISSION ADOPTED
<u>Grants & Transfers</u>							
<u>Interest & Other</u>							
4-000-915.00 Interest Earned-MBIA	886	897	0	669	650	650	650
SUBTOTAL - Interest & Other	886	897	0	669	650	650	650
TOTAL REVENUE - 000 Non-Departmental	886	897	0	669	650	650	650
FUND TOTAL REVENUES	886	897	0	669	650	650	650

062-CO Series 2005 - utility
 600 water

	2010-2011 ACTUAL	2011-2012 ACTUAL	(----- 2012-2013 -----) CURRENT BUDGET	Y-T-D + ENCUMBERED	EXPECTED ANNUAL TOTAL	(----- 2013-2014 -----) CITY MANAGER PROPOSED	COMMISSION ADOPTED
Water Production							
<u>Supplies</u>							
<u>Maintenance</u>							
5-600.2-543.00 utility Plant	0	136,444	0	0	0	0	0
5-600.2-591.00 Grounds & Perm Fixtures	0	27,948	0	0	0	0	0
SUBTOTAL Maintenance	0	164,392	0	0	0	0	0
<u>Capital Outlay</u>							
5-600.2-712.00 Equipment-SCADA System	77,622	0	0	0	0	0	0
5-600.2-720.20 Water Well #20	41,654	0	0	0	0	0	0
5-600.2-799.00 Construction in Progre(77,622)	0	0	0	0	0	0
SUBTOTAL Capital Outlay	41,654	0	0	0	0	0	0
DIVISION TOTAL- water Production	41,654	164,392	0	0	0	0	0
DEPARTMENT TOTAL - 600 water	41,654	164,392	0	0	0	0	0

CITY OF KINGSVILLE
 CITY MANAGER'S BUDGET
 AS OF: Comm Adopted 9/17/13

062-CO Series 2005 - Utility
 690 Fund Expense/Transfr

	2010-2011 ACTUAL	2011-2012 ACTUAL	(----- 2012-2013 -----) CURRENT BUDGET	(----- 2012-2013 -----) Y-T-D + ENCUMBERED	(----- 2012-2013 -----) EXPECTED ANNUAL TOTAL	(----- 2013-2014 -----) CITY MANAGER PROPOSED	(----- 2013-2014 -----) COMMISSION ADOPTED
<u>Services</u>							
5-690.0-394.54 Transfer to Fund 054	0	50,000	0	0	0	0	0
SUBTOTAL Services	0	50,000	0	0	0	0	0
DIVISION TOTAL-	0	50,000	0	0	0	0	0
DEPARTMENT TOTAL - 690 Fund Expense/Tra	0	50,000	0	0	0	0	0

062-CO Series 2005 - Utility
 700 Waste Water

	2010-2011 ACTUAL	2011-2012 ACTUAL	(----- 2012-2013 -----) CURRENT BUDGET	(----- 2012-2013 -----) Y-T-D + ENCUMBERED	(----- 2012-2013 -----) EXPECTED ANNUAL TOTAL	(----- 2013-2014 -----) CITY MANAGER PROPOSEO	(----- 2013-2014 -----) COMMISSION ADOPTED
North Plant							
<u>Maintenance</u>							
5-700.1-511.00 Building Maintenance	0	1,800	26,200	19,974	26,200	0	0
5-700.1-543.00 Utility Plant	0	85,105	20,000	22,903	20,000	0	0
5-700.1-591.00 Grounds & Perm Fixtures	0	11,120	10,000	0	5,000	0	0
SUBTOTAL Maintenance	0	98,025	56,200	42,877	51,200	0	0
<u>Capital Outlay</u>							
DIVISION TOTAL- North Plant	0	98,025	56,200	42,877	51,200	0	0

062-CO Series 2005 - Utility
 700 Waste Water

	2010-2011 ACTUAL	2011-2012 ACTUAL	(----- 2012-2013 -----) CURRENT BUDGET	(----- 2012-2013 -----) Y-T-D + ENCUMBERED	(----- 2012-2013 -----) EXPECTED ANNUAL TOTAL	(----- 2013-2014 -----) CITY MANAGER PROPOSED	(----- 2013-2014 -----) COMMISSION ADOPTED
<u>South Plant</u>							
<u>Maintenance</u>							
5-700.2-543.00 utility Plant	0	0	0	4,321	0	0	0
5-700.2-591.00 Grounds & Perm Fixtures	0	7,130	5,000	0	5,000	0	0
SUBTOTAL Maintenance	0	7,130	5,000	4,321	5,000	0	0
<u>Capital Outlay</u>							
DIVISION TOTAL- South Plant	0	7,130	5,000	4,321	5,000	0	0

062-CO Series 2005 - Utility
 700 Waste Water

	2010-2011 ACTUAL	2011-2012 ACTUAL	(----- 2012-2013 -----) CURRENT BUDGET	(----- 2012-2013 -----) Y-T-D + ENCUMBERED	(----- 2012-2013 -----) EXPECTED ANNUAL TOTAL	(----- 2013-2014 -----) CITY MANAGER PROPOSED	(----- 2013-2014 -----) COMMISSION ADOPTED
<u>Sewer Collection</u>							
<u>Maintenance</u>							
5-700.3-543.00 Utility Plant	0	0	110,200	42,000	55,200	0	0
5-700.3-551.00 Sewer Lines & Manholes	0	160,000	0	0	0	55,000	55,000
SUBTOTAL Maintenance	0	160,000	110,200	42,000	55,200	55,000	55,000
<u>Capital Outlay</u>							
DIVISION TOTAL- Sewer Collection	0	160,000	110,200	42,000	55,200	55,000	55,000
DEPARTMENT TOTAL - 700 Waste Water	0	265,155	171,400	89,198	111,400	55,000	55,000
FUND TOTAL EXPENDITURES	41,654	479,546	171,400	89,198	111,400	55,000	55,000

CITY OF KINGSVILLE
 CITY MANAGER'S BUDGET
 AS OF: Comm Adopted 9/16/13

066-CO Series 2011- utility
 Non-Departmental

REVENUES	2010-2011 ACTUAL	2011-2012 ACTUAL	(----- 2012-2013 -----)			(----- 2013-2014 -----)	
			CURRENT BUDGET	Y-T-D + ENCUMBERED	EXPECTED ANNUAL TOTAL	CITY MANAGER PROPOSED	COMMISSION ADOPTED
<u>Grants & Transfers</u>							
<u>Interest & Other</u>							
4-000-915.00 Interest Earned Cutwater	3,777	6,403	2,661	5,569	5,100	5,100	5,100
4-000-915.20 Interest Earned-Investmen	0	16,044	0	0	0	0	0
SUBTOTAL - Interest & Other	3,777	22,447	2,661	5,569	5,100	5,100	5,100
TOTAL REVENUE - Non-Departmental	3,777	22,447	2,661	5,569	5,100	5,100	5,100
FUND TOTAL REVENUES	3,777	22,447	2,661	5,569	5,100	5,100	5,100

CITY OF KINGSVILLE
 CITY MANAGER'S BUDGET
 AS OF: Comm Adopted 9/17/13

066-CO Series 2011- Utility
 Water

	2010-2011 ACTUAL	2011-2012 ACTUAL	(----- 2012-2013 -----) CURRENT BUDGET	(----- 2012-2013 -----) Y-T-D + ENCUMBERED	(----- 2012-2013 -----) EXPECTED ANNUAL TOTAL	(----- 2013-2014 -----) CITY MANAGER PROPOSED	(----- 2013-2014 -----) COMMISSION ADOPTED
Water Construction							
Maintenance							
5-600.1-541.00 Water Line	144	49,856	643,500	0	0	643,500	643,500
SUBTOTAL Maintenance	144	49,856	643,500	0	0	643,500	643,500
DIVISION TOTAL- Water Construction	144	49,856	643,500	0	0	643,500	643,500

066-CO Series 2011- Utility
 Water

	2010-2011 ACTUAL	2011-2012 ACTUAL	(----- 2012-2013 -----) CURRENT BUDGET	Y-T-D + ENCUMBERED	EXPECTED ANNUAL TOTAL	(----- 2013-2014 -----) CITY MANAGER PROPOSED	COMMISSION ADOPTED
Water Production							
Capital Outlay							
5-600.2-712.00 Equipment	0	0	435,099	0	0	68,100	68,100
5-600.2-714.00 Land for New Water well	0	0	50,000	0	0	50,000	50,000
5-600.2-719.00 Water Towers	0	0	1,076,250	0	0	1,076,250	1,076,250
5-600.2-720.25 Water Well #25	0	0	945,000	100,397	100,397	888,853	888,853
SUBTOTAL Capital Outlay	0	0	2,506,349	100,397	100,397	2,083,203	2,083,203
DIVISION TOTAL- Water Production	0	0	2,506,349	100,397	100,397	2,083,203	2,083,203
DEPARTMENT TOTAL - Water	144	49,856	3,149,849	100,397	100,397	2,726,703	2,726,703

066-CO Series 2011- Utility
 Wastewater

	2010-2011 ACTUAL	2011-2012 ACTUAL	(----- 2012-2013 -----) CURRENT BUDGET	(----- 2012-2013 -----) Y-T-D + ENCUMBERED	(----- 2012-2013 -----) EXPECTED ANNUAL TOTAL	(----- 2013-2014 -----) CITY MANAGER PROPOSED	(----- 2013-2014 -----) COMMISSION ADOPTED
South Plant							
<u>Capital Outlay</u>							
5-700.2-721.00 ww Plant	20,500	0	1,309,600	1,284,600	1,309,600	0	0
5-700.2-799.00 Construction in Progre(20,500)	0	0	0	0	0	0
SUBTOTAL Capital Outlay	0	0	1,309,600	1,284,600	1,309,600	0	0
DIVISION TOTAL- South Plant	0	0	1,309,600	1,284,600	1,309,600	0	0
DEPARTMENT TOTAL - Wastewater	0	0	1,309,600	1,284,600	1,309,600	0	0
FUND TOTAL EXPENDITURES	144	49,856	4,459,449	1,384,997	1,409,997	2,726,703	2,726,703

CITY OF KINGSVILLE
 CITY MANAGER'S BUDGET
 AS OF: Comm Adopted 9/16/13

068-CO Series 2013- Drainage
 Non-Departmental

REVENUES	2010-2011 ACTUAL	2011-2012 ACTUAL	(----- 2012-2013 -----)		(----- 2013-2014 -----)		
			CURRENT BUDGET	Y-T-D + ENCUMBERED	EXPECTED ANNUAL TOTAL	CITY MANAGER PROPOSED	COMMISSION ADOPTED
<u>Interest & Other</u>							
4-000-995.00 Bond Proceeds	0	0	4,325,000	0	4,325,000	0	0
4-000-996.00 Bond Issuance Premium	0	0	174,818	0	174,819	0	0
SUBTOTAL - Interest & Other	0	0	4,499,818	0	4,499,819	0	0
TOTAL REVENUE - Non-Departmental	0	0	4,499,818	0	4,499,819	0	0
FUND TOTAL REVENUES	0	0	4,499,818	0	4,499,819	0	0

CITY OF KINGSVILLE
 CITY MANAGER'S BUDGET
 AS OF: Comm Adopted 9/17/13

068-CO Series 2013- Drainage
 Non-Departmental

	2010-2011 ACTUAL	2011-2012 ACTUAL	(----- CURRENT BUDGET	2012-2013 Y-T-D + ENCUMBERED	-----) EXPECTED ANNUAL TOTAL	(----- CITY MANAGER PROPOSED	2013-2014 COMMISSION ADOPTED
<u>Services</u>							
5-000.0-314.04 Prof Serv-Bond Issue Co	0	0	121,233	0	121,234	0	0
SUBTOTAL Services	0	0	121,233	0	121,234	0	0
DIVISION TOTAL-	0	0	121,233	0	121,234	0	0
DEPARTMENT TOTAL - Non-Departmental	0	0	121,233	0	121,234	0	0
FUND TOTAL EXPENDITURES	0	0	688,088	168,666	688,089	1,344,936	1,344,936

068-CO Series 2013- Drainage
 CO 2013 Drainage

	2010-2011 ACTUAL	2011-2012 ACTUAL	(----- 2012-2013 -----) CURRENT BUDGET	Y-T-D + ENCUMBERED	EXPECTED ANNUAL TOTAL	(----- 2013-2014 -----) CITY MANAGER PROPOSED	COMMISSION ADOPTED
Street							
Maintenance							
5-305.0-521.00 Street and Bridge	0	0	0	160,706	0	0	0
5-305.0-531.00 Drainage	0	0	566,855	7,960	566,855	1,344,936	1,344,936
SUBTOTAL Maintenance	0	0	566,855	168,666	566,855	1,344,936	1,344,936
DIVISION TOTAL- Street	0	0	566,855	168,666	566,855	1,344,936	1,344,936
DEPARTMENT TOTAL - CO 2013 Drainage	0	0	566,855	168,666	566,855	1,344,936	1,344,936

CITY OF KINGSVILLE
 CITY MANAGER'S BUDGET
 AS OF: Comm Adopted 9/16/13

012-UF Debt Service Fund
 000 Non-Departmental

REVENUES	2010-2011 ACTUAL	2011-2012 ACTUAL	(----- 2012-2013 -----)			(----- 2013-2014 -----)	
			CURRENT BUDGET	Y-T-D + ENCUMBERED	EXPECTED ANNUAL TOTAL	CITY MANAGER PROPOSED	COMMISSION ADOPTED
Grants & Transfers							
4-000-750.10 Transfer From Utility Fun	973,970	1,373,459	1,374,823	1,260,254	1,374,823	1,375,248	1,375,248
4-000-750.55 Transfer in from Fund 55	0	0	0	0	0	174,734	174,734
SUBTOTAL - Grants & Transfers	973,970	1,373,459	1,374,823	1,260,254	1,374,823	1,549,982	1,549,982
Interest & Other							
4-000-915.00 Interest Income	853	1,273	1,200	142	600	600	600
SUBTOTAL - Interest & Other	853	1,273	1,200	142	600	600	600
TOTAL REVENUE - 000 Non-Departmental	974,823	1,374,732	1,376,023	1,260,396	1,375,423	1,550,582	1,550,582
FUND TOTAL REVENUES	974,823	1,374,732	1,376,023	1,260,396	1,375,423	1,550,582	1,550,582

CITY OF KINGSVILLE
 CITY MANAGER'S BUDGET
 AS OF: Comm Adopted 9/17/13

012-UF Debt Service Fund
 510 G. O. Debt Service

	2010-2011 ACTUAL	2011-2012 ACTUAL	(----- 2012-2013 -----) CURRENT BUDGET	(----- 2012-2013 -----) Y-T-D + ENCUMBERED	(----- 2012-2013 -----) EXPECTED ANNUAL TOTAL	(----- 2013-2014 -----) CITY MANAGER PROPOSED	(----- 2013-2014 -----) COMMISSION ADOPTED
<u>Services</u>							
5-510.0-394.00 Operating Transfers	0	4,614,960	0	0	0	0	0
SUBTOTAL Services	0	4,614,960	0	0	0	0	0
<u>Operating Lease</u>							
5-510.0-611.00 Principle	0	0	760,000	595,000	785,000	785,000	785,000
5-510.0-621.00 Interest	601,778	635,555	612,823	220,431	763,182	763,181	763,181
5-510.0-631.00 Paying Agent Fees	0	1,550	2,000	1,550	750	1,800	1,800
SUBTOTAL Operating Lease	601,778	637,105	1,374,823	816,981	1,548,932	1,549,981	1,549,981
<u>Prior Yr Adjustments</u>							
DIVISION TOTAL-	601,778	5,252,065	1,374,823	816,981	1,548,932	1,549,981	1,549,981
DEPARTMENT TOTAL - 510 G. O. Debt Servi	601,778	5,252,065	1,374,823	816,981	1,548,932	1,549,981	1,549,981
FUND TOTAL EXPENDITURES	601,778	5,252,065	1,374,823	816,981	1,548,932	1,549,981	1,549,981

**ASSET
FORFEITURE
FUNDS**

000--CONSOLIDATED
 CONSOLIDATED DEPARTMENTS

REVENUES	2010-2011 ACTUAL	2011-2012 ACTUAL	(----- 2012-2013 -----)			(----- 2013-2014 -----)	
			CURRENT BUDGET	Y-T-D + ENCUMBERED	EXPECTED ANNUAL TOTAL	CITY MANAGER PROPOSED	COMMISSION ADOPTED
<u>Fines</u>							
4-000-411.16 Technology Fee	9,615	12,518	15,894	13,455	13,580	14,259	14,259
SUBTOTAL - Fines	9,615	12,518	15,894	13,455	13,580	14,259	14,259
<u>General Services Fees</u>							
4-000-599.90 Confiscated Revenue	1,181,154	184,462	1,057,931	69,283	1,057,931	1,157,931	1,157,931
4-000-599.92 Non-Cash Confiscated Awar	17,000	0	40,000	68,895	68,895	68,895	68,895
SUBTOTAL - General Services Fees	1,198,154	184,462	1,097,931	138,178	1,126,826	1,226,826	1,226,826
<u>Grants & Transfers</u>							
4-000-720.12 Overtime Reimbursement	2,941	4,496	20,000	1,788	20,000	20,000	20,000
4-000-720.19 Task Force Program Income	317,292	623,141	738,013	1,066,909	1,065,771	800,000	800,000
SUBTOTAL - Grants & Transfers	320,233	627,637	758,013	1,068,697	1,085,771	820,000	820,000
<u>Interest & Other</u>							
4-000-915.00 Interest Earned	1,429	3,565	2,239	4,830	4,400	2,818	2,818
4-000-915.10 Interest Earned-Federal	1,212	65	100	0	100	100	100
4-000-915.20 Interest Earned-Investmen	1,368	8,022	1,887	0	1,562	1,562	1,562
4-000-920.00 Auction Revenue	36,705	34,470	35,000	15,380	35,000	37,000	37,000
4-000-940.00 Intergovernmental Revenue	17,250	0	0	0	0	30,000	30,000
4-000-990.00 Miscellaneous	973	287	4,000	0	3,515	3,515	3,515
SUBTOTAL - Interest & Other	58,937	46,408	43,226	20,210	44,577	74,995	74,995
TOTAL REVENUE - ????	1,586,939	871,025	1,915,064	1,240,541	2,270,754	2,136,080	2,136,080
FUND TOTAL REVENUES	1,586,939	871,025	1,915,064	1,240,541	2,270,754	2,136,080	2,136,080

000-CONSOLIDATED
 CONSOLIDATED DEPARTMENTS

	2010-2011 ACTUAL	2011-2012 ACTUAL	2012-2013			2013-2014	
			CURRENT BUDGET	Y-T-D + ENCUMBERED	EXPECTED ANNUAL TOTAL	CITY MANAGER PROPOSED	COMMISSION ADOPTED
*CONSOLIDATED DIVISIONS							
<u>Personnel Services</u>							
5-000.0-111.00 Salaries & Wages	469,638	476,237	507,449	422,447	449,849	510,446	510,446
5-000.0-112.00 Overtime	145,746	152,132	191,648	118,397	145,000	155,000	155,000
5-000.0-114.00 Retirement - TMRS	61,286	62,175	67,028	52,572	57,675	63,263	63,263
5-000.0-115.00 FICA	38,355	38,362	45,824	38,661	38,876	43,250	43,250
5-000.0-116.00 Group Health Insurance	98,047	111,774	111,774	77,498	95,370	122,143	122,143
5-000.0-117.00 Workers' Compensation	10,138	9,176	13,116	9,034	10,030	12,416	12,416
5-000.0-118.00 Unemployment Compensati	1,028	2,871	5,848	90	315	3,132	3,132
5-000.0-120.00 Car Allowance	1,404	0	0	0	0	0	0
5-000.0-121.00 Clothing Allowance	9,399	9,208	9,902	7,973	9,394	9,902	9,902
5-000.0-122.00 Certification Pay	3,746	4,012	3,961	3,644	3,862	4,453	4,453
5-000.0-123.00 Life Insurance	948	849	1,031	899	921	1,150	1,150
5-000.0-129.00 Safety Incentive	966	1,248	1,248	0	1,248	1,248	1,248
5-000.0-190.00 TMRS Settlement	48,577	3,360	0	0	0	0	0
5-000.0-191.00 OPEB Commitment	0	0	17,353	17,353	17,353	12,679	12,679
SUBTOTAL Personnel Services	889,279	871,403	976,182	748,567	829,893	939,082	939,082
<u>Supplies</u>							
5-000.0-211.00 Supplies	17,909	8,541	18,840	4,558	6,500	4,010	4,010
5-000.0-212.00 Uniforms & Personal Wea	8,621	8,638	39,551	5,301	12,000	13,500	13,500
5-000.0-215.00 Motor Gas & Oil	45,232	50,607	61,000	52,938	61,000	65,000	65,000
5-000.0-217.00 Minor Equip/Ofc Furnitu	78,049	22,985	19,745	11,528	18,750	16,990	16,990
5-000.0-218.00 Guns & Ammunition	2,236	78	34,575	2,362	6,000	7,530	7,530
5-000.0-219.00 Animal Care	10,801	4,892	10,000	4,618	10,000	8,000	8,000
5-000.0-225.00 Educational-Drug Preven	0	0	0	0	0	10,000	10,000
5-000.0-226.00 Computers & Associated	48,759	80,953	35,400	27,221	39,400	54,515	54,515
SUBTOTAL Supplies	211,607	176,695	219,111	108,526	153,650	179,545	179,545
<u>Services</u>							
5-000.0-311.00 Communications	24,850	22,599	30,000	27,690	30,000	30,000	30,000
5-000.0-313.00 Postage & Freight	404	684	1,000	381	1,000	1,000	1,000
5-000.0-314.00 Professional Services	84,185	106,011	53,800	50,730	48,234	105,716	105,716
5-000.0-314.10 Prof Svcs - Donations	15,000	20,000	55,000	55,000	55,000	55,000	55,000
5-000.0-314.70 Prof Services-Audit Ser	0	0	0	0	0	2,500	2,500
5-000.0-315.00 Printing & Publishing	370	935	1,000	253	1,150	1,000	1,000
5-000.0-316.00 Training & Travel	17,690	4,374	8,500	3,469	8,500	10,375	10,375
5-000.0-317.00 Memberships & Dues	428	30	500	640	700	500	500
5-000.0-318.00 Equipment Rental	0	6	500	0	500	500	500
5-000.0-319.00 Catering	731	728	1,500	1,192	1,500	2,100	2,100
5-000.0-323.00 Utilities	0	0	20,000	3,186	20,000	30,000	30,000
5-000.0-325.00 Medical Treatment	950	150	1,500	0	1,500	1,500	1,500
5-000.0-328.00 Claims Paid Against Cit	1,015	0	5,000	0	5,000	5,000	5,000
5-000.0-330.00 Confidential & Impress	6,756	6,250	14,000	3,730	14,000	12,000	12,000
5-000.0-331.00 Subscriptions	60	39	400	25	400	425	425
5-000.0-332.00 Confidential & Imprest	7,083	10,000	20,000	10,000	15,000	30,000	30,000
5-000.0-343.00 Other Services	8,085	733	6,500	3,270	6,500	6,500	6,500

CITY OF KINGSVILLE
 CITY MANAGER'S BUDGET
 AS OF: 9/16/13 ASSET FOR EXP

000-CONSOLIDATED
 CONSOLIDATED DEPARTMENTS

	2010-2011 ACTUAL	2011-2012 ACTUAL	(----- 2012-2013 -----)			(----- 2013-2014 -----)	
			CURRENT BUDGET	Y-T-D + ENCUMBERED	EXPECTED ANNUAL TOTAL	CITY MANAGER PROPOSED	COMMISSION ADOPTED
5-000.0-394.01 Transfer Out to Fund 00	0	0	0	0	0	50,000	50,000
SUBTOTAL Services	167,605	172,539	219,200	159,567	208,984	344,116	344,116
<u>Repairs</u>							
5-000.0-411.00 Vehicle/Machine Mainten	44,993	27,576	30,000	18,999	30,000	30,000	30,000
5-000.0-414.00 Equipment Maintenance	820	7,100	2,500	14,044	5,360	1,500	1,500
SUBTOTAL Repairs	45,813	34,676	32,500	33,044	35,360	31,500	31,500
<u>Maintenance</u>							
5-000.0-511.00 Building Maintenance	3,009	9,351	12,000	10,939	12,000	12,000	12,000
SUBTOTAL Maintenance	3,009	9,351	12,000	10,939	12,000	12,000	12,000
<u>Operating Lease</u>							
5-000.0-641.00 Operating Lease	24,420	22,123	29,300	22,581	29,300	29,300	29,300
SUBTOTAL Operating Lease	24,420	22,123	29,300	22,581	29,300	29,300	29,300
<u>Capital Outlay</u>							
5-000.0-711.00 Vehicles	134,989	182,889	323,171	334,870	324,059	338,000	338,000
5-000.0-712.00 Equipment	0	0	0	0	0	44,583	44,583
5-000.0-713.00 Building	0	0	0	0	0	89,500	89,500
5-000.0-726.00 Computers & Associated	35,521	91,962	50,000	2,500	26,000	0	0
SUBTOTAL Capital Outlay	170,510	274,851	373,171	337,370	350,059	472,083	472,083
<u>Reimbursements/Transfers</u>							
<u>Prior Yr Adjustments</u>							
DIVISION TOTAL- ????	1,512,242	1,561,636	1,861,464	1,420,593	1,619,246	2,007,627	2,007,627
DEPARTMENT TOTAL - ????	1,512,242	1,561,636	1,861,464	1,420,593	1,619,246	2,007,627	2,007,627
FUND TOTAL EXPENDITURES	1,512,242	1,561,636	1,861,464	1,420,593	1,619,246	2,007,627	2,007,627

CITY OF KINGSVILLE
 CITY MANAGER'S BUDGET
 AS OF: Comm Adopted 9/16/13

005-PD-State Forfeiture Fund
 210 Police

REVENUES	2010-2011 ACTUAL	2011-2012 ACTUAL	2012-2013			2013-2014	
			CURRENT BUDGET	Y-T-D + ENCUMBERED	EXPECTED ANNUAL TOTAL	CITY MANAGER PROPOSED	COMMISSION ADOPTED
<u>General Services Fees</u>							
4-210-599.90 Confiscated Revenue	1,009,102	79,890	717,931	69,283	717,931	717,931	717,931
SUBTOTAL - General Services Fees	1,009,102	79,890	717,931	69,283	717,931	717,931	717,931
<u>Interest & Other</u>							
4-210-915.00 Interest Earned	939	1,655	939	2,113	2,000	939	939
4-210-915.20 Interest Earned-Investmen	0	4,011	0	0	0	0	0
SUBTOTAL - Interest & Other	939	5,666	939	2,113	2,000	939	939
TOTAL REVENUE - 210 Police	1,010,041	85,556	718,870	71,397	719,931	718,870	718,870
FUND TOTAL REVENUES	1,010,041	85,556	718,870	71,397	719,931	718,870	718,870

005-PD-State Forfeiture Fund
 210 Police

	2010-2011 ACTUAL	2011-2012 ACTUAL	(----- 2012-2013 -----)	(----- 2013-2014 -----)			
			CURRENT BUDGET	Y-T-D + ENCUMBERED	EXPECTED ANNUAL TOTAL	CITY MANAGER PROPOSED	COMMISSION ADOPTED
<u>Personnel Services</u>							
5-210.0-112.00 Overtime	110,000	110,000	110,000	91,667	110,000	110,000	110,000
SUBTOTAL Personnel Services	110,000	110,000	110,000	91,667	110,000	110,000	110,000
<u>Supplies</u>							
5-210.0-211.00 Supplies	8,930	4,312	14,840	1,961	2,500	0	0
5-210.0-212.00 Uniforms & Personal Wea	0	5,261	27,551	150	0	3,500	3,500
5-210.0-217.00 Minor Equip/ofc Furnitu	57,129	13,258	1,745	110	500	0	0
5-210.0-218.00 Guns & Ammunition	1,465	0	28,575	0	0	1,530	1,530
5-210.0-225.00 Educational-Drug Preven	0	0	0	0	0	10,000	10,000
5-210.0-226.00 Computers & Associated	32,614	66,826	0	3,542	4,000	29,815	29,815
SUBTOTAL Supplies	100,138	89,657	72,711	5,763	7,000	44,845	44,845
<u>Services</u>							
5-210.0-311.00 Communications	1,408	0	0	0	0	0	0
5-210.0-314.00 Professional Services	60,334	89,203	29,800	42,787	29,800	90,382	90,382
5-210.0-314.10 Prf Svcs - Donations	0	0	25,000	25,000	25,000	25,000	25,000
5-210.0-315.00 Printing & Publishing	50	0	0	150	150	0	0
5-210.0-316.00 Training & Travel	8,709	0	0	0	0	1,875	1,875
5-210.0-317.00 Memberships & Dues	0	0	0	200	200	0	0
5-210.0-319.00 Catering	585	32	0	0	0	0	0
5-210.0-331.00 Subscriptions	0	0	0	0	0	25	25
SUBTOTAL Services	71,085	89,235	54,800	68,137	55,150	117,282	117,282
<u>Repairs</u>							
5-210.0-411.00 Vehicle/Machine Mainten	0	3,974	0	0	0	0	0
5-210.0-414.00 Equipment Maintenance	820	5,300	0	13,430	2,860	0	0
SUBTOTAL Repairs	820	9,274	0	13,430	2,860	0	0
<u>Maintenance</u>							
<u>Operating Lease</u>							
<u>Capital Outlay</u>							
5-210.0-711.00 Vehicles	79,399	153,631	216,276	220,376	220,376	300,000	300,000
5-210.0-712.00 Equipment	0	23,791	0	0	0	44,583	44,583
5-210.0-713.00 Building	0	0	0	0	0	89,500	89,500
5-210.0-726.00 Computers & Associated	15,204	91,962	50,000	2,500	26,000	0	0
SUBTOTAL Capital Outlay	94,603	269,384	266,276	222,876	246,376	434,083	434,083
DIVISION TOTAL--	376,647	567,551	503,787	401,872	421,386	706,211	706,211

028-PD-Federal ForfeitureFund
 210 Police

REVENUES	2010-2011 ACTUAL	2011-2012 ACTUAL	2012-2013			2013-2014	
			CURRENT BUDGET	Y-T-D + ENCUMBERED	EXPECTED ANNUAL TOTAL	CITY MANAGER PROPOSED	COMMISSION ADOPTED
<u>General Services Fees</u>							
4-210-599.90 Confiscated Revenue	79,885	0	40,000	0	40,000	40,000	40,000
SUBTOTAL - General Services Fees	79,885	0	40,000	0	40,000	40,000	40,000
<u>Interest & Other</u>							
4-210-915.00 Interest Earned	145	198	300	160	300	300	300
SUBTOTAL - Interest & Other	145	198	300	160	300	300	300
TOTAL REVENUE - 210 Police	80,031	198	40,300	160	40,300	40,300	40,300
FUND TOTAL REVENUES	80,031	198	40,300	160	40,300	40,300	40,300

028-PD-Federal ForfeitureFund
 210 Police

	2010-2011 ACTUAL	2011-2012 ACTUAL	(----- 2012-2013 -----) CURRENT BUDGET	(----- 2012-2013 -----) Y-T-D + ENCUMBERED	(----- 2012-2013 -----) EXPECTED ANNUAL TOTAL	(----- 2013-2014 -----) CITY MANAGER PROPOSED	(----- 2013-2014 -----) COMMISSION ADOPTED
<u>Personnel Services</u>							
<u>Supplies</u>							
5-210.0-217.00 Minor Equipment	699	0	0	0	0	0	0
5-210.0-226.00 Computers & Associated	158	0	0	0	0	0	0
SUBTOTAL Supplies	541	0	0	0	0	0	0
<u>Services</u>							
5-210.0-314.00 Professional Services	3,750	4,396	10,000	4,434	4,434	4,434	4,434
5-210.0-332.00 Confidential & Imprest	7,083	10,000	20,000	10,000	15,000	30,000	30,000
SUBTOTAL Services	10,833	14,396	30,000	14,434	19,434	34,434	34,434
<u>Repairs</u>							
5-210.0-411.00 Vehicle/Machinery Maint	14,283	0	0	0	0	0	0
SUBTOTAL Repairs	14,283	0	0	0	0	0	0
<u>Maintenance</u>							
<u>Capital Outlay</u>							
5-210.0-711.00 Vehicle	38,590	0	0	0	0	0	0
SUBTOTAL Capital Outlay	38,590	0	0	0	0	0	0
DIVISION TOTAL-	64,247	14,396	30,000	14,434	19,434	34,434	34,434
DEPARTMENT TOTAL - 210 Police	64,247	14,396	30,000	14,434	19,434	34,434	34,434
FUND TOTAL EXPENDITURES	64,247	14,396	30,000	14,434	19,434	34,434	34,434

CITY OF KINGSVILLE
 CITY MANAGER'S BUDGET
 AS OF: Comm Adopted 9/16/13

008-Task Force-Crim Just Div
 000 Non-Departmental

REVENUES	2010-2011 ACTUAL	2011-2012 ACTUAL	2012-2013			2013-2014	
			CURRENT BUDGET	Y-T-D + ENCUMBERED	EXPECTED ANNUAL TOTAL	CITY MANAGER PROPOSED	COMMISSION ADOPTED
<u>General Services Fees</u>							
4-000-599.90 TF Federal Confiscated Re	92,167	104,573	300,000	0	300,000	400,000	400,000
4-000-599.92 Non-Cash Confiscated Awar	17,000	0	40,000	68,895	68,895	68,895	68,895
SUBTOTAL - General Services Fees	109,167	104,573	340,000	68,895	368,895	468,895	468,895
<u>Grants & Transfers</u>							
4-000-720.12 Overtime Reimbursement	2,941	4,496	20,000	1,788	20,000	20,000	20,000
4-000-720.19 Task Force Program Income	317,292	623,141	738,013	1,066,909	1,065,771	800,000	800,000
SUBTOTAL - Grants & Transfers	320,233	627,637	758,013	1,068,697	1,085,771	820,000	820,000
<u>Interest & Other</u>							
4-000-915.00 Interest Earned-State	345	1,712	1,000	2,557	2,100	1,579	1,579
4-000-915.10 Interest Earned-Federal	1,212	65	100	0	100	100	100
4-000-915.20 Interest Earned-Investmen	1,368	4,011	1,887	0	1,562	1,562	1,562
4-000-940.00 Intergovernmental Revenue	17,250	0	0	0	0	30,000	30,000
4-000-990.00 Miscellaneous	973	287	4,000	0	3,515	3,515	3,515
SUBTOTAL - Interest & Other	21,148	6,075	6,987	2,557	7,277	36,756	36,756
TOTAL REVENUE - 000 Non-Departmental	450,547	738,284	1,105,000	1,140,149	1,461,943	1,325,651	1,325,651

CITY OF KINGSVILLE
 CITY MANAGER'S BUDGET
 AS OF: Comm Adopted 9/16/13

008-Task Force-Crim Just Div
 233 Task Force

REVENUES	2010-2011 ACTUAL	2011-2012 ACTUAL	(----- 2012-2013 -----)			(----- 2013-2014 -----)	
			CURRENT BUDGET	Y-T-D + ENCUMBERED	EXPECTED ANNUAL TOTAL	CITY MANAGER PROPOSED	COMMISSION ADOPTED
<u>Interest & Other</u>							
4-233-920.00 Auction Revenue	36,705	34,470	35,000	15,380	35,000	37,000	37,000
SUBTOTAL - Interest & Other	36,705	34,470	35,000	15,380	35,000	37,000	37,000
TOTAL REVENUE - 233 Task Force	36,705	34,470	35,000	15,380	35,000	37,000	37,000
FUND TOTAL REVENUES	487,252	772,754	1,140,000	1,155,529	1,496,943	1,362,651	1,362,651

008-Task Force-Crim Just Div
 233 Task Force

	2010-2011 ACTUAL	2011-2012 ACTUAL	2012-2013			2013-2014	
			CURRENT BUDGET	Y-T-D + ENCUMBERED	EXPECTED ANNUAL TOTAL	CITY MANAGER PROPOSED	COMMISSION ADOPTED
<u>State Forfeiture Exp</u>							
<u>Personnel Services</u>							
5-233.0-111.00 Salaries & Wages	469,638	476,237	507,449	422,447	449,849	510,446	510,446
5-233.0-112.00 Overtime	35,746	42,132	81,648	26,730	35,000	45,000	45,000
5-233.0-114.00 Retirement - TMRS	61,286	62,175	67,028	52,572	57,675	63,263	63,263
5-233.0-115.00 FICA	38,355	38,362	45,824	38,661	38,876	43,250	43,250
5-233.0-116.00 Group Health Insurance	98,047	111,774	111,774	77,498	95,370	122,143	122,143
5-233.0-117.00 worker's compensation	10,138	9,176	13,116	9,034	10,030	12,416	12,416
5-233.0-118.00 Unemployment Compensati	1,028	2,871	5,848	90	315	3,132	3,132
5-233.0-120.00 Car Allowance	1,404	0	0	0	0	0	0
5-233.0-121.00 Clothing Allowance	9,399	9,208	9,902	7,973	9,394	9,902	9,902
5-233.0-122.00 Certification Pay	3,746	4,012	3,961	3,644	3,862	4,453	4,453
5-233.0-123.00 Life Insurance	948	849	1,031	899	921	1,150	1,150
5-233.0-129.00 Safety Incentive	966	1,248	1,248	0	1,248	1,248	1,248
5-233.0-190.00 TMRS Settlement	48,577	3,360	0	0	0	0	0
5-233.0-191.00 OPEB Commitment	0	0	17,353	17,353	17,353	12,679	12,679
SUBTOTAL Personnel Services	779,279	761,403	866,182	656,901	719,893	829,082	829,082
<u>Supplies</u>							
5-233.0-211.00 Supplies - State	8,978	4,229	4,000	2,597	4,000	4,010	4,010
5-233.0-212.00 Uniforms & Personal Wea	8,621	3,377	12,000	5,151	12,000	10,000	10,000
5-233.0-215.00 Motor Gas & Oil	45,232	53,034	61,000	52,938	61,000	65,000	65,000
5-233.0-217.00 Minor Eq/Ofc Furniture	20,221	9,727	18,000	11,169	18,000	10,990	10,990
5-233.0-218.00 Guns & Ammunition	771	78	6,000	2,362	6,000	6,000	6,000
5-233.0-219.00 Animal Care	10,801	4,892	10,000	4,618	10,000	8,000	8,000
5-233.0-226.00 Computers & Associated	16,303	12,260	22,000	12,470	22,000	22,000	22,000
SUBTOTAL Supplies	110,928	87,598	133,000	91,304	133,000	126,000	126,000
<u>Services</u>							
5-233.0-311.00 Communications	23,442	22,599	30,000	27,690	30,000	30,000	30,000
5-233.0-313.00 Postage & Freight	404	684	1,000	381	1,000	1,000	1,000
5-233.0-314.00 Professional Services	11,963	3,867	5,000	3,082	5,000	1,900	1,900
5-233.0-314.10 Prf Svcs - Donations	15,000	20,000	30,000	30,000	30,000	30,000	30,000
5-233.0-314.70 Prof Services-Audit Ser	0	0	0	0	0	2,500	2,500
5-233.0-315.00 Printing & Publishing	320	935	1,000	103	1,000	1,000	1,000
5-233.0-316.00 Training & Travel	8,981	4,374	8,500	3,469	8,500	8,500	8,500
5-233.0-317.00 Memberships & Dues	428	30	500	440	500	500	500
5-233.0-318.00 Equipment Rent	0	6	500	0	500	500	500
5-233.0-319.00 Catering	146	695	1,500	1,192	1,500	2,100	2,100
5-233.0-323.00 utilities	0	0	20,000	3,186	20,000	30,000	30,000
5-233.0-325.00 Medical Treatment	950	150	1,500	0	1,500	1,500	1,500
5-233.0-328.00 Claims Paid Against Cit	1,015	0	5,000	0	5,000	5,000	5,000
5-233.0-330.00 Confidential & Imprest	6,756	6,250	14,000	3,730	14,000	12,000	12,000
5-233.0-331.00 Subscriptions	60	39	400	25	400	400	400
5-233.0-343.00 Other Services	8,085	733	6,500	3,270	6,500	6,500	6,500
SUBTOTAL Services	77,548	60,362	125,400	76,568	125,400	133,400	133,400

008-Task Force-Crim Just Div
 233 Task Force

	2010-2011 ACTUAL	2011-2012 ACTUAL	(----- 2012-2013 -----) CURRENT BUDGET	Y-T-D + ENCUMBERED	EXPECTED ANNUAL TOTAL	(----- 2013-2014 -----) CITY MANAGER PROPOSED	COMMISSION ADOPTED
<u>Repairs</u>							
5-233.0-411.00 Vehicle/Machinery Maint	30,710	23,601	30,000	18,999	30,000	30,000	30,000
5-233.0-414.00 Equipment Maintenance	0	1,800	2,500	614	2,500	1,500	1,500
SUBTOTAL Repairs	30,710	25,401	32,500	19,614	32,500	31,500	31,500
<u>Maintenance</u>							
5-233.0-511.00 Building Maintenance	3,009	9,351	12,000	10,939	12,000	12,000	12,000
SUBTOTAL Maintenance	3,009	9,351	12,000	10,939	12,000	12,000	12,000
<u>Operating Lease</u>							
5-233.0-641.00 Operating Lease	23,851	19,807	25,700	18,740	25,700	25,700	25,700
SUBTOTAL Operating Lease	23,851	19,807	25,700	18,740	25,700	25,700	25,700
<u>Capital Outlay</u>							
5-233.0-711.00 Vehicle	17,000	29,258	106,895	114,495	103,683	38,000	38,000
5-233.0-726.00 Computers & Associated	20,317	0	0	0	0	0	0
SUBTOTAL Capital Outlay	37,317	29,258	106,895	114,495	103,683	38,000	38,000
<u>Prior Yr Adjustments</u>							
DIVISION TOTAL- State Forfeiture Exp	1,062,641	993,181	1,301,677	988,559	1,152,176	1,195,682	1,195,682
DEPARTMENT TOTAL - 233 Task Force	1,062,641	993,181	1,301,677	988,559	1,152,176	1,195,682	1,195,682

CITY OF KINGSVILLE
 CITY MANAGER'S BUDGET
 AS OF: Comm Adopted 9/17/13

008-Task Force-Crim Just Div
 690 Fund Expense/Transfr

	2010-2011 ACTUAL	2011-2012 ACTUAL	(----- 2012-2013 -----)	(----- 2013-2014 -----)			
			CURRENT BUDGET	Y-T-D + ENCUMBERED	EXPECTED ANNUAL TOTAL	CITY MANAGER PROPOSED	COMMISSION ADOPTED
<u>Services</u>							
5-690.0-394.01 Transfer Out to Fund 00	0	0	0	0	0	50,000	50,000
SUBTOTAL Services	0	0	0	0	0	50,000	50,000
DIVISION TOTAL-	0	0	0	0	0	50,000	50,000
DEPARTMENT TOTAL - 690 Fund Expense/Tra	0	0	0	0	0	50,000	50,000
FUND TOTAL EXPENDITURES	1,062,641	993,181	1,301,677	988,559	1,152,176	1,245,682	1,245,682

CITY OF KINGSVILLE
 CITY MANAGER'S BUDGET
 AS OF: Comm Adopted 9/16/13

031-Municipal Crt Technology
 180 Municipal Court Tech

REVENUES	2010-2011 ACTUAL	2011-2012 ACTUAL	(----- 2012-2013 -----)			(----- 2013-2014 -----)	
			CURRENT BUDGET	Y-T-D + ENCUMBERED	EXPECTED ANNUAL TOTAL	CITY MANAGER PROPOSED	COMMISSION ADOPTED
<u>Fines</u>							
4-180-411.16 Technology Fee	9,615	12,518	15,894	13,455	13,580	14,259	14,259
SUBTOTAL - Fines	9,615	12,518	15,894	13,455	13,580	14,259	14,259
TOTAL REVENUE - 180 Municipal Court T	9,615	12,518	15,894	13,455	13,580	14,259	14,259
FUND TOTAL REVENUES	9,615	12,518	15,894	13,455	13,580	14,259	14,259

031-Municipal Crt Technology
 180 Municipal Court Tech

	2010-2011 ACTUAL	2011-2012 ACTUAL	(----- 2012-2013 -----) CURRENT BUDGET	(----- 2012-2013 -----) Y-T-D + ENCUMBERED	(----- 2012-2013 -----) EXPECTED ANNUAL TOTAL	(----- 2013-2014 -----) CITY MANAGER PROPOSED	(----- 2013-2014 -----) COMMISSION ADOPTED
<u>Supplies</u>							
5-180.0-217.00 Minor Eq/Office Furnitu	0	0	0	250	250	6,000	6,000
5-180.0-226.00 Computers & Associated	0	1,867	13,400	11,209	13,400	2,700	2,700
SUBTOTAL Supplies	0	1,867	13,400	11,459	13,650	8,700	8,700
<u>Services</u>							
5-180.0-314.00 Professional Services	8,139	8,545	9,000	427	9,000	9,000	9,000
SUBTOTAL Services	8,139	8,545	9,000	427	9,000	9,000	9,000
<u>Operating Lease</u>							
5-180.0-641.00 Operating Lease	569	2,315	3,600	3,841	3,600	3,600	3,600
SUBTOTAL Operating Lease	569	2,315	3,600	3,841	3,600	3,600	3,600
<u>Capital outlay</u>							
DIVISION TOTAL -	8,708	12,728	26,000	15,728	26,250	21,300	21,300
DEPARTMENT TOTAL - 180 Municipal Court	8,708	12,728	26,000	15,728	26,250	21,300	21,300
FUND TOTAL EXPENDITURES	8,708	12,728	26,000	15,728	26,250	21,300	21,300

TOURISM FUND

CITY OF KINGSVILLE
 CITY MANAGER'S BUDGET
 AS OF: 9/16/13 TOURISM REV

000-CONSOLIDATED
 CONSOLIDATED DEPARTMENTS

REVENUES	2010-2011 ACTUAL	2011-2012 ACTUAL	2012-2013			2013-2014	
			CURRENT BUDGET	Y-T-D + ENCUMBERED	EXPECTED ANNUAL TOTAL	CITY MANAGER PROPOSED	COMMISSION ADOPTED
<u>Non-Property Taxes</u>							
4-000-225.00 Hotel/Motel Tax	483,054	541,630	475,000	457,270	499,270	499,270	499,270
SUBTOTAL - Non-Property Taxes	483,054	541,630	475,000	457,270	499,270	499,270	499,270
<u>Grants & Transfers</u>							
4-000-720.30 Donations	0	289,544	0	399	400	400	400
SUBTOTAL - Grants & Transfers	0	289,544	0	399	400	400	400
<u>Utility Services</u>							
4-000-817.20 Penalty on Hotel/Motel Ta	370	952	280	1,030	600	600	600
SUBTOTAL - Utility Services	370	952	280	1,030	600	600	600
<u>Interest & Other</u>							
4-000-915.00 Interest Earned	0	0	1,093	202	480	450	450
SUBTOTAL - Interest & Other	0	0	1,093	202	480	450	450
TOTAL REVENUE - ????	483,424	832,126	476,373	458,901	500,750	500,720	500,720
FUND TOTAL REVENUES	483,424	832,126	476,373	458,901	500,750	500,720	500,720

000-CONSOLIDATED
CONSOLIDATED DEPARTMENTS

	2010-2011 ACTUAL	2011-2012 ACTUAL	2012-2013			2013-2014	
			CURRENT BUDGET	Y-T-D + ENCUMBERED	EXPECTED ANNUAL TOTAL	CITY MANAGER PROPOSED	COMMISSION ADOPTED
*CONSOLIDATED DIVISIONS							
<u>Personnel Services</u>							
5-000.0-111.00 Salaries & Wages	0	12,376	155,469	135,101	145,137	159,417	159,417
5-000.0-112.00 Overtime	0	0	500	58	203	500	500
5-000.0-114.00 Retirement - TMRS	0	1,217	17,856	14,902	16,760	18,298	18,298
5-000.0-115.00 FICA	0	573	12,208	10,802	11,125	12,510	12,510
5-000.0-116.00 Group Health Insurance	0	1,704	37,263	26,150	32,641	32,073	32,073
5-000.0-117.00 Workers' Compensation	0	30	389	707	801	1,000	1,000
5-000.0-118.00 Unemployment Compensation	0	68	1,950	357	426	1,044	1,044
5-000.0-120.00 Car Allowance	0	633	3,601	3,383	3,660	3,601	3,601
5-000.0-123.00 Life Insurance	0	9	303	279	292	348	348
5-000.0-196.00 KCVB 1/2 sal/ben	28,742	21,316	0	0	0	0	0
SUBTOTAL Personnel Services	28,742	37,926	229,539	191,737	211,045	228,791	228,791
<u>Supplies</u>							
5-000.0-211.00 Supplies	0	1,035	2,550	1,886	2,050	2,050	2,050
5-000.0-212.00 Uniforms & Personal Wea	0	0	1,000	793	800	200	200
5-000.0-215.00 Motor Gas & Oil	0	0	600	501	600	800	800
5-000.0-217.00 Minor Eq/Ofc Furniture	0	1,271	4,000	3,201	3,700	2,800	2,800
5-000.0-226.00 Computers & Associated	0	1,308	500	96	400	1,900	1,900
5-000.0-231.00 Advertising Supplies	0	0	1,200	408	1,000	1,000	1,000
5-000.0-232.00 Promotional Supplies	0	751	5,135	2,162	3,000	3,000	3,000
5-000.0-233.00 Visitor Supplies	0	50	2,500	517	1,000	2,500	2,500
SUBTOTAL Supplies	0	4,414	17,485	9,563	12,550	14,250	14,250
<u>Services</u>							
5-000.0-311.00 Communication	0	1,068	9,200	9,403	9,500	9,500	9,500
5-000.0-313.00 Postage & Freight	0	30	7,740	759	1,200	1,200	1,200
5-000.0-314.00 Professional Services	386,163	252,139	22,600	17,174	17,000	17,000	17,000
5-000.0-314.01 Prof Svcs - Main St Man	0	0	14,275	3,790	5,000	5,000	5,000
5-000.0-315.00 Printing & Publishing	0	4,170	25,998	2,905	8,500	23,500	23,500
5-000.0-315.20 Printing&Publish./Promo	0	65	30,000	19,256	20,000	17,000	17,000
5-000.0-316.00 Training & Travel	0	14	5,750	5,334	5,800	5,000	5,000
5-000.0-317.00 Memberships & Dues	0	405	2,000	1,413	1,600	1,600	1,600
5-000.0-319.00 Catering	0	1,172	1,500	302	500	500	500
5-000.0-323.00 Utilities	0	5,838	13,720	10,690	13,720	14,468	14,468
5-000.0-331.00 Subscriptions	0	39	500	328	328	500	500
5-000.0-335.00 Insurance	0	0	4,600	0	1,300	2,700	2,700
5-000.0-340.00 Advertising Services	0	0	250	6,573	10,000	100	100
5-000.0-346.00 Facade Grants	0	0	50,000	0	0	50,000	50,000
5-000.0-347.00 Event Support Services	0	0	13,470	5,137	10,000	10,000	10,000
5-000.0-348.00 Visitor Programs	0	0	1,600	0	800	1,600	1,600
5-000.0-350.00 Professional Svcs-Museu	69,565	77,376	76,207	65,324	71,324	71,324	71,324
5-000.0-394.01 Transfer Out to Fund 00	0	0	0	0	0	35,000	35,000
SUBTOTAL Services	455,728	342,315	279,410	148,387	176,572	265,992	265,992

CITY OF KINGSVILLE
 CITY MANAGER'S BUDGET
 AS OF: 9/16/13 TOURISM EXP

000-CONSOLIDATED
 CONSOLIDATED DEPARTMENTS

	2010-2011 ACTUAL	2011-2012 ACTUAL	(----- CURRENT BUDGET	2012-2013 Y-T-D + ENCUMBERED	-----) EXPECTED ANNUAL TOTAL	(----- CITY MANAGER PROPOSED	2013-2014 COMMISSION ADOPTED
<u>Repairs</u>							
5-000.0-411.00 Vehicle/Machinery Maint	0	0	500	273	300	300	300
SUBTOTAL Repairs	0	0	500	273	300	300	300
<u>Maintenance</u>							
5-000.0-511.00 Building Maintenance	0	3,951	12,270	6,240	9,370	12,270	12,270
5-000.0-522.00 Signs - Wayfinding	0	0	50,000	0	0	50,000	50,000
SUBTOTAL Maintenance	0	3,951	62,270	6,240	9,370	62,270	62,270
<u>Operating Lease</u>							
5-000.0-641.00 Operating Lease	0	475	2,000	5,341	7,000	7,000	7,000
SUBTOTAL Operating Lease	0	475	2,000	5,341	7,000	7,000	7,000
DIVISION TOTAL- ????	484,470	389,081	591,204	361,542	416,837	578,603	578,603
DEPARTMENT TOTAL - ????	484,470	389,081	591,204	361,542	416,837	578,603	578,603
FUND TOTAL EXPENDITURES	484,470	389,081	591,204	361,542	416,837	578,603	578,603

CITY OF KINGSVILLE
 CITY MANAGER'S BUDGET
 AS OF: Comm Adopted 9/16/13

002-Tourism Fund
 107 Tourism

REVENUES	2010-2011 ACTUAL	2011-2012 ACTUAL	(----- 2012-2013 -----)			(----- 2013-2014 -----)	
			CURRENT BUDGET	Y-T-D + ENCUMBERED	EXPECTED ANNUAL TOTAL	CITY MANAGER PROPOSED	COMMISSION ADOPTED
<u>Non-Property Taxes</u>							
4-107-225.00 Hotel/Motel Tax	483,054	541,630	475,000	457,270	499,270	499,270	499,270
SUBTOTAL - Non-Property Taxes	483,054	541,630	475,000	457,270	499,270	499,270	499,270
<u>Grants & Transfers</u>							
4-107-720.30 Donations	0	289,544	0	399	400	400	400
SUBTOTAL - Grants & Transfers	0	289,544	0	399	400	400	400
<u>Utility Services</u>							
4-107-817.20 Penalty on Hotel/Motel Tax	370	952	280	1,030	600	600	600
SUBTOTAL - Utility Services	370	952	280	1,030	600	600	600
<u>Interest & Other</u>							
4-107-915.00 Interest Earned	0	0	1,093	202	480	450	450
SUBTOTAL - Interest & Other	0	0	1,093	202	480	450	450
TOTAL REVENUE - 107 Tourism	483,424	832,126	476,373	458,901	500,750	500,720	500,720
FUND TOTAL REVENUES	483,424	832,126	476,373	458,901	500,750	500,720	500,720

002-Tourism Fund
 107 Tourism

	2010-2011 ACTUAL	2011-2012 ACTUAL	(----- 2012-2013 -----) CURRENT BUDGET	Y-T-D + ENCUMBERED	EXPECTED ANNUAL TOTAL	(----- 2013-2014 -----) CITY MANAGER PROPOSED	COMMISSION ADOPTED
TOURISM-ADMIN							
<u>Personnel Services</u>							
5-107.1-111.00 Salaries & wages	0	12,376	155,469	135,101	145,137	159,417	159,417
5-107.1-112.00 overtime	0	0	500	58	203	500	500
5-107.1-114.00 Retirement - TMRS	0	1,217	17,856	14,902	16,760	18,298	18,298
5-107.1-115.00 FICA	0	573	12,208	10,802	11,125	12,510	12,510
5-107.1-116.00 Group Health Insurance	0	1,704	37,263	26,150	32,641	32,073	32,073
5-107.1-117.00 Workers' Compensation	0	30	389	707	801	1,000	1,000
5-107.1-118.00 Unemployment Compensation	0	68	1,950	357	426	1,044	1,044
5-107.1-120.00 Car Allowance	0	633	3,601	3,383	3,660	3,601	3,601
5-107.1-123.00 Life Insurance	0	9	303	279	292	348	348
5-107.1-196.00 KCVB 1/2 sal/ben	28,742	21,316	0	0	0	0	0
SUBTOTAL Personnel Services	28,742	37,926	229,539	191,737	211,045	228,791	228,791
<u>Supplies</u>							
5-107.1-211.00 Supplies	0	990	2,400	1,745	1,900	1,900	1,900
5-107.1-212.00 Uniforms & Personal Wea	0	0	1,000	793	800	200	200
5-107.1-215.00 Motor Gas & Oil	0	0	600	501	600	800	800
5-107.1-217.00 Minor Eq/Ofc Furniture	0	1,271	3,800	3,051	3,500	2,600	2,600
5-107.1-226.00 Computers & Associated	0	1,308	500	96	400	1,900	1,900
SUBTOTAL Supplies	0	3,568	8,300	6,186	7,200	7,400	7,400
<u>Services</u>							
5-107.1-313.00 Postage & Freight	0	30	1,450	737	1,000	1,000	1,000
5-107.1-314.00 Professional Services	386,163	251,139	17,600	14,919	12,000	12,000	12,000
5-107.1-315.20 Printing&Publish./Promo	0	65	30,000	19,256	20,000	17,000	17,000
5-107.1-317.00 Memberships & Dues	0	405	2,000	1,413	1,600	1,600	1,600
5-107.1-319.00 Catering	0	1,172	1,500	302	500	500	500
5-107.1-335.00 Insurance	0	0	1,900	0	0	0	0
5-107.1-350.00 Professional Svcs-Museu	69,565	77,376	76,207	65,324	71,324	71,324	71,324
SUBTOTAL Services	455,728	330,186	130,657	101,951	106,424	103,424	103,424
<u>Repairs</u>							
5-107.1-411.00 Vehicle/Machinery Maint	0	0	500	273	300	300	300
SUBTOTAL Repairs	0	0	500	273	300	300	300
DIVISION TOTAL- TOURISM-ADMIN	484,470	371,680	368,996	300,147	324,969	339,915	339,915

002-Tourism Fund
 107 Tourism

	2010-2011 ACTUAL	2011-2012 ACTUAL	(----- 2012-2013 -----) CURRENT BUDGET	Y-T-D + ENCUMBERED	EXPECTED ANNUAL TOTAL	(----- 2013-2014 -----) CITY MANAGER PROPOSED	COMMISSION ADOPTED
TOURISM-VISITORS SVCS							
<u>Supplies</u>							
5-107.2-231.00 Advertising supplies	0	0	1,200	408	1,000	1,000	1,000
5-107.2-232.00 Promotional Supplies	0	751	5,135	2,162	3,000	3,000	3,000
SUBTOTAL Supplies	0	751	6,335	2,570	4,000	4,000	4,000
<u>Services</u>							
5-107.2-311.00 Communication	0	818	7,700	8,713	8,000	8,000	8,000
5-107.2-313.00 Postage & Freight	0	0	6,290	22	200	200	200
5-107.2-314.00 Professional Services	0	1,000	5,000	2,255	5,000	5,000	5,000
5-107.2-314.01 Special Events & Festiv	0	0	14,275	3,790	5,000	5,000	5,000
5-107.2-315.00 Printing & Publishing	0	4,170	22,498	2,905	5,000	20,000	20,000
5-107.2-316.00 Training & Travel	0	14	5,750	5,334	5,800	5,000	5,000
5-107.2-340.00 Advertising Services	0	0	250	6,573	10,000	100	100
5-107.2-346.00 Facade Grants	0	0	50,000	0	0	50,000	50,000
5-107.2-347.00 Event Support Services	0	0	13,470	5,137	10,000	10,000	10,000
SUBTOTAL Services	0	6,002	125,233	34,728	49,000	103,300	103,300
<u>Maintenance</u>							
5-107.2-522.00 Signs - wayfinding	0	0	50,000	0	0	50,000	50,000
SUBTOTAL Maintenance	0	0	50,000	0	0	50,000	50,000
DIVISION TOTAL- TOURISM-VISITORS SVCS	0	6,753	181,568	37,298	53,000	157,300	157,300

002-Tourism Fund
 107 Tourism

	2010-2011 ACTUAL	2011-2012 ACTUAL	(----- 2012-2013 -----) CURRENT BUDGET	(----- 2012-2013 -----) Y-T-D + ENCUMBERED	(----- 2012-2013 -----) EXPECTED ANNUAL TOTAL	(----- 2013-2014 -----) CITY MANAGER PROPOSED	(----- 2013-2014 -----) COMMISSION ADOPTED
TOURISM-VISITOR CENTER							
<u>Supplies</u>							
5-107.3-233.00 Visitor Supplies	0	50	2,500	517	1,000	2,500	2,500
SUBTOTAL Supplies	0	50	2,500	517	1,000	2,500	2,500
<u>Services</u>							
5-107.3-323.00 Utilities	0	5,547	7,800	5,742	7,800	8,500	8,500
5-107.3-331.00 Subscriptions	0	39	500	328	328	500	500
5-107.3-335.00 Insurance	0	0	2,700	0	1,300	2,700	2,700
5-107.3-348.00 Visitor Programs	0	0	1,600	0	800	1,600	1,600
SUBTOTAL Services	0	5,586	12,600	6,070	10,228	13,300	13,300
<u>Maintenance</u>							
5-107.3-511.00 Building Maintenance	0	3,951	6,870	4,742	6,870	6,870	6,870
SUBTOTAL Maintenance	0	3,951	6,870	4,742	6,870	6,870	6,870
<u>Operating Lease</u>							
5-107.3-641.00 Operating Lease	0	475	2,000	5,341	7,000	7,000	7,000
SUBTOTAL Operating Lease	0	475	2,000	5,341	7,000	7,000	7,000
DIVISION TOTAL- TOURISM-VISITOR CENTER	0	10,061	23,970	16,670	25,098	29,670	29,670

CITY OF KINGSVILLE
 CITY MANAGER'S BUDGET
 AS OF: Comm Adopted 9/17/13

002-Tourism Fund
 107 Tourism

	2010-2011 ACTUAL	2011-2012 ACTUAL	(----- 2012-2013 -----) CURRENT BUDGET	(----- 2012-2013 -----) Y-T-D + ENCUMBERED	(----- 2012-2013 -----) EXPECTED ANNUAL TOTAL	(----- 2013-2014 -----) CITY MANAGER PROPOSED	(----- 2013-2014 -----) COMMISSION ADOPTED
TOURISM-TRAIN DEPDT							
<u>Supplies</u>							
5-107.4-211.00 Supplies	0	46	150	141	150	150	150
5-107.4-217.00 Minor Eq/ofc Furniture	0	0	200	150	200	200	200
SUBTOTAL supplies	0	46	350	291	350	350	350
<u>Services</u>							
5-107.4-311.00 Communications	0	250	1,500	690	1,500	1,500	1,500
5-107.4-315.00 Printing & Publishing	0	0	3,500	0	3,500	3,500	3,500
5-107.4-323.00 Utilities	0	292	5,920	4,948	5,920	5,968	5,968
SUBTOTAL Services	0	541	10,920	5,637	10,920	10,968	10,968
<u>Maintenance</u>							
5-107.4-511.00 Building Maintenance	0	0	5,400	1,498	2,500	5,400	5,400
SUBTOTAL Maintenance	0	0	5,400	1,498	2,500	5,400	5,400
DIVISION TOTAL- TOURISM-TRAIN DEPOT	0	587	16,670	7,427	13,770	16,718	16,718
DEPARTMENT TOTAL - 107 Tourism	484,470	389,081	591,204	361,542	416,837	543,603	543,603

CITY OF KINGSVILLE
 CITY MANAGER'S BUDGET
 AS OF: Comm Adopted 9/17/13

002-Tourism Fund
 690 Fund Expense/Transfr

	2010-2011 ACTUAL	2011-2012 ACTUAL	(----- 2012-2013 -----) CURRENT BUDGET	(----- 2012-2013 -----) Y-T-D + ENCUMBERED	(----- 2012-2013 -----) EXPECTED ANNUAL TOTAL	(----- 2013-2014 -----) CITY MANAGER PROPOSED	(----- 2013-2014 -----) COMMISSION ADOPTED
<u>Services</u>							
5-690.0-394.01 Transfer Out to Fund 00	0	0	0	0	0	35,000	35,000
SUBTOTAL Services	0	0	0	0	0	35,000	35,000
DIVISION TOTAL-	0	0	0	0	0	35,000	35,000
DEPARTMENT TOTAL - 690 Fund Expense/Tra	0	0	0	0	0	35,000	35,000
FUND TOTAL EXPENDITURES	484,470	389,081	591,204	361,542	416,837	578,603	578,603