

CITY OF KINGSVILLE

Fiscal Year 2020-2021

Budget Cover Page 09/14/2020

This budget will raise more revenue from property taxes than last year's budget by an amount of \$226,111, which is a 3.02 percent increase from last year's budget. The property tax revenue to be raised from new property added to the tax roll this year is \$55,643.

The members of the governing body voted on a budget as follows:

FOR:

Mayor Sam Fugate	Mayor Pro Tem Edna Lopez
Commissioner Dianne Leubert	Commissioner Arturo Pecos
Commissioner Hector Hinojosa	

AGAINST:

PRESENT and not voting:

ABSENT:

Property Tax Rate Comparison

2020-2021	2020-2021	2019-2020
Property Tax Rate:	0.85208	0.85304
No New Revenue Tax Rate:	0.83198	0.81247
No New Revenue Maintenance & Operations Tax	0.85777	0.65911
Voter Approval Tax Rate:	0.85209	0.89361
Debt Rate:	0.15181	0.16782

Total debt obligation for CITY OF KINGSVILLE secured by property taxes: 10,535,857



CITY COMMISSION'S ADOPTED BUDGET FY 20-21



TABLE OF CONTENTS

Table of Contents Quick Index	1
Budget Cover	3
Navigation Instructions.....	4
Budget Ordinance No. 2019-43	5
Tax Rate Ordinance No. 2019-44	7
Notice of Adopted Tax Rate	9

BUDGET DISCUSSION

City Manager’s Budget Message	10
FY 20-21 Budget Summary	15
City Commission.....	32
Values	33
Mission and Vision Statement	34
City Information	
GFOA Distinguished Budget Award	40
City Profile.....	41
City Organizational Chart.....	51
Document Guide	52
Budget Process	
Budget Process.....	53
Budget Process Flow.....	60
Budget Calendar.....	62
Budget Workshop Calendar	68
Supplemental Budget Requests	
Supplemental Personnel Requests	71
Supplemental Expenditure Requests.....	72
Supplemental IT Requests	78
Supplemental Capital Outlay Requests.....	79
Overall Budget	
Changes to Proposed Budget	84
All Funds Combined.....	89
Where the Money Comes From.....	90
Where the Money Goes	92
Fund Balance	
Effect on Fund Balance.....	93
Fund Balance – By Fund Type	94
Fund Balance Change Summary.....	95
Transfers In and Out	97

TABLE OF CONTENTS

Personnel		
Ten Year History of Full-Time Position By Program	97	
Adopted Position Summary – FY 20-21	98	
Position Summary – By Fund/Department	99	
Ten Year History of Full-Time Positions by Program.....	102	
Full-Time Positions – Separation & Turnover.....	103	
Accounting Structure		105
Fund Structure Summary	107	
Fund Structure Chart.....	116	
Department – Fund Relationship Charts.....	117	
Fund Appropriation.....	121	
Policies		
Financial and Budget Policies.....	123	
Fiscal Management	134	
Risk and Asset Management.....	137	
Long Term Capital Requirements		
Debt Service	138	
Capital Projects	143	
Capital Improvement Master Plans	146	
Capital Lease Projections.....	152	
 CONSOLIDATED REVENUES & EXPENDITURES		
Consolidated Revenues All Funds	155	
Consolidated Expenditures All Funds	161	
 GENERAL GOVERNMENTAL FUNDS		
Fund Listing	170	
 Consolidated Revenues		172
Consolidated Expenditures		177
Fund 001 General Fund Summary		184
Department 000 Non-Departmental.....		185
Department 100 City Commission.....		186
Department 101 City Manager.....		189
Department 102 Facilities Maintenance - GF.....		193
Department 103 City Special		194
Department 110 Human Resources		198
Department 140 Legal.....		202
Department 160 Planning & Development Services		206

TABLE OF CONTENTS

Department 170 Solid Waste Management	216
Department 180 Finance	226
Department 210 Police.....	239
Department 220 Fire	253
Department 225 Volunteer Fire	257
Department 300 Public Works Administration - GF	261
Department 302 Service Center	265
Department 303 Garage	267
Department 305 Streets.....	271
Department 440 Health.....	277
Department 450 Parks & Recreation	284
Department 460 Library.....	297
Department 690 Transfers.....	299
Fund 025 Building Security	301
Fund 026 Golf Course Capital Maintenance Fund	304
Fund 087 Solid Waste Capital Projects	307
Fund 090 Landfill Closure	310
Fund 091 General Fund Capital Projects	313
Fund 092 Street Fund	316
Fund 093 Park Maintenance Fund	319
Fund 096 Insurance Claim Recovery Fund	322
Fund 097 Vehicle Replacement – Fire Fund	325
Fund 098 Economic Development Fund	328
Fund 103 COVID-19 Fund	331
Fund 105 Vehicle Replacement – Police Fund.....	334
Fund 106 Vehicle Replacement – Public Works Fund.....	336
Fund 120 Property Tax Reserve Fund	338
GENERAL FUND CAPITAL PROJECTS FUNDS	
Fund Listing	340
Consolidated Revenues	341
Consolidated Expenditures	343
Fund 033 CO Series 2016.....	345
Fund 039 CO Series 2002-2002A.....	349
Fund 065 CO Series 2011	352
Fund 067 CO Series 2013.....	354
GENERAL DEBT SERVICE	
Fund Listing	357
Consolidated Revenues	358
Consolidated Expenditures	359

TABLE OF CONTENTS

Fund 011 GO Debt Service Fund.....	360
------------------------------------	-----

TOURISM FUND

Fund Listing	363
Consolidated Revenues	364
Consolidated Expenditures	366
Fund 002 Tourism.....	369
Fund 202 Tourism Façade Grant Program.....	379
Fund 203 JK Northway EDA Grant.....	382
Fund 204 JK Northway Hotel Venue Tax	385

ASSET SEIZURE FUNDS

Fund Listing.....	387
Consolidated Revenues	388
Consolidated Expenditures	390
Fund 005 Police Seizure	392
Fund 028 Police Federal Seizure	395
Fund 031 Municipal Court Technology.....	398

GRANT FUNDS

Fund Listing	401
Consolidated Revenues	404
Consolidated Expenditures	406
Fund 009 Law Enforcement Police.....	409
Fund 010 Law Enforcement Fire	412
Fund 013 Texas Historical	414
Fund 016 Police Stonegarden	416
Fund 017 Police Border Star.....	419
Fund 027 EMS	422
Fund 029 JAG Grant – 2017	425
Fund 030 Red Ribbon Drug Awareness	428
Fund 050 DOJ JAG Grant - 2020	430
Fund 059 Homeland Security Grant 2019-SHSP LEPTA SURV EQ.....	433
Fund 060 Computer Lease Purchase.....	436
Fund 069 TX CDBG Main Street Grant #7219012	438
Fund 078 Texas Parks & Wildlife Community Outdoor Outreach Grant	441
Fund 079 Texas Capital Fund Main Street Grant	444
Fund 082 TXCDBG Grant #7215270 Grant.....	447
Fund 084 DEAG Grant	450
Fund 086 TX CDBG Grant #7218269.....	453
Fund 094 TX Parks & Wildlife Grant.....	456
Fund 095 National Trust for Historical Preservation Grant.....	459

TABLE OF CONTENTS

Fund 100 Safe Routes to School Grant.....	462
Fund 101 TX CDBG Main Street #7219192.....	465

UTILITY FUNDS

Fund Listing.....	468
Consolidated Revenues.....	469
Consolidated Expenditures.....	471
Fund 012 Utility Debt Service.....	475
Fund 051 Utility Fund.....	477
Department 000 Non-Departmental.....	478
Department 600 Water.....	479
Department 610 Ground Maintenance.....	486
Department 620 Utility Billing.....	490
Department 690 Transfers/Bad Debt.....	498
Department 700 Wastewater.....	500
Department 800 Engineering-Public Works Admin – Utility Fund.....	509
Department 802 Facilities Maintenance –Utility Fund.....	516
Department 820 Public Works – Capital Improvements.....	518
Fund 054 Utility Capital Projects.....	519
Fund 055 Storm Water Drainage Capital Projects.....	522
Fund 062 CO Series 2005.....	525
Fund 066 CO Series 2011.....	527
Fund 068 CO Series 2013.....	530

SELF INSURANCE FUND

Consolidated Revenues.....	533
Consolidated Expenditures.....	534
Fund 138 Insurance Fund.....	536

GLOSSARY.....	538
----------------------	------------

TABLE OF CONTENTS – QUICK INDEX

10 Common Questions About the Budget

1

What is City's tax rate?

The City Commission adopted a tax rate of \$.85208 per \$100 tax valuation down from last year's rate of \$.85304 – see page 7

2

What is the total budget of the City?

The City Commission adopted a total budget of \$47,556,544 – see page 5

3

How much revenues come from taxes?

There are three main types of taxes – property taxes \$7,551,987 (\$7,706,109.19 x 98% collection rate), sales taxes \$5,100,000 and franchise taxes \$765,000. see page 156

4

What other sources of revenue come into the City?

The City collects permits, fines, fees, and service rates. See page 156

5

What percentage of the budget is spent on public safety?

The City spends 46.05% of the General Fund Budget on public safety. See pages 251 & 259

TABLE OF CONTENTS – QUICK INDEX

6

What percentage of the budget is spent on streets?

There are two main funding sources set aside for streets – General Fund \$1,633,893 and the Street Maintenance Fund \$1,350,000 or 6.27% of the City’s total budget - *see pages 276 & 318*

7

How much in reserves does the City expect to have at the end of the new budget?

The City estimates ending FY 20-21 with \$17,897,554
See page 94

8

How many employees work for the City?

There are currently 275 full-time, 24 part-time and 32 seasonal workers, totaling 331. *See page 98*

9

Does the City have a financial policy that guides how funds are reported and managed?

The City has a financial policy that guides how funds are spent and budgets can be adjusted. The City also has an investment policy to guide how funds can be invested. *See page 123*

10

What is the population of the City?

According to the last census, there was 25,315 persons living in the City of Kingsville. *See page 41*



**City Commission's Adopted
Annual Budget
FY 2020-2021**

Mark McLaughlin
City Manager

Deborah R. Balli, CPA, CGFO
Finance Director

David Bodiford
Accounting Manager

Jessica Sandoval
Accounting Assistant



Instructions for navigating the Annual Budget pdf document:

Bookmarks for major sections are provided in the navigation pane on the left. Click on the bookmark to jump directly to that section. If a “+” sign is at the left of a bookmark, click on the “+” to bring up subheadings.

The **Table of Contents** is hyperlinked. To jump to a specific page or subsection from the Table of Contents, hover the pointer finger on the title or page number and click the mouse.

Click the City of Kingsville logo located at the top corner of any page to return to the Table of Contents at any time.

ORDINANCE NO. 2020- 43

AN ORDINANCE ADOPTING THE CITY MANAGER'S BUDGET, AS AMENDED, OF THE CITY OF KINGSVILLE, TEXAS, AND APPROPRIATING FUNDS FOR THE FISCAL YEAR BEGINNING OCTOBER 01, 2020 AND ENDING SEPTEMBER 30, 2021 IN THE PARTICULARS HEREINAFTER STATED.

BE IT ORDAINED BY THE CITY COMMISSION OF THE CITY OF KINGSVILLE, TEXAS, that the budget for FY 2020-2021 is adopted as follows:

Section One: The official budget for the City of Kingsville for the fiscal year beginning October 01, 2020 and ending September 30, 2021 has been presented to the City Commission by the City Manager, several budget workshops were conducted on such budget, along with a duly noticed public hearing, and the budget is hereby approved.

Section Two: The budget contains a complete financial statement of the City and shows (1) the outstanding obligations of the City of Kingsville, Texas, (2) the cash on hand to the credit of each fund, (3) the funds received from all sources during the preceding year, (4) the funds available from all sources during the ensuing year, (5) the estimated revenue available to cover the proposed budget, and, (6) the estimated tax rate required to cover the proposed budget. The budget shows each of the projects for which expenditures are set up and the estimated amount of money appropriated for each project.

Section Three: The sum of \$47,556,544.00 is hereby appropriated for the budget revenues and expenses in the amounts shown on the attached Condensed Statement of all Operating and General Obligation Debt Service Funds – Summary of Revenues and Expenditures. The General Obligation Debt Service principle is \$1,176,165 and interest is \$252,068.

Section Four: The budget and all the attached support material as outlined in the above sections shall be deemed the official budget for the City of Kingsville, Texas, for the fiscal year starting October 01, 2020 and ending September 30, 2021. A copy of the official budget shall be kept by the City Secretary with the designation thereon as the official budget for FY 2020-2021, with the date of the adoption clearly stated, and filed with the County Clerk's Office. The official budget shall be available for inspection by any taxpayer.

Section Five: The City Commission is authorized to levy taxes in accordance with this budget. The City Commission may authorize the expenditure of City funds only in strict compliance with the budget, except in an emergency. The City Commission may authorize an emergency expenditure as an amendment to the original budget only in case of grave public necessity to meet an unusual and unforeseen condition that could not have been included in the original budget through the use of reasonably diligent care and attention. If the City Commission amends the original official budget to meet an emergency, the City Commission shall file a copy of its ordinance amending the budget with the City Secretary, and the City Secretary shall attach it to the original budget. The

City Manager shall provide for the filing of true copy of the approved budget in the office of the County Clerk of Kleberg County. The City Commission reserves the right to make changes in the official budget for municipal purposes.

Section Six: All Ordinances of parts of Ordinances in conflict with this Ordinance are repealed to the extent of such conflict only.

Section Seven: If for any reason any section, paragraph, subdivision, clause, phrase, word or provision of this ordinance shall be held invalid or unconstitutional by final judgment of a court of competent jurisdiction, it shall not affect any other section, paragraph, subdivision, clause, phrase, word or provision of this ordinance, for it is the definite intent of this City Commission that every section, paragraph, subdivision, clause, phrase, word or provision hereof be given full force and effect for its purpose.

Section Eight: This Ordinance shall NOT be codified but will become effective on and after adoption and publication as required by law.


Section Nine: This Ordinance was considered, passed, and approved at a regular meeting of the City Commission of the City of Kingsville, Texas at which a quorum was present and which was held in accordance with Chapter 551 of the Texas Government Code, and Chapter 102 of the Texas Local Government Code.

INTRODUCED on this the 8th day of September, 2020.

PASSED on this the 14th day of September, 2020.


Sam R. Fugate, Mayor

ATTEST:


Mary Valenzuela, City Secretary

APPROVED AS TO FORM:


Courtney Alvarez, City Attorney

EFFECTIVE DATE: October 12, 2020

ORDINANCE NO. 2020-44

AN ORDINANCE ESTABLISHING AND ADOPTING THE AD VALOREM TAX RATE FOR ALL TAXABLE PROPERTY WITHIN THE CITY OF KINGSVILLE, TEXAS FOR THE FISCAL YEAR BEGINNING OCTOBER 01, 2020 AND ENDING SEPTEMBER 30, 2021, DISTRIBUTING THE TAX LEVY AMONG THE VARIOUS FUNDS, AND PROVIDING FOR A LIEN ON REAL AND PERSONAL PROPERTY TO SECURE THE PAYMENT OF TAXES ASSESSED.

BE IT ORDAINED BY THE CITY COMMISSION OF THE CITY OF KINGSVILLE, TEXAS, that the ad valorem tax rate for all taxable property within the city limits of Kingsville, Texas for FY 2020-2021 be established and adopted as follows:

Section One: **THIS TAX RATE WILL RAISE MORE TAXES FOR MAINTENANCE AND OPERATIONS THAN LAST YEAR'S TAX RATE.**

Section Two: That there be and there is hereby levied and ordered collected on each One Hundred Dollar (\$100) valuation of all taxable property, real, personal, and mixed, within the corporate limits of the City of Kingsville, Texas, for the tax corporate limits of the City of Kingsville, Texas, for the tax year 2020 starting October 01, 2020 and ending September 30, 2021, the sum of \$.85208 based on 100% of the fair market value.

Section Three: Said levy shall be distributed in the following manner:

FOR GENERAL FUND EXPENDITURES (Maintenance & Operations), the sum of \$.70027 on each one hundred dollars (\$100.00) assessed valuation of such property.

FOR DEBT SERVICE FUND EXPENDITURES of annual principal, interest, and service fees of all General Obligation Bonds, Warrants, Certificates of Obligation, and Combination Tax and Junior Lien Revenue Certificates of Obligations, of the City of Kingsville, the sum of \$.15181 on each one hundred dollars (\$100) assessed valuation of such property.

Section Four: That said taxes shall be due and payable at the time and in the manner provided by ordinances of the City of Kingsville and laws of the State of Texas, relating to the payment of taxes and providing for penalties and interest on delinquent taxes.

Section Five: There is hereby fixed, levied on each and every item of taxable property a lien for the purpose of securing the certain payment of the taxes assessed against said item of property and said lien shall continue to exist against any item of property against which a tax is assessed hereunder until such tax together with all penalties and interest shall be paid.

Section Six: This ordinance shall be in full force and effective ten days from and after the date of the second publication in a local newspaper as provided by law and the City Charter of the City of Kingsville.

Section Seven: The tax rate established and adopted by this ordinance and a copy of this ordinance shall be filed in the office of the Tax Assessor Collector.

Section Eight: That no discounts or split payments are allowed for the 2020 tax year.

Section Nine: That an exemption of \$8,400.00 be granted for any person of age sixty-five (65) or over.

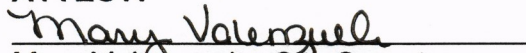
Section Ten: The Kleberg County Tax Assessor-Collector is hereby authorized to assess and collect the taxes of the City of Kingsville employing the above tax rate.

INTRODUCED on this the 8th day of September, 2020.


PASSED on this the 14th day of September, 2020.


Sam R. Fugate, Mayor

ATTEST:


Mary Valenzuela, City Secretary

APPROVED AS TO FORM:


Courtney Alvarez, City Attorney

EFFECTIVE DATE: October 12, 2020

NOTICE OF ADOPTED 2020 TAX RATE

CITY OF KINGSVILLE ADOPTED A TAX RATE THAT WILL RAISE MORE TAXES FOR MAINTENANCE AND OPERATIONS THAN LAST YEAR'S TAX RATE.



CITY MANAGER’S BUDGET MESSAGE

September 16, 2020

Honorable Mayor Sam Fugate and Members of the City Commission
 City of Kingsville
 400 W. King
 Kingsville, Texas 78363

Dear Mayor Fugate and City Commission:

Executive Summary

The following is the City of Kingsville’s Adopted Budget for FY 20-21 prepared for the City Commission. Since the State of Texas passed Senate Bill 2 (SB2) during the last legislative session, there have been changes to both terminology and ad valorem tax rate calculations.

On the terminology changes, the term Effective Tax Rate has been changed to No New Revenue (NNR) Tax Rate. This is the rate that if adopted would bring in the same amount of money in the new fiscal year as it did in the previous fiscal year. The term Rollback Rate has been changed to Voter Approved Tax Rate (VATR). This is the rate that if adopted, requires voter approval.

SB2 also changed the allowable percentages between the NNR Tax Rate and VATR from 8% to a new maximum differential of 3.5%.

The changes from SB2 are incorporated in the summary table below for the City of Kingsville FY 20-21 budget numbers.

	<u>FY 19-20</u>	<u>FY 20-21</u>
Adopted Ad Valorem Tax Rate	\$0.85304/\$100 valuation	\$0.85208/\$100 valuation
No New Revenue Tax Rate	\$0.81247	\$0.83198
Voter Approved Tax Rate	\$0.89361	\$0.85209
Adopted Budget	\$46,533,961	\$47,556,544.00
Amended Budget	\$47,774,422	
\$ Value Change		\$1,022,583
% Change		2.1975%
Total Revenues	\$42,558,442.40	\$44,588,817.00
Ad Valorem	\$7,525,553.19	\$7,706,109.19
Sales Tax	\$4,975,000.00	\$5,100,000.00
Debt Service	\$1,474,978.00	\$1,374,917.00
Revenues/Expenses	(\$3,975,518.60)	(\$2,967,727.00)

The FY 20-21 adopted budget of \$47,556,544 reflects a 2.1975% increase of \$1,022,583 from the FY 19-20 adopted budget of \$46,533,961. The budget represents a strategic approach to responding to the City’s resource needs as well as the City Commission priorities, while working towards a commitment to position the City for long-term financial stability.

As part of expenses, the City has debt service obligations in the form of Certificates of Obligation (CO). The City has six outstanding CO’s with maturity dates for payment depicted in Table 1: Debt Service Maturity, City of Kingsville, below. FY 20-21 will see the final payment on CO Series 2009. In addition, Table 2: Debt Service Payments and Balances, City of Kingsville, is shown below. For FY 20-21, the City’s total principal and interest payments on all debt service is \$2,832,163.

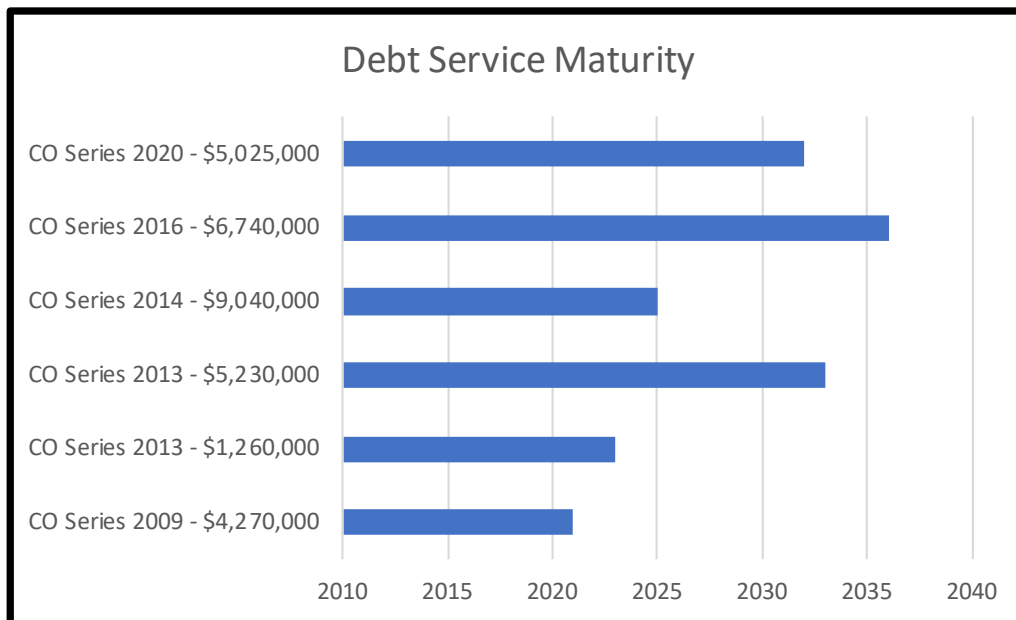


Table 1: Debt Service Maturity, City of Kingsville

DEBT SERVICE					
Name	Bond Amount Original Issue	FY 20-21 Beginning Balance	FY 20-21 Principal & Interest	FY 20-21 Ending Balance	Maturity
CO Series 2020 (CO 2011 Refunded)	\$5,025,000	\$6,335,600	\$416,000	\$5,919,600	09/30/2032
CO Series 2016	\$6,740,000	\$5,807,275	\$964,250	\$4,843,025	09/30/2036
CO Series 2014 (CO 2005 Refunded)	\$9,040,000	\$4,590,775	\$919,650	\$3,671,125	09/30/2025
CO Series 2013	\$5,230,000	\$4,790,950	\$370,100	\$4,420,850	09/30/2033
CO Series 2013	\$1,260,000	\$314,250	\$105,100	\$209,150	09/30/2023
CO Series 2009	\$4,270,000	\$57,063	\$57,063	\$0	09/30/2021
TOTALS		\$21,895,913	\$2,832,163	\$19,063,750	

Table 2: Debt Service Payments and Balances, City of Kingsville

Table 3: FY 20-21 Budget Revenues and Expenses by Fund Type, on the next page shows all funds with respective Revenues and Expenses. This is the same table, updated weekly with actual revenues and expenses, used in the City Manager Weekly Report to the Mayor and Commissioners.

BUDGET MESSAGE

FY20-21 BUDGET AND REVENUE/EXPENSES SUMMARY				
Revenue		Name of Fund	Expenses	
Fund	FY20-21 Budget		Fund	FY20-21 Budget
001	\$20,521,907.98	General Fund-001	001	\$21,647,913.29
002	\$563,075.00	Tourism Fund-002	002	\$561,064.00
005	\$5,000.00	PD State Seizure-005	005	\$177,217.37
009	\$0.00	Law Enf. Officer Stand-Police	009	\$5,000.00
010	\$0.00	Law Enf. Officer Stand-Fire	010	\$2,656.00
011	\$1,502,446.00	G.O. Debt Service-011	011	\$1,431,633.00
012	\$1,602,683.00	UF Debt Service-012	012	\$1,406,433.00
013	\$0.00	Texas Historical Fund-013	013	\$56.76
016	\$0.00	PD Stonegarden-016	016	\$0.00
017	\$0.00	PD Grant Border Star-017	017	\$0.00
025	\$10,000.00	Building Security Fund-025	025	\$10,000.00
026	\$9,839.00	Golf Course Cap Maint-026	026	\$5,416.16
027	\$0.00	EMS Fund-027	027	\$4,417.00
028	\$100.00	PD Federal Seizure-028	028	\$30,000.00
030	\$0.00	Red Ribbon Drug Awareness-030	030	\$58.26
031	\$11,000.00	Municipal Crt Tech-031	031	\$17,292.00
033	\$4,000.00	CO Series 2016 General-033	033	\$41,372.00
039	\$0.00	CO Series 2002 General-039	039	\$5,266.37
050	\$13,325.00	DOJ JAG Grant-050	050	\$13,325.00
051	\$9,812,106.78	Utility Fund-051	051	\$10,079,110.01
054	\$88,763.00	UF Capital Projects-054	054	\$803,399.20
055	\$405,000.00	Stromwater Cap Proj-055	055	\$293,900.00
060	\$0.00	Computer Lease Purchase	060	\$0.00
062	\$0.00	CO Series 2005 Utility-062	062	\$1,137.58
065	\$0.00	CO Series 2011 General-065	065	\$0.00
066	\$83,480.01	CO Series 2011 Utility-066	066	\$154,000.00
067	\$0.00	CO 2013 GF Street Proj-067	067	\$0.00
068	\$2,000.00	CO 2013 Drainage-068	068	\$839,200.00
071	\$0.00	FEMA Assistance-071	071	\$0.00
078	\$0.00	Texas Parks & Wildlife Outdoor	078	\$0.00
079	\$0.00	TX Cap Fund Main St.-079	079	\$0.00
082	\$0.00	TX CDBG Grant #7215270	082	\$0.00
084	\$907,500.00	DEAAG Grant Fund-084	084	\$0.00
086	\$0.00	TX CDBG Grant #7218269	086	\$0.00
087	\$1,503,750.00	Solid Waste Cap Proj-087	087	\$1,638,260.00
090	\$367,122.00	Landfill Closure Fund-090	090	\$200,000.00
091	\$0.00	GF Capital Projects-091	091	\$64.58
092	\$802,000.00	Street Fund-092	092	\$1,350,000.00
093	\$25,000.00	Park Maint Fund-093	093	\$48,304.00
094	\$0.00	Texas Parks and Wildlife-094	094	\$359,500.00
095	\$0.00	National Trust for Historical Prev.	095	\$3,161.38
096	\$0.00	Ins. Claim Recovery-096	096	\$0.00
097	\$70,000.00	Vehicle Replacement (Fire)-097	097	\$12,348.04
098	\$258,890.00	Economic Dev Fund-098	098	\$243,366.00
100	\$850,170.00	Transportation Alt Set-Aside-100	100	\$850,170.00
101	\$350,000.00	TX CDBG Main Street #7219192	101	\$350,000.00
103	\$0.00	COVID-19 Fund	103	\$0.00
105	\$10,000.00	Vehicle Replacement (Police)-105	105	\$0.00
106	\$15,266.37	Vehicle Replacement (PW)-106	106	\$0.00
120	\$166,748.00	Property Tax Reserve Fund-120	120	\$0.00
138	\$4,441,302.00	Self Insurance Fund-138	138	\$4,414,503.00
202	\$30,000.00	Tourism Façade Grants-202	202	\$0.00
203	\$0.00	JK Northway EDA Fund-203	203	\$557,000.00
204	\$156,342.86	JK Northway Venue Tax-204	204	\$0.00
	\$44,588,817.00	TOTALS		\$47,556,544.00

Table3: FY 20-21 Budget Revenues and Expenses by Fund Type

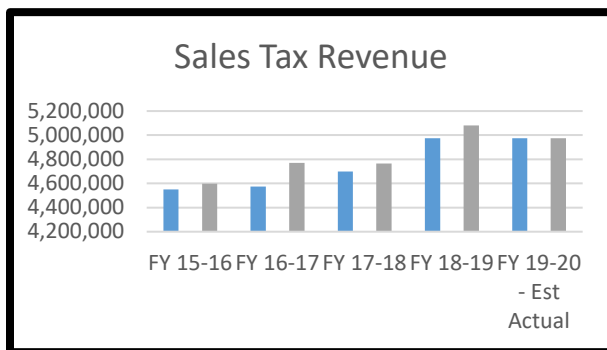
Budget Highlights

In preparation for the FY 20-21 budget cycle, the City Commission identified several areas with the City Manager they wanted to see as priorities. These areas included:

- Develop and begin funding a plan for the South WWTP mitigation/expansion
- Emphasis on street projects
- City beautification projects
- Improve landscaping and the greenspace around City Hall/Chamberlain Park
- Identify the priority list of projects for construction at the JK Northway Colosseum using the Venue Tax
- Balance the Self Insurance Fund

In addition to these priority areas, the City of Kingsville is engrossed in the COVID-19 pandemic. Following requests by the Texas Governor, this budget does not increase any ad valorem tax rate, it holds constant the current water fees and imposes a 5% increase in wastewater fees. The adopted FY 20-21 ad valorem tax rate of \$0.85208/\$100 of valuation is a decrease from the FY 19-20 ad valorem tax rate of \$0.85304/\$100 of valuation.

The General Fund will see an increase in revenues, due primarily to the value of property in the City of Kingsville increasing the total ad valorem tax expected to be collected, and the City staff’s work on better estimating other revenue sources. FY 18-19 saw a record year for sales taxes collected, and with the COVID-19 pandemic during the FY 19-20, overall sales tax collections have been nearly the same between the two fiscal years. The City is anticipating FY 20-21 sales tax to be \$5,100,000.



Fiscal Year	Budget	Activity
FY 15-16	4,550,000	4,599,145
FY 16-17	4,575,000	4,770,174
FY 17-18	4,700,000	4,764,200
FY 18-19	4,975,000	5,080,332
FY 19-20 - Est Actual	4,975,000	4,975,000

Additionally, property tax revenue will increase due to increases in real property valuations. Property tax valuations increased \$31,054,554 and there is still \$53,727,593 in valuation under review.

Even though General Fund revenues are trending upward, so are the costs and challenges of the operations and maintenance of the City, including the adopted restructuring of City health care benefits.

FY 20-21 will see the continuation of the Street User Fee as the City continues to implement its Street Maintenance Improvement Plan (SMIP) that was originally adopted in FY 13-14. This program is vital to the City's ability to repair and maintain the city streets and the adopted FY 20-21 budget increases street expenditures from \$800,000 to \$1.2M. The street department has been directed to shift their focus from full depth construction maintenance (contract that work to outside parties) to seal-coating and hot mix overlay projects to gain more street surface area repaired in the fiscal year.

Work on improving our facilities and equipment will continue in FY 20-21 with a re-organized community appearance maintenance section providing mowing and trimming of abated properties in the City, and the purchase of vehicles that includes zero-turn mowers, a Fire command vehicle, four police vehicles and three street sanitation trucks. In addition, the City will repair buildings at both wastewater treatment plants, the police station, and the Dr. Pepper Building. Construction of the new recycling center at the Public Works facility is scheduled to be completed.

As in previous years, deficit budgeting continues to be a challenge; however, the adopted budget this year has nearly a 26% reduction in the deficit as in the current fiscal year. The City is still burdened with the inability to increase debt capacity with current certificate of obligations, which won't occur until 2024 for General Fund and 2026 for Utility Fund. The collection of the Venue Tax in FY 20-21 will start the process for a new certificate of obligation dedicated to construction of projects associated with the recreational purposes of the JK Northway Colosseum. In FY 19-20, the City restructured the Debt on the CO2011 Bond with the same maturity date in 2032 but with annual savings of approximately \$60,000.

As previously mentioned, the service fees for City utilities will remain unchanged for the FY 20-21, with the exception that there will be a 5% increase in wastewater fees based on recommendations in a wastewater plan from three years ago.

The Budget Summary details the FY 20-21 Goals & Objectives inserted in the planning process as they have in the previous two fiscal years. The issues and challenges remain, and our efforts continue to face these through the coming year. Detailed information on our revenues, expenses, continued and new initiatives, as well as information on our challenges can be found in the Budget Summary section, and were presented during Budget Workshops during the month of August.

FY 2020-2021 Budget Summary

Budget Input Process

A series of Budget Workshops were held with City Commission the week of August 17 to determine the goals & objectives for the FY 20-21 budget. Staff reviewed last years' budget workshop notes and decided to continue with the same objectives for FY 20-21. In December 2019, the new City Manager was hired and began work, and this is his first adopted budget for the City of Kingsville. The budget was developed with the following priorities:

- **Infrastructure**
 - Street Maintenance Program
 - Drainage Improvements
 - South Wastewater Treatment Plant Capacity
 - Facilities maintenance

- **Economic Development**
 - Downtown Revitalization
 - Stopping the Leakage
 - Commercial and Industrial development

- **Employee Wages & Benefits**
 - Cost of Living increase for City employees (not civil service) of 2.5%.
 - Affordable Health Insurance with employee options and balanced in the budget
 - Collective Bargaining inputs (civil service) from summer of 2020 negotiations

- **Code Enforcement**
 - Beautification
 - Abatements

- **Quality of Life**
 - Parks & Golf Course
 - JK Northway Exposition Center

Weekly and Quarterly Budget Reporting

The City Manager's Staff provides weekly inputs to the City Manager for inclusion in the City Commission Weekly Report. The Weekly Report has a budget focus area that compares the budgets vs. actual revenues and expenses to the appropriate point in the fiscal year and highlights any noteworthy changes and savings throughout the execution phase. Staff also presents Quarterly Budget Reports (Budget and Investment Reports), which track where we stand with revenues, expenditures and investments on a quarterly basis. Based on these internal performance measures and the Quarterly Budget Reports, we can determine the following trends that will have an impact on the FY 20-21 Adopted Budget:

- COVID-19 pandemic will impact the anticipated sales tax collections by up to 5%

- Poor investment interest rates will see a decline in expected interest earnings
- Restructuring the City's Self Insurance Fund (Medical Health Insurance) plans will realize a change in employee contributions to bring revenues and expenses into more of an equal alignment than in years past

Maintaining Financial Stability

Fund Balance Usage: One of the ways that the City maintains financial stability is through its fund balance policy for the General Fund and Utility Fund. Prior to FY 17-18, the City required a 25% fund balance reserve for these two main operating funds. This requirement was adopted by the City Commission, through a resolution, on September 26, 2011. The minimum required fund balance prescribed by the City Commission equaled 25% (equal to 90 days of operations) of the succeeding year's budgeted expenditures and transfers-out. However, in FY 17-18, the Commission approved both fund balance requirements could be reduced to no less than 20%. The difference would have to be spent solely on one-time expenditures and could not be part of the city's regular operating budgets. This change would allow the Commission to have flexibility on the fund balance in future years. With this change, it was stipulated that if the fund balance ever went below 25%, there would be a required 5-year payback to bring it back up to the 25% level. For the FY 20-21 adopted budget, the General Fund expected fund balance is 26.82%, and the Utility Fund expected fund balance is 28.68%.

For a complete listing of all Fund Balances, see "Fund Balance – By Fund Type", page 94.

Deficit Budgeting: In prior years, it was acceptable to use fund balance reserves to assist in balancing the budget. Beginning in FY 18-19, there was a concerted effort to reduce the amount of fund balance drawdown. The practice of limiting the use of fund balances is reflected in the FY 20-21 adopted budget. The General Fund in FY 20-21 has budgeted revenues falling short of budgeted expenditures by \$1,126,005.31. General Fund has the largest share of the employee population and health care costs continue to rise. In addition, there are several quality of life divisions such as parks and recreation, and the golf course, which are not self-sufficient resulting in continued stress on the General Fund fund balance. The Utility Fund will have revenues of \$9,812,106.78 and budgeted expenditures of \$10,079,110.01. This deficit is due in part to a \$500,000 transfer of Utility Fund fund balance to the DEAG/WWTP Fund (Fund 84) for future South Wastewater Treatment Plant construction. The Utility Fund reserves are projected to end FY 20-21 slightly lower than the start of the fiscal year at \$2,890,590.38. Tourism Fund is changed this upcoming fiscal year as the JK Northway Colosseum is no longer the responsibility of the City and has been transferred back to the County. Tourism budgeted revenues are \$563,075 and budgeted expenditures are \$561,064.

Separation of Operating and Non-Operating Funds Budget: In an effort to assist the reader in understanding how the budget is derived, it was determined that the operating budget needed to be presented separately from the non-operating budget. The operating budget is for funds that have a regular revenue stream. The non-operating budget is for funds that do not have a regular revenue stream such as those funds which are project related and created when bonds

or certificates of deposits are sold; or funds that are funded through interfund transfers for one-time capital projects such as General Fund and Utility Fund Capital Project funds 091 and 054 respectively; Police Seizure Funds and Grant Funds. Bond funds and/or CO Series Funds have the initial source of proceeds as revenues and as projects are completed, the funds are closed out. Police Seizure funds may not be entirely spent in the year of the seizure resulting in deficits in future years. Combining the non-operating funds with the operating funds distorts the budgetary numbers in that it appears that the City is deficit budgeting when in fact it is only spending down the funds for the purpose the funds were initially intended.

Operating Funds	
001 – General Fund	002 – Tourism Fund
011 – Debt Service – GF	012 – Debt Service – UF
025 – Building Security Fund	031 – Municipal Court Technology
051 – Utility Fund	055 – Storm Water Drainage Capital Projects
087 – Solid Waste Capital Projects	090– Landfill Closure
092 – Street Maintenance Fund	093 – Park Maintenance Fund
098 – Economic Development Fund	120 – Property Tax Reserve Fund
138 – Insurance Fund	202 – Tourism Façade Grant Program

Non-Operating Funds	
005 – Police Forfeiture Fund	009 – Law Enforcement – Police
010 – Law Enforcement – Fire	013 – Texas Historical Fund
016 – PD Stonegarden	017 – PD Border Star
026 – Golf Course Capital Maintenance	027 – EMS Fund
028 – Federal Forfeiture Fund	030 – Red Ribbon Drug Awareness
033 – CO Series 2016	039 – CO Series 2002-2002A GF
050 – DOJ JAG Grant	054 – UF Capital Projects
060 – Computer Lease Purchase	062 – CO Series 2005
065 – CO Series 2011 GF	066 – CO Series 2011 UF
067 – CO Series 2013 Streets	068 – CO Series 2013 Drainage
071 – FEMA Assistance	078—Texas Parks & Wildlife Grant
079 - TX Capital Main Street	082- TX CDBG Grant #7215270
084 – DEAAG Grant	086- TX CDBG Grant #7218269
091 – GF Capital Projects	094 – TX Parks & Wildlife Grant
095 – Natl Trust for Historical Preservation	096 – Insurance Claim Recovery Fund
097 – Vehicle Replacement Fund	100 – Trans Set Aside Program Grant
101 – TX CDBG Main Street #7219192	103 – COVID19 Event
105 – Vehicle Replacement Fund PD	106 – Vehicle Replacement Fund PW
203 – JK Northway EDA Fund	204 – JK Northway Venue Tax Fund

Debt Service Coverage Levels: In looking ahead and in consultation with our financial advisors, Estrada and Hinojosa, it was decided that our Utility Fund debt service reserves (Fund 012) needed to have a higher coverage ratio than currently maintained. Even though there were no specific requirements or mandated coverage requirements, best practices indicate that the City

should maintain a 1.15% coverage reserve. In FY 18-19, the adopted budget addressed the gradual build up to this coverage level within a 5-year period which is the time span when additional debt capacity would be available, and this practice continues in FY 20-21.

Budget Overview

The FY 20-21 adopted budget addresses the goals and objectives through dedicated budgeting and supplemental request approvals put forth by staff to the City Manager. In addition, the adopted budget had precepts put forth to the staff that the City Manager would not submit a budget that included either an increase in service fees or raise the ad valorem tax rate. The staff were challenged with finding the efficiencies in their line item expenses to realize savings that could be applied to supplemental requests that in past years had been left as unfunded requests. In the adopted budget, the City Manager incorporated 76 of the 155 budget supplementals (49%) requested by City staff.

Category	FY 18-19	FY 19-20		FY 20-21
	Actual	Current Budget	Estimated Actual	Adopted Budget
Revenues	43,138,580.08	43,547,610.76	41,688,558.56	44,588,817.00
Expenditures	44,243,093.56	47,711,843.64	42,246,846.77	47,556,544.00
Net Annual Surplus (Deficit)	<u>(1,104,513.48)</u>	<u>(4,164,232.88)</u>	<u>(558,288.21)</u>	<u>(2,967,727.00)</u>

The revenues, expenditures and net annual surplus (deficit) figures above are representative of the total budget for the City of Kingsville. The total budget includes 54 funds that are made up of different types of funds ranging from operational funds to special purpose funds such as Economic Development and Vehicle Replacement Funds. It also includes other vital funds such as our Self Insurance Fund, and funds associated with capital improvements such as our Certificate of Obligation and Debt Service Funds. *For further information, see All Funds Combined, page 89.*

Capital Vs. Operational Expenditures (Net Annual Surplus-Deficits)

Net Annual deficits occur whenever annual expenditures exceed annual revenues within a specific fund. The FY 20-21 adopted budget has the following funds that will run a deficit:

- General Fund-001
- PD State Seizure Fund-005
- Law Enforcement Officer Stand (Police) Fund-009
- Law Enforcement Officer Stand (Fire) Fund-010
- Texas Historical Fund-013
- EMS Fund-027
- PD Federal Seizure Fund-028
- Red Ribbon Drug Awareness Fund-030
- Municipal Court Technology Fund-031
- CO Series 2016 Fund-033
- CO Series 2002 Fund-039
- Utility Fund-051

- Utility Fund Capital Projects Fund-054
- CO Series 2005 Utility Fund-062
- CO Series 2011 Utility Fund-066
- CO 2013 Drainage Fund-068
- Solid Waste Capital Projects Fund-087
- General Fund Capital Projects-091
- Street Fund-092
- Park Maintenance Fund-093
- Texas Parks and Wildlife Fund-094
- National Trust for Historical Preservation Fund-095
- Self-Insurance Fund-138
- JK Northway EDA Grant Fund-203

For example, we account for usage of funds from the CO 2016 Series Fund-033, which will not have revenues to offset the expenditures as the fund balance is being spent down for projects for which the bonds were sold.

The table below is representative of three operational funds only: General, Utility & Tourism Funds. Looking at these three funds alone is a more accurate depiction of our primary operational budgets. The Net Annual deficit for these funds specifically is primarily due to continuing the Parks & Recreation, and golf course operations in the General Fund, and the transfer of \$500,000 from the Utility Fund to the DEAAG/WWTP fund.

Category	FY 18-19	FY 19-20		FY 20-21
	Actual	Current Budget	Estimated Actual	Adopted Budget
Revenues				
General Fund	19,718,147.04	19,892,494.00	19,614,370.84	20,521,907.98
Utility Fund	9,846,659.78	9,146,452.00	9,023,843.00	9,812,106.78
Tourism	738,004.94	698,011.00	552,836.19	563,075.00
Total Revenues	30,302,811.76	29,736,957.00	29,191,050.03	30,897,089.76
Expenditures				
General Fund	19,364,603.71	21,036,188.41	20,107,086.05	21,647,913.29
Utility Fund	10,998,579.50	8,856,051.41	8,626,535.48	10,079,110.01
Tourism	743,482.20	714,353.65	557,153.35	561,064.00
Total Expenditures	31,106,665.41	30,606,593.47	29,290,774.88	32,288,087.30
Net Annual Surplus (Deficit)	<u>(803,853.65)</u>	<u>(869,636.47)</u>	<u>(99,724.85)</u>	<u>(1,390,997.54)</u>

Revenues

- General Fund: The General Fund will see an overall increase in revenues due to an increase in revenues in the following departments/divisions:
 - o Planning Department

- Solid Waste and Landfill
- Finance
- Fire
- Health Department
- L.E. Ramey Golf Course

Sales tax collections for FY 19-20 are on pace to be \$5,081,679. Projecting revenues for FY 20-21, and factoring in additional known sales taxes from new businesses, the City is projecting sales tax revenue of \$5,100,000. The table below shows how sales taxes accrued in previous fiscal years by the month with corresponding increases/decreases compared to the same month year-to-year.

	Sales Tax Based on Accrual (Two Months Delayed)												New Sales Tax	FY21 w/ New	
	FY2015	FY2016	% Inc/Dec	FY2017	% Inc/Dec	FY2018	% Inc/Dec	FY2019	% Inc/Dec	FY2020	% Inc/Dec	FY2021			% Inc/Dec
Oct	\$381,367	\$355,008	-6.91%	\$350,126	-1.38%	\$355,721	1.60%	\$405,065	13.87%	\$427,724	5.59%	\$427,330	-0.09%	\$1,533	\$428,863
Nov	\$353,292	\$355,104	0.51%	\$356,369	0.36%	\$398,177	11.73%	\$362,900	-8.86%	\$386,793	6.58%	\$386,437	-0.09%	\$1,533	\$387,970
Dec	\$465,812	\$468,766	0.63%	\$459,261	-2.03%	\$464,730	1.19%	\$483,860	4.12%	\$526,956	8.91%	\$526,471	-0.09%	\$1,533	\$528,004
Jan	\$355,052	\$333,173	-6.16%	\$359,608	7.93%	\$362,378	0.77%	\$401,856	10.89%	\$380,124	-5.41%	\$379,774	-0.09%	\$4,658	\$384,432
Feb	\$340,948	\$344,027	0.90%	\$324,558	-5.66%	\$366,259	12.85%	\$413,514	12.90%	\$375,956	-9.08%	\$375,610	-0.09%	\$4,658	\$380,268
Mar	\$407,407	\$434,646	6.69%	\$425,454	-2.11%	\$458,934	7.87%	\$446,128	-2.79%	\$442,136	-0.89%	\$441,729	-0.09%	\$4,658	\$446,387
Apr	\$342,881	\$347,469	1.34%	\$407,183	17.19%	\$354,965	-12.82%	\$410,334	15.60%	\$391,572	-4.57%	\$391,211	-0.09%	\$4,658	\$395,869
May	\$340,974	\$316,185	-7.27%	\$382,415	20.95%	\$368,302	-3.69%	\$406,137	10.27%	\$374,993	-7.67%	\$374,648	-0.09%	\$8,095	\$382,743
Jun	\$413,275	\$415,920	0.64%	\$447,698	7.64%	\$427,766	-4.45%	\$442,657	3.48%	\$501,415	13.27%	\$500,953	-0.09%	\$8,095	\$509,048
Jul	\$338,911	\$328,526	-3.06%	\$371,561	13.10%	\$362,209	-2.52%	\$432,141	19.31%	\$398,271	-7.84%	\$397,904	-0.09%	\$8,095	\$405,999
Aug	\$359,504	\$397,443	10.55%	\$439,738	10.64%	\$413,396	-5.99%	\$421,956	2.07%	\$421,956	0.00%	\$421,567	-0.09%	\$8,095	\$429,662
Sep	\$420,845	\$420,845	0.00%	\$446,201	6.03%	\$431,362	-3.33%	\$453,783	5.20%	\$453,783	0.00%	\$453,365	-0.09%	\$8,095	\$461,460
	\$4,520,268	\$4,517,112	-0.07%	\$4,770,172	5.60%	\$4,764,199	-0.13%	\$5,080,331	6.64%	\$5,081,679	0.03%	\$5,076,998	-0.09%	\$63,706	\$5,140,704

- Utility Fund: The FY 20-21 adopted budget does not program any increase in service fees with the exception of a 5% increase in wastewater fees to keep pace with the recommendations of a wastewater study performed three years ago. With this precept, the Utility Fund is expected to increase revenues 7.28% over last year to a total of \$9,812,106.
- Tourism Fund: Beginning October 1, 2020, the JK Northway Colosseum will be transferred from the City (Tourism Department) back to Kleberg County. This transfer changes significantly the revenues and expenditure portions of the Tourism Fund. The FY 19-20 current year has the Tourism Fund with revenues of \$698,011, which they will fall well short due to closure of the JK Northway during the COVID-19 pandemic. Budgeted expenses this year are \$714,354; again, they will fall well short due to many event cancellations during the pandemic. For the FY 20-21 adopted budget, the Tourism Fund has projected revenues of \$563,075 and projected expenses of \$561,064.

Expenditures

During the planning phases with City staff in preparing the FY 20-21 budget, a precept to the staff was to start with last year’s adopted budget numbers and reduce expenses by 10%. As each department then proceeded down their individual budget line items, they would annotate where expenses couldn’t be cut due to fixed costs such as operating leases, licenses, etc. In addition, there were significant changes in expense set asides; for example, the FY 20-21 adopted budget has a DEAAG/WWTP Fund set aside of \$907,500 and the street department maintenance budget was increased from \$800,000 annually to \$1,200,000 for street repairs.

The staff submitted a total of 155 supplemental requests, which are requests above and beyond the normal budgeted items in their respective departments. Those 155 supplementals were ranked according to their significance. For example, supplementals were rated as to whether they must be approved, or we will have a failure in City services, or they were rated as a nice to have but not necessarily required in this fiscal year. Of the 155 supplementals, the City Manager approved for Commission consideration 76 (49% of the total).

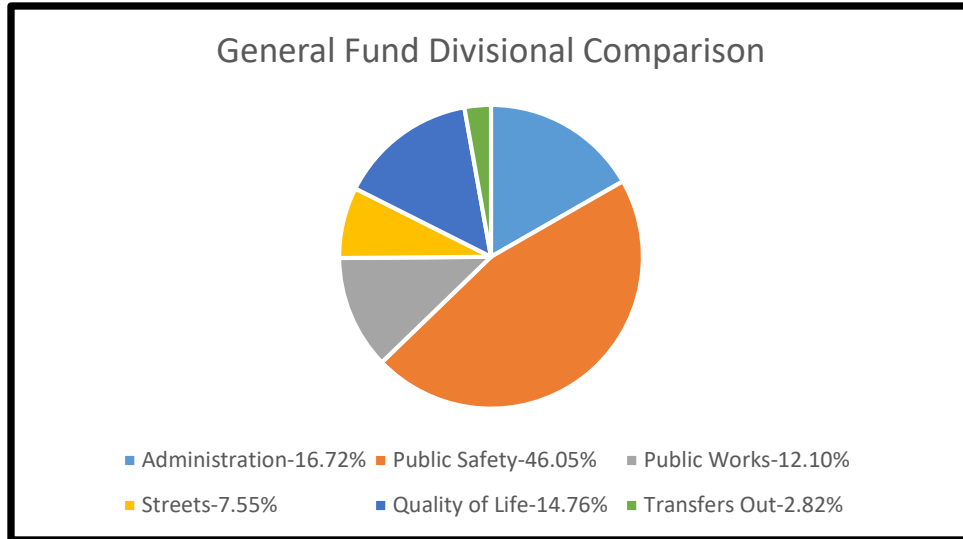
The total expenditures in the adopted FY 20-21 budget are \$47,556,544.00, which is \$217,877.64 less than the FY 19-20 current year amended budget of \$47,774,421.64.

The adopted budget programs a 2.5% cost of living adjustment (COLA) increase for all City employees (excluded are civil service employees, and the City Manager). Civil service employees for both police and fire concluded Collective Bargaining Agreement negotiations with programmed 3.5% COLA increases.

Exempt and Non-civil service employees have structured pay increases in three-year increments as part of the City's defined contributions for employees. Merit raises are rare with this structure. For the FY 20-21 adopted budget, the City Commission approved two adjustments, both for exempt employees. The first is a stipend for the Tourism Director to add \$400/pay period to compensate for the additional Public Information Officer (PIO) duties assumed during the COVID-19 pandemic. This stipend will be paid from the General Fund Division 1010 and will cease when the PIO duties cease. The second adjustment is a \$5,000 annual increase (including the 2.5% COLA) in pay for the City Attorney.

The General Fund is comprised of various divisions based on services provided and include the following:

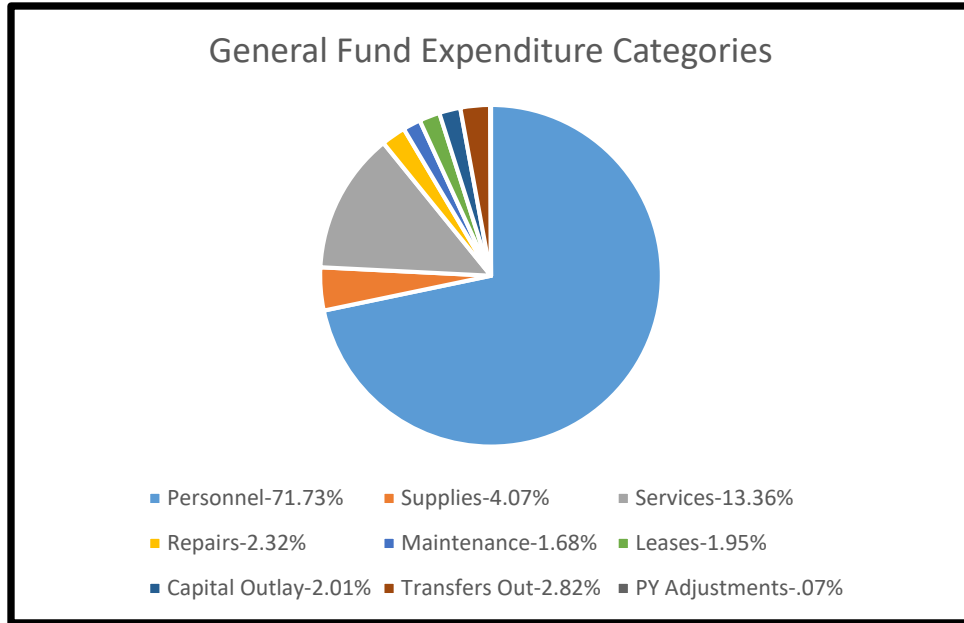
- Administration – City Commission, City Manager, Municipal Building, City Special, Human Resources, Risk Management, Legal, Finance, Purchasing/IT
- Public Safety – Police, Fire, Volunteer Fire
- Public Works – Public Works Admin, Solid Waste Management, Engineering, Service Center, Garage, Street (Public Works Admin & Engineering are split with Utility Fund)
- Streets – Street Operations in the General Fund
- Quality of Life – Planning, Community Appearance, Health, Parks, Golf



As visible by the pie chart above, 46% of our General Fund expenses are consumed by our Public Safety Departments and the lowest recipient of General Fund dollars is our Street Operations within the General Fund. However, this is deceiving considering we have a Street User Fee that began collections in FY 16-17 to help supplement the street operations of the City. The Street User Fee continues to make a big difference as it supplements labor and material expenditures and provides funding for an activity that would be limited using only General Fund revenue sources. Furthermore, from the perspective of a taxpayer, keeping administration expenses below 20% ensures that most of the general fund dollars are spent on more direct, visible and tangible purposes. A notable change for this adopted budget is the removal of the Library from the City’s control. Effective October 1, 2020, the revenue, expenses and operations of the Library revert 100% to Kleberg County. The other notable change for this adopted budget is the Health Department will now be 100% under the control of the City rather than a 50-50 sharing of costs and management with Kleberg County.

The General Fund is the primary fund made up by our local taxpayers and is also home to the core functions of the City. Below is a more detailed break out of the expenditure categories for the General Fund in the FY 20-21 adopted budget.

The pie graph below depicts a different way of seeing how we utilize our General Fund dollars. This shows that 71.73% of adopted expenditures will be spent on personnel related expenditures in FY 20-21.



Expenditure Category

Personnel	\$15,527,791.40	71.73%
Supplies	\$879,996.00	4.07%
Services	\$2,892,922.00	13.36%
Repairs	\$501,479.00	2.32%
Maintenance	\$363,453.00	1.68%
Leases	\$422,928.89	1.95%
Capital Outlay	\$434,515.00	2.01%
Transfers Out	\$609,828.00	2.82%
PY Adjustments	\$15,000.00	0.07%
Total Expenditures	<u>\$21,647,913.29</u>	<u>100.00%</u>

As is customary, department directors submit supplemental requests every year. This year the adopted budget accounts for 76 of the 155 requested supplements totaling \$2,688,703. The supplementals requested spending increases in personnel, line item expenditure requests and capital outlays. Break out of these requests by category is in the table below, with further detail in the attachments:

FY 20-21 Supplemental Requests

<u>Request Type</u>	<u>Request Amount</u>	<u>Approved Amount</u>
Information Technology	\$106,758.00	\$9,351.00
Expenditures	87,209.00	610,772.00
Personnel	677,594.00	57,266.00
Capital Outlay	<u>7,546,923.00</u>	<u>2,011,314.00</u>
Totals	<u>\$8,418,484.00</u>	<u>\$2,688,703.00</u>

For further information on all funds, see “Where The Money Goes”, page 92.

Organizational Structure & Staff

The FY 20-21 adopted budget includes various organizational changes and staff changes intended to improve the internal operations as well as enhance the delivery of service to residents. The most notable changes to overall City structure include the City/County Health Department is now 100% the City of Kingsville Health Department; the Library and staff have been removed from the City books and transferred 100% to Kleberg County; and the JK Northway Colosseum has been transferred 100% to Kleberg County.

In FY 19-20 the City of Kingsville had 282 Full Time Positions and in FY 20-21, the number decreases to 275. The breakdown comparison is as follows:

Type	FY 20-21	FY 19-20	Difference
Full-Time	275.00	282.00	(7.00)
Part-Time	24.00	29.00	(5.00)
Temporary/Seasonal	32.00	23.00	9.00
Interns	0.00	0.00	0.00
Totals	331.00	334.00	(3.00)

Full-Time		Part-Time	
PT PD Help Desk became FT	1.00	Facilities Maint Worker	(1.00)
New Capital Improvement Manager	1.00	IT Help Desk Unfunded	(1.00)
Library Employees	(8.00)	PD Help Desk became FT	(1.00)
JK Maintenance Worker	(1.00)	New PD Evidence Clerk	1.00
Total FT Changes	(7.00)	Engineering GIS Technician	(1.00)
		Kennel Attendants	2.00
Seasonal		Library Employees	(4.00)
Code Compliance Maint Worker	2.00	Total PT Changes	(5.00)
Park Seasonal Workers	9.00		
JK Maint Workers	(2.00)		
Total Seasonal Changes	9.00		

- Full-Time positions were reduced by a net seven due to the PT Police Department Help Desk position made into a full-time position, the addition of a new Capital Improvements Program Manager, the reduction of eight Library positions and one maintenance worker at the JK Northway due to the Library and the JK Northway going back to the control of the County.
- Part-Time positions decreased by five due to the reduction of one maintenance worker in Facilities as additional hours were given to another part-time maintenance worker, the defunding of the IT Help Desk, the Police Department Help Desk becoming full-time. a new evidence clerk, the reduction of 1 GIS technicians, 2 additional Kennel Attendants, and the reduction of 4 Library employees.

- Seasonal positions increased by nine due to additional park seasonal workers and with the JK Northway being transferred back to the County, those 2 seasonal workers were allocated to the Code Compliance division.

For more details on the staff changes, new organizational structure and historical staffing levels please reference the following attachments:

<u>Schedule</u>	<u>Budget Reference</u>
Organizational Chart	51
Positional Summary By Fund/Department	99

In FY 16-17 the City implemented the first year of a three-year compensation plan that was developed with the assistance of an outside consultant. However, due to budget constraints and increased health premiums the City absorbed in FY 17-18 and FY 18-19, the City made minimal strides in the effort. For FY 20-21, employee compensation plans are a budget priority and includes a 2.5% COLA, continuation of the current Longevity benefit, and certification pay for numerous positions. The classifications were adjusted for the entry level positions to remove them from the \$10/hour range and get the most basic job classified in the City into the \$11/hour range. This indicates the City's desire to have the best qualified employees who will have the knowledge to provide quality service for our community.

BUDGET MESSAGE

COMPENSATION PLAN RECOMMENDATIONS	Year 1 FY 16-17	Year 2 FY 17-18	Year 3 FY 18-19	Year 4 FY 19 -20	Year 5 FY 20-21
Non Exempt Rate Schedule Standardize 4% between Classes & 3 % between Steps	Achieved				
Non Exempt Classification - Combine Classes 7 and 8	Achieved				
Non Exempt Classification - Combine Classes 9 and 10	Achieved				
Exempt - adjust personnel due to DOL Overtime Proposed Regulations at time of budget preparation	Achieved				
Exempt - Adjust personnel to 95% of public sector midpoint as per Public Sector Personnel Consultants compensation study	Achieved				
Adjust, correct and/or add classes per Public Sector Personnel Consultants compensation study suggestions	Achieved				
Non Exempt Class Correction Animal Control Specialist			Achieved		
Non Exempt Class Correction Equipment Operator I (Partial)			Achieved		
Non Exempt Class Correction Equipment Operator II (Partial)			Achieved		
Non Exempt Class Correction Equipment Operator III (Partial)			Achieved		
Non Exempt Class Correction Telecommunications Operator (Midyear Adjustment)			Achieved		
Non Exempt Class Correction Lead Telecommunication Operator (Partial)		Achieved			
Non Exempt Class Correction Maintenance Technician					
Non Exempt Class Correction Lead Maintenance Technician					
Exempt - Adjust personnel to 100% of public sector midpoint as per Public Sector Personnel Consultants compensation study					
1% COLA for non-impacted Exempt positions (16)					
Update percentage of increase on anniversary of 10, 15, and 20 years from 2% to 3% to standardize anniversary schedule			Achieved		
Non Exempt and Exempt COLA and/or (1%)				Achieved 1%	Proposed 1.5%
Non Exempt and Exempt Longevity - \$ 4 per year of service per month (Partial \$ 2 per year of service)				Achieved \$2	Proposed \$3

Key Initiatives/Projects

Parks & Recreation

Focus on this aspect of Quality of Life continues via the ongoing implementation of the Parks Master Plan completed in March 2017. FY 16-17 saw improvements with the addition of staff and combination of resources that resulted in the merger of the Golf & Parks Divisions and technological improvements. FY 17-18 focused on improvements at Brookshire Pool, Downtown Pavilion and the opening of a Skate Park, Splash Pad and Kiddie Pool. FY 18-19 focused on additional improvements to the Brookshire Pool and continued maintenance improvements to neighborhood parks and ball fields at Dick Kleberg Park (DKP). FY 19-20 saw the completion of the Dog Park at Dick Kleberg Park and improvements to overall areas at Dick Kleberg Park through the Texas Parks and Wildlife Grant. The FY 20-21 budget adds funding for improvements to Dick Kleberg Park ball fields, playground surfaces including the pool, repair of bollards and cables for parking control in parks, installation of a new playground apparatus at Corral park near Texas A&M-Kingsville, and the build-out of a walking trail in Dick Kleberg Park. The golf course will continue to see efforts that began in late FY 19-20 to improve fairway grass, sand trap renovations and green's maintenance.

City Facility Maintenance & Enhancements

FY 16-17 saw the creation of a Building Maintenance Division and since that time, staffing has increased along with the number of facilities serviced. The division centralized maintenance operations and created efficiencies in providing service and acquiring supplies. FY 20-21 maintenance projects include roof repairs on buildings at both wastewater treatment plants; completion of the recycling center parking and concrete machinery pads; a new roof on the Police Department's primary building and the Police Department's secondary building-the former Dr. Pepper Building; and replacement of the failed Police Department Fire Alarm system.

City Beautification Projects

New for the adopted FY 20-21 budget is a separate category highlighting those projects that are intended to beautify the City of Kingsville. Projects include the following:

- Irrigation system for the grounds around City Hall and Chamberlain Park to green up the landscape and prepare for trees and shrubs.
- Following the irrigation install, leveling of grounds and improved grasses will be planted.
- Working with Union Pacific for install of a fence that spans between Yoakum St. and Lee St. on the east side of the railroad tracks. The fence is to match the fence that fronts 6th St. in the same area.
- Sidewalk construction on Kleberg Ave. between 7th and 8th Streets with new bulb-outs, decorative streetlamps, and benches.
- Sidewalk construction on 7th St. between Kleberg Ave. and Yoakum Ave.
- Demolition of the Caboose on City property at the east end of King Ave., east of Highway 77 bypass.
- Decorative historic picture lithographs on the west exterior wall on the 6th Street side of the City's Municipal Building.

Tourism

With the restructuring of Tourism without the JK Northway, budget changes were incorporated into the FY 20-21 Tourism budget to increase marketing for the City of Kingsville. This includes increases in Special Events and Festivals, promotional supplies, printing and publishing, and advertisement services totaling \$46,506 higher than the FY 19-20 budget year.

Economic Development

The FY 20-21 budget shows an increase in the City contribution to the EDC from \$65,000 annually to \$165,000. The increase does not change the City's contribution to the director's salary, but it does add funding for the following:

- \$24,000 salary for a part-time employee to assist in economic development programs.
- \$20,000 for reconstruction of the antiquated EDC website. The new website will improve branding initiatives, marketing initiatives for local businesses and provide information to business prospects.
- \$16,000 for economic impact studies targeting commercial expansion.
- \$10,000 for continuation of the Retail Coach contract services.
- \$5,000 for access to the sales tax database that allows for identification of trends in sales tax and business growth/decline.
- \$5,000 for Small Business Workshops to provide resources to those looking to start or expand their businesses.
- \$10,000 for Small Business Development Grants to assist in the start-up costs for small business development or expansion.
- \$10,000 for Site Development/Recruitment to allow for initial contact with potential prospects and network to establish relations with potential clients and City of Kingsville site selection.

Public Safety

The FY 20-21 budget has programmed the financing purchase of (4) new vehicles through a lease purchase agreement funded from the General Fund. In prior years, Police vehicles were funded through Chapter 59 funds, but seizures have declined due to the TXDOT work on US 77. Also included in the adopted budget is a new command vehicle for the Fire Chief funded from the General Fund.

Wellness

One of our biggest challenges is that of a sustainable Self Insurance Fund. Health insurance costs continue to rise, and the City's current plan has run a deficit for the last three years that is unsustainable without change to the current plan.

The HR Director worked diligently with Entrust and Carlisle to find alternative solutions that offer City employees affordable health insurance at a cost that is sustainable in the City's budget. Carlisle went out for bid on the stop-loss insurance quotes and the cheapest bid returned was \$102,000 higher than the current budget year. This stop loss maintains the same \$100,000 cap the City is responsible for in claims by City employees, except for two individuals under City

employment that will have their stop loss cap raised to \$250,000 due to significant medical claims they filed.

This budget is unable to offer multiple plans as had been presented in June 2020 to the Commission as the costs were unjustified. The FY 20-21 adopted budget instead offers the same medical plan in use with an adjustment in the respective percentages paid on premiums by both the employee and the City. The budget changed the distribution of payments to cover health care premiums. Regardless of what insurance options the employee has within the City's Self Insurance Fund, all employees will pay for 10% of the insurance premium and the employer (City) will pick up the remaining 90%.

The current proposal reflects revenues for the Self Insurance Fund to be \$4,441,302.00 and expenses to be \$4,414,503.00.

Infrastructure

FY 20-21 will see the continuation of the Street User Fee that funds our Street Maintenance Improvement Plan (SMIP). Due to the Street Department's inability to use all the funds within a defined fiscal year, the upcoming budget year outsources full depth construction for Armstrong St. and the Street Department will concentrate on chip seal and hot mix overlay work to cover more street area. The Street Department expenditures for the upcoming fiscal year were increased to \$1.2M to make progress on streets the citizens expect. The street maintenance list includes the following:

- Armstrong Ave. from Santa Gertrudis to Kenedy – Full Depth Construction
- Santa Gertrudis from Seale to Highway 141 – Chip Seal
- 6th St. from Corral to US 77 Business – Chip Seal
- 6th St. from US 77 Business to Ailsie Ave. – Chip Seal
- 1st St. from W. Ave. B to W. Ave. C – Chip Seal
- 1st St. from W. Mesquite Ave. to W. Corral Ave. – Chip Seal
- 3rd St. from W. Nettie Ave. to W. Ave. B – Chip Seal
- W. Sage Rd. from Armstrong Ave east to pavement transition – Hot Mix Overlay
- 3rd St. from Birchwood Ave. to Briarwood Ave. – Hot Mix Overlay

With the completion of a Drainage Master Plan, staff now has a tool that can be used to find funding opportunities to help implement the solutions presented as part of the plan. Currently drainage improvements are funded through the CO Series 2013 Drainage Fund and the fund balance is decreasing as projects are completed. In addition, the City has applied for a Community Development Block Grant-Hazardous Mitigation Grant (CDBG-MIT) that has a minimum project cost of \$3,000,000 with only a 1% City match. The City will know the status of the application in FY 20-21.

As we head into FY 20-21, the City has a new Capital Improvements Program Manager tasked with coordinating all capital improvement projects across all departments. The Engineering Department updated the 10-Year Capital and Maintenance Plan for the Utility Fund and the focus now shifts in funding the projects included in the plan, a definite challenge since debt capacity cannot increase until 2024.

Challenges for FY 20-21 & Beyond

The challenges described below are intended to help bring to light issues that need to be addressed and assessed throughout the upcoming fiscal year in order to ensure adequate funding beyond FY 20-21.

Health Department

The current City County Health Department will change to the City of Kingsville Health Department effective October 1, 2020. The City will continue to provide reimbursable services to the County for areas outside the City limits within Kleberg County until such a time the County forms their own health department.

The Animal Control section of the Health Department resides in an antiquated facility and future planning and funding for a replacement facility will need to be addressed.

Utility Operations

The Utility Department is going into FY 20-21 in a strong fund balance situation. The Utility Department will be challenged with replacing expensive equipment over the next few years. The FY 20-21 adopted budget programs the financing of three replacement sanitation trucks and the replacement of two 100hp lift station pumps at one of the main lift stations at 17th and Lee. Future years will need to address the following:

- Replacement of both High-Speed Turbo Sultzer Blowers at both Wastewater Treatment Plants (total cost approximately \$1,000,000).
- Sewer Main replacement between Johnston and Fordyce St. from 17th to 18th St. (approximately \$400,000).
- Replacement of a failing clay 18" wastewater main from Corral Ave. to Santa Gertrudis on the eastern Kingsville city limit line (approximately \$800,000).
- Replacement of the South Wastewater Treatment Plant Grit System Overflow (approximately \$650,000).
- Replacement of the Landfill's Compactor machine (approximately \$450,000).
- As we replace sanitation trucks, a challenge we have to date is the current trucks with their double rear axles and twice weekly pickup schedules place extra wear and tear on the trucks and residential streets. The City will study these impacts when selecting the new sanitation trucks to lessen wear and tear on the truck tires in turns and the City streets, as well as reduce the travel by the large trucks on City streets to a single weekly pickup schedule.

Fire Department

As the City of Kingsville grows and the expansion of the I-69 corridor on the east side, development projections favor the south side of the City. Future planning for a third fire station that can access the projected southern edges of the City in a timely manner will need to be addressed. Adding a third fire stations comes with the additional tasks of manning, equipping and training the department.

Conclusion

This Budget Message, attached exhibits, and the Budget Summary schedules and graphs are intended to provide readers with a quick and informative view of City operations and finances for the Fiscal Year beginning October 1, 2020 and ending September 30, 2021. More specific information is contained in the body of the FY 20-21 Annual Budget.

I want to thank all Directors, the City Secretary, the Human Resources Department, and the Finance Department personnel for assisting with the preparation of the City Manager's FY 20-21 Annual Budget.

Thank you and please contact me if you have any questions or comments.

Mark A. McLaughlin
City Manager

cc: City Manager Directors and Staff / City Attorney / City Secretary / City Employees /
Public Library / City Website / Local Media



CITY COMMISSION




Sam Fugate
Mayor



Edna Lopez
Mayor Pro-Tem



Dianne Leubert
City Commissioner



Hector Hinojosa
City Commissioner



Arturo Pecos
City Commissioner

The City of Kingsville Commission is composed of a Mayor & four commission members. The Commission meets the 2nd and 4th Monday each month at 5 p.m. in the City Hall Helen Kleberg Groves Community Room located at 400 West King Avenue. All meetings are open to the public. Citizens and employees are encouraged to attend.

PURPOSE

The Kingsville City Commission recognizes that achieving our city's goals and vision hinges on the quality operation of our services and programs. To accomplish this, we foster an organizational culture that is built on the following core values:

WE VALUE:

COMMITMENT

We will promote commitment from all employees to the vision, mission and core values established in this plan. We recognize that our success is dependent on our ability to meet our service commitments in an effective and caring manner. Our dedication and professionalism will be evident as we follow-up on our promises to ensure that our commitments have been met in a customer friendly and quality manner.

INNOVATION

We will continue a tradition of creativity and innovation in the delivery of municipal services. We will seek out and apply innovative approaches in providing the best service to our customers. We will openly share our successes and areas needing improvement with others to affect continuous improvement to the standards of excellence in Kingsville.

INTEGRITY

We will safeguard public trust by ensuring that our actions are consistent with our vision, mission and core values. We are dedicated to a standard of values that promotes honesty and ethical behavior. We will treat our customers as we would want to be treated and deliver the highest level of customer service possible.

LEADERSHIP

We will build a team of highly qualified individuals to advance our leadership role in the community. We are dedicated to quality-focused principles and performance excellence in everything we do. Each of us will set high individual standards to ensure that our customers are provided quality service in a timely and cost-efficient manner.

SENSITIVITY

We are committed to promote a workforce that respects and values diversity in our community. We must also be respectful and tolerant of the many ideas, emotions and circumstances of those living and visiting our community. We will promote the highest possible services for all customers while being sensitive to the differences among ourselves.

TEAMWORK

We recognize the strength in teamwork and that our success is dependent on our ability to perform as a highly effective team. Through effective teamwork we can harness our energy, creativity and resources to design and implement programs and services that are the best that they can be. We will work cooperatively within all levels of our organization and with our partners to achieve this common vision.

CITY COMMISSION



MISSION

The City Commission will promote the safety, health and general well-being of the community within the bounds of fiscal responsibility while preserving and advancing the quality of life resulting in exceptional civic pride.

VISION STATEMENT

The City Commission strives to afford all residents of King'sville with the following:



SUPERIOR CITY SERVICES

Access to the highest quality of customer-focused city services available at a reasonable cost.

- Water, Sewer and Stormwater services
 - Rate adjustments determined by rate studies.
 - Meet all TCEQ permitting and inspection requirements.
- Convenience, accessibility to City Staff
 - Access via email, phone appointments.
- Customer service
 - Kiosks, payment windows, hotlines, social media.
- Effective, efficient, professional, competent staff

- Monthly training schedules by the Risk Manager.
- Hiring the most qualified for positions.
- Use of technology and media in all areas possible
 - Regular information availability via the City's Website.
 - Social Media.
 - Radio and other advertising.
- Value of Cost
 - Adhere to financial purchasing policies.



SAFE AND SECURE ENVIRONMENT

Live in a safe, secure environment.

- Adequate lighting
 - Quarterly street light assessments.
- Adequate water and services, drainage
 - Engineering and Public Works identify system upgrades.
 - Program repairs through the Capital Improvements Program Manager.
- Community policing
 - Annual National Night Out event and other community/police interactive events.
 - Neighborhood Watch program.
- Effective, efficient fire and police protection
 - Fully staffed and equipped fire and police force.
- Emergency management
 - Designated Emergency Management Coordinator.
 - Maintain current Emergency Services Policy with distribution to all City Department Heads.
- Public health services
 - Maintain a fully staffed City of Kingsville Health Department that is responsible for Animal Control, Restaurant Inspections, Wastewater Septic Inspections and Vector Control.
- Sanitation
 - Operate and maintain a full-service solid waste system with weekly commercial and residential pickup.
 - Operate and maintain a landfill in compliance with TCEQ regulations.



CLEAN AND HEALTHY ENVIRONMENT

Live in a clean environment that enhances and protects the quality of their lives. These services shall be monitored and addressed through respective state and federal agencies policies.

- Air quality
- Litter control
- Recycling

- Water Quality



QUALITY OF LIFE

Live in well-planned neighborhoods suited to community interests and lifestyles. Be enriched by a range of cultural arts and recreational opportunities provided through city-wide initiatives and supported by the collaborative efforts and agreements with other governmental entities, charitable and nonprofit organizations and private entities.

- Gentrification of older neighborhoods
- Pedestrian mobility
 - Create bicycle lanes in accordance with the Park’s Master Plan.
 - Rehabilitation of sidewalks shall incorporate ADA compliant ramps and crossings.
- Planning/zoning
 - Recommend to Commission adoption of the International Code Council family of codes.
 - Maintain a full-service planning department, with a building official, and construction inspectors (in house or contracted).
 - Maintain a full-service code enforcement division to enforce City ordinances.
 - Maintain a Historical Division branch in the Planning Department to address construction, remodeling and preservation of buildings in the historic district.
- Athletic activities
 - Offer a full range of sporting activities through the Park’s Department.
- Festivals
 - Tourism maintains and updates the festival schedule monthly.
- Museums
 - Coordinate promotion of museums through the Tourism Department.
- Parks
 - Adhere to Park’s Master Plan.
 - Ensure park amenities are multi-generational.
 - Offer full range of recreational activities.
 - Promote athletic competitions, events and wildlife & heritage events.
- Performing Arts
 - Advertise and promote those events through Tourism and Texas A&M Kingsville.
- Public Art
 - Coordinated through the Downtown Manager.



COMMUNITY INVOLVEMENT

Participate and contribute to the health and future of our community.

- Advisory boards and committees
 - Board lists maintained by City Secretary and nominations for vacancy's forwarded by the City Manager.
- Community education programs
 - Coordinated through multiple departments in the City, Texas A&M Kingsville and Kleberg County.
- Focus groups
 - Coordinated by various organizers through the City Manager's office.
- Volunteer programs
 - Keep Kingsville Beautiful volunteer group.
 - Golf Course volunteer group for course maintenance projects.
 - City-wide Spring and Fall "Trash-Off" days.
 - Animal rescue groups to assist with moving animals out of the Animal



RELIABLE & DEPENDABLE INFRASTRUCTURE

Easily travel to, within and from the community.

- Thoroughfare plan
 - Coordinated with TXDOT for any improvements
- Well maintained and clean streets, sidewalks and pedestrian paths
 - Public Works cleaning schedule for monthly thoroughfare and annual residential sweeps
 - Dedicated maintenance effort with equipment to maintain cleanliness of sidewalks, curbs and gutters.
- Traffic management
 - Police Department assessments of traffic flow within the City and passing those issues to Engineering for corrective action.



ECONOMIC STABILITY

Contribute to and benefit from living in a strong diverse economic environment.

- Economic development compatible with community values
 - Focus Groups chaired by the EDC Director
- Job opportunities
 - City positions posted online and in the City's HR Department
- Protection of property values
 - Code Enforcement notices to correct dilapidated structures.
 - City infrastructure maintenance to provide quality services to all areas of the City.
- Strong retail environment
 - Economic Development Corporation lead on recruiting, retaining and expanding retail development in the City.
- Tourism, conventions

- Coordinated through the Tourism Director.
- Maintain a business hours Tourism public access building to promote tourism activities in the regional area.
- Maintain the Train Depot Museum.
- Coordinate with the County use of the JK Northway Exposition Center.



COMMUNITY PARTNERSHIP

Be enriched by fostering quality and long-term relationships with local, statewide, national and international interests in the City of Kingsville.

- Community support of military members; their dependents and veterans
- Enhance development opportunities for Texas A&M University-Kingsville
 - Maintain dialogue with Texas A&M Kingsville and the City's Engineering Department for project identification and coordination.
- Preserve and support the U.S. Naval Air Station Kingsville
 - City Manager coordinates with the NAS Kingsville Community Plans and Liaison on City/NAS Kingsville issues.
 - Tourism support with the Wings Over South Texas Air Show.

City Commission Strategic Priorities Linked By Department

Department	STRATEGIC PRIORITY							
								
	Superior City Services	Safe & Secure Environment	Clean & Healthy Environment	Quality of Life	Community Involvement	Reliable Infrastructure	Economic Stability	Community Partnership
GENERAL FUND								
100-City Commission	✓	✓	✓	✓	✓	✓	✓	✓
101-City Manager	✓							
110-Human Resources	✓							
140-Legal	✓	✓						
160-Planning/Develop Svcs	✓			✓	✓		✓	
170-Solid Waste	✓		✓					
180-Finance	✓	✓						
210-Police	✓	✓						
220-Fire	✓	✓						
300-Public Works	✓							
303-Garage	✓							
305-Streets						✓		
440-Health	✓		✓					
450-Parks & Recreation	✓			✓				
TOURISM								
107-Tourism	✓			✓				✓
UTILITY FUND								
600-Water	✓	✓						
610-Ground Maintenance	✓	✓						
620-Utility Billing	✓							
700-Waste Water	✓	✓						
800-Engineering	✓							



GOVERNMENT FINANCE OFFICERS ASSOCIATION

*Distinguished
Budget Presentation
Award*

PRESENTED TO

**City of Kingsville
Texas**

For the Fiscal Year Beginning

October 1, 2019

Christopher P. Morill

Executive Director

PROFILE



The City of Kingsville, Texas officially became a city in the year 1911. It is located in Kleberg County on U.S. Highway 77 approximately 45 miles southwest of Corpus Christi. Kingsville has a geographical area of just under 14 square miles with a population of 25,315 people. The City has a labor force of about 10,814 people with an unemployment rate of about 4.7%. The top three major employers are the U.S. Naval Air Station, Texas A&M University-Kingsville, and Celanese. These three employers represent over 30% of the jobs for the local economy. Compared to the rest of the country, Kingsville’s cost of living is 25.1% lower than then U.S. average.

HISTORY

In 1904, a rail line was built by the St. Louis, Brownsville and Mexico railway that ran through what is now known as Kingsville. In order to spur development, Henrietta King put up half of the King Ranch up for sale and the other half was deeded to a construction company to allow it to build a railway. This event is what allowed the city to become established and grow into what it is today. Soon, thereafter, the Railway built their headquarters in Kingsville and economic development followed. Farming, ranching and trading became a big part of the economy in following years. The King Ranch built several businesses in the City. Among them were a newspaper, hotel, cotton gin and an ice plant. Later, oil and gas was discovered and this created even more economic boost for the area.

In the mid-twenties, the South Texas Teachers College was established. A few years later, the college’s name was changed to the Texas College of Arts & Industries. In the early 1990’s, the name was again changed to Texas A&M University-Kingsville. Today, TAMUK is a university with a population of over 8,300 students. It attracts students from all over the country and from abroad which includes 43 countries.

In the early 1940’s, the Naval Air Station-Kingsville was opened. It was one of only a few advanced pilot training facilities in the country. During War World II, jet pilots and crewmen were trained at this installation. Today, Naval Air Station-Kingsville is still one of the top air training facilities in the country.

DEMOGRAPHICS

People Quick Facts	Kingsville	Texas
White alone	86.3%	76.5%
Black or African American	3.9%	13.4%
American Indian & Alaska Native	0.2%	1.3%
Asian	2.5%	5.9%
Native Hawaiian & Other Pacific Islander	0.0%	0.2%

People Quick Facts	Kingsville	Texas
Two or More Races	2.8%	2.7%
Hispanic or Latino	74.5%	18.3%
White alone, not Hispanic or Latino	17.6%	60.4%

People Quick Facts	Kingsville	Texas
Living in same house 1 year & over	80.3%	85.5%
Foreign born persons	6.2%	13.5%
Language other than English spoken at home	43.1%	21.5%
High school graduate or higher	78.4%	87.7%
Bachelor’s degree or higher	23.9%	31.5%
Veterans 2014-2018	1,281	18,611,432
Mean travel time to work (minutes), workers age 16+ (2014-2018)	18.9	26.6

Statistics from: quickfacts.census.gov for Kingsville, Texas

There is approximately 13,088 (51.7%) males vs. 12,227 (48.3%) females

EDUCATION

There are three independent school districts in Kingsville. They are the Kingsville Independent School District, Ricardo Independent School District and Santa Gertrudis Independent School District. Kingsville Independent School District has 9 schools; Ricardo has 2 schools; and Santa Gertrudis has 2 schools. These three independent school districts have approximately 4,438 students. There are 4 private schools with a total student population of approximately 336. Kingsville also has two post-secondary educational institutions. Texas A&M University-Kingsville, a public university, has a population of over 8,300 students. Coastal Bend College is a comprehensive, public community college serving a diverse South Texas area and has a regional campus in the City.

GOVERNMENT

Currently, the City operates under the Commission-Manager form of government. The Commission is comprised of a Mayor and four Commissioners. They are elected by the voters of Kingsville to fulfill the needs and wishes of the general public. Their positions are very important because they have the ability to make decisions that affect many aspects of the lives of the residents of the City. The Commission holds public meetings the second and fourth Monday of every month to make decisions regarding many important aspects that affect the community such as passing city ordinances, establishing tax rates, adopting an annual budget and appointing city officials. The city officials the Commission appoints include the City Manager, City Attorney and the Municipal Court Judge.

The City Manager is responsible for overseeing the daily operations of the City as a whole. He/she reports to the Commission for oversight. This position is responsible for the implementation of policies and ordinances established by the Commission. He/she guides and directs department heads to ensure that City policies and ordinances are being followed and that the needs of the

citizenry are being met. The City Manager is responsible for the submission of an annual budget to the Commission for consideration and approval. For the annual budget, he/she explains the major items within the budget and makes recommendations on budget proposals.

TOP TAXPAYERS

The top ten taxpayers for the City are as follows:

<u>Taxpayer</u>	<u>Taxable Assessed Value</u>
1. AEP Texas Inc	\$36,984,660
2. KL Phase 1 Owner LTD	\$15,259,790
3. NLP Kingsville Ventures LLC	\$11,715,590
4. Kingsville Legends LTD	\$8,586,450
5. Kingspointe-Victoria LLC	\$7,880,960
6. Apexone Javelina LLC	\$7,603,630
7. King Ranch Saddle Shop, Inc	\$5,771,780
8. Wal-Mart Stores Texas LLC US00442	\$5,708,740
9. Wal-Mart Stores Inc #01-0442	\$5,437,310
10. Neessen Chevrolet Inc	\$5,241,800

TOP TEN EMPLOYERS

The top ten employers for the City are as follows:

<u>Employer</u>	<u># of Employees</u>
1) NAS Kingsville	1,502
2) Texas A&M Kingsville	1,050
3) Celanese	550
4) Kingsville ISD	516
5) City of Kingsville	325
6) Walmart	247
7) Border Patrol	246
8) HEB	240
9) Christus Spohn	221
10) Kleberg County	218

ECONOMY

Indicators	Kingsville	U.S.
Unemployment Rate	4.9%	3.70%
Recent Job Growth	-1.24%	1.59%
Future Job Growth	5.39%	33.51%
Sales Taxes	8.30%	7.30%
Income Taxes	0.00%	4.60%
Income per Capita	\$18,233	\$31,177
Household Income	\$38,886	\$57,652
Family Median Income	\$51,316	\$70,850

Estimated Households by Household Income	Kingsville	U.S.
Income less than 15K	24.00%	11.50%
Income between 15K and 20K	6.20%	4.80%
Income between 20K and 30K	11.10%	9.70%
Income between 30K and 40K	9.90%	9.30%
Income between 40K and 50K	9.70%	8.50%
Income between 50K and 60K	4.70%	7.70%
Income between 60K and 75K	10.0%	9.90%
Income between 75K and 100K	10.40%	12.30%
Income between 100K and 150K	9.50%	14.10%
Income between 150K and 200K	3.40%	5.80%
Income greater than 200K	1.10%	6.30%

Population By Occupation	Kingsville	U.S.
Agriculture, forestry, fishing, hunting	4.40%	1.30%
Mining, quarrying, oil and gas extraction	5.40%	0.60%
Construction	6.20%	6.20%
Manufacturing	5.30%	10.40%
Wholesale trade	0.70%	2.70%
Retail trade	11.20%	11.60%
Transportation and warehousing	2.00%	4.10%
Utilities	1.00%	0.90%
Information	0.60%	2.10%
Finance and insurance	1.90%	4.70%
Real estate, rental, leasing	1.90%	1.90%
Professional, scientific, technical services	1.70%	6.70%
Management of companies	0.00%	0.10%
Administrative, support, waste mgt svcs	2.60%	4.30%
Educational services	22.70%	9.30%
Health care and social assistance	11.00%	13.80%
Arts, entertainment, recreation	1.00%	2.20%
Accommodation, food services	10.90%	7.40%
Other services	5.10%	4.90%
Public administration	4.50%	4.80%

Statistics from: *bestplaces.net* for Kingsville, Texas

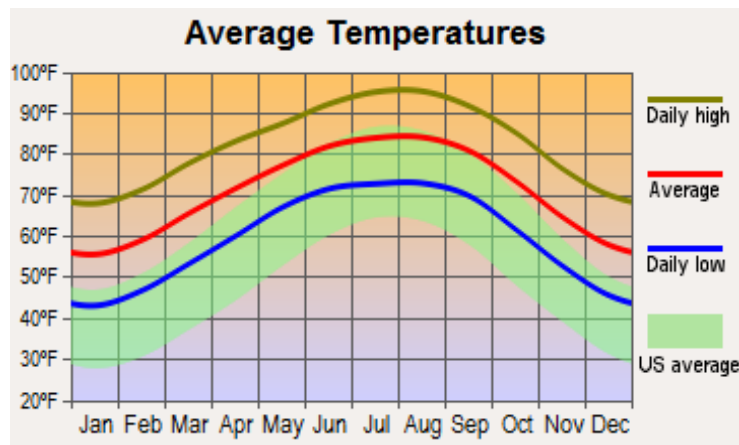
CONSTRUCTION

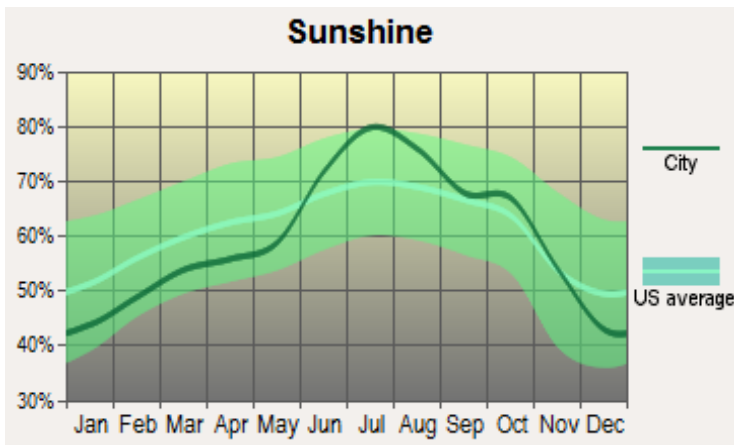
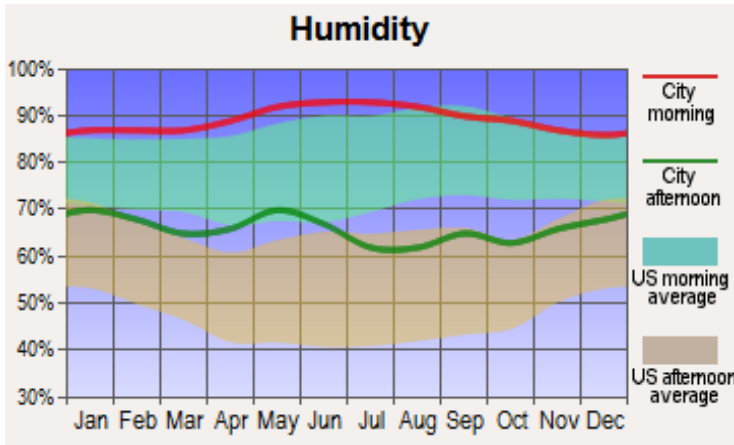
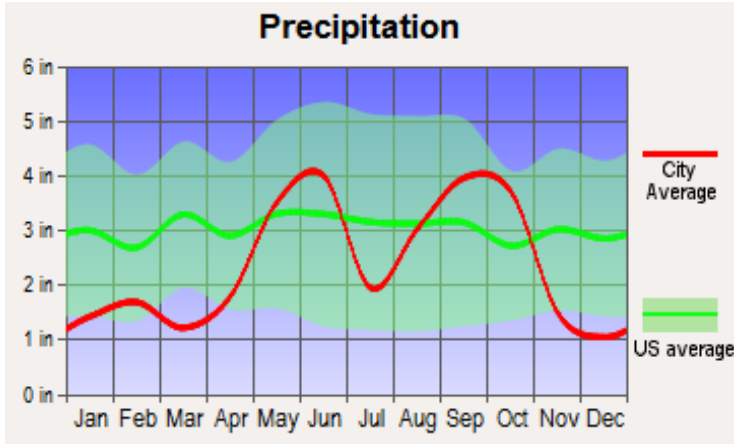
Single-family new house construction building permits:

- 1997: 11 buildings, average cost \$77,100
- 1998: 11 buildings, average cost \$77,100
- 1999: 12 buildings, average cost \$77,100
- 2000: 11 buildings, average cost \$77,100
- 2001: 11 buildings, average cost \$77,100
- 2002: 8 buildings, average cost \$117,600
- 2003: 9 buildings, average cost \$81,900
- 2004: 6 buildings, average cost \$100,000
- 2005: 7 buildings, average cost \$100,000
- 2006: 40 buildings, average cost \$119,000
- 2007: 33 buildings, average cost 119,000
- 2008: 26 buildings, average cost \$70,800
- 2009: 30 buildings, average cost \$133,400
- 2010: 19 buildings, average cost \$113,400
- 2011: 18 buildings, average cost \$241,600
- 2012: 19 buildings, average cost \$241,600
- 2013: 37 buildings, average cost \$191,500
- 2014: 36 buildings, average cost \$161,400
- 2015: 44 buildings, average cost \$167,000
- 2016: 9 buildings, average cost \$163,400
- 2017: 5 buildings, average cost \$100,800

Statistics from: city-data.com for Kingsville Texas

TEMPERATURE





Graphs from: city-data.com for Kingsville Texas

HOSPITALS AND MEDICAL CENTERS

- Christus Spohn Hospital Kleberg
- Kingsville Group Home
- Bay Area Dialysis Kingsville
- South Texas Home Health
- Uresti Senior Assistance
- Canterbury Villa of Kingsville
- Kingsville Nursing and Rehabilitation Center
- Kleberg County Nursing and Rehabilitation

RELIGION

68.10% of the people in Kingsville, Texas are religious, meaning they affiliate with a religion. 37.3% are Catholic, 2.0% are Latter Day Saints, 2.8% are another Christian and 8.0% affiliates with Islam.

Religion	Kingsville	U.S.
Religious	68.10%	49.40%
Catholic	37.30%	19.70%
Latter Day Saints	2.00%	2.10%
Baptist	9.80%	8.20%
Episcopalian	0.60%	0.60%
Pentecostal	2.70%	1.90%
Lutheran	0.90%	2.40%
Methodist	3.30%	4.00%
Presbyterian	0.70%	1.70%
Other Christian	2.80%	6.70%
Jewish	0.00%	0.70%
Eastern	0.00%	0.50%
Islam	8.00%	0.90%

Statistics from: bestplaces.net for Kingsville Texas

VOTING

53.37% of the people in Kingsville, Texas are registered as Democrats. 45.56% are registered Republican. Remaining are independent at 1.07%

Affiliation	Kingsville	U.S.
Democrat	49.20%	48.00%
Republican	45.60%	45.90%
Independent Other	5.30%	6.00%

Statistics from: bestplaces.net for Kingsville Texas

HOUSING

The median home value in Kingsville is \$108,000. Home appreciation is 4.10% over the last year. The median age of real estate is 45 years. Renters make up 46.70% of the population. 2.70% of houses and apartments are unoccupied.

Housing	Kingsville	U.S.
Median Home Age	50 years	40 years
Median Home Cost	\$108,000	\$231,200
Home Appreciation (last 12 months)	4.10%	6.70%
Home Appreciation (last 5 years)	30.70%	35.60%
Home Appreciation (last 10 years)	37.40%	27.40%
Homes Owned	40.40%	56.00%
Housing Vacant	16.50%	12.20%
Homes Rented	43.20%	31.80%

Average Rent – Home or Apt.	Kingsville	U.S.
Studio Apartment	\$587	\$821
1 Bedroom	\$612	\$930
2 Bedroom	\$781	\$1,148
3 Bedroom	\$1,129	\$1,537
4 Bedroom	\$1,372	\$1,791

Vacant Housing	Kingsville	U.S.
Vacant for rent	2.70%	2.10%
Vacant rented	0.90%	0.50%
Vacant for sale	0.00%	1.00%
Vacant sold	0.00%	0.50%
Vacant vacation	5.60%	4.00%
Vacant other	7.20%	4.20%

Value of Owner Occupied Housing	Kingsville	U.S.
Less than \$20,000	7.00%	3.50%
\$20,000 to \$39,999	8.20%	3.10%
\$40,000 to \$59,999	14.20%	3.90%
\$60,000 to \$79,999	14.30%	5.40%
\$80,000 to \$99,999	21.90%	6.30%
\$100,000 to \$149,999	17.8%	14.70%
\$150,000 to \$199,999	10.00%	14.60%
\$200,000 to \$299,999	5.90%	18.70%
\$300,000 to \$399,999	0.60%	11.00%
\$400,000 to \$499,999	0.00%	6.20%
\$500,000 to \$749,999	0.30%	7.00%
\$750,000 to \$999,999	0.00%	2.70%
\$1,000,000 or more	0.00%	2.70%

Statistics from: *bestplaces.net* for Kingsville Texas

UTILITIES

The City provides utility services to all the residents within the city limits and to some residents and businesses in the unincorporated areas of the County. These services include water, sewer and garbage. Water is provided to all of its users via a total of 123 miles of water lines throughout the City and into portions of the County. A sufficient water supply is provided by seven water wells in the area and by the South Texas Water Authority.

Wastewater service is also provided to City residents. There are two treatment plants that collect and treat wastewater for customers. There are over 96 miles of force mains and gravity lines that carry wastewater away from customers to the treatment plants. Combined these two treatment plants collect over 1.4 million gallons of wastewater per day.

Garbage and recycling are other services provided to the residents of Kingsville. Garbage collection occurs twice a week for residential customers. Each residential customer is provided a garbage rollout for their use. The garbage trucks are equipped with automated equipment which allows for easy and quick collection of garbage. The use of this modern equipment was initiated in 2009 as a more efficient and cost effective measure to provide garbage services. This has resulted in a substantial cost savings to the City. All the garbage is transported to its regional disposal center for processing.

PUBLIC SAFETY

Police protection is provided by the Kingsville Police Department comprised of 49 sworn peace officers and staff totaling 68 members performing varied and multiple tasks. We are located on US Highway 77 (soon to be Interstate 69), a major drug pipeline into the US.

The Uniform Patrol Division makes up the largest portion of the department with a lieutenant, 4 sergeants, 3 corporals, 24 officers, a neighborhood improvement officer and a traffic enforcement officer. Their duties include vehicle and bicycle patrol, criminal enforcement, traffic enforcement, and accident investigation.

The Criminal Investigations Division is headed by a lieutenant, sergeant, corporal and six detectives who follow up investigations reported to the patrol division and participate in proactive criminal investigations. The Street Level Operations Team within the Criminal Investigations Bureau consists of a corporal, 2 interdiction/directed investigations officers and K-9 Britt whose responsibilities include targeting criminal offenses in our city and drug trafficking organizations on US 77 to include bulk narcotic and bulk currency offenses. The Crime Scene Technician is also assigned to CID and is responsible for processing crime scenes, packaging evidence, cataloguing and photographing evidence for submission to the appropriate laboratory for analysis.

The Communications Division is headed by a civilian telecommunications officer, 4 lead telecommunicators, and 10 telecommunicators who provide dispatching services for the Kingsville Police Department and the Kingsville Fire Department.

The training officer is assigned to the Support Services Division and his duties include coordination of the Citizens Police Academy, serving as the Field Training Officer Program Coordinator, as well as provide all In Service training for incoming or current officers.

The Administration Division consists of the Office of the Chief of Police, his administrative assistant and the Office of Professional Standards manned by a sergeant, conducts administrative investigations regarding officers who have violated departmental rules or policy and assist SLOT with narcotics investigations.

Our department handles well over 35,000 calls for service during a calendar year. The pride of our department is KPD's SWAT unit which received the Texas Tactical Police Officers Association, First Annual Unit Citation Award for Meritorious Service in 2007 and provides mutual aid to the Coastal Bend Area. SWAT responds to approximately 30 callouts to include low and high-risk warrant service as well as barricaded/armed subjects.

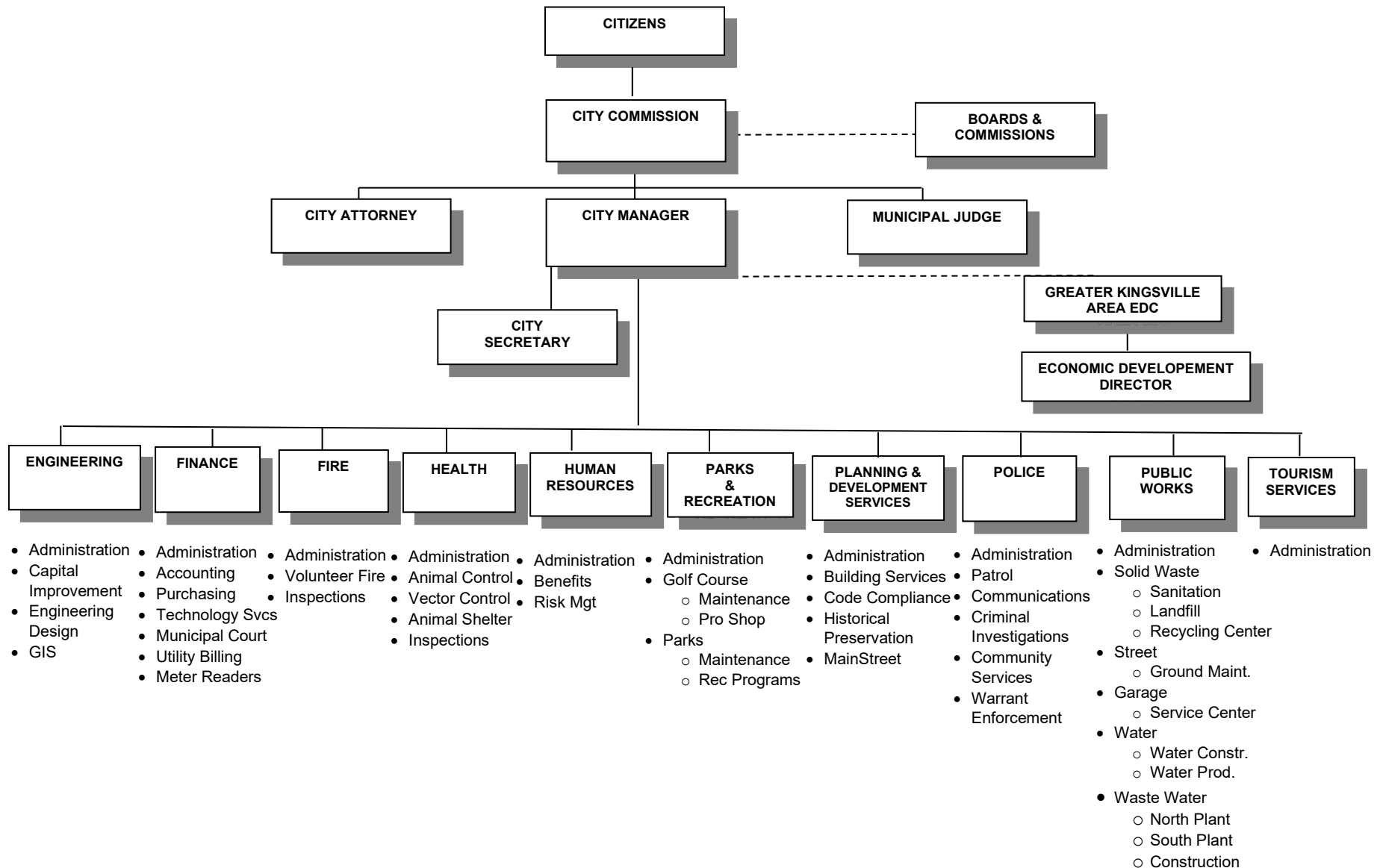
Fire, emergency medical, and emergency management services are provided to the residents of Kingsville by the Fire Department/Office of Emergency Management. Currently, the City has two fire stations, two fire engines and two ambulances used to provide frontline emergency services. In addition, other apparatus is available such as: aerial platform, reserve ambulance, brush vehicle, rescue vehicle, high profile water rescue vehicle, zodiac boat, and an emergency response vehicle & trailer which can be deployed if needed. There are 34 full time and one part-time personnel that assists with the operation of the Fire Marshal's Office. Thirty-one of them are firefighters and four are support staff. Fifteen of the firefighters are certified EMT paramedics, three are EMT intermediates and thirteen are EMT basics. Over a course of a year, the fire department responds to approximately 3,600 fire and EMS calls within the City of Kingsville and surrounding communities.

RECREATION

In an effort to provide better recreation and leisure services to the community, in October 2014, the City took over control of the parks and golf course from Kleberg County. Under the management of the City, many Park improvements have been made and will continue to be made to improve the quality of life for the residents of the community. In an agreement between the City and County, the County will provide financial contributions to help with the operations and maintenance of the parks and golf course. Recreational and leisure services are provided by 195 acres of parks and playgrounds, 12 baseball and softball fields, 12 soccer fields, 2 cricket pads, a recreational center, a BBQ hut, horse stalls, camping areas, a rodeo arena, a skate park, a swimming pool and a golf course.



FISCAL YEAR 2020-2021 ORGANIZATION CHART



DOCUMENT GUIDE

The Document Guide provides users with a description of the major sections within the budget document. It provides a guide on how to find information and what is included in each section.

BUDGET DISCUSSION

This section includes the Budget Message which provides an overview of the City's budget. It includes multiple topics including revenues, expenditures, fund balances, future projections, current major projects and future projects. The process the City undertakes during the budget season to prepare and present the budget along with how the budget is maintained throughout the year after the budget has been adopted is also discussed. A city profile, organization chart, listing of Boards and Commissions, fund structure summary, policy and procedure listing and master fee schedule are presented in the budget discussion.

CONSOLIDATED REVENUES & EXPENDITURES

This section provides a budget summary of consolidated revenues and expenditures for all funds.

OVERVIEW OF FUNDS BY TYPE

This section presents consolidated revenues and expenditures by fund type. For all funds with departments and divisions that have employees, mission statements, descriptions along with goals and objectives, organizational charts and FY 19-20 budget highlights are presented.

Funds have been broken into the following categories:

- Governmental Funds
- General Fund Capital Projects
- General Debt Service
- Tourism Fund
- Police Seizure Funds
- Grant Funds
- Enterprise-Utility Funds
- Self Insurance Fund

GLOSSARY

This section provides definitions on terms that are used throughout the document to assist the reader.

BUDGET PROCESS

PURPOSE OF A BUDGET

A city's budget is the single most important document prepared each year. It provides controls over expenditures by setting guidelines for spending. A budget allows for monitoring of goals and objectives set by the City and identifies areas of concern. During the budget process, goals and priorities are set which give direction on where monies will be allocated within the budget. Input from various groups such as citizens, public interest groups, businesses, city departments and other entities provide guidance during the budget development process. Copies of the budget, which are available to the public, give residents the ability to observe how tax dollars are spent and allows them to give their input regarding needs of the community.

BASIS OF BUDGETING

Operating budgets are adopted on a basis consistent with generally accepted accounting principles as promulgated by the Governmental Accounting Standards Board (GASB), with exceptions, including that depreciation is not included in the budget, capital purchases are budgeted in the year of purchase, un-matured interest on long-term debt is recognized when due, and debt principal is budgeted in the year it is to be paid.

BUDGET STRUCTURE

The accounts of the city are organized on the basis of funds and account groups, each of which is considered to be a separate accounting entity. Each fund can be generally thought of as a small business. The operations of each fund are maintained using a set of self-balancing accounts which comprise its assets, liabilities, fund equity, revenues and expenditures. City resources are budgeted to the individual funds, by account and are controlled within the individual fund. The Fiscal and Budgetary Policies adopted as part of this budget require that a budget be prepared for each of these funds.

General Governmental Funds

General Fund
 Municipal Court Building Security
 Golf Course Capital Maintenance
 Solid Waste Capital Projects
 Landfill Closure
 General Fund Capital Projects
 Street Maintenance
 Park Maintenance
 Insurance Claim Recovery
 Vehicle Replacement-Fire
 Economic Development
 COVID19-Cares Act
 Vehicle Replacement-Police
 Vehicle Replacement-Public Works
 Property Tax Reserves

Grant Funds

Law Enforcement Police
 Law Enforcement Fire
 Texas Historical
 Police Stonegarden
 Police Borderstar
 Emergency Management Services
 JAG
 Red Ribbon
 DOJ JAG Grant
 Homeland Security
 Computer Lease
 TXCDBG Main Street
 FEMA
 Texas Parks & Wildlife
 Texas Capital

General Fund Capital Projects

CO Series 2016
 CO Series 2002-2002A
 CO Series 2011
 CO Series 2013 Street

TXCDBG #7215270
 DEAAG
 TXCDBG #7218269
 Texas Parks & Wildlife - 2019
 National Trust Preservation
 Safe Routes to School Grant
 TXCDBG #7219192
 Assistance to Firefighters Grant

General Fund GO Debt Service

GO Debt Service

Internal Service Fund

Insurance

Special Revenue Funds

Tourism
 Tourism Façade Grant
 JK EDA Grant
 JK Venue Tax
 Police State Seizure
 Police Federal Seizure
 Municipal Court Technology

Enterprise Funds

Utility Debt Service
 Utility
 Utility Fund Capital Projects
 Stormwater
 CO Series 2005
 CO Series 2011
 CO Series 2013-Drainage

BUDGET LEVELS

There are multiple levels within each budget. These levels include the Fund, Department, Division, Category and Object. When monies are budgeted, they are budgeted at the Division level and allocated to various line-item (objects) accounts. To illustrate these levels, an example is provided below:

Fund: Utility
Department: Water
Division: Water Construction
Category: Supplies
Object: Medical Supplies

BUDGET PREPARATION PROCESS

Budgetary control is maintained with the annual adoption by Commissioners of an operating budget no later than September 30th. The City’s fiscal year runs from October 1 to September 30. This is required by Texas state law and by City Charter. This process requires the cooperation of the City Commission, City Manager, Finance Department, department heads and their supporting staff. The budget process is a thorough review of every revenue and expenditure line-item within each department and division.

In April, the Finance Director meets with department heads to discuss the current budget season. A budget workbook is provided to the department heads which explains the budget process and what each department must do to assist with the budget preparation process.

The finance department calculates the expected annual and department requested amounts for revenue line items and certain expenditure items such as personnel expenses, utilities and gas & oil expenses. In June, each department is required to provide financial information such as expected annual and department requested amounts for all other expenditure items. Departments may submit supplemental requests for funds that may be needed in excess of their core budgets. There are four types of budget supplemental requests. They are personnel, information technology, capital outlay and expenditure. Supplemental personnel requests would include adding additional position(s), grade changes, transfers, etc. Informational Technology requests contain items that are specifically related to technology items. Capital outlay requests are for items such as capital projects, vehicles, machinery and equipment. Supplemental expenditure requests include any other requests that would not be included in the other three categories. The City Manager evaluates each request and decides on whether or not to approve each supplemental request.

At the beginning of July, the City Manager is provided a draft budget with all supporting documentation for his/her review. After the review is completed, changes are submitted to the Finance department to be included in the budget. The finance department will update the draft budget and resubmit the budget proposal to the City Manager for a second review. This will also include the certified tax rolls which are provided by the Appraisal District. The tax rolls give the City an idea of how much property tax revenue will be received which helps to make revenue predictions. Increased revenues allow for more monies to work with and vice versa. After the second review is completed, the Finance Department will make the changes submitted by the City Manager. At this time, charts, graphs and other documentation are prepared. At the end of July, the final proposed budget is sent to the City manager.

During the month of August, the City Manager will review and make additional changes to the budget if deemed necessary. Also, the City Manager will draft a budget message which will be included in the budget proposal. The budget message will provide in summary form important highlights of the City's finances. Tax rate discussions are held by the Commission and public hearings for any tax increases are scheduled at this time for the end of August and beginning of September.

Budget workshops are held at mid to the end of August. During these workshops, the City manager and Department Directors go before the Commission to outline what funds are being requested for the fiscal year. Each department's goals and objectives are outlined to provide guidance during the budget decision making process. The City Commission may accept, reject or alter any portion of the proposed budget. During this time, discussions take place regarding the budget and requests for funds. The public is invited to give their input on the proposed tax rate and any budget items they wish to discuss. Public input allows the Commission to learn what the public needs are and what they are concerned about. This helps to guide decision making regarding the future of the City. Later, if needed, budget amendments are prepared and introduced. At the end of September, the final budget is adopted and filed with the City Secretary.

Copies of the adopted budget are disseminated to all the Commissioners, Department Heads, Kleberg County, Public Library (for public viewing) and the media.

The Ad Valorem tax projections are a major component of all City budget discussions. When the certified tax rolls from the Kleberg County Appraisal District are released in late July, the County Tax Assessor will prepare the Truth In Taxation no new revenue tax and voter approved tax worksheets with input from the Finance Department. Once this information is compiled, the budget is presented to City Commissioners in early August.

ANNUAL OPERATING BUDGET

Budgeting is an essential element of the financial planning, control and evaluation process of the municipal government. The “operating budget” is the City’s annual financial operating plan. The annual budget includes all of the operating departments of the general fund, utility fund, tourism fund, debt service fund plus other various funds.

Texas Local Government Code Section 102.002 of the Texas State Statutes requires that “The budget officer shall prepare each year a municipal budget to cover the proposed expenditures of the Municipal government for the succeeding year.” Because there are no provisions for a municipal budget in the Kingsville City Charter, Chapter 102 of the Texas Local Government Code shall apply.

- A. Planning – The budget process includes City Commission participation in the identification or major policy issues. The budget process is a part of an overall strategic planning process for the City. The process also allows for citizen input.
- B. Preparation – The City Manager is designated as the budget officer and is required to provide an itemized budget. The Commission reviews the proposed budget and revises it as deemed appropriate prior to general circulation for public hearing.
 1. Proposed Budget – A proposed budget is prepared by the City Manager with participation of all City Department Directors. In accordance with the Texas Local Government Code Section 102, the City Manager is required to provide an itemized budget, file the proposed budget with the Municipal Clerk for public inspection and ensure that the governing body holds any and all required public hearings and that special notice by publication is made for the hearing.
 2. Adoption – Upon finalization of the budget appropriations, the City Commission holds a public hearing, and subsequently adopts by ordinance the final budget. The budget is effective for the fiscal year beginning October 1st. In accordance with the Texas Local Government Code, the City Commission shall adopt the budget by ordinance not later than the 30th day of September. Adoption of the budget requires a record vote and shall constitute appropriations of the amount specified therein as expenditures from the funds indicated and shall constitute a levy of the property tax therein proposed.
- C. Revenue Estimates – In order to maintain a stable level of services, the City uses a conservative, objective and analytical approach when preparing revenue estimates. The

process includes the analysis of probable economic changes and their impacts on revenues, historical collection rates and trends in revenues. This approach should reduce the likelihood of actual revenues falling short of budget estimates during the year, which could otherwise result in mid-year service reductions.

- D. Balanced Budget – The goal of the City is to balance the operating budget with current revenues, whereby, current revenues match and fund on-going expenditures/expenses. Based on needs, there may be times when fund balances are used to pay for non-recurring projects and/or expenditures.
- E. Reporting – Summary financial reports will be presented to the City Commission quarterly, at a minimum. These reports will be in a format appropriate to enable the City Commission to understand the overall budget and financial status. Such records are to be made public by the Commission during open meeting. The financial records of the City will be maintained in accordance with accepted principles recommended by the Government Accounting Standards Board (GASB) and the American Institute of Certified Public Accounts.
- F. Control and Accountability – Each Department Director, appointed by the City Manager, is responsible for the administration of his/her departmental budget. Department Directors may request a transfer of funds within a department budget. All transfers of appropriation within a department require the Finance Director’s approval. All budget amendments and transfers of appropriations between departments require City Commission approval. A listing of all budget amendments is filed annually, no later than September 30th with the Municipal Clerk.

STATUTORY REQUIREMENTS TRUTH IN TAXATION

The Texas Constitution and Property Tax code establish guidelines for taxing units to follow when adopting tax rates. This guide to tax rate setting is also known as “truth-in-taxation.” The truth-in-taxation laws have two purposes:

- 1) to make taxpayers aware of tax rate proposals and,
- 2) to allow taxpayers, in certain cases, to roll back or limit a tax increase.

Beginning in early August, the City takes the first step toward adopting a tax rate by working with the County Tax Assessor/Collector in calculating and publishing the no new revenue and voter approved tax rates.

No New Revenue Tax Rate: The no new revenue tax rate is a calculated rate that would produce the same total taxes as last year when properties taxed in both years are compared. If property values rise, the no new revenue tax rate will go down and vice versa. The objective of the no new revenue tax rate is to generate equal tax revenues using taxable valuation from different years.

Voter Approved Tax Rate: The voter approved tax rate is a calculated maximum rate allowed by law without voter approval. The voter approved tax rate provides the City the same amount of tax revenue spent the previous year for day-to-day operations, plus an extra three and one-half percent (3.5%) increase for those operations plus sufficient funds to pay debt service in the coming year.

If an adopted rate is higher than the voter approved tax rate, voters can circulate a petition calling for an election to limit the size of the tax increase.

BUDGET CONTROL AND AMENDMENT

The City of Kingsville's Annual Budget is adopted by funds. The budget, as adopted by the City Commission, is subject to change or amendment by formal action of the City Commission. The City has five levels of detail in the operating budgets – the fund, department, division, category, and object.

Department Directors are authorized to transfer between line items within a department. City Manager approval is necessary for transfers between Departments and Commission ordinance is required for transfers between Funds.

During the fiscal year, budgetary control is maintained through monthly review of budget reports. The responsibility for budgetary control lies with the Department Director. Department Directors have the flexibility within their department to move money from one expenditure line item to another with the exception of Personnel, Utilities, Motor Gas and Oil, and Operating Leases. Appropriations not expended by departments at the end of the fiscal year will lapse and will close out into Fund Balance. These funds are then available to be appropriated the following fiscal year by the City Commission.

BUDGET MAINTENANCE AND ADJUSTMENT

Budget Transfers within Department/Division

After the adoption of the final version of the budget, the budget is maintained by the Finance Department and the Department Heads. It is the responsibility of each Department Head to closely monitor their budget to be sure they are not exceeding their budget which has been allocated to them. If more monies are needed for a particular expenditure line-item, the department head may submit a budget transfer request to the Finance Department. A budget transfer allows for funds to be transferred from one line-item to another within a department or division. After the request is authorized by the Finance Director, the request is processed by the Finance staff.

Budget Transfers between Departments

If a department head wishes to have monies transferred from one department to another, approval from the City Manager and Finance Director is required. Transfers within one fiscal year are not allowed to increase or decrease a department's budget by more than 10%. If the transfers affect a department's budget by more than 10%, a budget amendment approved by the Commission is required. A summary of all transfers which fall under the 10% rule will be given to the Commission on a quarterly basis.

Budget Transfers between Funds

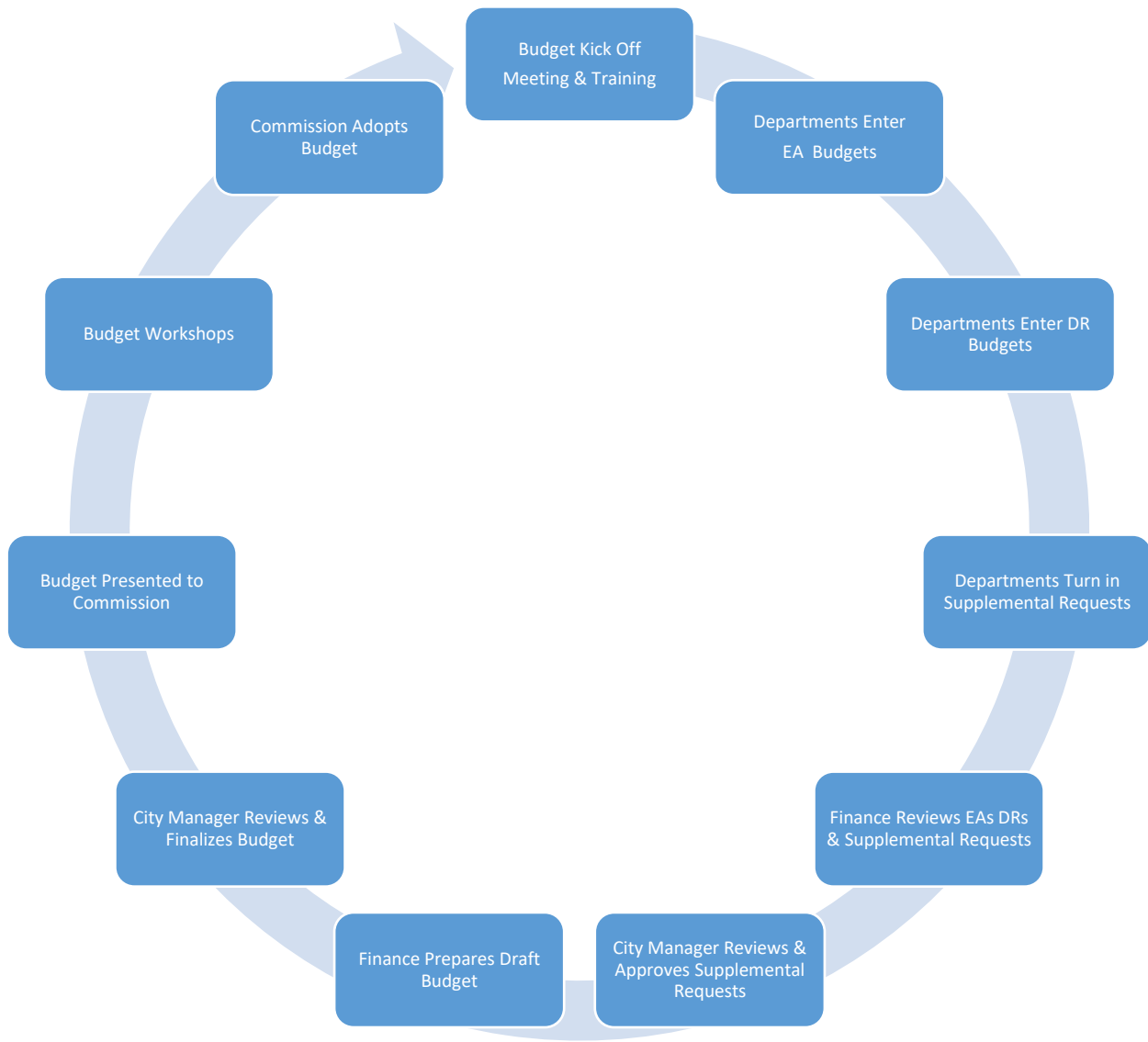
If a department head wishes to have monies transferred from one fund to another, approval from the City Commission is required. If a department wishes to increase its budget after final adoption, the department head must get approval from the City Commission and a budget ordinance must be passed. All of these procedures are in place to ensure that budgets are adhered to and to prevent arbitrary and unnecessary spending.

Budget Amendments

The City Commission can, at its discretion, amend the budget in response to current needs or unexpected occurrences/emergencies.

- Emergencies – If an unexpected event or emergency occurs which requires immediate attention; the City Commission can convene to adopt a budget amendment to provide monies needed to address the issue.
- Deficits – If it is discovered that revenues are less than projected, a budget amendment may be authorized by the City Commission to reduce the amount of funds appropriated to certain departments to prevent deficits. Municipalities are required by state law to pass and adhere to a balanced budget.
- Increases – If the City Manager and Department Head needs additional funding for certain items or projects, the City Commission can issue a budget amendment to provide additional funding provided there are funds available.

BUDGET PROCESS FLOW



Budget Kickoff Meeting

The budget kickoff meeting is normally held in May to go over the process, key changes and provides an opportunity for new employees to receive training on how to enter their budget and allow other employees a refresher course on the budget process.

Departments Enter EA's & DR's

Each department has the responsibility of entering their estimated annual (EA) amounts which is the amount that they expect to spend for the current fiscal year. Once these amounts are entered, this becomes their new budget that they need to adhere to as much as possible. The department

requested (DR) is the amount that they are requesting up to their core budget. They are not allowed to enter anything above their core budget.

Supplemental Requests

Departments are required to complete supplemental requests for anything above the core budget in reference to Personnel changes, Technology, Capital Outlay and Expenditure line item increases. Once the Supplemental Requests are reviewed and approved, Finance records them in the Proposed Budget.

Draft Budget Preparation

Finance prepares and submits the draft budget to the City Manager for review and approval. Once the budget is approved, the City Manager reviews the proposed budget with the Directors.

Budget Workshops

During August, a series of Budget Workshops are held with the City Commission and this is their opportunity to hear from each department and make changes to the Proposed Budget. At the end of the workshops, the budget is finalized.

Budget Adoption

In mid-September, the Budget is adopted by City Commission.

CITY OF KINGSVILLE
BUDGET CALENDAR FISCAL YEAR 2020-2021

Day	Date	Description
April 06 – April 10: Working on Budget Reductions		
April 13 – April 17: Working on Budget Reductions & Quarterly Report		
April 20 – April 24: Working on Budget Calendar		
Friday	April 24	Chief Appraiser prepares and certifies to the tax assessor for each county, municipality, and school district participating in the appraisal district an estimate of the taxable value. <i>(Tax appraisal district)</i>
April 27 – May 01:		
Monday	April 27	Regular Commission Meeting
Mon – Fri	April 27 – May 1	Departments working on Dept Profile packets – due 5/01
Monday	April 27	Provide department Directors and City Manager with draft proposal of FY 2020 Budget Calendar
		Provide department Directors with draft Department Profile packets – due Thurs 5/01 to Finance
May 04 – May 08:		
Mon – Fri	May 04–May 08	Finance Reviews Department Profile Submittals and works with Departments if more information is needed
		Department working on entering budget and completing supplemental requests – EA’s due Fri 5/15 - Supp Req due Fri 05/29
May 11– May 15:		
Monday	May 11	Regular Commission Meeting
		Deadline for submitting appraisal records to ARB. <i>(Tax appraisal district)</i>
		City Commission Workshop to discuss goals and Commission specific projects they would like to see accomplished.
Mon-Fri	May 11-May 15	Department working on entering budget and completing supplemental requests – EA’s due Fri 5/15 - Supp Req due Fri 05/29
		Finance to finalize and enter Certificate of Obligation expenditures, debt service, transfers and other non-departmental and special budget accounts
Friday	May 15	Department EA’s entered into the system are due
May 18 – May 22:		
Mon – Thurs	May 18-May 22	Department working on entering budget and completing supplemental requests – DR’s due Fri 5/22 – Suppl Req due Fri 05/29
		Finance reviews department EA’s

CITY OF KINGSVILLE
BUDGET CALENDAR FISCAL YEAR 2020-2021

Day	Date	Description
Friday	May 22	Department DR's entered in the system are due
May 25 – May 29:		
Monday	May 25	City Holiday – Memorial Day
Tuesday	May 26	Special Commission Meeting Due to Holiday
Mon – Thurs	May 25 – May 29	Departments working on supplemental requests – Due Friday 05/29
		Finance reviews department DR's
Friday	May 29	Supplemental requests are due to Finance
June 1 – June 05:		
Mon-Thurs	June 1-June 05	HR, Payroll, Finance working on compensation benefits spreadsheets and all other salary related schedules that are due on Friday 6/05
		HR Working on Internal pay equity recommendations, org chart change recommendations due 6/05
		HR/Purchasing/IT reviewing supplemental forms and signing off on the forms
Friday	June 05	Compensation worksheet & other salary related schedules due on Friday 06/05.
		HR Working on Internal pay equity recommendations, org chart change recommendations due 6/05
June 08 – June 12:		
Monday	June 08	Regular Commission Meeting
		Special Commission meeting for an insurance workshop and budget update.
		Finance provides FY 2021 compensation and benefits spreadsheets to City Manager
		Finance submits recommended internal equity pay adjustment for FY 2021 to City Manager
		Finance submits org chart change recommendations to the City Manager.
Mon-Fri	June 08-June 12	Finance prepares supplemental logs – due to CM 6/12
		Finance submits supplemental logs, and backup documentation to City Manager – 6/12
June 15 – June 19:		
Mon – Thurs	June 15–June 18	City Manager reviews compensation and benefits spreadsheets, internal equity pay adjustment requests, org chart change recommendations and supplemental logs and backup.

CITY OF KINGSVILLE
BUDGET CALENDAR FISCAL YEAR 2020-2021

Day	Date	Description
Friday	June 19	City Manager submits to finance approved compensation changes, internal equity pay adjustments, org chart changes and supplemental forms are due to Finance.
June 22 – June 26:		
Monday	June 22	Regular Commission Meeting
Mon – Thurs	June 22-June 25	Finance prepares draft budget – due June 26
Friday	June 26	Finance Director to provide City Manager with draft budget detail for all funds and departments and fund balance schedules/summaries.
June 29– July 03:		
Mon – Friday	June 29 – July 03	City Manager reviews and prepares any changes to draft budget – due Mon 7/06.
July 06 – July 10:		
Monday	July 06	City Manager provides changes to Finance
Mon – Fri	July 06-July 10	Finance reviews changes submitted by City Manager and prepares updated budget. Updated budget is due Friday 7/10.
Friday	July 10	Finance gives updated budget to CM
July 13 – July 17		
Monday	July 13	Regular Commission Meeting Budget updated and workshop with Commission
Mon-Tues	July 13-July 14	CM reviews updated budget and gives to Finance at the end of day.
Mon-Thurs	July 14 – July 17	Finance prepares schedules & letter to calculate the tax rate for Melissa De La Garza.
Friday	July 17	<i>Certification of anticipated collection rate by Tax Collector (Tax Appraisal District)</i>
July 20 – July 24:		
Mon – Friday	July 20-July 24	Finance updates budget with changes
Friday	July 24	<i>Deadline for Chief Appraiser to certify rolls to taxing units. (Tax Appraisal District)</i> <i>Submission of effective and rollback tax rates to the governing body. (Tax Appraisal District)</i>
		Finance to provide City Manager with FY 2021 Budget Review Packet including fund balance projections for FY 19-20 & FY 20-21

CITY OF KINGSVILLE
BUDGET CALENDAR FISCAL YEAR 2020-2021

Day	Date	Description
July 27 – July 31:		
Monday	July 27	Regular Commission Meeting
		Finance staff to give Tax Assessor PO # for the newspaper to publish the Notice of Public Hearing on Tax Increase – tax and budget hearings
Mon – Fri	July 27 – July 31	City Manager works on budget message – due 7/31
		Finance completes changes submitted by City Manager and prepares all charts, graphs and other supplemental materials. Due Friday 7/31
		Finance finalizes budget – due 7/31
Wednesday	July 29	<i>Calculation of effective and rollback tax rates. (Tax Appraisal District)</i>
Thursday	July 30	Finance updates budget with new tax rate calculation numbers for revenues.
Friday	July 31	City Manager Budget Message due
		Finance presents to CM the finalized budget
August 03 – August 07		
Mon – Fri	Aug 03-Aug 07	Finance prints budget for disbursement
Thursday	August 6	<i>Publish Notice of Public Hearing on Tax Rates – first ¼ page notice in newspaper</i>
Friday	August 07	Distribute City Manager’s FY 20-21 Proposed Annual Budget to Mayor and City Commissioners
		Distribute budget to Department Heads
		File draft Budget with City Secretary (before 30th day before budget adoption on September 14)
August 10 – August 14:		
Monday	August 10	Regular Commission Meeting
		<i>Accept certified tax rolls from Chief Appraiser</i>
		<i>Discuss tax rate, if proposed tax rate will exceed the roll back rate or the effective tax rate whichever is lower, take record vote and schedule public hearings (8/31 & 9/8)</i>
		<i>Accept certification of anticipated collection rate by tax collector</i>
		<i>Provide media with public notice announcing public hearing on City Manager’s FY 2020-21 Proposed Annual Budget</i>

**CITY OF KINGSVILLE
BUDGET CALENDAR FISCAL YEAR 2020-2021**

Day	Date	Description
		Finance staff to provide Tax Assessor PO # for the newspaper to publish the Notice of Public Hearing on Tax Rates
		Deliver Notice of Tax Revenue Increase to newspaper for publishing on Thursday 8/20
		Deliver debt service statement and schedules to the newspaper for publishing on Thursday 8/20
Mon – Fri	Aug 10– Aug 14	Everyone reviewing budget and preparing for budget workshops
		Working on Power Point Presentations for Budget Workshops on 8/17 & 8/18
Friday	August 14	<i>Put notice of tax revenue increase, if any, on city web site</i>
		<i>(Note: The notice of public hearings on the tax rate MUST stay on the City’s website from the day publication of the 1st notice of public hearing until the 2nd public hearing is concluded)</i>
		<i>Proposed Budget due to City Secretary to be posted to City website.</i>
August 17 – August 21		
Monday	August 17	Special Meeting 1 st BUDGET WORKSHOP
Tuesday	August 18	Special Meeting: 2 nd BUDGET WORKSHOP
Thursday	August 20	<i>Publish “Notice of Tax Revenue Increase”, second ¼ page notice in newspaper (do before meeting to adopt tax rate)</i>
August 24 – August 28:		
Monday	August 24	Regular Commission Meeting
		Introduce ordinances (if any) for increase to user fees, rates and customer charges
Tuesday	August 25	Special Commission Meeting 3 rd BUDGET WORKSHOP
Wednesday	August 26	Special Meeting 4 th BUDGET WORKSHOP
		Schedule and announce meeting to adopt tax rate 3-14 days from this date

CITY OF KINGSVILLE
BUDGET CALENDAR FISCAL YEAR 2020-2021

Day	Date	Description
Friday	August 28	<i>72-hour notice for public hearing.</i>
		<i>Put notice of tax revenue increase, if any, on city web site</i>
August 31 – September 04		
Mon-Fri	August 31-Sept 04	Week to make any final changes due to budget workshop discussions.
September 07– September 11:		
Monday	September 7	City Holiday – Labor Day
Tuesday	September 8	<i>Special Meeting: Public Hearing on Tax Rate Public Hearing on City Manager’s FY 2019-20 Proposed Annual Budget (as amended) & First Reading of Ordinance on Tax Rate</i>
Friday	September 11	<i>72-hour notice for meeting at which governing body will adopt tax rate. Post the agenda for Monday meeting.</i>
September 14 – September 18:		
Monday	Sept 14	<i>Regular Commission Meeting: Adoption of City Manager’s FY 20-21 Proposed Annual Budget (as amended)</i>
		<i>Adoption of tax rate (meeting is 3-14 days after public hearing; must adopt tax rate by Oct 1st or 60 days after receiving certified tax appraisal roll, whichever is later)</i>
		<i>Step 1 – roll call vote on budget</i>
		<i>Step 2 – action item to ratify tax increase</i>
		<i>Step 3 – roll call vote on tax increase</i>
		Introduce the end of FY 2019-20 budget amendments
		Adoption of ordinances (if any) for utility rate or permit increases
September 21 – September 25:		
September 28 – September 30:		
Monday	Sept 28	Regular Commission Meeting: Final passage of the end of FY 2018-19 budget amendments
Wednesday	September 30	<i>File FY 2020-21 Adopted Annual Budget with City Secretary</i>
		<i>File FY 2020-21 Adopted Annual Budget with the County Clerk</i>
		<i>Post FY 2020-21 Adopted Annual Budget on city website</i>
		<i>File FY 2020-21 budget amendments with County Clerk</i>

**CITY OF KINGSVILLE
BUDGET WORKSHOPS AGENDA WITH CITY COMMISSION
PROPOSED BUDGET FY 20-21**

<u>Schedule</u>	<u>Presenter</u>	<u>Page #</u>
Monday – August 17, 2020 – Special Meeting		
• Budget Overview	Mark McLaughlin	
• Organization & Staff Overview	Mark McLaughlin	
• Sales Tax & Ad Valorem Tax Snapshots	Mark McLaughlin	
• Proposed Tax Rate	Mark McLaughlin	
• Supplemental Requests	Mark McLaughlin	
• Fund 138 - Insurance Fund	Diana Gonzales	
• Administration		
○ Non-Department Revenues	Mark McLaughlin	
○ City Commission	Mark McLaughlin	
○ City Manager	Mark McLaughlin	
○ City Special	Mark McLaughlin	
○ Human Resources	Diana Gonzales	
○ Legal	Courtney Alvarez	
○ Planning & Development Services		
▪ Revenues	Uche Echeozo	
▪ Administration	Uche Echeozo	
▪ Building Services	Uche Echeozo	
▪ Code Compliance	Uche Echeozo	
▪ Downtown & Historical Preservation	Uche Echeozo	
▪ Fund 101–TXCDBG Grant 7219192	Uche Echeozo	
○ Finance		
▪ Revenues		
▪ Finance Administration	Deborah Balli	
▪ Municipal Court	Victoria Butler	
▪ Facilities Management	Charlie Sosa	
▪ Information Technology	Kyle Benson	
• Quality of Life		
○ Health & Animal Control	Emilio Garcia	
○ Park & Recreation		
▪ Revenues	Susan Ivy	
▪ Park Administration	Susan Ivy	
▪ Parks Maintenance	Susan Ivy	
▪ Parks Recreational & Seasonal	Susan Ivy	
▪ Fund 093 – Park Maintenance	Susan Ivy	
▪ Fund 094 – TX Parks & Wildlife	Susan Ivy	
○ Golf Course		
▪ Revenues	Israel Vasquez	
▪ Golf Maintenance	Israel Vasquez	
▪ Pro Shop	Israel Vasquez	
▪ Fund 026 - Golf Course Maintenance	Israel Vasquez	

**CITY OF KINGSVILLE
BUDGET WORKSHOPS AGENDA WITH CITY COMMISSION
PROPOSED BUDGET FY 20-21**

<u>Schedule</u>	<u>Presenter</u>	<u>Page #</u>
<u>Tuesday – August 18, 2020 – Special Meeting</u>		
• Economic Development	Manny Salazar	
• Fund 098 – Economic Development	Mark McLaughlin	
• Tourism		
○ Fund 002 – Tourism Fund	Janine Reyes	
○ Fund 202 – Façade Grants	Janine Reyes	
○ Fund 203 – JK EDA Grant	Janine Reyes	
○ Fund 204 – JK Venue Tax Fund	Janine Reyes	
• Police Department		
○ Administration	Ricardo Torres	
○ Patrol	Ricardo Torres	
○ Communications	Ricardo Torres	
○ Criminal Investigations	Ricardo Torres	
○ Community Services	Ricardo Torres	
○ Warrants Enforcement	Ricardo Torres	
○ Fund 005 – Chapter 59	Ricardo Torres	
○ Fund 009 – Law Enforce PD	Ricardo Torres	
○ Fund 028 – Federal Asset Seizure	Ricardo Torres	
○ Fund 050 – DOJ JAG Grant	Ricardo Torres	
• Fire Department		
○ Fire Administration	JJ Adame	
○ Volunteer Fire	JJ Adame	
○ Fund 027 – EMS	JJ Adame	
○ Fund 097 -Vehicle Replacement-Fire	JJ Adame	
• Compensation & Benefits	Diana Gonzales	
• Supplemental Benefits	Diana Gonzales	
• Policy Changes	Mark McLaughlin	
<u>Tuesday – August 25, 2019 – Special Meeting</u>		
• Public Works-General Fund		
○ Solid Waste	Bill Donnell	
○ Recycle Center	Bill Donnell	
○ Sanitation Collection	Bill Donnell	
○ Landfill	Bill Donnell	
○ Service Center	Bill Donnell	
○ Garage	Bill Donnell	
○ Streets	Bill Donnell	
• Fund 092 - Street Maintenance	Bill Donnell	
• Fund 087 - Solid Waste Capital Projects	Bill Donnell	
• Fund 090 - Landfill Closure	Bill Donnell	
• Utility Fund 051		

**CITY OF KINGSVILLE
BUDGET WORKSHOPS AGENDA WITH CITY COMMISSION
PROPOSED BUDGET FY 20-21**

<u>Schedule</u>	<u>Presenter</u>	<u>Page #</u>
○ Water Construction	Bill Donnell	
○ Water Productions	Bill Donnell	
○ Ground Maintenance	Bill Donnell	
○ Wastewater – North Plant	Bill Donnell	
○ Wastewater – South Plant	Bill Donnell	
● Collections		
○ Utility Billing	Sharon Shaw	
○ Meter Readers	Sharon Shaw	
● Engineering		
○ Engineering Administration	Rudy Mora	
○ Capital Improvements	Rudy Mora	
○ Fund 054 - UF Capital Projects	Rudy Mora	
○ Fund 055 - Storm Water	Rudy Mora	
○ Fund 066 – CO Series 2011	Rudy Mora	
○ Fund 068 - Drainage	Rudy Mora	
○ Fund 100 – TASA Grant	Rudy Mora	
○ Miscellaneous Infrastructure Updates	Rudy Mora	
<u>Wednesday – August 26, 2019 – Special Meeting</u>		
● Miscellaneous Funds:		
○ Fund 025 – Building Security	Deborah Balli	
○ Fund 031 – MC Technology	Deborah Balli	
○ Fund 105 - Vehicle Replacement-PD	Mark McLaughlin	
○ Fund 106 - Vehicle Replacement-PW	Mark McLaughlin	
○ Fund 120 - Property Tax Reserves	Mark McLaughlin	
○ Fund 033 - CO Series 2016	Mark McLaughlin	
○ Fund 084 – DEAAG Grant	Mark McLaughlin	
○ Debt Service Funds		
▪ GO Debt Service Fund 011	Deborah Balli	
▪ UF Debt Service Fund 012	Deborah Balli	
● Miscellaneous Items		
○ Transfers	Deborah Balli	
○ Fund Balances	Mark McLaughlin	
● Circle Back Items		
○ Tax Rate Discussion	Mark McLaughlin	
○ Insurance Plan Design Changes	Mark McLaughlin	
○ Insurance Incentive Program	Mark McLaughlin	
○ Water/Sewer Rates	Mark McLaughlin	
○ Compensation Plan Changes	Mark McLaughlin	
○ Fee Changes	Mark McLaughlin	
○ Overall Proposed Budget Changes	Mark McLaughlin	



SUPPLEMENTAL REQUESTS – PERSONNEL

CITY OF KINGSVILLE FY 20-21 PERSONNEL REQUESTS

Description	Type	Amount	CM Approved
General Fund			
1010-Administration			
Public Information Officer Stipend	New	\$12,092	\$12,092
1604-Downtown Manager			
Downtown Manager Increase	Increase	\$3,670	\$0
1701-Recycling			
Overtime for Recycling Tech	Increase	\$1,342	\$1,342
1801-Finance			
Accounting Assistant to Staff Accountant	Increase	\$10,971	\$0
1806-I.T.			
Help Desk Position (PT position was removed)	Increase	\$55,910	\$0
2101-Police			
TCOLE Specialist Increase-PD Admin to Specialist \$15.88 to \$16.50	Increase	\$5,097	\$5,097
PT Audio Video Tech Position to FT Help Desk Tech \$12.53 to \$14.10 - 1508 hours to 2080 hours	Increase	\$20,177	\$20,177
2104-Police			
Evidence Clerk - Grade 2-Step 1 - \$10.72/hour	New	\$47,579	\$12,013
2200-Fire			
Fire Prevention Customer Service Rep	New	\$48,638	\$0
5-Entry Level Fire Fighters (full-time) - \$71,009.25 ea	New	\$355,047	\$0
4503-Park Maintenance			
Part-time Maintenance Increase from 19 hrs to 29 hrs	Increase	\$6,545	\$6,545
Total General Fund		\$567,068	\$57,266
Utility Fund			
6002-Water Production			
Water Production Operator	New	\$55,910	\$0
6201-Collections			
Position Name Change to Billing Specialist II - 1 Class	Change	\$1,407	\$0
8000-Engineering			
GIS Technician/Engineering Tech	New	\$52,041	\$0
Overtime	New	\$1,168	\$0
Total Utility Fund		\$110,526	\$0

Totals		
General Fund	\$567,068	\$57,266
Utility Fund	\$110,526	\$0
	\$677,594	\$57,266



SUPPLEMENTAL REQUESTS – EXPENDITURES

CITY OF KINGSVILLE FY 20-21 EXPENDITURE REQUESTS

Description	Type	Amount	CM Approved
Fund 001 - General Fund			
City Commission			
Cell Phones 001-5-1000-31100 Communications	Permanent	\$2,800	\$2,800
City Special			
November Election 001-5-1030-32600 Elections	One-time	\$30,000	\$24,000
Planning & Development			
Production of City Comprehensive Plan 001-5-1601-31400 Professional Services	One-time	\$20,000	\$0
Permits			
Dual Monitor Desktop & Stand 001-5-1602-21700 Minor Eq/Furniture	One-time	\$200	\$200
Community Appearance			
Combination Inspector Training 001-5-1603-31600 Training & Travel	One-time	\$1,700	\$0
Zoning Inspector Training 001-5-1603-31600 Training & Travel	One-time	\$1,750	\$0
Downtown			
Main Street Banners 001-5-1604-31400 - Professional Services	One-time	\$5,500	0
Knox Box - Fire Protection for Downtown 001-5-1604-21700 Minor Eq/Furniture	One-time	\$1,350	\$0
Billboard for Main Street District 001-5-1604-31400 Professional Services	One-time	\$4,000	\$0
Constant Contact Subscription 001-5-1604-31400 Professional Services	One-time	\$672	\$672
Recycle Center			
Portable Evaporative Cooler 001-5-1701-59100 - Grounds & Perm Fixtures	One-time	\$2,000	\$2,000

SUPPLEMENTAL REQUESTS - EXPENDITURES

Description	Type	Amount	CM Approved
Fund 001 - General Fund			
Sanitation Collection			
Front End Replacement 001-5-1702-41100 Vehicle Maint	One-time	\$21,000	\$21,000
Tandem Axle Replacement #3015 001-5-1702-41100 Vehicle Maint	One-time	\$11,000	\$11,000
Facilities Maint.			
Tire Shop Door Repair 001-5-1805-51100 Building Maint	One-time	\$2,000	\$2,000
Police-Patrol			
Vehicle Graphics 001-5-2102-41100 Vehicle Maint	Replacement	\$8,000	\$0
Police-Communications			
(8) XG-75 Portable Radios 001-5-2103-31100 Communications	Replacement	\$24,189	\$0
Police-Criminal Investigations Division			
Alcohol Blood Test Kit 001-5-2104-21100 Supplies	Permanent	\$163	\$163
Supplies 001-5-2104-21100 Supplies	One-time	\$3,600	\$3,600
Uniforms, Vest Carriers & Alterations 001-5-2104-21200 Uniforms & Personal Wear	One-time	\$300	\$300
Miscellaneous Tools & Equipment 001-5-2104-21700 Minor Eq/Furniture	One-time	\$1,132	\$1,132
Office Jet 200 Portable Printer x2 & DVD Duplicator 001-5-2104-22600 Computers & Assoc Equip	One-time	\$900	\$900
Fire			
K12 FD9 Battery Operated Rescue Saws 001-5-2200-21700 Minor Eq/Furniture	One-time	\$2,800	\$0
Taskforce Tip Legacy Series Intake Valve 001-5-2200-21700 Minor Eq/Furniture	One-time	\$1,729	\$0
Equipment to Outfit Reserve Engine 001-5-2200-21700 Minor Eq/Furniture	One-time	\$4,932	\$0
18" Ventilation Fan 001-5-2200-21700 Minor Eq/Furniture	One-time	\$2,110	\$0
Paramedic Course Reimbursement 001-5-2200-31621 Training & Travel Civil Service	One-time	\$1,958	\$1,958

SUPPLEMENTAL REQUESTS - EXPENDITURES

Description	Type	Amount	CM Approved
Fund 001 - General Fund			
Service Center			
Pressure Washer Maintenance 001-5-3020-41400 Equipment Maint	Permanent	\$2,000	\$2,000
Garage			
Air Compressor 001-5-3030-21700 Minor Eq/Furniture	One-time	\$4,200	\$4,200
Hydraulic Rolling Jacks for 4-Post Lift 001-5-3030-21700 Minor Eq/Furniture	One-time	\$3,360	\$0
Streets			
Engine Rebuild - Tandem Unit 505 001-5-3050-41100 Vehicle Maint	One-time	\$19,000	\$19,000
Vehicle Seat Repairs 001-5-3050-41100 Vehicle Maint	One-time	\$3,000	\$3,000
Health			
Shirts for Staff 001-5-4400-21200 Uniforms	One-time	\$1,500	\$1,500
Vehicle Decals 001-5-4400-41100 Vehicle Maint	One-time	\$500	\$500
Parks Admin.			
Storage & Key Cabinet 001-5-4501-21700 Minor Eq/Furniture	One-time	\$300	\$300
National Rec & Parks Assoc. 001-5-4501-31700 Memberships & Dues	Permanent	\$450	\$450
Golf Course			
Maintenance Supplies 001-5-4502-21178 Maint Supplies	One-time	\$6,000	\$0
John Deere Backhoe 001-5-4502-71200 Machinery/Equip	One-time	\$34,130	\$0
TABC Beer Permit Renewal 001-5-4502-32100 State Fees	One-time	\$1,000	\$0
Small Engine Mechanic Services 001-5-4502-31400 Professional Services	One-time	\$5,000	\$0
Backhoe Rental 001-5-4502-31800 Equipment Rental	One-time	\$15,000	\$0
Club House Restroom Repairs 001-5-4502-51100 Building Maintenance	One-time	\$35,000	\$0

SUPPLEMENTAL REQUESTS - EXPENDITURES

Description	Type	Amount	CM Approved
Fund 001 - General Fund			
Parks Maintenance			
General Supplies 001-5-4503-21100 Supplies	One-time	\$5,000	\$0
Parking Lot Repairs 001-5-4503-21181 Aggregates	Permanent	\$10,000	\$0
Dunking Booth Renovations 001-5-4503-31400 Professional Services	One-time	\$3,000	\$0
Roller 001-5-4503-21700 Minor Eq/Furniture	One-time	\$330	\$0
Dirt for Ball Fields 001-5-4503-59113 Dick Kleberg Park	One-time	\$3,000	\$1,500
Field Line Markers 001-5-4503-21700 Minor Eq/Furniture	One-time	\$1,000	\$0
Small Power Tools 001-5-4503-21700 Minor Eq/Furniture	One-time	\$635	\$0
Weedeater 001-5-4503-21700 Minor Eq/Furniture	One-time	\$900	\$0
Truck Maintenance 001-5-4503-41100 Vehicle Maintenance	Permanent	\$3,000	\$0
Supplies for Dog Park 001-5-4503-59117 Dog Park	Permanent	\$500	\$500
WiFi Service for Flores Park 001-5-4503-31100 Communications	Permanent	\$1,479	\$0
Urinal Troughs 001-5-4503-59100 Grounds & Perm Fixtures	One-time	\$5,000	\$0
New Surface for Playgrounds & Pool 001-5-4503-59100	One-time	\$10,000	\$10,000
Posts & Cables for DKP 001-5-4503-59113 Dick Kleberg Park	One-time	\$14,574	\$14,574
Posts & Cables for City Parks 001-5-4503-59100 Grounds & Perm Fixtures	One-time	\$12,674	\$0
Iron Tubing & Supplies 001-5-4503-59100 Grounds & Perm Fixtures	One-time	\$1,000	\$1,000
Irrigation Repair Flores Park 001-5-4503-59100 Grounds & Perm Fixtures	One-time	\$10,000	\$0

SUPPLEMENTAL REQUESTS - EXPENDITURES

Description	Type	Amount	Amount
Fund 001 - General Fund			
Adult Softball League			
League Uniforms 001-5-4514-21200 Uniforms	Permanent	\$30,376	\$30,376
League Equipment 001-5-4514-21700 Minor Eq/Furniture	Permanent	\$8,000	\$8,000
Umpires & Scorekeeper Payments 001-5-4514-31400 Professional Services	Permanent	\$7,500	\$7,500
Registration Flyers 001-5-4514-31500 Printing & Publishing	Permanent	\$1,000	\$1,000
Pony Sanctioning/Web & Sports engine Fee 001-5-4514-31700 Membership & Fees	Permanent	\$3,000	\$3,000
Liability Insurance for League 001-5-4514-33500 - Insurance	Permanent	\$2,124	\$2,124
Total General Fund		\$420,317	\$182,249

Fund 051 - Utility Fund

Water Construction			
Truck Seat Replacements 051-5-6001-41100 Vehicle Maintenance	One-time	\$2,000	\$0
New Engine for Unit 411 051-5-6001-41100 Vehicle Maintenance	One-time	\$34,250	\$34,250
Water Line Supplies 051-5-6001-54100 Water Lines	Permanent	\$45,000	\$35,000
Water Production			
STWA - Contract 051-5-6002-34301 Other Services STWA	Permanent	\$10,000	\$10,000
Seat Replacement - Unit #610 051-5-6002-41100 Vehicle Maintenance	One-time	\$1,500	\$0
Meter Reader			
Water Meters 051-5-6202-22800 Water Meter	One-time	\$44,470	\$55,000
Meter Boxes 051-5-6202-54200 Water Meter Parts	One-time	\$7,000	\$7,000
Modules & Registers for Meters 051-5-6202-54200 Water Meter Parts	One-time	\$19,092	\$19,092

SUPPLEMENTAL REQUESTS - EXPENDITURES

Description	Type	Amount	CM Approved
Fund 051 - Utility Fund			
Wastewater North Plant			
Chemicals 051-5-7001-22100 Lab	Permanent	\$7,000	\$0
Aging Infrastructure Repairs 051-5-7001-31400 Professional Services	Permanent	\$12,000	\$12,000
Aging Infrastructure Repairs 051-5-7001-54300 Utility Plant	Permanent	\$25,000	\$25,000
Wastewater South Plant			
Aging Infrastructure Repairs 051-5-7002-31400 Professional Services	Permanent	\$10,000	\$19,071
Aging Infrastructure Repairs 051-5-7002-54300 Utility Plant	Permanent	\$20,000	\$11,610
Wastewater Sewer Collection			
Aging Infrastructure Repairs 051-5-7003-55104 Sewer Lines & Manholes	Permanent	\$15,000	\$0
Engineering			
Canon Ink Cartridges 051-5-8000-21100 - Supplies	Permanent	\$500	\$500
Cell Phones 051-5-8000-31100 - Communications	Permanent	\$1,080	\$0
Training & Travel Increase 051-5-8000-31660 - Training & Travel Engineering	Permanent	\$2,000	\$0
Total Utility Fund		\$255,892	\$228,523

Fund 090 - Landfill Closure Fund

Landfill			
Prof Svcs to Meet New TCEQ Permit Reqts 090-5-1703-31400 Professional Services	Permanent	\$200,000	\$200,000
Total Landfill Closure Fund		\$200,000	\$200,000

Totals		
General Fund	\$420,317	\$182,249
Utility Fund	\$255,892	\$228,523
Landfill Closure	\$200,000	\$200,000
	\$876,209	\$610,772



SUPPLEMENTAL REQUESTS – INFORMATIONAL TECHNOLOGY

CITY OF KINGSVILLE FY 20-21 IT REQUESTS

Description	Type	Amount	CM Approved
General Fund - Fund 001			
Technology Services			
Hand Scanners for Public Works 001-5-1806-22600 Computers & Assoc Equip	One-Time	\$6,800	\$0
Software Fees - Shelter Pro 001-5-1806-31410 Professional Services Software Maint	Recurring	\$2,700	\$2,700
Laserfiche Licenses for Utility Billing 001-5-1806-31410 Professional Services Software Maint	Recurring	\$2,880	\$2,880
Additional Storage to Replace Synology DiskStation 001-5-1806-31410 Professional Services Software Maint	One-Time	\$22,766	\$0
Netwrix Auditor 001-5-1806-31410 Professional Services Software Maint	Recurring	\$7,224	\$0
Laserfiche Connector to Replade RatchetX 001-5-1806-31410 Professional Services Software Maint	One-Time	\$3,771	\$3,771
Artic Wolf SOCaas 001-5-1806-31410 Professional Services Software Maint	Recurring	\$48,615	\$0
Social Media & Text Message Archiving 001-5-1806-31410 Professional Services Software Maint	Recurring	\$12,002	\$0
Total General Fund		\$106,758	\$9,351

Totals		
General Fund	\$106,758	\$9,351
	\$106,758	\$9,351



SUPPLEMENTAL REQUESTS – CAPITAL OUTLAY

CITY OF KINGSVILLE FY 20-21 CAPITAL OUTLAY REQUESTS

Description	Type	Amount	CM Approved
Fund 001 - General Fund			
City Commission			
City Records Restoration & Preservation Year 4 was not completed in FY 19-20 due to pandemic 001-5-1000-31400	Addition	\$22,000	\$44,000
Landfill			
Wheeled Compactor for Trash 001-5-1703-71200	Replacement	\$400,000	\$0
Facilities Maintenance			
Concrete Pad at Recycle Center 001-5-1805-59100	Addition	\$10,500	\$10,500
Dr. Pepper Building Roof Replacement 001-5-1805-71300	Replacement	\$40,000	\$40,000
Police Dept Roof Replacement 001-5-1805-71300	Replacement	\$74,000	\$0
Police Dept Fire System Replacement 001-5-1805-71300	Replacement	\$28,000	\$28,000
Police			
(5) Chevy Tahoes Approved 4 001-5-2102-71100	Addition	\$296,788	\$240,000
(5) Chevy Tahoes Capital Lease Payment 001-5-2102-71100	Addition	\$0	\$38,232

SUPPLEMENTAL REQUESTS – CAPITAL OUTLAY

Description	Type	Amount	CM Approved
Fund 001 - General Fund			
Fire			
Command 1010 Vehicle Capital Lease 001-5-2200-71100	Replacement	\$77,515	\$77,515
Command 1010 Vehicle Capital Lease Payment 001-5-2200-71100	Replacement	\$0	\$12,348
Water Proof Rescue Tools 001-5-2200-71200	Replacement	\$32,691	\$0
Vetter Tech 12 Rescue Air Bag Lift System 001-5-2200-71200	Replacement	\$11,925	\$0
Streets			
Recycling Facility Park Lot 001-5-3050-52100	Addition	\$30,676	\$30,676
Scagg Mower 001-5-3050-71200	Replacement	\$15,000	\$15,000
(2) Batwing Mowers 001-5-3050-71200	Replacement	\$23,400	\$0
Golf			
Backhoe Capital Lease 001-5-4502-71200	Replacement	\$0	\$34,000
Backhoe Capital Lease Payment 001-5-4502-71200	Replacement	\$0	\$5,416
Parks			
Ford F-250 001-5-4503-71100	Addition	\$29,363	\$0
Ford F-150 001-5-4503-71100	Addition	\$25,640	\$0
Scoreboards for Baseball/Softball Fields 001-5-4503-71200	Replacement	\$20,000	\$0
Gator/Utility Cart 001-5-4503-71200	Addition	\$10,120	\$0

SUPPLEMENTAL REQUESTS – CAPITAL OUTLAY

Description	Type	Amount	CM Approved
Fund 001 - General Fund			
Parks (continued)			
Utility Tractor/Front Loader 001-5-4503-71200	Addition	\$44,046	\$0
Bleachers for Ballfields 001-5-4503-71200	Addition	\$5,000	\$0
Soccer Field Lighting-DKP 001-5-4503-71201	Addition	\$200,000	\$0
"The Lasso Trail" for Parks 001-5-4503-71201	Addition	\$15,000	\$0
West Side Skate Park 001-5-4503-71201	Addition	\$350,000	\$0
West Side Splash Pad 001-5-4503-71201	Addition	\$200,000	\$0
BBQ Building Repairs to Roof/Walls 001-5-4503-71201	Replacement	\$20,000	\$0
Baseball/Softball Field Lighting 001-5-4503-71201	Addition	\$335,000	\$0
Basketball/Pickleball Court Repurpose 001-5-4503-71201	Addition	\$20,130	\$0
Benches for Dugouts 001-5-4503-71200	Addition	\$8,000	\$0
Total General Fund		\$2,344,793	\$575,687

Fund 051 - Utility Fund

Water Production			
2020 Ford F150 Truck 051-5-6002-71100	Addition	\$25,684	\$0
Meter Readers			
Truck 051-5-6202-71100	Replacement	\$25,640	\$0
Wastewater North Plant			
Lift station Roof/Chemical Roof 051-5-7001-54300	Replacement	\$11,265	\$11,265
High Speed Turbo Sulzer Blower 051-5-7001-71200	Replacement	\$650,000	\$0
John Deere 218G Skid Steer 051-5-7001-71200	Replacement	\$38,419	\$0

SUPPLEMENTAL REQUESTS – CAPITAL OUTLAY

Description	Type	Amount	CM Approved
Fund 051 - Utility Fund			
Wastewater South Plant			
Lift station/Blower Building Roof 051-5-7002-54300	Replacement	\$9,390	\$9,390
Grit System Overflow 051-5-7002-72100	Replacement	\$634,089	\$0
High Speed Turbo Sulzer Blower 051-5-7002-71200	Replacement	\$450,000	\$0
Skagg Cheetah II Mower 051-5-7002-71200	Replacement	\$9,800	\$9,800
Wastewater Sewer Collection			
Sewer Main Replacement Between Johnston & Fordyce St. from 17th to 18th St 051-5-7003-54104	Replacement	\$388,200	\$0
18" WW Main Corral to Santa Gertrudis 051-5-7003-54104	Replacement	\$1,983,400	\$0
2100i Vactor Truck 051-5-7003-71200	Replacement	\$363,940	\$0
Total Utility Fund		\$4,589,826	\$30,455
Fund 054 - Utility Capital Projects Fund			
Water Production			
84K Ground Storage Tank 054-5-6002-72100	Replacement	\$125,000	\$125,000
Total Utility Capital Projects Fund 054		\$125,000	\$125,000
Fund 066 - CO Series 2011			
Wastewater Sewer Construction			
(2) 100 HP Submersible Dry Pit Pumps 066-5-7003-71200 Machinery & Equipment	Replacement	\$154,000	\$154,000
Total CO Series 2011 Fund 066		\$154,000	\$154,000

SUPPLEMENTAL REQUESTS – CAPITAL OUTLAY

Description	Type	Amount	CM Approved
Fund 087 - Solid Waste Capital Projects			
Sanitation			
Garbage Truck Approved 3 Garbage Trucks on Capital Lease 001-5-1702-71100	Replacement	\$285,000	\$930,000
Garbage Truck 087-5-1702-64200 - Capital Lease Principal	Replacement	\$0	\$147,868
Total Solid Waste Capital Projects Fund 087		\$285,000	\$1,077,868

Fund 093 - Parks Maintenance Fund			
Parks			
John Deere Mower 093-5-4503-71200	Replacement	\$13,304	\$13,304
DKP Trail Development 093-5-4503-71228	Addition	\$25,000	\$25,000
Installation for Playground Equipment 093-5-4503-71200	Addition	\$10,000	\$10,000
Total Parks Maintenance Fund		\$48,304	\$48,304

Totals		
General Fund	\$ 2,344,793	\$575,687
Utility Fund	\$4,589,826	\$30,455
UF Cap Imp	\$125,000	\$125,000
CO Ser 2011	\$154,000	\$154,000
SW Cap Imp	\$285,000	\$1,077,868
Parks Maint	\$48,304	\$48,304
	\$7,546,923	\$2,011,314



CHANGES TO PROPOSED REVENUES BUDGET

Fund	Line Item	Amount	Change Description
001-GF Proposed Rev Budget		20,492,431.24	
001	Transfer from Fund 002 001-4-0000-75002	7,487.00	Transfer increased due to increased employer health care premium for 50% cost of Downtown Mgr
001	Current Property Taxes 001-4-1800-11111	(11.00)	Decrease due to rounding errors in tax office software
001	Transfer from Fund 092 001-4-0000-75092	100,000.00	Increase in street construction crew personnel cost transfer
001	Garbage Revenues 001-4-1700-81200	(100,000.00)	Decrease in garbage revenues due to current trend
001	Golf Cart Rentals 001-4-4502-58006	22,000.74	Increase cart rental fees - 18 holes \$11 to \$15 9 holes \$7 to \$10 Cents added for overall budget to end in whole dollar
	Changes	29,476.74	
001-Adjusted Proposed Rev Budget		20,521,907.98	
051-UF Proposed Rev Budget		9,759,621.78	
051	Transfer from GF 001 051-4-0000-75001	2,825.00	Increase in 50% cost for Engineering Division 8000 amount due to increase in COLA from 1.5% to 2.5%
051	Transfer from GF 001 051-4-0000-75001	455.00	Increase in 50% cost for Facilities Division 8020 amount due to increase in COLA from 1.5% to 2.5%
051	Transfer from Fund 001 051-4-0000-75001	(3,295.00)	Update to 50% costs of Facilities and Engineering staff
051	Water Sales 051-4-6000-81600	(50,000.00)	Decrease in water sales revenue estimates based on current trend
051	Late Fees on Water 051-4-6000-81701	(30,000.00)	Decrease in water late fees revenue estimates based on current trend
051	Sewer Sales 051-4-7000-82200	(75,000.00)	Decrease in sewer sales revenue estimates based on current trend
051	Sewer Sales 051-4-7000-82200	207,500.00	5% increase in sewer rates
	Changes	52,485.00	
051-Adjusted Proposed Rev Budget		9,812,106.78	
084-DEEAG/WWTP Fund		200,000.00	
084	Transfer From Fund 051 084-4-0000-75010	207,500.00	Rev generated from 5% increase in sewer rates
084	Transfer From Fund 051 084-4-0000-75010	500,000.00	Addtl transfer for future WWTP project
	Changes	707,500.00	
084-Adjusted Proposed Rev Budget		907,500.00	
087-SW Cap Proj Proposed Rev Bud		1,501,750.00	
087	Garbage Fees 087-4-1700-81205	2,000.00	Increase in garbage fee revenue due to current trend
	Changes	2,000.00	

CHANGES TO PROPOSED REVENUES BUDGET

087-Adjusted Proposed Rev Budget		1,503,750.00		
120-Prop Tax Res Proposed Rev Bud		166,825.00		
120	Current Property Taxes 120-4-1800-11111		(77.00)	Decrease due to rounding errors in tax office software
	Changes		(77.00)	
120-Adjusted Proposed Rev Budget		166,748.00		
138-Insurance Proposed Rev Budget		4,410,384.00		
138	Transfer from Fund 001 138-4-0000-75001		(99,124.00)	Decrease in additional funding transfer due to increased employer health care premiums
138	Transfer from Fund 002 138-4-0000-75002		(931.00)	Decrease in additional funding transfer due to increased employer health care premiums
138	Transfer from Fund 051 138-4-0000-75010		(26,259.00)	Decrease in additional funding transfer due to increased employer health care premiums
138	Transfer from Fund 098 138-4-0000-75098		(681.00)	Decrease in additional funding transfer due to increased employer health care premiums
138	Employee Contributions 138-4-0000-45000		30,918.00	Increased Employee Contributions due to premium increases
138	Employer Contributions 138-4-0000-45000		126,995.00	Increased Employer Contributions due to premium increases
	Changes		30,918.00	
138-Adjusted Proposed Rev Budget		4,441,302.00		
Proposed Revenues Budget			43,766,514.26	
Changes			822,302.74	
Proposed Budget Adjusted			\$44,588,817.00	



CHANGES TO PROPOSED EXPENDITURES BUDGET

Fund	Line Item	Fund Amount	Amount	Change Description
001-GF Proposed Exp Budget		21,525,543.89		
001	Personnel Costs 001-5-xxxx-11100		60,699.00	Increase in COLA from 1.5% to 2.5%
001	Training & Travel-Mayor 001-5-1000-31601		(1,000.00)	Reduction of training & travel to match other Commissioners
001	City Special Prof Svcs 001-5-1030-31400		(125,000.00)	Removed Collective Bargaining Placeholder
001	Transfer to UF 051 001-5-6900-80051		2,825.00	Increase in 50% of Engineering Division 8000 Personnel Cost due to change in COLA from 1.5% to 2.5%.
001	Transfer to UF 051 001-5-6900-80051		455.00	Increase in 50% of Facilities Division 8020 Personnel Cost due to change in COLA from 1.5% to 2.5%.
001	Personnel Costs-PD 001-5-21xx-11xxx		108,458.00	PD Collective Bargaining Agreement COLA-3.5%, Longevity \$7 to \$10/month
001	Personnel Costs PD 001-5-21xx-11xxx		(32,324.00)	Updates to Current Staffing since fully staffed. Updated all vacant positions
001	Personnel Costs-Fire 001-5-2200-11xxx		72,673.00	Fire Collective Bargaining Agreement COLA-3.5%, Longevity \$4.5 to \$4.75/month
001	Retiree Health 001-5-1030-11601		5,500.40	Health Insurance Increase - \$15,000 to \$20,500.79 - 4 retirees Cents added to make overall budget end in whole dollar
001	Grant Cash Match 001-5-1601-31449		70,250.00	2 Grant Applications Cash Match Main Street-\$51,500, CDBG - \$18,750
001	Bandstand Relocation 001-5-4503-59105		(450.00)	Project not continuing
001	Operating Lease 001-5-2104-64100		900.00	Property Taxes on the Copier Lease was not included
001	Group Health 001-5-xxxx-11600		88,182.00	Increase in Employer Health Rate
001	Personnel 001-5-xxxx-11xxx		(26,380.00)	Updates to personnel line items due to current staffing.
001	Transfer to Fund 138 001-5-6900-80138		(99,124.00)	Decrease in transfer to Insurance Fund 138 due to increase in employer health care premiums
001	Transfer to Fund 051 001-5-6900-80051		(3,295.00)	Updates to 50% share of personnel costs for Facilities and Engineering staff
	Changes	122,369.40		
001- Adjusted Proposed Exp Budget		21,647,913.29		
002 Tourism Proposed Exp Budget		551,995.00		
002	Personnel 002-5-1071-11xxx		1,752.00	Increase in COLA from 1.5% to 2.5%
002	Group Health 002-5-1071-11600		761.00	Increase in Employer Health Rate
002	Transfer to Fund 001 002-5-6900-80001		7,487.00	Transfer increased due to increased employer health care premium for 50% costs of Downtown Mgr.
002	Transfer to Fund 138 002-5-6900-80138		(931.00)	Decrease in transfer to Insurance Fund 138 due to increase in employer health care premiums
	Changes	9,069.00		
002 Adjusted Proposed Exp Budget		561,064.00		

CHANGES TO PROPOSED EXPENDITURES BUDGET

028 PD Seizure Proposed Exp Budget		0.00		
028	Impress Funds 028-5-2100-33200		30,000.00	Impress Funds were not added into the budget for FY 20-21.
	Changes	30,000.00		
028 Adjusted Proposed Exp Budget		30,000.00		
033 CO Series 2016 Exp Budget		112,396.00		
033	City Special 033-5-1030-71216		(66,000.00)	Removed Downtown Revitalization Project as project funds were spent in FY 19-20 for emergency Golf Course repairs
033	Parks-Grounds 033-5-4503-59100		(5,024.00)	Removed Tree Irrigation Project as project was completed in FY 19-20 and remaining funds were spent on emergency Golf Course repairs.
	Changes	(71,024.00)		
033 Adjusted Proposed Exp Budget		41,372.00		
051 UF Proposed Exp Budget		9,367,703.01		
051	Personnel 051-5-xxxx-11xxx		23,233.00	Increase in COLA from 1.5% to 3.5%
051	Group Health 051-5-xxxx-11600		15,519.00	Increase in Employer Health Rate
051	Personnel 051-5-xxxx-11xxx		(8,586.00)	Updates to personnel line items due to current staffing.
051	Transfer to Fund 138 051-5-6900-80138		(26,259.00)	Decrease in transfer to Insurance Fund 138 due to increase in employer health care premiums
051	Transfer to Fund 084 051-5-6900-80084		207,500.00	Rev generated in 5% increase in sewer rates
051	Transfer to Fund 084 051-5-6900-80084		500,000.00	Addtl transfer for future WWTP project
	Changes	711,407.00		
051 Adjusted Proposed Exp Budget		10,079,110.01		
092 Street Maint Proposed Exp Budget		1,250,000.00		
092	Transfer To Fund 001 092-5-6900-80001		100,000.00	Increase in transfer for street construction crew personnel costs.
	Changes	100,000.00		
092 Adjusted Proposed Exp Budget		1,350,000.00		
098 Economic Develop Exp Budget		244,047.00		
098	Group Health 098-5-1060-11600		1,479.00	Increase in Employer Health Rate
098	Personnel 098-5-1060-19900		(1,479.00)	Increase in the amount that EDC owes for the difference in the \$65,000 contribution
098	Transfer to Fund 138 098-5-1060-80138		(681.00)	Decrease in transfer to Insurance Fund 138 due to increase in employer health care premiums
	Changes	(681.00)		
098 Adjusted Proposed Exp Budget		243,366.00		

CHANGES TO PROPOSED EXPENDITURES BUDGET

138 Self Insurance Exp Budget	4,163,008.00		
138 Administrative Costs 138-5-1800-31445		(88,891.00)	Administrative Costs went from \$504,000 to \$415,109
138 Stop Loss Premiums 138-5-1800-31453		103,778.00	Stop Loss Premiums went from \$559,008 to \$662,786
138 Insurance Claims 138-5-1800-39000		236,608.00	Insurance Claims went from \$3,095,965 to \$3,332,573
Changes	251,495.00		
138 Adjusted Proposed Exp Budget	4,414,503.00		

Proposed Expenditures Budget	\$46,403,908.60
Changes	1,152,635.40
Adjusted Proposed Exp Budget	<u>47,556,544.00</u>

ALL FUNDS COMBINED

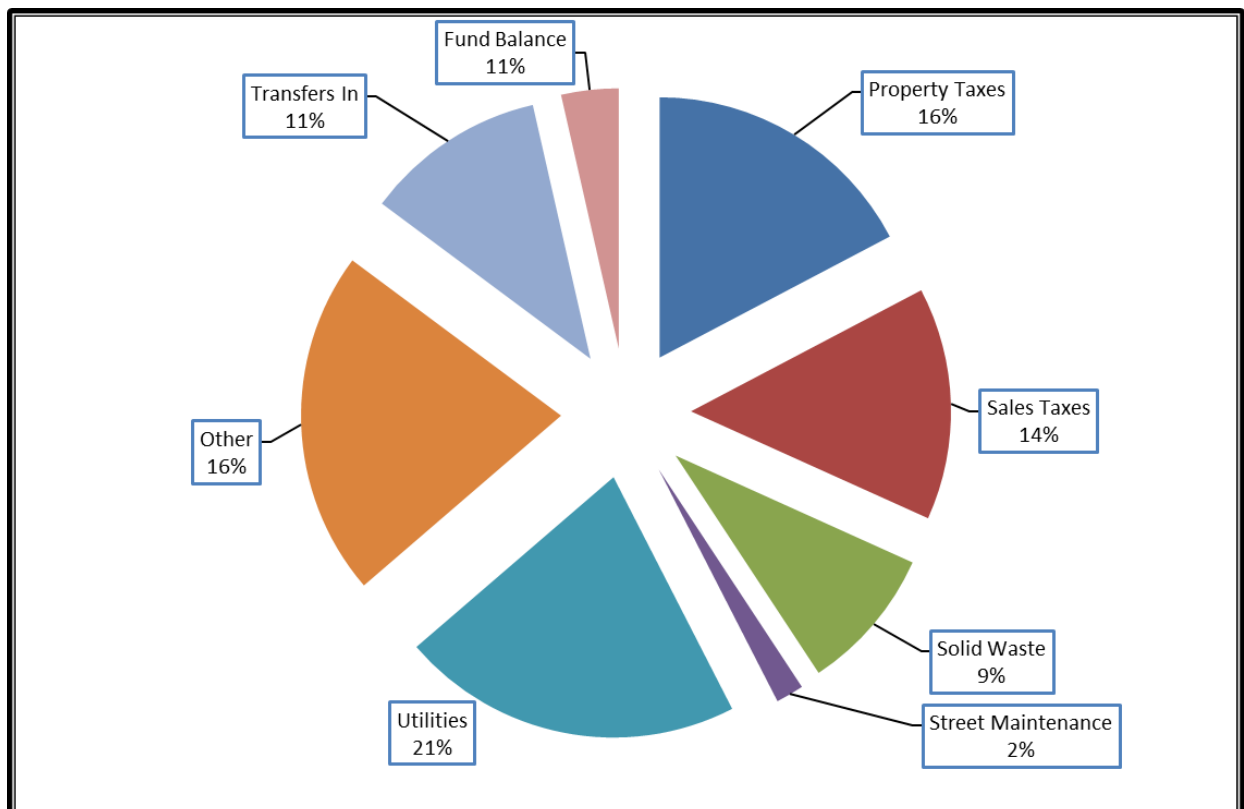
Description	2018-2019 Actual	2019-2020		2020-2021	
		Original Budget	Current Budget	Estimated Actual	Adopted Budget
Revenues					
Property Taxes	7,225,573.53	7,711,263.00	7,711,263.00	7,637,567.00	7,999,487.00
Sales Taxes	6,819,489.61	6,351,800.00	6,351,800.00	6,136,750.05	6,674,432.86
Permits & Licenses	239,638.79	217,845.00	217,845.00	250,592.20	262,645.00
Municipal Court Fines	892,792.87	838,100.00	838,100.00	655,372.44	797,000.00
Ambulance Fees	797,432.82	825,000.00	825,000.00	643,413.47	690,000.00
Asset Seizures	6,789.46	0.00	0.00	56,507.60	0.00
Fee for Service	66,999.46	53,970.00	53,970.00	102,049.32	74,750.70
Property Abatements	60,099.00	53,000.00	53,000.00	34,488.83	38,250.00
Grants & Donations	694,663.45	1,881,255.50	2,507,857.62	1,501,717.23	1,122,568.00
Landfill Fees	655,679.95	630,400.00	630,400.00	849,150.00	845,400.00
Sanitation Fees	3,229,737.98	3,395,500.00	3,395,500.00	3,286,500.00	3,310,500.00
Water Fees	4,731,848.68	4,796,300.00	4,796,300.00	4,853,125.00	5,038,650.00
Waste Water Fees	3,800,783.43	4,227,300.00	4,227,300.00	4,092,000.00	4,375,500.00
Stormwater Fees	390,798.96	405,000.00	405,000.00	402,000.00	405,000.00
Street Maintenance Fees	787,121.99	812,000.00	812,000.00	800,000.00	802,000.00
Auction & Asset Sales	75,083.59	16,000.00	16,000.00	34,506.23	13,700.00
Interest Income	496,762.87	335,991.00	335,991.00	223,713.85	260,731.00
Bond Proceeds/Premiums	0.00	0.00	0.00	0.00	0.00
Lease Income	0.00	600,000.00	600,000.00	536,000.00	0.00
Intergovernmental	0.00	0.00	0.00	0.00	0.00
Paving Liens	0.00	800.00	800.00	0.00	0.00
Miscellaneous	63,590.00	105,287.96	105,287.96	53,303.93	91,850.00
Insurance Contributions	3,763,874.05	3,431,208.00	3,431,208.00	3,519,514.76	4,367,591.00
Park Fees	1,002,486.34	1,048,170.00	1,107,020.22	942,575.69	930,125.74
Other Income-Insurance	44,096.47	634,044.00	647,036.95	970,526.60	1,281,515.00
Transfers-In	7,293,236.78	4,188,207.94	4,516,509.01	4,366,184.67	5,207,120.70
	43,138,580.08	42,558,442.40	43,585,188.76	41,947,558.87	44,588,817.00
Fund Balance Usage-Surplus (Deficit):					
Operating	543,319.30	(788,289.16)	(731,244.15)	345,327.34	(1,318,747.54)
Non-Operating	(1,647,832.78)	(3,186,729.44)	(3,457,988.73)	(900,325.90)	(1,648,979.46)
Total Revenues	44,243,093.56	46,533,461.00	47,774,421.64	42,502,557.43	47,556,544.00
Expenditures					
Personnel Services	16,834,061.15	17,800,531.00	17,700,194.24	17,750,249.99	18,984,004.40
Supplies	1,849,201.60	1,800,950.00	1,694,325.57	1,601,695.01	1,483,815.46
Services	9,548,917.62	10,108,415.06	9,654,849.62	9,359,572.17	10,594,764.55
Repairs	729,403.80	654,469.00	688,377.78	627,246.17	693,944.00
Maintenance	2,447,404.19	4,894,900.00	5,115,735.06	2,793,619.96	4,562,219.00
Debt Service	2,322,190.84	3,782,467.00	3,686,577.96	3,620,267.66	3,668,956.89
Capital Outlay	3,158,490.49	3,271,421.00	3,508,870.25	2,351,621.80	2,329,619.00
Department Reduction	7,293,236.78	4,188,207.94	4,350,509.01	4,366,184.67	5,207,120.70
Project Accounts	0.00	0.00	1,342,882.15	0.00	0.00
Prior Year Adjustments	3,893.38	0.00	0.00	0.00	0.00
Transfers-Out	56,293.71	32,100.00	32,100.00	32,100.00	32,100.00
Total Expenditures	44,243,093.56	46,533,461.00	47,774,421.64	42,502,557.43	47,556,544.00

WHERE THE MONEY COMES FROM

Description	2018-2019 Actual	2019-2020		2020-2021		% of Total
		Original Budget	Current Budget	Estimated Actual	Adopted Budget	
Revenues						
Taxes						
Property Taxes	\$7,225,574	\$7,711,263	\$7,711,263	\$7,637,567	\$7,999,487	17%
Sales Taxes	6,819,490	6,351,800	6,351,800	6,136,750	6,674,433	14%
	14,045,063	14,063,063	14,063,063	13,774,317	14,673,920	31%
Solid Waste						
Landfill Fees	655,680	630,400	630,400	849,150	845,400	2%
Sanitation Fees	3,229,738	3,395,500	3,395,500	3,286,500	3,310,500	7%
	3,885,418	4,025,900	4,025,900	4,135,650	4,155,900	9%
Street Maintenance						
Street Maintenance Fee	787,122	812,000	812,000	800,000	802,000	2%
Utilities						
Water Fees	4,731,849	4,796,300	4,796,300	4,853,125	5,038,650	11%
Waste Water Fees	3,800,783	4,227,300	4,227,300	4,092,000	4,375,500	9%
Stormwater Fees	390,799	405,000	405,000	402,000	405,000	1%
	8,923,431	9,428,600	9,428,600	9,347,125	9,819,150	21%
Transfers						
Transfers-In	7,293,237	4,188,208	4,516,509	4,366,185	5,207,121	11%
Operating Deficit (Surplus)	(543,319)	788,289	731,244	(345,327)	1,318,748	3%
Capital FB Reappropriation	1,647,833	3,186,729	3,457,989	900,326	1,648,979	3%
	8,397,750	8,163,227	8,705,742	4,921,183	8,174,848	17%
Other						
Permits & Licenses	239,639	217,845	217,845	250,592	262,645	1%
Municipal Court Fines	892,793	838,100	838,100	655,372	797,000	2%
Ambulance Fees	797,433	825,000	825,000	643,413	690,000	1%
Asset Seizures	6,789	0	0	56,508	0	0%
Fee for Service	66,999	53,970	53,970	102,049	74,751	0%
Property Abatements	60,099	53,000	53,000	34,489	38,250	0%
Auction & Sales	75,084	16,000	16,000	34,506	13,700	0%
Interest Income	496,763	335,991	335,991	223,714	260,731	1%
Bond/Lease Proceeds	0	600,000	600,000	536,000	0	0%
Grants & Intergovern	694,663	1,881,256	2,507,858	1,501,717	1,122,568	2%
Park Fees	1,002,486	1,048,170	1,107,020	942,576	930,126	2%
Insurance Contributions	3,763,874	3,431,208	3,431,208	3,519,515	4,367,591	9%
Paving Liens & Misc.	63,590	106,088	106,088	53,304	91,850	0%
Other Income	44,096	634,044	647,037	970,527	1,281,515	3%
	8,204,309	10,040,671	10,739,117	9,524,282	9,930,726	21%
Totals	\$44,243,094	\$46,533,461	\$47,774,422	\$42,502,557	\$47,556,544	100%

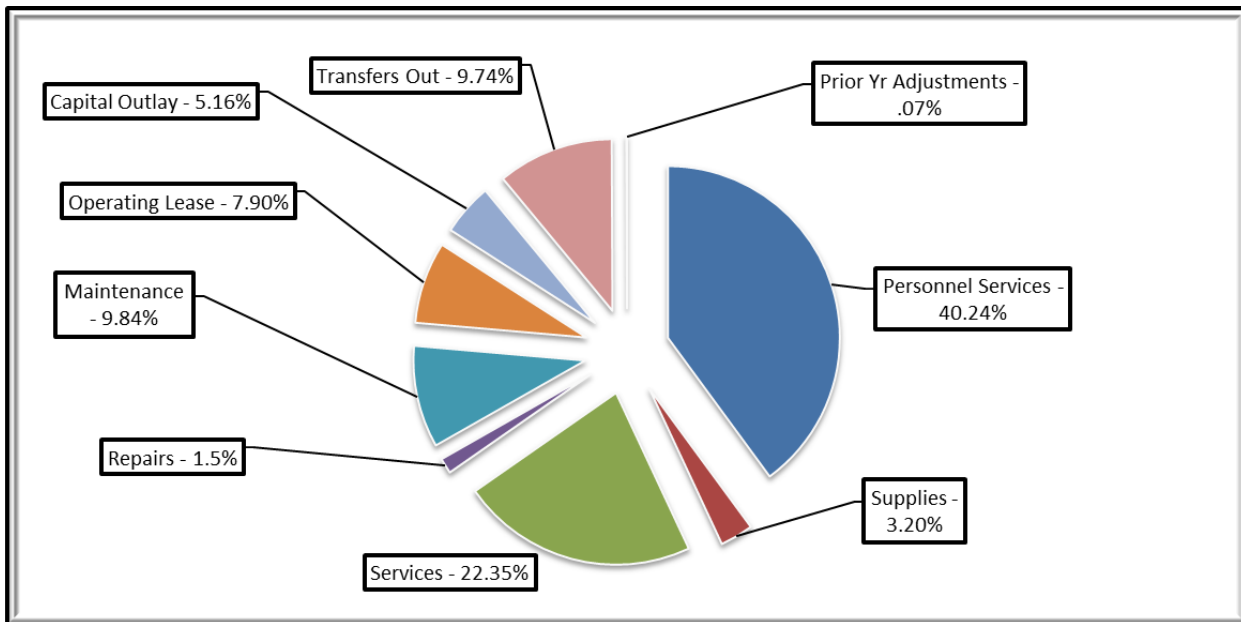
WHERE THE MONEY COMES FROM

Description	2018-2019 Actual	2019-2020			2020-2021	% of Total
		Original Budget	Current Budget	Estimated Actual	Adopted Budget	
Revenues						
Property Taxes	\$7,225,574	\$7,711,263	\$7,711,263	\$7,637,567	\$7,999,487	17%
Sales Taxes	6,819,490	6,351,800	6,351,800	6,136,750	6,674,433	14%
Solid Waste	3,885,418	4,025,900	4,025,900	4,135,650	4,155,900	9%
Street Maintenance	787,122	812,000	812,000	800,000	802,000	2%
Utilities	8,923,431	9,428,600	9,428,600	9,347,125	9,819,150	21%
Other	8,204,309	10,040,671	10,739,117	9,524,282	9,930,726	21%
Transfers In	7,293,237	4,188,208	4,516,509	4,366,185	5,207,121	11%
From (To) Fund Balance	1,104,513	3,975,019	4,189,233	554,999	2,967,727	6%
Totals	\$44,243,094	\$46,533,461	\$47,774,422	\$42,502,557	\$47,556,544	100%



WHERE THE MONEY GOES

Description	2018-2019 Actual	2019-2020			2020-2021		% of Total
		Original Budget	Current Budget	Estimated Actual	Adopted Budget		
Expenditures							
Personnel Services	\$16,834,061.15	\$17,800,531.00	\$17,700,194.24	\$17,750,249.99	\$18,984,004.40		40%
Supplies	1,849,201.60	1,800,950.00	1,694,325.57	1,601,695.01	1,483,815.46		3%
Services	9,548,917.62	10,108,415.06	9,654,849.62	9,359,572.17	10,594,764.55		22%
Repairs	729,403.80	654,469.00	688,377.78	627,246.17	693,944.00		1%
Maintenance	2,447,404.19	4,894,900.00	5,115,735.06	2,793,619.96	4,562,219.00		10%
Operating Lease	2,322,190.84	3,782,467.00	3,686,577.96	3,620,267.66	3,668,956.89		8%
Capital Outlay	3,158,490.49	3,271,421.00	3,508,870.25	2,351,621.80	2,329,619.00		5%
Transfers Out	7,293,236.78	4,188,207.94	4,350,509.01	4,366,184.67	5,207,120.70		11%
Department Reduction	0.00	0.00	1,342,882.15	0.00	0.00		0%
Project Accounts	3,893.38	0.00	-	-	0.00		0%
Prior Yr Adjustments	56,293.71	32,100.00	32,100.00	32,100.00	32,100.00		0%
Total Expenditures	\$44,243,094	\$46,533,461	\$47,774,422	\$42,502,557	\$47,556,544		100%



ALL FUNDS COMBINED

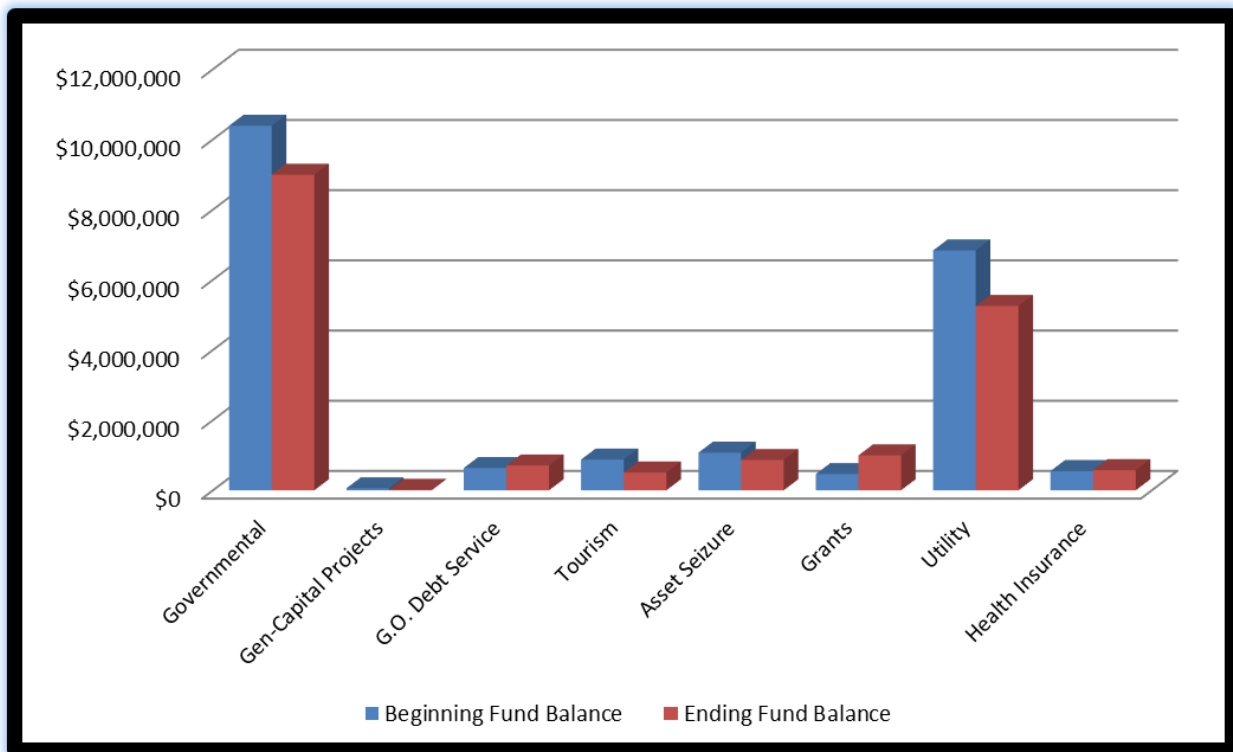
EFFECT ON FUND BALANCE

Funds	2018-2019 Actual	2019-2020		2020-2021	
		Original Budget	Current Budget	Estimated Actual	Adopted Budget
Operating:					
001-General Fund	353,543.33	(1,213,061.10)	(1,143,694.41)	(492,715.21)	(1,126,005.31)
002-Tourism	(5,477.26)	(16,342.65)	(16,342.65)	(24,317.16)	2,011.00
011-GO Debt Service	52,716.08	38,234.00	38,234.00	22,234.00	70,813.00
012-UF Debt Service	1,572,459.00	200,000.00	200,000.00	193,100.00	196,250.00
025-Building Security Fund	3,286.00	0.00	0.00	0.00	0.00
031-Municipal Court Technology	(6,374.44)	(4,000.00)	(4,000.00)	(6,500.00)	(6,292.00)
051-Utility Fund	(1,151,919.72)	357,332.59	290,400.59	397,307.52	(267,003.23)
055-Stormwater Drainage Capital Proj	99,490.44	112,100.00	112,100.00	109,100.00	111,100.00
087-Solid Waste Capital Projects	98,111.57	4,670.00	4,670.00	14,244.41	(134,510.00)
090-Landfill Closure Fund	120,622.76	116,227.00	116,227.00	114,502.00	167,122.00
092-Street Maintenance Fund	(261,832.28)	(29,471.00)	25,139.32	252,610.32	(548,000.00)
093-Park Maintenance Fund	23,537.29	(2,539.00)	(2,539.00)	(2,539.00)	(23,304.00)
098-Economic Development	(66,407.62)	(4,980.00)	(4,980.00)	41,816.33	15,524.00
120-Property Tax Reserve Fund	0.00	197,842.00	197,842.00	197,842.00	166,748.00
138-Self Insurance Fund	(313,815.85)	(544,301.00)	(544,301.00)	(455,988.42)	26,799.00
202-Tourism Façade Grant Program	25,380.00	0.00	0.00	(15,369.45)	30,000.00
Total Effect on Fund Balance - Operating Funds	543,319.30	(788,289.16)	(731,244.15)	345,327.34	(1,318,747.54)
Non-Operating Funds:					
005-PD State Seizure Fund	(765,708.26)	(239,322.00)	(239,322.00)	(196,414.40)	(172,217.37)
009-Law Enf Off Stand Police	0.00	0.00	0.00	3,349.19	(5,000.00)
010-Law Enf Off Stand Fire	0.00	0.00	0.00	0.00	(2,656.00)
013-Texas Historical Fund	0.00	0.00	0.00	0.00	(56.76)
026-Golf Course Capital Maintenance	5,471.00	(13,883.00)	(16,773.22)	(16,773.17)	4,422.84
027-EMS	0.00	0.00	0.00	3,045.00	(4,417.00)
028-PD Federal Seizure Fund	(11,836.79)	(29,900.00)	(29,900.00)	(29,900.00)	(29,900.00)
030-Red Ribbon Drug Awareness	0.00	0.00	0.00	0.00	(58.26)
033-CO Series 2016 - GF	(1,354,760.83)	(594,747.00)	(594,747.00)	(282,240.05)	(37,372.00)
039-CO Series 2002-2002A - GF	126.66	0.00	0.00	68.00	(5,266.37)
054-UF Capital Projects	2,933.38	(1,156,046.00)	(1,156,046.00)	(544,234.00)	(714,636.20)
060-Computer Lease Purchase	0.00	(47.76)	(47.76)	(47.76)	0.00
062-CO Series 2005 - UF	1,245.29	(49,500.00)	(49,500.00)	(49,850.00)	(1,137.58)
065-CO Series 2011 - GF	0.00	(2,288.28)	(2,288.28)	(2,288.28)	0.00
066-CO Series 2011 - UF	(226,314.20)	5,000.00	5,000.00	1,050.00	(70,519.99)
067-CO Series 2013 - GF Street Proj	208.47	(27,800.00)	(27,800.00)	(28,927.11)	0.00
068-CO Series 2013 - UF Drainage	2,300.52	(806,800.00)	(806,800.00)	(148,264.49)	(837,200.00)
071-FEMA Assistance	0.00	0.00	(215,305.77)	0.00	0.00
078-Texas Parks & Wildlife	0.00	(3,598.89)	(3,598.89)	(3,598.89)	0.00
079-Texas Capital Fund Main Street	0.00	(3,056.51)	(3,056.51)	(3,056.51)	0.00
082-TXCDBG Grant	0.00	(13,500.00)	(13,500.00)	(13,500.00)	0.00
084-DEAAG Grant	0.00	0.00	0.00	13,732.30	907,500.00
086-TX CDBG Grant #7218269	(15,471.00)	0.00	0.00	24,907.00	0.00
091-GF Capital Projects	(3,548.26)	0.00	0.00	9,003.52	(64.58)
094-Texas Parks & Wildlife Grant	197,000.00	0.00	0.00	162,500.00	(359,500.00)
095-National Trust for Historical Preser	0.00	0.00	0.00	5,000.00	(3,161.38)
096-Insurance Claim Recovery	(2,117.41)	(245,135.00)	(255,198.30)	(1,755.97)	0.00
097-Vehicle Replacement Fund-Fire	(77,361.35)	(6,105.00)	(6,105.00)	68,413.47	57,651.96
103-COVID19 Event	0.00	0.00	0.00	172,456.25	0.00
105-Vehicle Replacement Fund-PD	0.00	0.00	0.00	0.00	10,000.00
106-Vehicle Replacement Fund-PW	0.00	0.00	0.00	0.00	15,266.37
107-Assistance to Firefighters Grant	0.00	0.00	0.00	0.00	0.00
203-JK Northway EDA Fund	600,000.00	0.00	(43,000.00)	(43,000.00)	(557,000.00)
204-JK Northway Hotel Venue Tax Fur	0.00	0.00	0.00	0.00	156,342.86
Total Effect on Fund Balance - Capital Funds	(1,647,832.78)	(3,186,729.44)	(3,457,988.73)	(900,325.90)	(1,648,979.46)

FUND BALANCE BY FUND TYPE

FUND BALANCE - BY FUND TYPE

Funds	Estimated Fund Balance Beginning FY 20-21	Revenues	Revenues Transfers In	Expenditures	Expenditures Transfers Out	Estimated Fund Balance Ending FY 20-21
Governmental	\$10,387,820	\$21,787,521	\$1,973,002	\$24,164,819	\$990,853	\$8,992,671
Gen-Capital Projects	55,820	4,000	0	41,372	5,266	\$13,182
G.O. Debt Service	634,332	1,454,417	48,029	1,431,633	0	\$705,145
Tourism	874,621	719,418	30,000	1,010,433	107,631	\$505,975
Asset Seizure	1,070,634	16,100	0	224,509	0	\$862,224
Grants	461,068	1,122,568	998,427	1,588,288	57	\$993,719
Utility	6,833,759	9,904,375	2,089,658	9,473,866	4,103,314	\$5,250,612
Health Insurance	547,228	4,373,297	68,005	4,414,503	0	\$574,027
	\$20,865,281	\$39,381,696	\$5,207,121	\$42,349,423	\$5,207,121	\$17,897,554



FUND BALANCE CHANGE SUMMARY

Changes in Fund Balance

Funds	Beginning Fund Balance	Ending Fund Balance	Change	% Change
Governmental	10,387,820	8,992,671	(1,395,149)	-13.43%
Funds in this category changed:				
General Fund decreased \$1.1 million or 16.47 - still maintaining 25% minimum reserves				
Golf Course Maintenance increased \$4,423 or 134.6% - build up for future projects				
SW Cap Projects decreased \$134,510 or 30.77% - project completion				
Landfill Closure increased \$167,122 or 10.42% - build up for future projects				
Street Maintenance decreased \$548,000 or 57.18%-completion of additional projects				
Park Maintenance decreased \$23,304 or 60.09%-completion of additional projects				
Vehicle Replacement-Fire Increased \$57,652 or 71.13%-build up for future purchases				
Vehicle Replacement-PD & PW increased \$10,000 each as these are new funds				
Property Tax Reserves increased \$166,748 or 84.28%-build up for future projects				
GF Capital Projects	55,820	13,182	(42,638)	-76.38%
Funds in this category decreased due the completion of projects and no ongoing revenue streams. Funds are being spent down as intended.				
GO Debt Service	634,332	705,145	70,813	11.16%
This fund balance slightly due to lower payments due to a refunding.				
Tourism	874,621	505,975	(368,646)	-42.15%
Funds in this category changed:				
Façade Grant increased \$30,000 or 300% due to a transfer for façade grant applications				
EDA Grant decreased \$557,000 or 100% due to the anticipation that all funding will be spent				
Venue Tax increased \$156,343 as this is a new fund when venue tax is implemented				
Asset Seizure	1,070,634	862,224	(208,410)	-19.47%
Funds in this category changed:				
Police Seizure decreased \$172,217 or 18.53%-spending down funds from previous seizures				
Police Fed Seizures decreased \$29,900 or 25.73%-spending down funds				
Muni Court Technology decreased \$6,292 or \$25.19% spending down funds				
Grants	461,068	993,719	532,651	115.53%
An increase in grant fund balance represents new grants that will not be completed in one fiscal year.				
Utility	6,833,759	5,250,612	(1,583,147)	-23.17%
Funds in this category changed:				
UF Debt Service increased \$196,250 or 27.67% due to a build up of fund balance for coverage				
UF Cap Projects decreased \$714,636 or 97.09% due to completion of projects				
Stormwater increased \$111,100 or 44.93% due to build up of fund balance				
CO 2005 decreased \$1,138 or 100% due to the closing of this fund				
CO 2011 decreased \$70,529 or 100% due to the closing of this fund				
CO 2013 decreased \$837,200 or 43.79% due to completion of projects				
Health Insurance	547,228	574,027	26,799	4.90%



TRANSFERS

FY 20-21 ADOPTED BUDGET TRANSFERS IN AND OUT

Transfers In			Transfers Out		
Fund	Transfer From	Amount	Fund	Transfer To	Amount
001 - General Fund	Fund 002	77,340.00	002 - Tourism Fund	Fund 001	77,340.00
	Fund 026	5,416.16	026 - Golf Course Maint	Fund 001	5,416.16
	Fund 013	56.76	013 - TX Historical Fund	Fund 001	56.76
	Fund 051	1,350,000.00	051 - Utility Fund	Fund 001	1,350,000.00
	Fund 087	68,309.00	087 - SW Capital Projects	Fund 001	68,309.00
	Fund 091	64.58	091 - GF Capital Projs	Fund 001	64.58
	Fund 092	150,000.00	092 - Street Fund	Fund 001	150,000.00
	Fund 097	12,348.04	097 - Vehicle Replace-Fire	Fund 001	12,348.04
011 - GO Debt Service	Fund 087	48,029.00	087 - SW Capital Projects	Fund 011	48,029.00
012 - UF Debt Service	Fund 051	1,307,883.00	051 - Utility Fund	Fund 012	1,307,883.00
	Fund 055	292,800.00	055 - Storm Water Drainage	Fund 012	292,800.00
026 - Golf Course Maint	Fund 001	9,839.00	001- General Fund	Fund 026	9,839.00
050 - DOJ JAG Grant Fund	Fund 001	13,325.00	001- General Fund	Fund 050	13,325.00
051 - Utility Fund	Fund 001	314,533.00	001- General Fund	Fund 051	314,533.00
	Fund 054	2,836.20	054 - UF Capital Projects	Fund 051	2,836.20
	Fund 062	1,137.58	062 - CO Series 2005	Fund 051	1,137.58
054 - UF Capital Projects	Fund 051	87,563.00	051 - Utility Fund	Fund 054	87,563.00
066 - CO Series 2011 UF	Fund 051	82,905.01	051 - Utility Fund	Fund 066	82,905.01
084 - DEAAG	Fund 051	907,500.00	051 - Utility Fund	Fund 084	907,500.00
090 - Landfill Closure	Fund 087	96,472.00	087 - SW Capital Projects	Fund 090	96,472.00
093 - Park Maintenance	Fund 001	25,000.00	001- General Fund	Fund 093	25,000.00
098 -Economic Develop	Fund 001	152,890.00	001 - General Fund	Fund 098	152,890.00
100 - TASA Grant	Fund 001	20,694.00	001- General Fund	Fund 100	20,694.00
	Fund 051	56,908.00	051- Utility Fund	Fund 100	56,908.00
105 - Vehicle Replace-PD	Fund 001	10,000.00	001 - General Fund	Fund 105	10,000.00
106 - Vehicle Replace-PW	Fund 001	10,000.00	001 - General Fund	Fund 106	10,000.00
	Fund 039	5,266.37	039 - CO Series 2002-2002A	Fund 106	5,266.37
138 - Self Insurance Fund	Fund 001	53,547.00	001 - General Fund	Fund 138	53,547.00
	Fund 002	291.00	002 - Tourism	Fund 138	291.00
	Fund 051	13,781.00	051 - Utility Fund	Fund 138	13,781.00
	Fund 098	386.00	098 - Economic Dev Fund	Fund 138	386.00
202 - Façade Grant Program	Fund 002	30,000.00	002 - Tourism Fund	Fund 202	30,000.00
Total Transfers In		<u>5,207,120.70</u>	Total Transfers Out		<u>5,207,120.70</u>



10 YR HISTORY OF FULL-TIME POSITIONS BY PROGRAM

10 YEAR HISTORY OF FULL-TIME POSITIONS BY PROGRAM

COLA and Adjustment % or Rate Increases	0%	1.50%	1.50%	1.50%	1%	Adjustments	0%	2%	1%	1.5%
	FY 11-12	FY 12-13	FY 13-14	FY 14-15	FY 15-16	FY 16-17	FY 17-18	FY 18-19	FY 19-20	FY 20-21
	Adopted	Adopted	Adopted	Adopted	Adopted	Adopted	Adopted	Adopted	Adopted	Adopted
General Government & Administrative Services										
City Commission	5	5	5	5	5	5	5	5	5	5
City Manager	3	2	2	3	3	2	2	2	2	2
Municipal Building						1	1	0	0	0
Economic Development					0	1	1	1	1	1
Human Resources	2	2	2	2	2	4	4	4	4	4
Legal	2	2	2	2	2	2	2	2	2	2
Finance Admin.	6	6	6	6	6	6	8	12	13	11
Purchasing	3	3	3	4	4	2	0	0	0	0
Information Technology						2	2	0	0	0
	21	20	20	22	22	25	25	26	27	25
Community & Economic Development										
Appearance	3	6	6	6	6	6	7	7	4	6
Golf Course				8	7	5	5	5	5	5
Parks				8	10	10	10	10	10	10
Planning/Economic Development	5	5	5	5	5	6	6	5	5	5
	8	11	11	27	28	27	28	27	24	26
Health										
Health	12	10	10	10	10	10	10	9	9	9
	12	10	10	10	10	10	10	9	9	9
Library										
Library	9	9	9	9	9	9	8	8	8	0
	9	9	9	9	9	9	8	8	8	0
Public Safety & Judiciary										
Fire/Emergency Management	33	33	33	35	35	33	34	34	34	34
Police	66	67	67	66	67	69	69	69	69	70
Municipal Court	3	5	5	5.5	5.5	5	5	5	5	5
Risk & Emergency Mgt.	1	1	1	1	1	0	0	0	0	0
Task Force	12	12	12	11	11	0	0	0	0	0
	115	118	118	118.5	119.5	107	108	108	108	109
Public Works										
Public Works Admin / Engineering	3	4	4	4	4	4	4	4	4	6
Capital Improvements					1	1	1	1	1	0
Garage	8	8	8	8	8	8	8	8	8	8
Ground Maintenance					3	3	3	3	3	3
Solid Waste - Landfill	8	8	8	8	8	8	8	9	9	9
Solid Waste - Recycling	1	1	1	1	1	1	0	0	1	1
Solid Waste - Sanitation	17	17	17	17	17	15	14	14	14	14
Street	20	20	20	20	20	20	20	20	20	20
Wastewater	19	19	19	19	19	18	18	18	18	18
Water	13	13	13	13	13	13	13	13	13	13
Water Production	4	4	4	4	4	4	4	4	4	4
Collections - Utility	5	5	5	5.5	6	6	6	6	6	6
Collections - Meter Reader	2	2	2	2	2	2	2	2	2	2
	100	101	101	101.5	106	103	101	102	103	104
Tourism Services										
Tourism Services	0	4	4	3	3	3	3	3	3	2
	0	4	4	3	3	3	3	3	3	2
Total Full Time Employees	265	273	273	291	298	284	283	283	282	275



ADOPTED POSITION SUMMARY

FY 20-21

City of King'sville
Adopted Positions Summary - FY 20-21

Employee Type	FY 20-21	FY 19-20	Difference
Full-Time	275	282	(7.00)
Part-Time	24	29	(5.00)
Temporary/Seasonal	32	23	9.00
Totals	331	334	(3.00)

Changes:

Full-Time

1 FT - Library Director	(1.00)
1 FT - Library Assistant	(1.00)
1 FT - Reference Librarian	(1.00)
1 FT - Children's Librarian	(1.00)
2 FT - Technical Services Assistant	(2.00)
1 FT - Assistant Library Administrator	(1.00)
1 FT - Circulation Librarian	(1.00)
1 FT - Engineer's Assistant - Engineering	1.00
1 FT - Administrative Assistant II - Tourism	(1.00)
1 FT - Maintenance Worker - Tourism - JK	(1.00)
1 FT - Help Desk Technician - Police	1.00
1 FT - Administrative Assistant II - Wastewater (Correction from FY 19/20)	1.00
Total Changes - FTE	(7.00)

Part-Time

1 PT - Help Desk Technician - Finance- IT	(1.00)
1 PT - Audio/Visual Specialist - Police	(1.00)
1 PT - Evidence Clerk - Police	1.00
2 PT - Maintenance Workers - Library	(2.00)
1 PT - Library Assistant	(1.00)
1 PT - Digital Services Librarian	(1.00)
1 PT - Administrative Assistant I - Tourism	1.00
1 PT - Customer Service Rep - Tourism	(1.00)
1 PT - Maintenance Worker - Tourism	1.00
1 PT - GIS Tech - Engineering	(1.00)
2 PT - Kennel Attendants - Health	2.00
1 PT - Administrative Assistant II - Wastewater (Correction from FY 19/20)	(1.00)
1 PT - Maintenance Workers - Facilities	(1.00)
Total Changes - PT	(5.00)

Temp-Seasonal

2 PT - Maintenance Workers (Seasonal)- Tourism- JK	(2.00)
9 TEMP - Seasonal Workers - Parks	9.00
2 TEMP - Seasonal Workers - Parks	2.00
Total Changes - PT	9.00



POSITION SUMMARY – BY FUND/DEPARTMENT

POSITION SUMMARY BY FUND/DEPARTMENT FY 2020-2021					
Department	Position Title	#FT	#PT	# Temp Seasonal	Total
001 - General Fund					
1000-City Commission	Mayor	1			
	Commissioner	4			5
1010-City Manager	City Manager	1			
	City Secretary	1			2
1100-Human Resources	Human Resources Director	1			
	Risk Manager	1			
	HR Specialist	2			4
1400-Legal	City Attorney	1			
	Paralegal	1			2
1600-Planning & Development Services					
1601-Development Services	Planning & Development Svcs Director	1			
	Administrative Assistant II	1			2
1602-Permits	Building Official	1			
	Customer Service Representative II	1			2
1603-Code Compliance	Administrative Assistant I	1			
	Code Compliance Inspector	3			
	Equipment Operator I	2			
	Maintenance Workers			2	8
1604-Downtown	Downtown Manager	1			1
<i>Note: 100% of the Downtown Manager salary is coded to division 1604, Tourism Fund transfers in 1/2 of the costs through the transfer account code</i>					
1700-Solid Waste Management					
1701-Recycling	Recycling Technician	1			1
1702-Sanitation Collection	Foreman	1			
	Equipment Operator III	1			
	Equipment Operator II	12			14
1703-Landfill	Supervisor	1			
	Foreman	1			
	Equipment Operator II	7			9
1800-Finance					
1801-Finance Administration	Finance Director	1			
	Accounting Manager	1			
	Purchasing & Facilities Manager	1			
	Accounts Payable Specialist	1			
	Accounting Assistant	2			
	Administrative Assistant	1			
	Payroll Specialist	1			8
1803-Municipal Court	Municipal Court Judge	1			
	Municipal Court Supervisor	1			
	Deputy Clerk	3	1		6
1806-Technology Services	Information Technology Manager	1			
	Systems Specialist	1			2
<i>Note: division 1806 used to be 1902, brought under Finance FY 18-19.</i>					
2100-Police					
2101-Police Administration	Chief of Police	1			
	Administrative Coordinator	1			
	Captain	1			
	Help Desk Technician	1			
	IT Manager	1			5
2102-Police Uniform	Administrative Assistant I	1			
	Commander	1			
	Captain	4			
	Lieutenant	3			
	Police Officer	26			35
2103-Police Communications	Communications Supervisor	1			
	Lead Telecommunications Operator	4			
	Telecommunications Operator	10			15

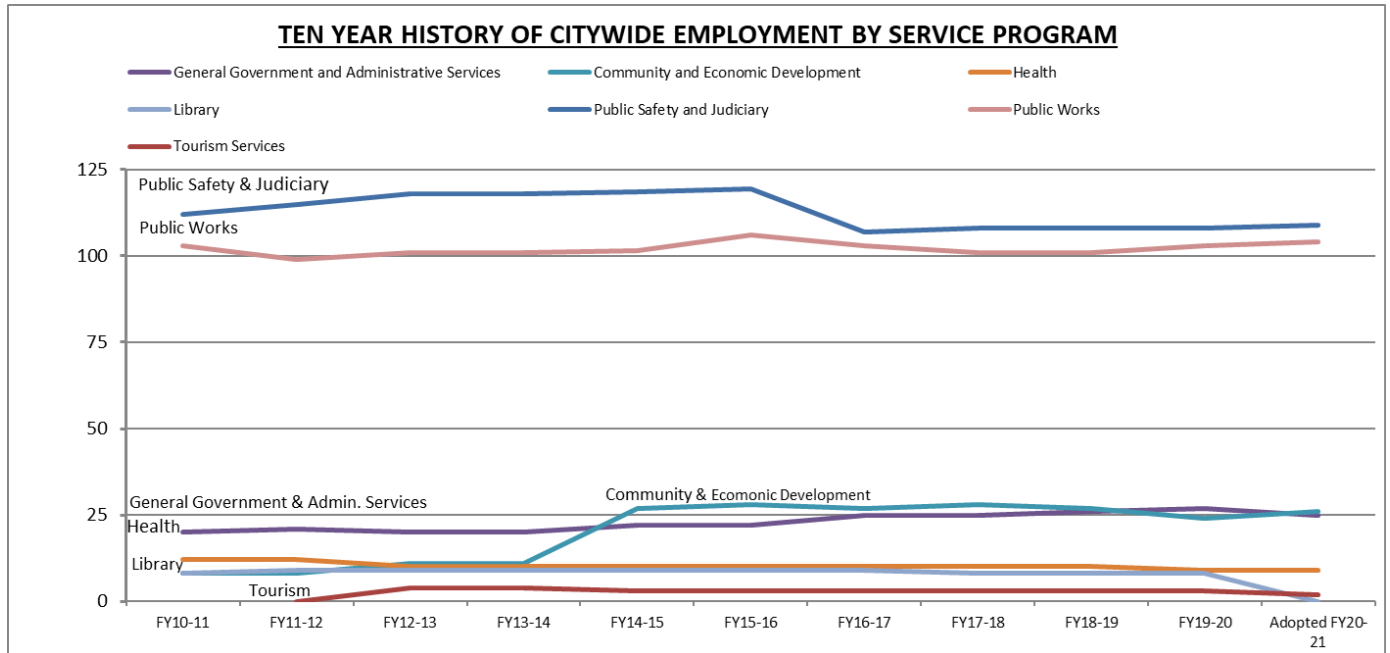
POSITION SUMMARY – BY FUND/DEPARTMENT

2104-Police Criminal Investigations	Administrative Assistant I	1		
	Crime Scene Specialist	1		
	Evidence Clerk		1	
	Commander	1		
	Captain	1		
	Lieutenant	2		
	Police Officer	7		14
2105-Police Community Services	Police Officer	1		1
2106-Warrant Enforcement	Police Officer	1		1
2200-Fire				
	Fire Chief	1		
	Administrative Assistant II	1		
	Fire Marshal	1		
	Customer Service Representative II		1	
	Captain	3		
	Lieutenant	3		
	Engineer	6		
	Firefighter	19		35
3030-Garage				
	Garage Supervisor	1		
	Equipment Service Worker	1		
	Inventory Clerk	1		
	Lead Maintenance Technician	1		
	Maintenance Technician	3		
	Welder/Fabricator	1		8
3050-Streets				
	Street Supervisor	1		
	Foreman	1		
	Equipment Operator III	1		
	Equipment Operator II	8		
	Equipment Operator I	2		
	Maintenance Worker	7		20
4400-Health				
	Health Director	1		
	Administrative Assistant II	1		
	Animal Services Specialist	3		
	Customer Service Representative I	1		
	Health Inspector II	1		
	Health Inspector I	1		
	Animal Care Attendant	1		
	Kennel Attendant		3	12
4500-Parks & Recreation				
4501-Parks Administration				
	Parks & Recreation Director	1		
	Parks Maintenance Manager	1		
	Administrative Assistant II	1		
	Maintenance Worker	1	1	5
4502-Golf Course Maintenance				
	Foreman	1		
	Maintenance Worker	2	4	7
4512-Golf Course Pro Shop				
	Golf Course Manager	1		
	Pro Shop Attendant	1	2	4
4503-Parks Maintenance				
	Foreman	1		
	Equipment Operator I	1		
	Maintenance Worker	4	1	7
4513-Seasonal & Recreation				
	Seasonal Workers			30
				30
General Fund Totals		219	14	32
				265

POSITION SUMMARY – BY FUND/DEPARTMENT

002 - Tourism Fund				
1070-Tourism				
1071-Administration	Tourism Services Director	1		
	Administrative Assistant I		1	
	Special Events Coordinator	1		
	Customer Service Representative I		1	
	Maintenance Worker		1	5
	Tourism Fund Totals	<u>2</u>	<u>3</u>	<u>0</u> <u>5</u>
051 - Utility Fund				
6000-Water				
6001-Water Construction	Water Supervisor	1		
	Equipment Operator III	3		
	Equipment Operator II	3		
	Utility Worker	6		13
6002-Water Production	Water Production Supervisor	1		
	Waste Water Operator	2		
	Maintenance Worker	1		4
6101-Grounds Maintenance	Equipment Operator II	1		
	Maintenance Worker	2		3
6200-Utility Billing				
6201-Collections	Collections Supervisor	1		
	Customer Billing Specialist II	2		
	Customer Service Representative	3		6
6202-Meter Reading	Meter Reader Foreman	1		
	Meter Reader Technician	1		2
7000-Waste Water				
7001-Waste Water Plant	Waste Water Supervisor	1		
	Administrative Assistant II	1		
	Waste Water Foreman	1		
	Lab Technician	1		
	Maintenance Technician	1		
	Pump Operator	1		
	Waste Water Operator	2		8
7002-Waste Water South Plant	Plant Operator	1		
	Plant Helper	1		2
7003-Sewer Construction	Waste Water Foreman	1		
	Utility Worker	2		
	Equipment Operator II	3		
	Equipment Operator III	2		8
8000-Public Works				
8000-Engineering & Public Works Admin	- ENGINEERING -			
	City Engineer	1		
	Administrative Assistant II	1		
	Capital Improvements Manager	1		
	Engineer Assistant	2		
	GIS Technician		1	
	- PUBLIC WORKS -			
	Public Works Director	1		
	Administrative Assistant I		1	8
<i>Note: General Fund will transfer in 50% of costs.</i>				
8020-Facilities Maintenance	Maintenance Worker	1	4	
	Service Technician		1	6
<i>Note: General Fund will transfer in 50% of costs.</i>				
	Totals Utility Fund	<u>53</u>	<u>7</u>	<u>0</u> <u>60</u>
098 - Economic Development Fund				
1060-Economic Development				
1060-Economic Development	EDC Director	1		1
	Totals Economic Development Fund	<u>1</u>		<u>1</u>
	City of Kingsville Total Positions	<u>275</u>	<u>24</u>	<u>32</u> <u>331</u>

10 YR HISTORY OF FULL-TIME POSITIONS BY SERVICE PROGRAM



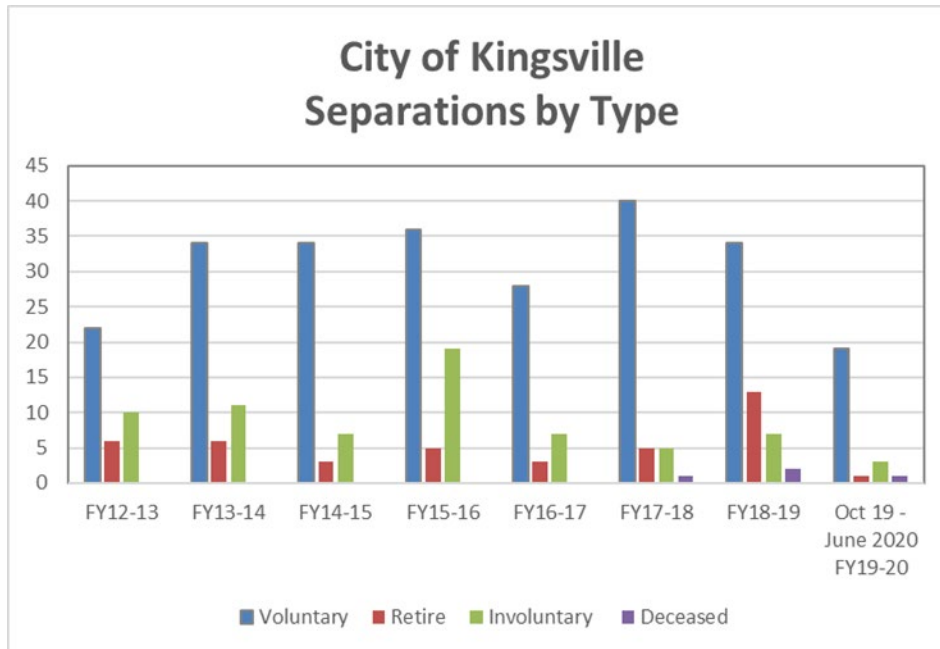
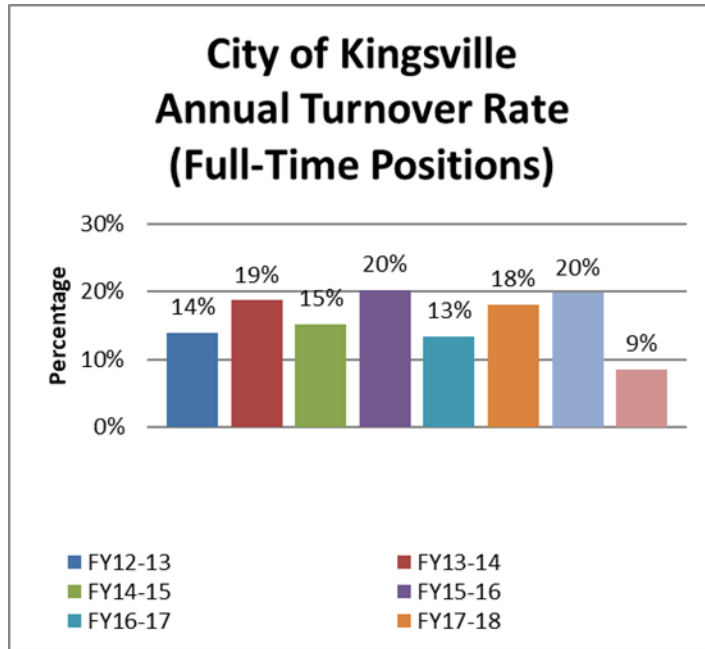


FULL-TIME POSITIONS SEPARATIONS & TURNOVER

FULL-TIME EMPLOYEES												
COLA and Adjustment % or Rate Increases	2.0%	0.0%	1.5%	1.5%	1.5%	1.0%	Rate Adjustments		0.0%	2.0%	10%	15%
Fiscal Year	FY 10-11 Adopted	FY 11-12 Adopted	FY 12-13 Adopted	FY 13-14 Adopted	FY 14-15 Adopted	FY 15-16 Adopted	FY 16-17 Adopted	FY 17-18 Adopted	FY 18-19 Adopted	FY 19-20 Adopted	Adopted FY 20-21 Proposed	
Service Programs												
General Government and Administrative Services	20	21	20	20	22	22	25	25	26	27	25	
Community and Economic Development	8	8	11	11	27	28	27	28	27	24	26	
Health	12	12	10	10	10	10	10	10	10	9	9	
Library	8	9	9	9	9	9	9	8	8	8	0	
Public Safety and Judiciary	112	115	118	118	118.5	119.5	107	108	108	108	109	
Public Works	103	99	101	101	101.5	106	103	101	101	103	104	
Tourism Services		0	4	4	3	3	3	3	3	3	2	
Total Full Time Employees	263	264	273	273	291	297.5	284	283	283	282	275	

SEPARATIONS: FULL-TIME EMPLOYEES								
Full-time Separations	38	51	44	60	38	51	56	24
Fiscal Year	FY12-13	FY13-14	FY14-15	FY15-16	FY16-17	FY17-18	FY18-19	Oct 19 - June 2020 FY19-20
Voluntary	22	34	34	36	28	40	34	19
Retire	6	6	3	5	3	5	13	1
Involuntary	10	11	7	19	7	5	7	3
Deceased	0	0	0	0	0	1	2	1
Annual Turnover Rate	14%	19%	15%	20%	13%	18%	20%	9%

FULL-TIME POSITIONS SEPARATIONS & TURNOVER

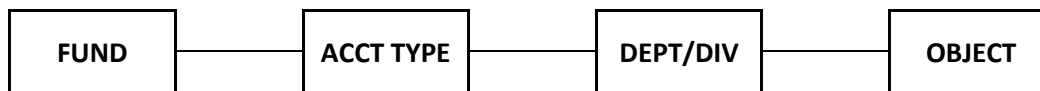


ACCOUNTING STRUCTURE

CHART OF ACCOUNTS

The purpose of structuring a financial system is to organize and identify the sources and use of funds, revenues, and expenditures, activities related to each of these, and to allow for the maintenance, retention, and retrieval of this information.

The first step in accessing financial information is identifying the Fund (e.g. General Fund, Utility Fund) which contains the desired data. The next step is identifying what type of account (0-Asset, 1-Liability, 2-Equity, 4-Revenues, 5-Expenditures). The next piece is the department/division (e.g. City Commission, Legal) and then the object (e.g. Salaries, Supplies).

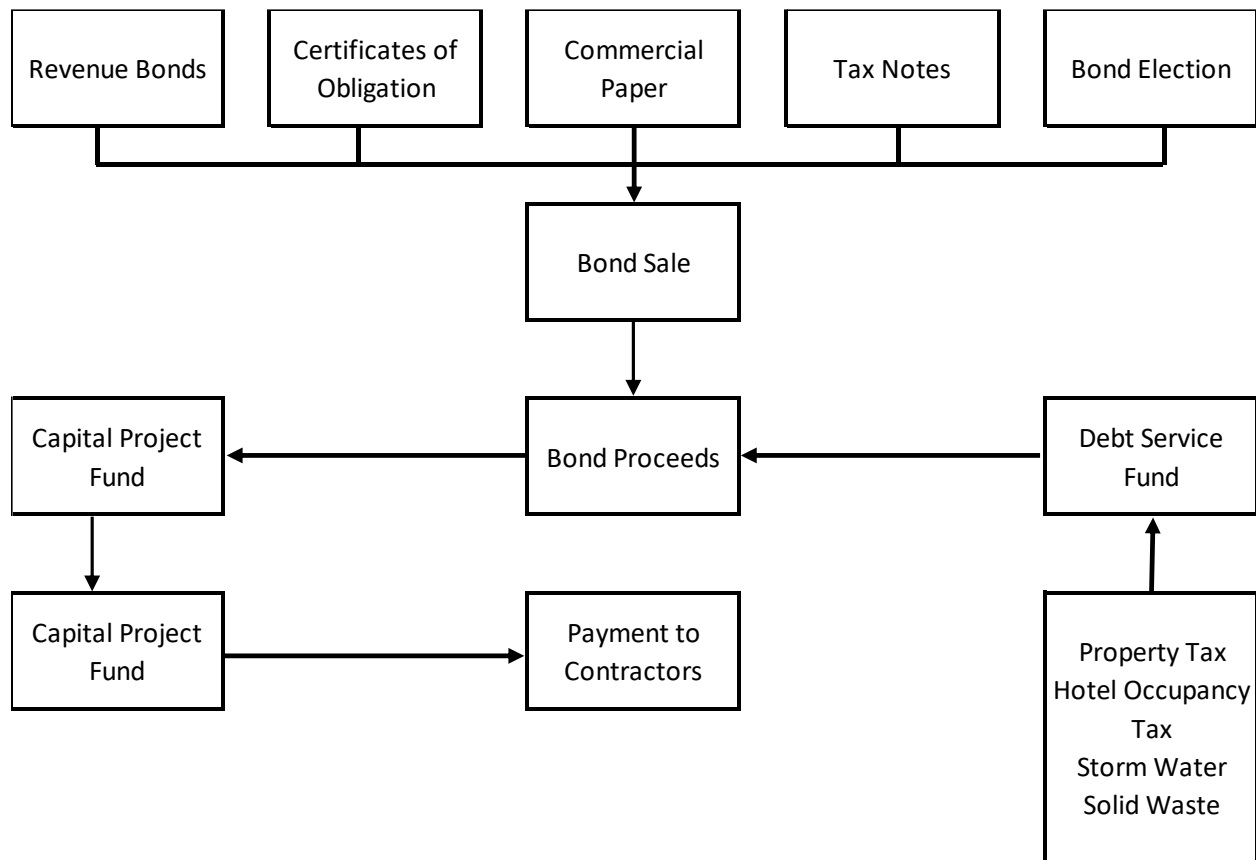


OPERATING FLOW OF FUNDS

1. Revenues are paid into funds, such as the General Fund and Enterprise Funds, as a result of specific activities such as the following:
 - a) General Fund Revenues – Property Tax, Sales Tax, Permits, Fines
 - b) Special Revenue Fund Revenues – Hotel Occupancy Tax
 - c) Enterprise Fund Revenues – Water, sewer, storm water
2. Expenditures are made from funds, such as the General Fund and Enterprise Funds, to support activities to each such as the following:
 - a) General Fund Departments – Police, Fire, Parks
 - b) Special Revenue Fund Departments – Tourism, JK Northway
 - c) Enterprise Fund Departments – Water, Sewer, Wastewater
3. General Fund, Special Revenue Fund, and Enterprise Fund make payments into Internal Service Funds to support Self Insurance.
4. Non-General Fund funds (Special Revenue, Enterprise) contribute funds back to the General Fund toward the cost of services provided to the General Fund.

DEBT SERVICE FLOW OF FUNDS

1. The City holds a bond sale after one of the following:
 - a. Approval by City Commission to issue Certificates of Obligation or some type of financing
 - b. Successful completion of a General Obligation Bond Election
2. The bonds are purchased, and the funds generated from the sale are allocated to Bond Funds to support specific projects or to refund existing debt.
3. New funding is distributed from the Bond Funds to the individual project budgets while refunding amounts are paid out within the Debt Service Funds to the appropriate escrow agents.
4. Payments are made through open project accounts to individual contractors for project work.
5. When a project is completed and the project account closed, unused funds can be directed to the debt service obligation or for usage towards additional projects.
 - a. For reduction of the debt service obligation, the unused funds are transferred from the overall bond fund into the Debt Service Fund
6. The Debt Service Fund is also supported by other revenue sources.
7. The Debt Service Fund is used to pay the interest and principal of long-term debts.





FUND STRUCTURE SUMMARY

The City of Kingsville maintains its books using the fund accounting system. This system is used by all local governmental entities when maintaining its operational finances and its budget. The definition of a fund is a self-balancing set of accounts which records cash and other financial resources, along with all related liabilities and residual equities or balances, which are segregated for the purpose of carrying on specific activities. A fund also has certain objectives which are guided by laws, restrictions or limitations. This system of accounting allows for a governmental entity to show how resources are being used instead of how much profit is being earned.

The two broad categories of funds are governmental and proprietary. Governmental funds derive most of its revenues from the imposition of taxes. These taxes are used to support governmental-type activities. Proprietary funds account for business-type activities the government is involved in. These types of activities involve the charging of fees in return for certain goods or services. Examples of this are water, sewer and garbage services provided to city residents.

Governmental funds are subdivided into the general fund, debt service, capital project, and special revenue funds. The general fund is the largest fund on the City’s books. It is a major fund which accounts for current financial resources and current liabilities that are not required to be accounted for in another fund. It accounts for most of the daily operations of the City. Debt service funds account for transactions involving the paying of principal and interest of long-term debt. Capital project funds account for assets that are used to pay for large capital projects such as new roads, drainage systems, buildings, etc. Lastly, special revenue funds are used to account for proceeds from specific revenue sources that are restricted or committed to be expended for certain purposes.

City departments/divisions that are accounted for in the **General Fund**:

City Commission	Recycling	Service Center
City Manager	Sanitation	Garage
City Special	Landfill	Street
Human Resources	Finance Administration	Health
Legal	Municipal Court	Parks & Recreation
Planning	Facilities Maintenance	Softball League
Permits & Licenses	Information Technology	Golf Course
Code Compliance	Police	Public Works Administration
Downtown	Fire	

City department/divisions that are accounted for in the **Tourism Fund - Administration**

Proprietary funds can be broken down into two categories. They are enterprise funds and internal service funds. Enterprise funds maintain transactions for governmental entities that operate like a private business. Most of the revenues acquired are from fees charged to customers in exchange for certain services such as water and sewer service, garbage collections, storm water services, etc. Internal service funds report activities that involve providing goods or services to other departments, divisions or other government entities.

FUND STRUCTURE SUMMARY

Preparation of the budget involves funds, departments, divisions, categories (type of revenue or expense) and objects (revenue line-items and expenditure line-items).

City department/divisions that are accounted for in the **Utility Fund**

Water Construction	Wastewater South Plant
Water Production	Wastewater Sewer Collection
Ground Maintenance	Engineering
Collections	Facilities Maintenance
Meter Reading	
Wastewater North Plant	

FUND DESCRIPTIONS

General Government Funds

001 – General Fund – A major fund which accounts for current financial resources and current liabilities that are not required to be accounted for in another fund. It accounts for most of the daily operations of the City. The general fund is the largest fund for the City. This fund is appropriated.

025 – Building Security Fund – This fund accounts for municipal court security fees collected through the collection of fines. It also accounts for overtime for staff providing security for the Court. This fund is appropriated.

026 – Golf Course Capital Maintenance Fund – This fund accounts for 3% of golf course revenues for golf course capital maintenance.

087 – Solid Waste Capital Projects – Garbage fees and penalties on garbage fees are accounted for in this fund. These fees are collected each month from customers via monthly water bills. Landfill permit amendments are also accounted for in this fund. This fund is appropriated.

090 – Landfill Closure Fund – The Landfill Division provides waste disposal for Kingsville and the surrounding rural areas. Revenues are generated through surcharges paid by Kingsville residents and residents from surrounding rural areas. The fees collected are used to finance landfill closures and post closure costs. This fund is appropriated.

091 – GF Capital Projects Fund – Capital expenditures for various divisions are handled within this fund. Expenditures may include the purchase of vehicles, machinery, buildings, equipment, etc. This fund only handles governmental activities not proprietary activities. This fund is appropriated.

092 – Street Fund – This fund records Street Maintenance fees collected from property owners within the City's utility service area. Revenues are based on a flat fee for residential customers and a calculation which includes standard trip factors for business types for all commercial customers. The revenue generated is designated to pay for a planned Street Preventative

FUND STRUCTURE SUMMARY

Maintenance Program (SPMP) to address the street infrastructure needs of the City. This fund is appropriated.

093 – Park Maintenance Fund – This fund is used to account for park maintenance expenditures. Permanent funding for this fund will be discussed in FY 19. This fund is appropriated.

096 – Insurance Claim Recovery Fund – This fund accounts for the insurance claim proceeds received by the City. Expenditures may include repairs to various city buildings and property along with transfers out to various funds for project reallocations. Presented to show prior year history.

097 – Vehicle Replacement-Fire Fund – This fund is used to accumulate funds for future vehicle purchases for the Fire Department. Funds for the Vehicle Replacement Fund are received through General Fund transfers.

098 – Economic Development Fund – The Economic Development Fund is a new fund created to handle the revenues and expenditures related to economic development. This fund is appropriated.

103 – COVID-19 Fund – This fund accounts for transactions related to COVID-19 expenditures.

105 – Vehicle Replacement - Police Fund - This fund is used to accumulate funds for future vehicle purchases for the Police Department. Funds for the Vehicle Replacement Fund are received through General Fund transfers.

106 – Vehicle Replacement – Public Works Fund - This fund is used to accumulate funds for future vehicle purchases for Public Works. Funds for the Vehicle Replacement Fund are received through Utility Fund transfers.

120 – Property Tax Reserve Fund – This fund is used to account for a portion of M&O taxes that is set aside to deal with future budget shortfalls.

General Fund Capital Projects Funds

033 – CO Series 2016 – This fund was used to account for Certificate of Obligation Series 2016. The certificates were secured and payable with ad valorem taxes levied upon all taxable properties within City and a pledge of water and sewer revenue for the purpose of providing for the payment contractual obligations to be incurred in connection with the design, planning, acquisition, construction, equipping, expansion, repair, renovation and/or rehabilitation of certain City-owned public property. This fund is appropriated.

039 – CO Series 2002-2002A General Fund – This fund was used to account for Certificate of Obligation Series 2002 and 2002A. The certificates were secured and payable with ad valorem taxes levied upon all taxable properties within City and a pledge of water and sewer revenue. The proceeds from the issuance of these certificates were used for (1) the construction of a water well; (2) street and drainage system improvements; (3) improvements to City buildings; (4) purchase of

FUND STRUCTURE SUMMARY

vehicles for city use; (5) heavy equipment and office equipment for various departments; and (6) expenses related to legal, financial and engineering fees regarding the projects. This fund is appropriated.

065 – CO 2011 GF Fund – This fund was used to account for Certificate of Obligation Series 2011. The certificates were secured with ad valorem taxes levied upon all taxable properties within the City. Also, certain revenues from water and sewer operations were used to secure these certificates. Proceeds from the sale of these certificates were used for street and related drainage system repairs and improvements, vehicles and equipment for police, fire, engineering, street, health, utility, and public works departments; drainage improvements between Santa Gertrudis Estate and Texas A&M University-Kingsville parking lot; drainage improvements to Tranquitas Creek and Caesar Avenue ditch; water and wastewater projects for new water and wastewater lines; purchase of land for and to construct a new water well, a 500 gallon elevated storage tank, new south plant clarifier, rehabilitation of existing water wells, and lift station rehabilitation; improvements to and renovation of new City Hall; and for professional services in connection with such projects. This fund involved only governmental activities and not proprietary activities. A portion of the proceeds from the issuance of these Certificates were allocated to this fund and a portion was allocated to the CO 2011 UF Fund. This CO Series was refunded in FY 19-20 by CO Series 2020. Presented to show prior year history.

067 – CO 2013 GF Street Projects Fund – This fund is used to account for Certificate of Obligation Series 2013. The certificates are secured with ad valorem taxes levied upon all taxable properties within the City. Also, certain revenues from water and sewer operations are used to secure these certificates. Proceeds from these certificates are to be used for acquisition, construction, equipping, expansion, repair or renovation of City-owned public property and the payment of professional services involving these projects. This fund will also be used to record transactions involving Limited Tax Refunding Bonds, Series 2013. A portion of the proceeds from the issuance of these Certificates were allocated to this fund and a portion was allocated to the CO 2013 Drainage fund. Presented to show prior year history.

General Obligation Debt Service

011 – GO Debt Service Fund – This fund is to account for financial activities involving GO & CO debt service for the City. It is used to record the funds available for the payment of principal and interest payments on existing debt. It also records the payment transactions of said debt. This fund is an appropriated fund.

Tourism Funds

002 – Tourism Fund – This fund accounts for Hotel/Motel taxes. Hotels/Motels are required to pay a 7% tax on rents received from their guests for room rentals. A portion of each month's hotel tax receipts is donated to the John Conner Museum located at the Texas A&M University-Kingsville. Currently, the museum receives \$30,000 of hotel/motel taxes received. This fund is appropriated.

202 – Tourism Façade Grants Program Fund – This fund accounts for the annual Façade Grants Program. The City of Kingsville appropriated \$30,000 in FY 20-21 down from \$50,000 in prior

FUND STRUCTURE SUMMARY

years to be distributed to local business owners for façade projects, mural projects and window decal projects according to the Façade Grants Program Guidelines. This fund is appropriated.

203 – JK Northway EDA Fund - Kleberg County has received a grant to build an Emergency Operations Center on the grounds of the JK Northway. The City of Kingsville and Kleberg County has an agreement to share in the costs of construction and maintenance of the building up to the \$600,000 match of funds.

204 – JK Northway Hotel Venue Tax Fund – This fund accounts for a 2% hotel venue tax. Hotels/Motels are required to pay a 2% venue tax on rents received from their guests for room rentals. Revenues from this tax are used to fund improvements for the JK Northway Coliseum. The venue tax is expected to be implemented in FY 20-21. This fund is appropriated.

Asset Seizure Funds

The PD State Seizure fund and Municipal Court Technology fund are the only funds appropriated through the budget process. Once federal forfeiture funds are awarded, expenditures are appropriated through the budget amendment process.

005 – PD State Seizure Fund – Asset seizures initiated by the Kingsville Police Department are recorded in this fund. Any assets seized will be kept in this fund as pending until there is a disposition by a Texas State Court. If the Courts rule in favor of the City, the assets will officially become the property of the City to be used by the Police Department to fund law enforcement activities.

028 – PD Federal Forfeiture Fund – Asset seizures initiated by the Kingsville Police Department are recorded in this fund. Any assets seized will be kept in this fund as pending until there is a disposition by a Federal Court. If the Courts rule in favor of the City, the assets will officially become the property of the City to be used by the Police Department to fund law enforcement activities.

031 – Municipal Court Technology Fund – A portion of fines collected are allocated to this fund to finance the operations of the Municipal Court. These funds are used for the purchase of computer equipment, office equipment, software purchase/maintenance and leases payments for equipment.

Grant Funds

Grant funds are not appropriated unless the City has received confirmation of grant approval. Prior year grant funds are presented due to prior or current year activity.

009 – Law Enforcement Officers Stand – Police – Used to record the annual allocation payment from the Law Enforcement Officer Standards and Education (LEOSE). This payment must be used as necessary, to ensure the continuing education of law enforcement personnel, or to provide necessary training, as determined by the agency head, to full-time, fully paid law enforcement support personnel.

FUND STRUCTURE SUMMARY

010 – Law Enforcement Officers – Fire – Used to record the annual allocation payment from the Law Enforcement Officer Standards and Education (LEOSE). This payment must be used as necessary, to ensure the continuing education of law enforcement personnel, or to provide necessary training, as determined by the agency head, to full-time, fully paid law enforcement support personnel.

016 – PD Stonegarden Grant Fund – This fund is used to account for the Operation Stonegarden (OPSG) grant. The OPSG Program provides funding for investments in joint efforts to secure the United States' borders along routes of ingress from international borders to include travel corridors in states bordering Mexico and Canada, as well as states and territories with international water borders.

017 – PD Grant – Border Star – LBSP – This fund accounts for the Borderstar – LBSP Grant. The purpose of the grant is to sustain interagency law enforcement operations and enhance local law enforcement patrols in an effort to deter and facilitate directed actions to interdict criminal activity.

023 – PD STEP Grant – Used to record the STEP Comprehensive Grant 2019-kingsvPD-S-1YG-00076 made available by the State of Texas, acting through the Texas Department of Transportation.

027 – EMS Fund – Used to record EMS County Grant funds received from Coastal Bend Regional Advisory Council Trauma Service Area – U, Inc.

029 – JAG Grant 2017-DJ-BX-0902 – This fund accounts for the BJA FY 17 Edward Byrne Memorial Justice Assistance Grant (JAG) Program - Local Solicitation. This Local JAG award will be shared with Kleberg County for equipment purchases aimed at reducing crime and/or enhancing public/officer safety.

050 – DOJ JAG Grant – This fund accounts for grant funds provided by the Department of Justice for the purchase of equipment.

059 – Homeland Security Grant 2019 – SHSP LETPA Surv Eq – Used to account for police surveillance equipment.

069 – TXCDBG #7219012 Main Street – This fund is used to account for a Community Development Block Grant for Main Street sidewalk improvements.

071 – FEMA Assistance – Used to account for funds received from the Federal Emergency Management Agency.

077 – FEMA Assistance to Firefighters Grant – Used to account for funds received from the Federal Emergency Management Agency to be used for specific equipment purchases.

078 – Texas Parks & Wildlife Community Outdoor Grant – This fund is used to account for a Community Outdoor Outreach Grant from the Texas Parks and Wildlife Department. The Kingsville Healthy Families Outdoor Wet N Wild Adventures camp was funded with this grant.

FUND STRUCTURE SUMMARY

079 – Texas Capital Fund Main Street Grant – This fund is used to account for a Texas Capital Fund Program award from the Texas Department of Agriculture in support of a Main Street Project.

080 – Homeland Security Grant – This fund is used to account for a Homeland Security Grant Project to purchase Night Vision Equipment for the Kingsville Police Department.

082 – TXCDBG Grant #7215270 – Used to account for a Community Development Block Grant for an 8” Water Line Replacement Project.

083 – Criminal Justice Division of Governor Grant – Used to account for an Office of the Governor Criminal Justice Division Grant to purchase Body Worn Cameras for the Kingsville Police Department.

084 – DEAG Grant Fund – Used to account for a Defense Economic Adjustment Assistance Grant (DEAG).

086 – TXCDBG Grant #7218269 – This fund is used to account for a Community Development Block Grant for Sewer Improvements.

094 – Texas Parks and Wildlife Grant – This fund has been setup for a grant to be awarded in FY 18-19 for Park Improvements.

095 – National Trust for Historical Preservation – This fund is used to account for grant funds used for projects involving the creation of design guidelines for the local historic district.

100 – Safe Routes to Schools Grant – This fund is used to account for grant funds for projects for sidewalks, ramps and ADA projects.

101 – TX CDBG Main Street #7219192 – Used to account for Main Street Improvements.

102 – Certified Local Grant TX 18-027 – Used to account for design guidelines for Historic District.

107 – Assistance to Firefighters Grant – Used to account for personal protective equipment for the Fire Department.

601 – FEMA Event – Harvey – This fund is used to account for FEMA Event 4332-Hurricane Harvey.

Utility Funds

All funds in this subsection are appropriated.

012 – UF Debt Service Fund – Used to make principal and interest payments on outstanding debt involving Utility funds.

051 – Utility Fund – This fund is used to account for activities involving the water and sewer systems. Revenues acquired in this fund are from water sales, sewer sales, late fees, sewer taps, grease trap inspections and new customer tap fees. This fund accounts for activities in the following city divisions: water construction, water production, collections, meter readers, wastewater north plant, wastewater south plant, wastewater sewer collection, engineering and public works administration.

054 – UF Capital Projects Fund – Used to record financial transactions involving the purchase of capital assets for various divisions within the City. These divisions include Water Construction, Water Production, Collections, Meter Readers, Wastewater North Plant, Wastewater South Plant, Waste Water Sewer Collection and Engineering.

055 – Storm Water Drainage Capital Projects Fund– This fund records Storm Water utility fees collected from property owners. Any property within the utility service area that benefits from the storm water system shall be assessed a fee based on the property's rate class. Additionally, funds reserved for Storm Water capital outlay projects are included in this fund.

062 – CO Series 2005 Utility Fund – This fund accounts for the Certificate of Obligation Series 2005. The certificates are secured with ad valorem taxes levied upon all taxable properties within the City. The proceeds from the sale of these certificates are for the rehabilitation, maintenance and repair of certain City water towers; construction, repair and replacement of City wastewater treatment plants and lift stations; water meter replacements and upgrades; construction of a new water well; sewer line repair and replacement; the purchase of two backhoes; and professional services related to these purchases; and costs of the issuance of these certificates.

066 – CO Series 2011 Utility Fund - This fund was used to account for Certificate of Obligation Series 2011. The certificates are secured with ad valorem taxes levied upon all taxable properties within the City. Also, certain revenues from water and sewer operations are used to secure these certificates. Proceeds from the sale of these certificates are used for street and related drainage system repairs and improvements, vehicles and equipment for police, fire, engineering, street, health, utility, and public works departments; drainage improvements between Santa Gertrudis Estate and Texas A&M University-Kingsville parking lot; drainage improvements to Tranquitas Creek and Caesar Avenue ditch; water and wastewater projects for new water and wastewater lines; purchase of land for and to construct a new water well, a 500 gallon elevated storage tank, new south plant clarifier, rehabilitation of existing water wells, and lift station rehabilitation; improvements to and renovation of new City Hall; and for professional services in connection with such projects. This fund involves only governmental activities and not proprietary activities. A portion of the proceeds from the issuance of these Certificates were allocated to this fund and a portion was allocated to the CO 2011 GF Fund. This CO Series was refunded in FY 19-20 with CO Series 2020.

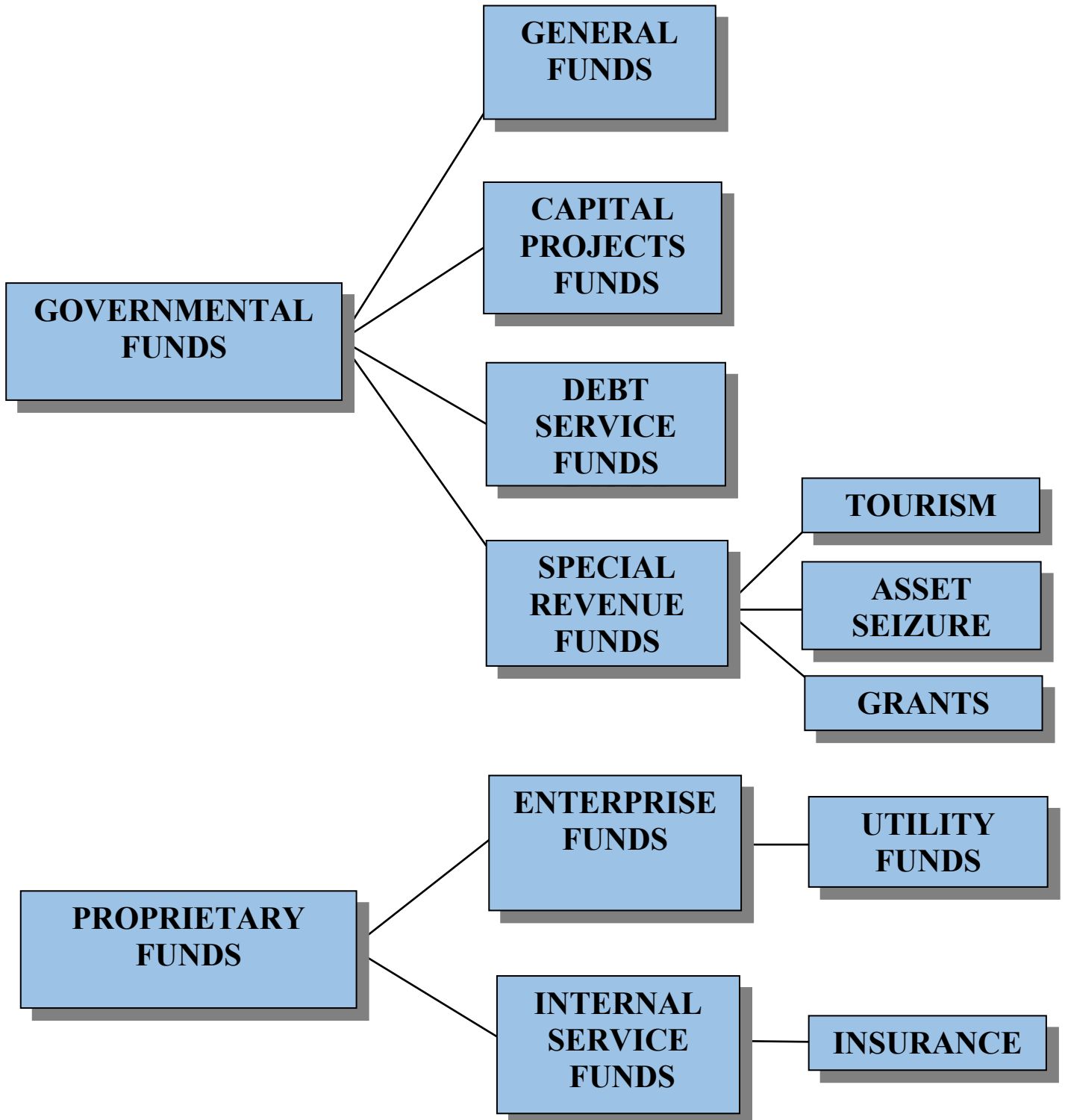
068 – CO Series 2013 Drainage Fund – This fund is used to account for Certificate of Obligation Series 2013. The certificates are secured with ad valorem taxes levied upon all taxable properties within the City. Also, certain revenues from water and sewer operations are used to secure these certificates. Proceeds from these certificates are to be used acquisition, construction, equipping, expansion, repair or renovation of City-owned public property and the payment of professional services involving these projects. This fund will also be used to record transactions involving Limited Tax Refunding Bonds, Series 2013. A portion of the proceeds from the issuance of these Certificates were allocated to this fund and a portion was allocated to the CO 2013 GF Streets Projects Fund.

Health Insurance Funds

138 – Insurance Fund – This fund accounts for insurance benefits provided to city employees. The City's health insurance benefit is a self-insured program with Entrust as the third-party administrator. All insurance claims are paid through this fund along with any fees associated with the processing of those claims. This fund is appropriated.

CITY OF KINGSVILLE

FUND STRUCTURE





DEPARTMENT-FUND RELATIONSHIP CHARTS

		General Funds													
Department		001 - GENERAL FUND	025 - BUILDING SECURITY FUND	026 - GC CAP MAINT FUND	087 - SW-CAP PROJECTS	090 - LANDFILL CLOSURE FUND	092 - STREET FUND	093 - PARK MAINT FUND	097 - VEHICLE REPLACE FIRE FUND	098 - ECONOMIC DEVELOP. FUND	103 - COVID 19 FUND	105 - VEHICLE REPLACE POLICE FUND	106 - VEHICLE REPLACE PUBLIC WORKS FUND	120 - PROPERTY TAX RESERVE FUND	203 - JK NORTHWAY EDA FUND
000	Non-Departmental	X		X				X	X	X		X	X		X
100	City Commission	X									X				
101	City Manager	X									X				
103	City Special	X									X				
106	Economic Development								X		X				
107	Tourism										X				X
140	Legal	X									X				
160	Planning	X									X				
170	Solid Waste Management	X			X	X					X				
180	Finance	X	X								X			X	
190	Technology Services	X									X				
210	Police	X	X								X	X			
220	Fire	X						X			X				
225	Volunteer Fire	X									X				
300	Public Works	X									X		X		
302	Service Center	X									X				
303	Garage	X									X				
305	Street	X			X		X				X				
440	Health	X									X				
450	Parks	X						X			X				X
510	GO Debt Service														
690	Fund Transfers	X			X		X		X						
600	Water										X				
610	Ground Maintenance										X				
620	Utility Billing										X				
700	Waste Water										X				
800	Engineering										X				
802	Facilities Maintenance-UF										X				
820	PW-Cap Improvements Mgr										X				



DEPARTMENT-FUND RELATIONSHIP CHARTS

		General Fund Capital Projects Funds			Debt Service Fund	Tourism Funds		Asset Seizure Funds		
Department		033 - CO 2016 - GENERAL	039 - CO 2002-2002A-GEN	067 - CO 2013 - GF STREET PROJS	011 - G.O. DEBT SERVICE FUND	002 - TOURISM FUND	202 - FACADE FUND	005 - PD-STATE SEIZURE FUND	028 - PD-FEDERAL SEIZURE FUND	031 - MUNI CRT TECH
000	Non-Departmental			X	X	X	X			
100	City Commission									
101	City Manager									
102	Facilities Maintenance-GF									
103	City Special	X								
106	Economic Development									
107	Tourism					X	X			
140	Legal									
160	Planning									
170	Solid Waste Management									
180	Finance		X							X
190	Technology Services									
210	Police							X	X	
220	Fire	X								
225	Volunteer Fire									
300	Engineer/Public Works									
302	Service Center									
303	Garage									
305	Street									
440	Health	X								
450	Parks	X								
460	Library									
510	GO Debt Service				X					
690	Fund Transfers					X				
600	Water									
610	Ground Maintenance									
620	Utility Billing									
700	Waste Water									
800	Engineer/Public Works									
802	Facilities Maintenance-UF									
820	PW-Cap Improvements Mgr									



DEPARTMENT-FUND RELATIONSHIP CHARTS

		Grant Funds																
Department		010 LAW EOS FIRE GRANT	016 PD STONE GARDEN GRANT	017 PD LBSP GRANT	027 EMS FUND	050 DOJ JAG GRANT	080 HS GRANT	069 TX CDBG GRANT MAIN	083 CJD OOG GRANT	084 DEAAG GRANT	085 CLG GRANT	086 CDBG GRANT	094 TXPW GRANT	095 HISTORIC PRESERV GRANT	100 SRTS GRANT	101 TX CDBG MAIN ST GRANT	102 CLG GRANT	107 AFG GRANT
000	Non-Departmental			X				X	X	X	X	X		X				
100	City Commission																	
101	City Manager																	
103	City Special								X									
106	Economic Development																	
107	Tourism																	
140	Legal																	
160	Planning							X			X			X		X	X	
170	Solid Waste Management																	
180	Finance																	
190	Technology Services																	
210	Police		X	X		X			X									
220	Fire	X			X													x
225	Volunteer Fire																	
300	Public Works																	
302	Service Center																	
303	Garage																	
305	Street																	
440	Health																	
450	Parks												X	X	X			
460	Library																	
510	GO Debt Service																	
690	Fund Transfers																	
600	Water																	
610	Ground Maintenance																	
620	Utility Billing																	
700	Waste Water											X			X			
800	Engineering																	
802	Facilities Maintenance-UF																	
820	PW-Cap Improvements Mgr																	
860	Storm Water																	

DEPARTMENT-FUND RELATIONSHIP CHARTS

		Utility Funds							Self Insurance Fund
Department		012 - UF DEBT SERVICE FUND	051 - UTILITY FUND	054 - UF CAPITAL PROJ.	055 - STORMWATER DRAIN CAP PROJ	062 - CO SERIES 2005 - UTILITY	066 - CO SERIES 2011- UTILITY	068 - CO SERIES 2013- DRAINAGE	138 - SELF INS FUND
000	Non-Departmental	X	X	X		X	X		X
100	City Commission								
101	City Manager								
102	Facilities Maintenance-GF								
103	City Special								
106	Economic Development								
107	Tourism								
140	Legal								
160	Planning								
170	Solid Waste Management								
180	Finance								X
190	Technology Services								
210	Police								
220	Fire								
225	Volunteer Fire								
300	Engineer/Public Works								
302	Service Center								
303	Garage								
305	Street							X	
440	Health								
450	Parks								
460	Library								
510	GO Debt Service	X							
690	Fund Transfers		X		X				
600	Water		X	X					
610	Ground Maintenance		X						
620	Utility Billing		X	X					
700	Waste Water		X	X					
800	Engineer/Public Works		X						
802	Facilities Maintenance-UF		X						
820	PW-Cap Improvements Mgr		X						
860	Storm Water				X				



FUND APPROPRIATION

Fund Appropriation List

<u>Fund</u>	<u>Description</u>	<u>Appropriated</u>	
<u>General Governmental Fund</u>			
001	General Fund	√	
025	Municipal Court Building Security Fund	√	
026	Golf Capital Maintenance Fund	√	
087	Solid Waste Capital Project Fund	√	
090	Landfill Closure Fund	√	
091	General Fund Capital Project Fund	√	
092	Street Fund	√	
093	Park Maintenance Fund	√	
096	Insurance Claim Recovery Fund	√	
097	Vehicle Replacement Fund-Fire	√	
098	Economic Development Fund	√	
103	COVID 19 Event		
105	Vehicle Replacement Fund-Police	√	
106	Vehicle Replacement Fund-Public Work	√	
120	Property Tax Reserve Fund	√	
<u>General Fund Capital Projects</u>			
033	CO Series 2016 Fund	√	
039	CO Series 2002-2002A Fund	√	
065	CO Series 2011 Fund	√	
067	CO Series 2013 Street Fund	√	
<u>Asset Seizure Funds</u>			
005	PD State Seizure Fund	√	
028	PD Federal Seizure Fund	√	
031	Municipal Court Technology	√	
<u>GO Debt Service Fund</u>			
011	GO Debt Service Fund	√	
<u>Tourism Funds</u>			
002	Tourism Fund	√	
202	Façade Grant Fund	√	Appropriated if program is authorized
203	JK Northway EDA Grant Fund	√	
204	JK Northway Venue Tax Fund	√	Appropriated when venue tax implemented

Fund Appropriation List

Fund	Description	Appropriated
<u>Enterprise Utility Funds</u>		
012	Utility Fund Debt Service	√
051	Utility Fund	√
054	Utility Fund Capital Projects	√
055	Stormwater	√
062	CO Series 2005	√
066	CO Series 2011	√
068	CO Series 2013-Drainage	√

Insurance Fund

138	Insurance Fund	√
-----	----------------	---

Grant Funds

The following funds are not appropriated during the budget process unless we know that funding will be received. During the year, if the City receives grant funds, funding will be appropriated through the budget amendment process to accept and expend the awarded funds.

009	Law Enforcement Police	√
010	Law Enforcement Fire	√
013	Texas Historical	√
016	Police Stonegarden	
017	Police Borderstar	
027	EMS	√
029	JAG Grant	
030	Red Ribbon	√
050	DOJ Jag Grant	√
059	Homeland Security	
060	Computer Lease	
069	TXCDBG Main Street Grant	
071	FEMA	
078	Texas Parks & Wildlife Grant	
079	Texas Capital Grant	
082	TXCDBG #7215270 Grant	
084	DEAAG Grant	√
086	TXCDBG #7218269 Grant	
094	Texas Parks & Wildlife Grant	√
095	National Trust Presevation Grant	√
100	TASA Grant	√
101	TXCDBG #7219192 Grant	√
107	Assistance to Firefighters Grant	√

FINANCIAL AND BUDGET POLICIES

Sound financial policy is very important when dealing with public funds. Local governments are entrusted by its constituents to make sound financial decisions when dealing with taxpayer dollars. It is prudent practice to adopt policies which will ensure that tax dollars are used wisely; that there is minimal waste; and that tax monies are used appropriately to provide the services which the public needs and deserves. This allows for the city to develop and maintain a strong financial condition which is paramount in allowing for quality services to be provided to its citizenry.

TRANSFER POLICY

Resolution #2016-62 established methods for the transfer of funds and amendments to the budget. This resolution requires:

- Transfers between funds to have City Commission approval
- Interdepartmental transfers are allowed as long as these transfers do not increase the departments overall budget by more than 10% and must be approved by the City Manager and Finance Director. Any interdepartmental transfer over 10% requires City Commission approval.
- Intradepartmental transfers are allowed as long as the transfer does not increase the overall budget of the department and must be approved by the Department Director and the Finance Director.
- Budget Amendments shall be enacted by ordinance.

INVESTMENT POLICY

The purpose of the investment policy is to maximize returns and minimize risks. The protection of the principal of any investment is the main priority. All transactions shall be scrutinized so that losses are avoided. A lesser priority is to seek market-average returns on investments undertaken. Also, liquidity must be maintained to ensure funds are available when needed to meet any obligations when necessary. All funds must be either deposited into a financial institution which is insured by the U.S. Government or into securities fully guaranteed by the U.S. Government.

This policy applies to all investments held by the City. This shall apply to all of the City's funds with the exception of the Volunteer Firefighter's Pension Fund.

On a quarterly basis, a report is created which details all cash and investments held for the City. The report includes the type of investments, maturity dates and investment dates.

BUDGET BASIS

The budgets of the General Governmental Funds, Special Revenue Funds, and Debt Service Funds are prepared and accounted for on the modified accrual basis. Briefly, this means that revenues are recognized in the accounting period in which they become available and measurable. Expenditures are recognized in the account period in which the fund liability is incurred. In contrast, the budget of the Enterprise Funds and Internal Service Funds are prepared and accounted for using the full accrual basis of accounting. Their revenues are recognized when they are earned, and their expenses are recognized when they are incurred.

The following list shows how each of the funds of the City of Kingsville is classified:

- General Governmental Funds – Modified Accrual basis
 - General Fund
 - Municipal Court Building Security Fund
 - Golf Course Capital Maintenance Fund
 - Solid Waste Capital Projects
 - Landfill Closure Fund
 - General Fund Capital Projects
 - Street Fund
 - Park Maintenance
 - Insurance Claim Recovery
 - Vehicle Replacement Funds
 - Economic Development Fund
 - COVID19 Event Fund
 - Property Tax Reserve Fund
 - All CO Series for General Fund
 - All grant funds
- Special Revenue Funds – Modified Accrual basis
 - Tourism Fund
 - Police State Seizure Fund
 - Police Federal Seizure Fund
 - Municipal Court Technology Fund
- Debt Service Funds – Modified Accrual basis
 - GO Debt Service
- Enterprise Funds – Full Accrual Basis
 - Utility Fund Debt Service Fund
 - Utility Fund
 - Utility Fund Capital Projects
 - Storm Water Drainage
 - CO Series 2005, 2011, and 2013
- Internal Service Fund – Full Accrual Basis
 - Insurance Fund

Under State Law, the budget must be balanced. A balanced budget is achieved when planned expenditures can be met by current income from taxation and other government receipts such as user fees. Fund balance reserves can be used in shortage situations as long as minimum reserves are maintained.

The difference between planned expenditures and revenues is called Fund Balance. For the purposes of this document, fund balance is calculated by taking the beginning undesignated or unreserved fund balance, plus total revenues and transfers in, less total expenditures and transfers out. General Fund and Utility Fund are subject to minimum fund balance requirements as defined in our Minimum Unassigned Fund Balance Policy.

MINIMUM UNASSIGNED FUND BALANCE POLICY

The City will maintain a minimum unassigned fund balance in its General Fund of 25% of the subsequent year's budgeted expenditures and outgoing transfers excluding capital lease initial recordation expenditures. In the initial year of a capital lease, the full amount of the capital lease is booked in both revenues and expenditures resulting in a \$0 effect on fund balance. Since the minimum fund balance requirement calculation only looks at total expenditures, the initial capital lease recordation expenditures have to be subtracted as the offsetting revenue entry is not there resulting in inflated expenditures subject to the minimum fund balance requirement.

The City will maintain unassigned fund balance in its Utility Fund of 25% of the subsequent year's budgeted expenditures and outgoing transfers excluding capital lease initial recordation expenditures.

The City Commission can approve the fund balance for either the General Fund or Utility Fund to be lowered at a level not to fall below 20% for a special capital project or capital purchase. When the fund balance is lowered for this purpose, replenishment to bring the fund balance back up to 25% must occur within a period not to exceed 5 years.

When fund balance falls below the minimum 25% due to operational deficiencies, the City will replenish shortage/deficiencies using the budget strategies and timeframes described below:

- The City will reduce recurring expenditures to eliminate any structural deficit or,
- The City will increase revenues or pursue other fund sources, or,
- A combination of the two options above.

Minimum fund balance deficiencies shall be replenished within the following time periods:

- A deficiency resulting in a minimum fund balance between 25% and 20% of the subsequent year's budgeted expenditures and outgoing transfers shall be replenished over a period not to exceed one year.
- A deficiency resulting in a minimum fund balance between 20% and 15% of the subsequent year's budgeted expenditures and outgoing transfers shall be replenished over a period not to exceed three years.
- A deficiency resulting in a minimum fund balance between 15% and 10% of the subsequent year's budgeted expenditures and outgoing transfers shall be replenished over a period not to exceed five years.

On September 25, 2017, the Commission amended the above policy by Resolution 2017-67 that would allow both the General Fund and Utility Fund, fund balances to be dropped to a minimum of 20% for a special capital project or capital purchase. If either fund balance would drop below the 25% level, there would be a five-year period to bring the fund balance back up to the 25% level. In FY 17-18, the Utility Fund was dropped to 20%.

FINANCIAL AND BUDGET POLICIES

Fund Balance Status

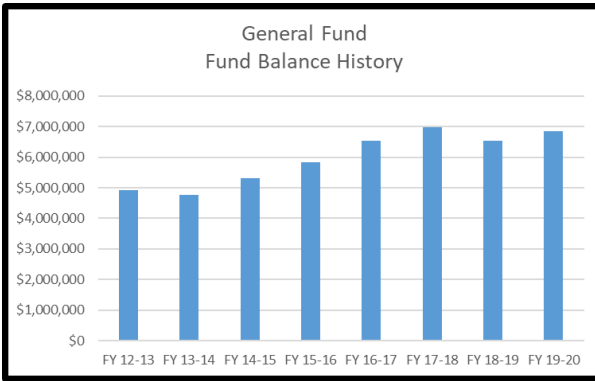
General Fund:

Ending Unassigned Fund Balance FY 2018-2019	Actual Expenditures FY 2018-2019	Unassigned Fund Balance Coverage
\$7,330,491	\$19,364,604	37.86%
Estimated Ending Unassigned Fund Balance FY 2019-2020	Estimated Expenditures FY 2019-2020	Estimated Unassigned Fund Balance Coverage
\$6,837,776	\$20,107,086	34.01%
Estimated Ending Unassigned Fund Balance FY 2020-2021	Budgeted Expenditures FY 2020-2021	Estimated Unassigned Fund Balance Coverage
\$5,711,771	\$21,296,398	26.82%

Utility Fund:

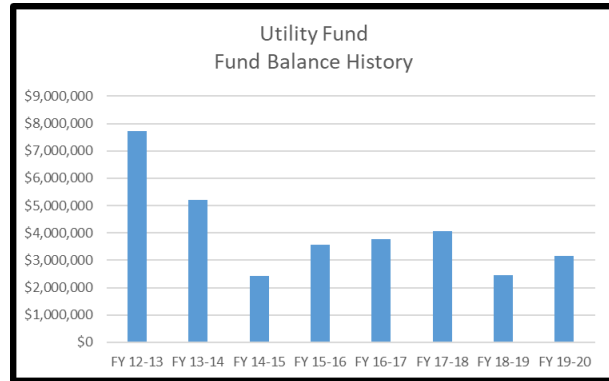
Ending Unassigned Fund Balance FY 2018-2019	Actual Expenditures FY 2018-2019	Unassigned Fund Balance Coverage
\$2,760,286	\$10,998,580	25.10%
Estimated Ending Unassigned Fund Balance FY 2019-2020	Estimated Expenditures FY 2019-2020	Estimated Unassigned Fund Balance Coverage
\$3,157,594	\$8,626,535	36.60%
Estimated Ending Unassigned Fund Balance FY 2020-2021	Budgeted Expenditures FY 2020-2021	Estimated Unassigned Fund Balance Coverage
\$2,890,590	\$10,079,110	28.68%

FINANCIAL AND BUDGET POLICIES



**General Fund
Fund Balance History**

<u>Fiscal Year</u>	<u>Amount</u>
FY 12-13	\$4,933,418
FY 13-14	\$4,775,810
FY 14-15	\$5,311,831
FY 15-16	\$5,827,797
FY 16-17	\$6,528,198
FY 17-18	\$6,963,103
FY 18-19	\$6,544,657
FY 19-20	\$6,837,776



**Utility Fund
Fund Balance History**

<u>Fiscal Year</u>	<u>Amount</u>
FY 12-13	\$7,731,472
FY 13-14	\$5,203,915
FY 14-15	\$2,424,090
FY 15-16	\$3,557,181
FY 16-17	\$3,782,034
FY 17-18	\$4,056,636
FY 18-19	\$2,460,817
FY 19-20	\$3,157,594

BALANCED BUDGET

Each year, the City strives to adopt a balanced budget. Not only is this sound financial management, it is required by Texas state law. A balanced budget simply means that the expected revenues are equal to the expected expenditures/expenses for the current period. If expenditures/expenses exceed revenue for the current period, transfers-in and fund balance appropriations are used to cover the shortfall. There are two types of transfers-in that the City may use. The first type is operational and recurs on a regular basis for the purpose of reimbursing a fund for administrative services provided to other funds. The second type involves transfers-in that are one-time or infrequent that is for the purpose of reimbursing a fund for one-time expenditures. The latter is usually for capital projects/expenditures. The second way a budget shortfall may be covered is by way of a fund balance appropriation. Appropriations from fund balance can be used to cover emergency situations that come about unexpectedly. They may also be used to pay any remaining amounts owed for “cash funded” capital projects. Appropriations from fund balance are also used for planned drawdowns of restricted bond proceeds to finish capital projects for which the bonds were originally issued for.

The Finance Director will continually monitor the budget to ensure that it is adhered to and that it remains balanced. Any corrective action will be taken when deemed necessary.

FINANCIAL AND BUDGET POLICIES

Below is a history of how our main operating accounts for the General Fund, Utility Fund and Tourism Fund have been budgeted and the effect of fund balance.

Budget Effect on Fund Balance - General Fund

FY 2019-2020 is based on Current Budget

Fiscal Year	Revenues	Expenditures	Surplus (Deficit)
			Effect on Fund Balance
FY 2015-2016	18,041,937.76	17,525,971.64	515,966.12
FY 2016-2017	19,331,693.15	18,761,740.13	569,953.02
FY 2017-2018	19,498,725.86	19,147,885.63	350,840.23
FY 2018-2019	19,309,325.21	20,214,219.17	(904,893.96)
FY 2019-2020	19,614,371.00	20,107,086.00	(492,715.00)

Budget Effect on Fund Balance - Tourism Fund

FY 2019-2020 is based on Current Budget

Fiscal Year	Revenues	Expenditures	Surplus (Deficit)
			Effect on Fund Balance
FY 2015-2016	512,182.28	628,609.31	(116,427.03)
FY 2016-2017	609,125.25	783,264.89	(174,139.64)
FY 2017-2018	646,609.28	714,740.14	(68,130.86)
FY 2018-2019	624,221.00	779,441.00	(155,220.00)
FY 2019-2020	552,836.00	577,153.00	(24,317.00)

Budget Effect on Fund Balance - Utility Fund

FY 2019-2020 is based on Current Budget

Fiscal Year	Revenues	Expenditures	Surplus (Deficit)
			Effect on Fund Balance
FY 2015-2016	10,384,623.07	9,251,531.82	1,133,091.25
FY 2016-2017	8,841,402.77	9,464,791.70	(623,388.93)
FY 2017-2018	9,390,028.80	9,467,718.99	(77,690.19)
FY 2018-2019	9,117,606.00	10,129,613.00	(1,012,007.00)
FY 2019-2020	9,023,843.00	8,626,535.00	397,308.00

BOND RATING

The City continually strives to maintain or improve its bond rating. A good bond rating allows for the City to obtain financing at minimal cost. Currently, the City's Standard & Poor's rating is 'A+'.

Major Revenues

Major General Fund revenues include Property Tax and Sales Tax. Property taxes are levied on both real and personal property according to the property's value and the tax rate. The estimated property tax revenue for FY 20-21 is \$7.552 million dollars at a 98% collection rate. Sales taxes are dependent on the local economy and are paid to the City for the sale of certain goods and services. City of Kingsville's current sales tax rate is 8.250%, of which 1.5% is dedicated to the General Fund. The estimated sales tax revenue to the General Fund for FY20-21 is \$5.1 million dollars. The remaining portion of sales tax is dedicated to the State at 6.25% and the County at .50%.

Major Expenditures

The FY 20-21 General Fund total budget which does not include transfers out or capital outlay is \$20.589 million. Public Safety expenditures for Police and Fire service total \$9.968 million which is 46.05% of the General Fund budget. Public Works total \$2.620 million or 12.10%. Streets total \$1.634 million or 7.55%. Quality of Life Divisions which includes Parks and Recreation total \$3.196 million or 14.767%. The remaining 16.72% provides funding for various other City departments.

BUDGET CONTROLS

Budgetary compliance is a significant tool for managing and controlling governmental activities, as well as ensuring conformance with the City's budgetary limits and specifications. The objective of budgetary controls is to ensure compliance with legal provisions embodied in the annual appropriated budget approved by the City Commission. Levels of budgetary controls, that is the level at which expenditures cannot legally exceed appropriated amounts, are established by function and activity within individual funds. The City utilizes an encumbrance system of accounting as one mechanism to accomplish effective budgetary controls. Encumbered amounts lapse at year-end. However, encumbrances for uncompleted projects are generally rolled forward and become part of next year's budget.

ACCOUNTING BASIS

The Comprehensive Annual Finance Report (CAFR) shows the status of the City's finances on a basis of Generally Accepted Accounting Principles (GAAP). In most cases, this conforms to the way the City prepares its budget. All governmental funds are accounted for using the current financial resources measurement focus and the modified accrual basis of accounting. This means that current assets and current liabilities are generally the primary balances included on their balance sheet.

Proprietary Funds are accounted for using the accrual basis of accounting. This means that revenues are recognized when earned, and expenses and related liabilities, including claims, judgments, and compensated absences, are recognized when incurred. These funds are accounted

FINANCIAL AND BUDGET POLICIES

for on a cost of services measurement focus. Consequently, all assets and liabilities are accounted for on their balance sheet.

The accounts of the City are organized by fund. Each fund is considered a separate accounting entity with its own set of self-balancing accounts comprised of its assets, liabilities, deferred inflow and outflows, fund equity, revenues, and expenditures/expenses. Each fund is included in the CAFR, however, certain funds such as Grant Funds are excluded from the budget process unless we know of an award for the next year prior to the adoption of the budget. If the City receives a grant award after the adoption of the budget, a budget amendment is submitted for the acceptance and expenditure appropriation.

FUND TYPES

General Fund – The General Fund of the City accounts for all financial resources except those required to be accounted for in another fund.

Special Revenue Funds – Special Revenue Funds are used to account for the proceeds of specific revenue sources that are legally restricted to expenditures for specified purposes (other than debt service and capital projects).

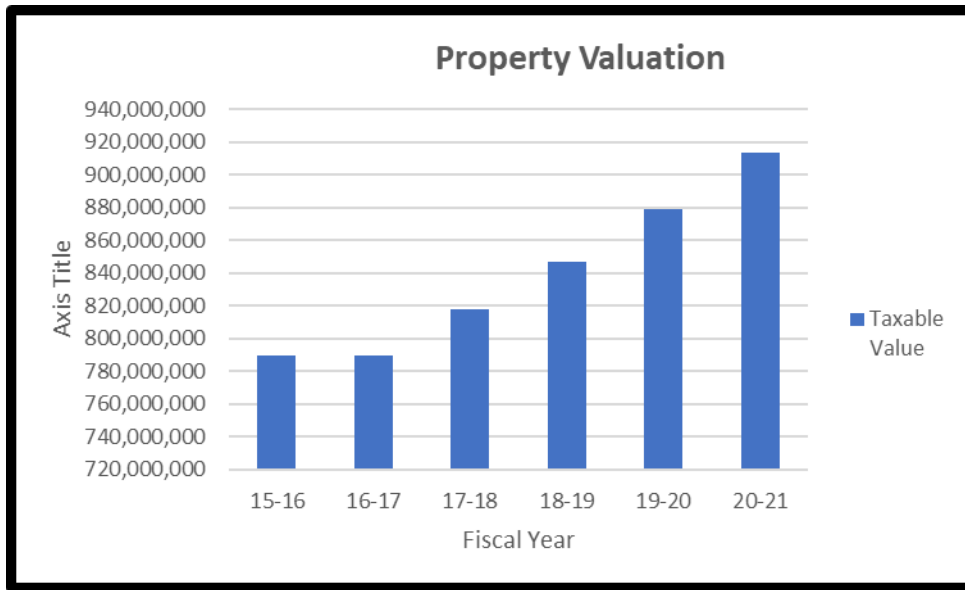
Enterprise Funds – Enterprise Funds are used to account for operations (a) that are financed and operated in a manner similar to private business enterprises, where the intent of the governing body is that the expenses (including depreciation) of providing goods or services to the general public on a continuing basis should be financed or recovered primarily has decided that periodic determination of revenues earned, expenses incurred, and/or net income is appropriate for capital maintenance, public policy, management control, accountability, or other purposes.

Internal Service Funds – Internal Service Funds are used to account for the financing of goods and services provided by one department or agency to other departments or agencies of the City or to other governmental units on a cost-reimbursement basis. The City's self-insurance program is accounted for in this fund type.

PROPERTY TAXES AND DEBT LIMIT

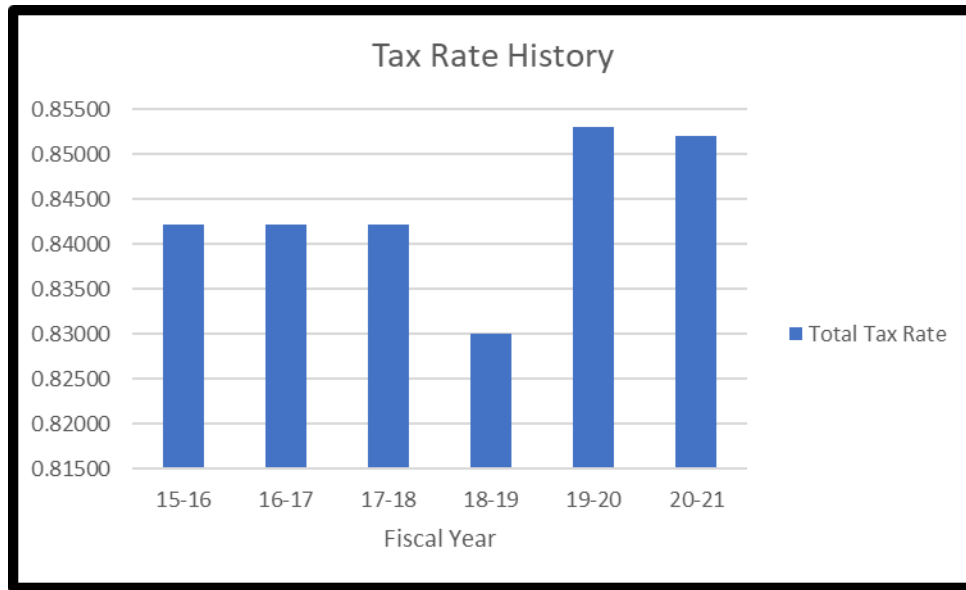
The FY 20-21 Adopted Budget includes \$6.01 million in maintenance and operations support for the General Fund from property taxes. The FY 20-21 Adopted Budget decreases the City's property tax rate at \$0.85208 cents per \$100 of valuation.

The property tax rate consists of two components: Maintenance & Operations (M&O) and Debt Service (I&S). The FY 20-21 M&O rate is \$0.70027 per \$100 of taxable valuation. Funds from this component of the property tax receipts are deposited in the General Fund and are used to pay for recurring and one-time expenses. A portion of these revenues are set aside in the Property Tax Reserve fund for future emergencies. The Debt Service component is determined by the City's debt service requirements. The FY 20-21 Debt Service rate is \$0.15181 per \$100 of taxable valuation. Property tax revenue from this component is deposited in the Debt Service Fund and is used exclusively to pay the principal and interest on outstanding debt. These two components together provide for a total tax rate for FY 20-21 of \$0.85208 per \$100 of taxable valuation.



Property Valuation Trend

Fiscal Year	Taxable Value
15-16	789,907,110
16-17	789,457,160
17-18	817,992,210
18-19	846,850,235
19-20	878,902,178
20-21	913,258,576



Fiscal Year	Total Tax Rate	M&O	I&S
15-16	0.84220	0.66090	0.18130
16-17	0.84220	0.66088	0.18132
17-18	0.84220	0.69055	0.15615
18-19	0.83000	0.66488	0.16512
19-20	0.85304	0.68522	0.16782
20-21	0.85208	0.70027	0.15181

Debt Service

The City issues debt for the purpose of financing long-term infrastructure capital improvements and short-term projects. Some of these projects have multiple sources of funding which include debt financing. Infrastructure, as referred to by the City, means the basic physical and organization structures and facilities provided by government to support a community’s basic human needs, economic activity, safety, education, and quality of life. Types of debt issued by the City include Certificates of Obligation, Limited Tax Refunding Bonds, General Obligation Bonds, and Public Property Finance Contractual Obligation obligations are pledged by ad valorem taxes. Revenue bonds are utilized to finance long-term capital improvements for enterprise operations such as storm water, drainage, water and wastewater projects.

The long-term infrastructure financing process commences with the identification of major projects throughout the City to be financed with debt. These City-wide projects typically involve health and public safety, street improvements, drainage, improvements to municipal facilities, as well as quality of life enhancements related to health, library and parks. The financing of major projects with debt may or may not require voter approval based on the type of financing is being used.

Debt Limitations

The amount of ad valorem tax-supported debt that the City may incur is limited by City Charter and by the Constitution of the State of Texas (the “State”). The City Charter establishes a limitation on the general obligation debt supported by ad valorem taxes to an amount not exceeding seventy-five cents (\$.75) on each one hundred dollars for general maintenance purposes, and to levy and collect taxes, not exceeding all purposes two and 50/100 dollars (\$2.50) on each one hundred dollars (\$100) of assessed valuation of all real and personal property within the City limits.

The Texas Attorney General has adopted an administrative policy that prohibits the issuance of debt by a municipality, such as the City, if its issuance produces debt service requirements exceeding that which can be paid from \$1.50 of the forgoing \$2.50 maximum tax rate calculated at 90% collections.

CAPITALIZATION THRESHOLDS

Individual acquisitions must meet the minimum capitalization threshold in order to be capitalized. For example, a single computer which costs \$5,000 would be capitalized and depreciated over its estimated useful life, whereas, five laptops purchased for \$10,000 would not, as their individual cost (\$2,000 each) does not meet the minimum threshold (\$5,000 each). The five laptops would be recorded as an operational expenditure.

The City has a standard \$5,000 threshold for all capital assets and the following is the useful life established:

<u>Asset Class</u>	<u>Useful Life (Years)</u>
Buildings	50
Improvements	20
Infrastructure	30
Machinery & Equipment	3-15
Computers	3-15
Vehicles	2-15

FISCAL MANAGEMENT

REVENUE PRACTICES

One-time Revenues – One-time revenues are those that are only temporary in nature. These types of revenues should only be used to fund one-time expenditures. They should not be used to fund ongoing expenditures or programs.

Grants – The City regularly pursues state and local grants to supplement funding for community needs. The City shall review all requirements for each grant to ensure guidelines are being followed. Periodic reviews shall be made and adjustments will be instituted to ensure compliance requirements are adhered to.

User Fees and Charges – Fees and charges such as water, sewer, storm water, etc. will be periodically reviewed to ensure that revenues collected from these revenue sources are adequate to support the services that are provided. If at any time it is determined that these fees/charges are not sufficient, the City will determine if an increase will be appropriate.

Diversification of Revenue – A diversified source of revenue is always preferable. The City is continually pursuing other ways of broadening the revenue base with varying sources of revenue. This will help to mitigate the impact in times of slowing economic conditions or whenever one revenue stream is less than desirable.

Revenue Budgeting – When budgeting for future revenues, careful analysis is undertaken to predict future revenues as accurately as possible. A conservative approach is preferable when dealing with unknown variables.

Investment Income – Interest income from bank accounts, certificates of deposits and other investments will be distributed to the appropriate funds.

Revenue Monitoring – Revenues shall be monitored to determine if actual revenues are in line with budgeted revenues. If a possible shortfall is detected, appropriate action will be taken to mitigate the effects.

Financial Reporting – On a monthly basis, a report is submitted to the Commission and Department Heads reporting revenues and expenditures for that month. Any unexpected changes or discrepancies are addressed and investigated.

EXPENDITURE PRACTICES

Procurement – To ensure that taxpayer dollars are used properly and that unnecessary spending occurs, the City has a procurement policy in place. This helps the City’s procurement procedures be more streamlined, efficient and cost-effective. It also allows vendors that do business with the City to receive the fairest treatment possible. Below is a summary of the current procurement practices followed by the City:

The dollar thresholds for procurement are as follows:

- \$0 - \$500 - Small purchases may be made using a City’s purchase card (P-Card).
- \$501 - \$999 - For these amounts, a P-Card or a purchase order may be utilized.
- \$1,000 - \$2,999 - A purchase order must be used with at least 3 quotes.
- \$3,000 - \$49,999 - A minimum of two Historically Underutilized Businesses (HUB) vendors within the County must be contacted on a rotating basis. A written quote must be obtained beforehand.
- \$50,000 & Over - Sealed bids must be received from potential vendors. The City Commission will make a determination which bid to accept via formal procedures.

During the competitive bidding process, other criteria are considered other than just price. This is referred to as best value. Other criteria to take into consideration during the bid evaluation process are experience, reputation, quality, financial stability, safety and personnel.

Another way the City obtains goods or services is through cooperative purchasing. This occurs when a member agency such as another municipality, county government, etc. awards a contract through the bidding process for the procurement of goods and services. The City, through an inter-local agreement, will obtain these goods and services from the awarded contract.

Purchase Card (P-Card) Policy – For small dollar purchases and high-volume repetitive purchases, employees may use their city-issued purchase card. This allows for a more streamlined method of procurement for certain goods or services. When the P-Card statement is received, the employee is responsible for completing a reconciliation of charges which is forwarded to their supervisor for approval.

Budgetary Control – Department Heads are responsible for administering the budgets for their respective departments. They are responsible for making prudent decisions regarding purchases made and that they stay within their budgets. They regularly monitor their accounts to make sure they have not exceeded their budget on each and every line-item. When necessary, they may submit budget transfer requests to the Finance department to transfer funds from one line-item to another to cover any overages. If the Department Head feels additional funds are needed than was budgeted to their department, they may request a budget amendment which must be approved by the City Commission. In addition to these controls, at the end of the fiscal year, the Finance Director reviews each department’s accounts for overages and makes budget transfers when necessary.

Travel Policy – Before any employee travels for City business, approval must be obtained. This includes approval from the Department Head, the Finance Director and the City Manager. If an employee is to travel out-of-state, City Commission approval will also be needed. The City of Kingsville covers reasonable and necessary travel expenses for authorized City business. Application of this policy ensures clear and consistent understanding of the rules by which travel reimbursements will be provided, thereby providing the best service and expedient reimbursement for travelers, ensure reimbursements are fair and equitable to both the city and the traveler and ensure compliance with federal regulations. Any person traveling on City business is expected to exercise the same care when incurring expenses that a prudent person would exercise if traveling on personal business and expending personal funds. Travelers are responsible for unauthorized costs and any additional expenses incurred for personal preference or convenience. After the employee has returned from their trip, they have five business days to submit a travel reconciliation.

RISK MANAGEMENT

The Risk Management Department works to prevent or minimize employee occupational injuries and illnesses. To minimize the City's liability, policies and procedures are put into place and periodically reviewed for improvement.

INVESTMENTS

An investment policy is in place to maximize returns and minimize risks. Loss avoidance is a main priority and is achieved by only investing in safe securities backed by the U.S. Government or by deposit in financial institutions backed by the federal government.

FIXED ASSETS AND INVENTORY

Procedures are in place to record and maintain the fixed asset system in accordance with GAAP. Expenditures are thoroughly vetted to determine if capitalization is required. Detailed records are kept for each asset capitalized. Inventory is audited by an independent auditor and a member of the Finance department on an annual basis.

CASH

Petty cash and cash drawers are audited on a quarterly basis by a member of the Finance department. Cash is safely stored in locked safes or cash bags and kept in secure areas.

COMPUTER EQUIPMENT AND DATA SECURITY

The City's computer systems and data are secured by various measures.

- Location – Computer equipment is kept in secure areas only accessible to authorized personnel. The server room is accessible only to Information Technology (IT) personnel with key access.
- Restrictive Access – The Accounting Manager is responsible for maintaining the security levels and privileges of employees who use the system.
- Remote Access – Remote access may be set up by the IT department for employees when authority is given by department heads.
- System backup – System backups are performed on a daily basis. Backup devices are kept in a secure area.
- Computer equipment – The IT department is responsible for purchasing and installing all computer and related equipment. I.D. tags are placed on all equipment which reads, "Property of the City of Kingsville". The IT department maintains an inventory list of all equipment owned by the City.



DEBT SERVICE

Debt Issue	Principal Issued	Principal Outstanding 09/30/2020	Interest Outstanding 09/30/2020	Combined Interest & Principal	Final Maturity Date
CO Series 2009	\$4,270,000	\$55,000	\$2,063	\$57,063	09/30/2021

Proceeds from the sale of the Certificates will be used for design, planning, acquisition, construction, equipping, expansion, repair, renovations and/or rehabilitation of certain City-owned public property, specifically landfill enhancements, development of a new cell at the landfill, equipment for the Solid Waste Department, street sweepers, enclosures, welding equipment, dumpsters, bulldozers, scrapers, carts, fencing, copiers and the payment of contractual obligations for professional services in connections with such projects (including, but not limited to, financial advisory, legal, architectural and engineering).

Payments are 100% paid by Solid Waste System Revenues

2021 Principal - \$55,000

2021 Interest - \$2063

Debt Service Schedule - CO Series 2009

Fiscal Year	Principal	Interest	Debt Service
2021	55,000	2,063	57,063

Debt Issue	Principal Issued	Principal Outstanding 09/30/2020	Interest Outstanding 09/30/2020	Combined Interest & Principal	Final Maturity Date
CO Series 2011	\$10,000,000	\$0	\$0	\$0	09/30/2020

This CO Series was refunded in FY 19-20 with the Limited Tax Refunding Bond Series 2020 using the same splits as the original issue.

Debt Issue	Principal Issued	Principal Outstanding 09/30/2020	Interest Outstanding 09/30/2020	Combined Interest & Principal	Final Maturity Date
CO Series 2013	\$1,260,000	\$305,000	\$9,250	\$314,250	09/30/2023

Proceeds from the sale of the Certificates will be used for the purpose of providing for the payment of contractual obligations to be incurred in connection with the design, planning, acquisition, construction, equipping, expansion, repair renovation, and/or rehabilitation of certain City-owned public property and the payment of contractual obligations for professional services in connection with such projects (including, but not limited to, financial advisory, legal, architectural, and engineering)

Payments are 100% General Fund - Tax Supported Debt

2021 Principal - \$100,000

2021 Interest - \$5,100

Debt Service Schedule - CO Series 2013 (GORB)

Fiscal Year	Principal	Interest	Debt Service
2021-2023	305,000	9,250	314,250

Debt Issue	Principal Issued	Principal Outstanding 09/30/2020	Interest Outstanding 09/30/2020	Combined Interest & Principal	Final Maturity Date
CO Series 2013	\$5,230,000	\$3,935,000	\$855,950	\$4,790,950	09/30/2033

Proceeds from the sale of the Certificates will be used for the purpose of providing for the payment of contractual obligations to be incurred in connection with the design, planning, acquisition, construction, equipping, expansion, repair renovation, and/or rehabilitation of certain City-owned public property and the payment of contractual obligations for professional services in connection with such projects (including, but not limited to, financial advisory, legal, architectural, and engineering)

Payments are split between General Fund and Utility Fund

General Fund: 2021 Principal - \$55,000

General Fund: 2021 Interest - \$22,800

Utility Fund: 2021 Principal - \$205,000

Utility Fund: 2021 Interest - \$87,300

Debt Service Schedule - CO Series 2013 - GF

Fiscal Year	Principal	Interest	Debt Service
2021-2025	280,000	102,450	382,450
2026-2030	320,000	61,800	381,800
2031-2033	215,000	13,050	228,050
Total GF	815,000	177,300	992,300

Debt Service Schedule - CO Series 2013 - UF

Fiscal Year	Principal	Interest	Debt Service
2021-2025	1,070,000	392,450	1,462,450
2026-2030	1,225,000	236,100	1,461,100
2031-2033	825,000	50,100	875,100
Total UF	3,120,000	678,650	3,798,650

Total Combined	3,935,000	855,950	4,790,950
-----------------------	------------------	----------------	------------------

Debt Issue	Principal Issued	Principal Outstanding 09/30/2020	Interest Outstanding 09/30/2020	Combined Interest & Principal	Final Maturity Date
LTRB Series 2014	\$9,040,000	\$4,290,000	\$300,775	\$4,590,775	09/30/2025
Proceeds from the sale of the Bonds will be used to refund a portion of the City's outstanding debt designated as the CO Series 2005 in order to lower the overall debt service requirements of the City and to pay the costs associated with the issuance of the Bonds.					

Payments are Utility System Revenue Supported

2021 Principal - \$825,000

2021 Interest - \$94,650

Debt Service Schedule - LTRB Series 2014 - UF

Fiscal Year	Principal	Interest	Debt Service
2021-2025	4,290,000	300,775	4,590,775

DEBT SERVICE

Debt Issue	Principal Issued	Principal Outstanding 09/30/2020	Interest Outstanding 09/30/2020	Combined Interest & Principal	Final Maturity Date
CO Series 2016	\$6,740,000	\$5,055,000	\$752,275	\$5,807,275	09/30/2036

Proceeds from the sale of the Certificates will be used for the purpose of providing for the payment of contractual obligations to be incurred in connection with the design, planning, acquisition, construction, equipping, expansion, repair, renovation, and/or rehabilitation of certain City-owned public property, including (1) park and golf course improvements; (2) downtown revitalization improvements including streets, sidewalks, lighting, and property acquisition; (3) street repairs; (4) improvements to municipal buildings; (5) Public Works department equipment; (6) emergency department vehicles and equipment and (7) payment of contractual obligations for professional services in connection with the issuance of the Certificates.

Payments are Tax Supported Debt

2021 Principal - \$845,000

2021 Interest - \$119,250

Debt Service Schedule - CO Series 2016

Fiscal Year	Principal	Interest	Debt Service
2021-2025	3,100,000	436,450	3,536,450
2026-2030	1,110,000	221,850	1,331,850
2031-2035	725,000	89,775	814,775
2036	120,000	4,200	124,200
Total	5,055,000	752,275	5,807,275

Debt Issue	Principal Issued	Principal Outstanding 09/30/2020	Interest Outstanding 09/30/2020	Combined Interest & Principal	Final Maturity Date
LTRF Series 2020	\$5,025,000	\$5,025,000	\$1,310,600	\$6,335,600	09/30/2032

Proceeds from the sale of the Certificates will be used for the purpose of providing for the payment of contractual obligations to be incurred in connection with street and related drainage system repair and improvements, vehicles and equipment for police, fire, engineering, street, health, utility, and public works departments; drainage improvements to Tranquitas Creek and Caesar Avenue ditch; water and wastewater projects for new water and wastewater lines; acquisition of land for and to construct a new water well, a 500,000 gallon elevated storage tank, new south plant clarifier, rehabilitation of existing water wells, and lift station rehabilitation; improvements to and renovation of new City Hall; and the payment of contractual obligations for professional services in connection with such projects (including, but not limited to, financial advisory, legal, architectural, and engineering).

DEBT SERVICE

Payments are split with Utility Fund (53.8504%-GF, 46.1496%-UF)
General Fund: 2021 Principal \$225,000 x 53.8504% = \$121,163.40
General Fund: 2021 Interest \$191,000 x 53.8504% = \$102,854.26

Utility Fund: 2021 Principal \$225,000 x 46.1496% = \$103,836.60
Utility Fund: 2020 Interest \$191,000 x 46.1496% = \$88,145.74

Debt Service Schedule - CO Series 2011

Fiscal Year	Principal	Interest	Debt Service
2021-2025	1,710,000	839,000	2,549,000
2026-2030	2,315,000	426,600	2,741,600
2031-2032	1,000,000	45,000	1,045,000
Total	5,025,000	1,310,600	6,335,600

CAPITAL PROJECTS

The City of Kingsville considers Capital Projects those that may take the City multiple years or multiple resources to complete. Resources include labor (in-house or outside), materials, products, assembly or construction costs that are included in the long-term asset costs. The following is a list of the adopted and on-going Capital Projects for the City of Kingsville.

001 - GENERAL FUND		
Project Description	Budgeted Amount	Purpose
Restoration & preservation of City Records	\$44,000	Restore & preserve City records
Concrete pad for Recycle Center	\$10,500	Concrete pad for new Recycle Center compactor machine
Roof replacement for Dr. Pepper building	\$40,000	Replace leaky roof at Dr. Pepper building
Police Department Fire System Replacement	\$28,000	Last inspection revealed that the Fire System was in need of replacement
(4) Chevy Tahoes	\$240,000	Chevy Tahoes for Police Dept - financed through capital lease
Command Vehicle	\$77,515	Replace Command 1010 vehicle for Fire Dept - finance through capital lease
Parking lot & entry aprons for new Recycle Center	\$30,676	Current parking lot is salvaged base material needing replacement before paving
Scag mower	\$15,000	Replace 7-year-old mower
John Deere Backhoe	\$34,000	New backhoe for Golf Course - finance through capital lease

Total General Projects \$519,691

051 - UTILITY FUND		
Project Description	Budgeted Amount	Purpose
Roof replacement for lift station/chemical	\$11,265	Replace leaking roof
Roof replacement for lift station/blower building	\$9,390	Replace leaking roof
Skag Cheetah II	\$9,800	Replace current 10-year-old mower

Total Utility Projects \$30,455

CAPITAL PROJECTS

054 - Utility Capital Projects Fund		
Project Description	Budgeted Amount	Purpose
84k Ground storage tank	\$125,000	Replace heavily corroded storage tank

Total Utility Capital Projects \$125,000

066 - CO Series 2011 Fund		
Project Description	Budgeted Amount	Purpose
(2) 100hp submersible dry pit pump	\$154,000	Replace repair prone pumps

Total CO Series 2011 Projects \$154,000

087 - Solid Waste Capital Projects Fund		
Project Description	Budgeted Amount	Purpose
(3) Sanitation Trucks	\$930,000	Replaces 3 sanitation trucks - financed through capital lease

Total Solid Waste Capital Projects \$930,000

093 - Parks Maintenance Fund		
Project Description	Budgeted Amount	Purpose
John Deere Mower	\$13,304	Replace worn mower
DKP trail development	\$25,000	Development of trails at Dick Kleberg Park
Install of playground equipment	\$10,000	Installation of playground equipment purchased last year

Total Parks Maintenance Projects \$48,304

TOTAL ALL PROJECTS \$1,807,450

CAPITAL PROJECTS

Carry Over Projects		
Project Description	Budgeted Amount	Purpose
Downtown Revitalization	\$66,000	Project related to downtown Main Street funded through Fund 033 CO Series 2016
Dr. Pepper Building	\$25,000	Renovation of the Dr. Pepper Building for the relocation of certain Police personnel. Funded partially through Fund 033 CO Series 2016.
Santa Gertrudis Tree Project	\$5,024	Final closeout of the Santa Gertrudis Tree Project - partially funded through Fund 033 CO Series 2016
TX DOT Utility Line Relocation Project	\$588,000	Utility Line Relocation project for US 69 Corridor - funded through Fund 054 Utility Fund Capital Projects

Total Carry Over Capital Projects \$684,024

CAPITAL IMPROVEMENTS

MASTER PLANS

The City of Kingsville has identified various capital improvements that are necessary, but may be necessary to obtain outside funding sources in an effort to complete. The Capital Projects section identifies which projects have been included in the FY 20-21 adopted budget and this section identifies all of the projects that need to be completed, but funding may or may not be identified. The City intends to seek out grants or various other types of funding sources in our efforts to complete these projects. With debt capacity limited and increased service fees not able to keep up with the costs of future projects, the City will look at all options in future years to obtain funding for projects identified needing to be completed.

City of Kingsville 5 Year Master CIP FY 2020-2025

Project Description	FY 20-21	FY 21-22	FY 22-23	FY 23-24	FY 24-25	Project Total
Wastewater	\$6,269,382	\$3,393,267	\$2,820,648	\$3,177,691	\$2,705,217	\$18,366,205
Water	456,820	21,000	39,000	200,000	268,000	984,820
Ground Water Production	450,000	2,055,000	750,000	800,000	220,000	4,275,000
Drainage	24,130,000					24,130,000
Streets	1,230,769	928,328	777,994	939,234	571,428	4,447,753
Sidewalks-SRTS Grant			500,000		500,000	1,000,000
Parks	1,897,000	575,000	515,000	40,000	40,000	3,067,000
Downtown Grant	420,000	0	0	0	0	420,000
Total	\$34,853,971	\$6,972,595	\$5,402,642	\$5,156,925	\$4,304,645	\$56,690,778

CAPITAL IMPROVEMENT MASTER PLANS

Wastewater CIP Projects					
Project Description	FY 20-21	FY 21-22	FY 22-23	FY 23-24	FY 24-15
North & South WWTP Blower	\$1,983,400				
Isolation Gates at South Plant	\$839,038				
South Plant Re-route	\$1,242,000				
Fine Bubble Process for WWTP	\$204,944				
South Plant Effluent Line (Secondary Clarifier)	\$2,000,000	\$2,000,000			
SCADA Monitoring for North & South WWTP & Lift Stations		\$828,000			
Generator Fuel Tanks Rehab (4)		\$159,827			
Back-up generator Alluminum Shell (4)		\$70,000			
Liftstation Grouting (9)		\$25,000			
Vactor		\$75,000			
Electrical Panels North & South Plants & Liftstations		\$235,440			
North & South WWTP UV lights			\$350,000		
8" Sewer main replacement in alley between Johnston & Fordyce St. from 17th to 18th			\$845,456		
North & South Plant cement work			\$1,213,700		
12" Sewer Main Replacement 10th Street from Ragland to Santa Gertrudis			\$411,492		
Manhole Rehabs (20)				\$400,000	
North & South Plant Disc Filters				\$2,172,741	
South Plant Office Building				\$604,950	
North & South Plant Disc Filters					\$1,174,150
South Plant Office Building					\$80,891
Relocate Effluent Outfall from NWWTP					\$1,450,176
Total Wastewater Capital Projects	\$6,269,382	\$3,393,267	\$2,820,648	\$3,177,691	\$2,705,217

CAPITAL IMPROVEMENT MASTER PLANS

Water Capital Projects					
Project Description	FY 20-21	FY 21-22	FY 22-23	FY 23-24	FY 24-15
Replace 6" Line on W Yoakum from Armstrong to Jackson 6" C.I. 900'	\$32,400.0				
Fairview Heights	\$347,500.0				
Replace 6" on 2nd St. from King to Henrietta 4"-6" C.i. 1100'	\$39,600.0				
4" on Lott between 17th & 18th C.I. 400'	\$12,000.0				
6" between Fordyce & Johnston C.I. 400'	\$12,000.0				
Replace 6" on Retama Dr. from Cypher to Santa Gertrudis in Utility Easement 6" C.I. 370'	\$13,320.0				
2" between Lott & Huisache from 16th to Dead End in alley 2" CI 400'		\$6,000.0			
6" on the 1200 Blk W Santa Gertrudis 6" CI 500' alley from Retama to Seale St.		\$15,000.0			
Replace 6" on Elizabeth from 7th to 11th 6" C.I. 550'			\$19,800.0		
2" 1000-1200 E Mesquite & Corral C.I. 720'			\$9,600.0		
2" 1200 Block of Mesquite between Mesquite & Ave D C.I. 720'			\$9,600.0		
Replace 8" on 5th st. from Huisache to Santa Gertrudis 8" C.I. 3660'				\$200,000.0	\$196,000.0
2" Between Yaokum & Henrietta between 15th & 17th CI 1350'					\$60,000.0
300 Blk of Shelton South Side 2" Galvanized 400'					\$6,000.0
300 Blk of Alexander - Miller 2" Galvanized 400'					\$6,000.0
Total Water Capital Projects	\$456,820.0	\$21,000.0	\$39,000.0	\$200,000.0	\$268,000.0

CAPITAL IMPROVEMENT MASTER PLANS

Ground Water Production Capital Projects

Project Description	FY 20-21	FY 21-22	FY 22-23	FY 23-24	FY 24-15
Replace GST Well 14	\$160,000				
Well 21 Rehab	\$110,000				
Ground Storage Tank Cathodic Protection	\$180,000				
New Water Well Complete		\$1,555,000			
Tank Mixing System		\$500,000			
Well #25 Reverse Osmosis System			\$750,000		
Preventive Maintenance on Tanks (3 Elev., 1 GST) Blasting and Painting				\$800,000	
Well 22 Rehab					\$60,000
Well 23 Rehab					\$60,000
Well 24 Rehab					\$60,000
Well 14 Rehab					\$40,000
Total Water Production Capital Projects	\$450,000	\$2,055,000	\$750,000	\$800,000	\$220,000

Drainage Capital Projects

Project Description	TWD Prioritization	FY 20-21	FY 20-21	FY 20-21	City Match w/GLO (1%)
1-Fairview Dr. Between Santa Gertrudis Ave. Brookshire	3	\$1,400,000	\$602,000	\$798,000	\$14,000
2-19th St from E. Lott Ave. to Maple St.	6	\$3,600,000	\$1,548,000	\$2,052,000	\$36,000
3-21st St. from John St to Caesar Ave.	4	\$1,500,000	\$645,000	\$855,000	\$15,000
4- Alexander Ave. from 11th St. to 14th St	5	\$1,900,000	\$817,000	\$1,083,000	\$19,000
5-Circle Dr. and Carlos Truan Blvd	7	\$7,800,000	\$3,354,000	\$4,446,000	\$78,000
6-Lewis St and Senator Carlos Truan	8	\$230,000	\$98,900	\$131,100	\$2,300
7-N & S Pasadena St. between Carol Ave and BUS 77	2	\$1,400,000	\$602,000	\$798,000	\$14,000
8-Paulson Falls Subdivision	9	\$700,000	\$301,000	\$399,000	\$7,000
9-N. 17th St. and Corral Ave. Intersection	1	\$5,600,000	\$2,408,000	\$3,192,000	\$56,000
Total Drainage Projects		\$24,130,000	\$10,375,900	\$13,754,100	\$241,300

FY 20-21 - Grant Application made through the Texas Water Development Board Flood Infrastructure Fund

FY 20-21 Grant Application accepted and awarded 43% of costs - Intent to submit due in October 2020

FY 20-21-City's Cash Match through a \$0 30 year loan from TWDB

FY 20-21-City will apply for grant under General Land Office for projects 1-5 and 7-8. The grant has a 1% match on projects accepted

Engineering will make recommendations to City Commission to submit the City's Intent to apply for projects 6 and 9

CAPITAL IMPROVEMENT MASTER PLANS

Various outside forces will sometimes change the streets that actually are completed, but concerted efforts are made to do the streets as listed in the master plans. There is \$1.2 million budgeted in the street maintenance fund for FY 20-21. The costs listed below are estimates, but more than likely, these streets will be completed. Streets not completed are rolled over to the following year.

Streets Capital Projects					
Project Description	FY 20-21	FY 21-22	FY 22-23	FY 23-24	FY 24-15
Trant Road - CR1030 to 6th St	\$318,390				
6th St. - US 77 BUS to 9th St	\$79,582				
12th St. - Johnston to Fordyce	\$362,320				
1st St. - Ave B to Corral	\$100,615				
1st St. from W. Ave. B to W. Ave. C	\$6,714				
1st St. From W. Mesquite Ave. to W. Corral Ave.	\$6,024				
3rd St. from W. Nettie Ave. to W. Ave. B	\$13,877				
9th St. - Lee to Alice	\$318,603				
Ave I - Lantana to Armstrong	\$22,544				
Lantana - Ave I to North end	\$2,100				
6th St. From 9th St. to 1584 ft. North of 9th St.		\$543,480			
12th St. from Caesar Ave. to Johnston Ave.		\$318,670			
21st St. from Mildred St. to Nancy St.		\$4,866			
21st St. from Linden St. to Warren Ave.		\$2,692			
22nd St. from John St. to Louisiana Ave.		\$4,906			
Calvin St. from 21st St. to east End		\$8,226			
Warren Ave. from S. 18th St. to Inez Ave.		\$12,400			
Miscellaneous street blocks		\$33,088			
Armstrong Ave. from Ave. B to Corral Ave.			\$577,799		
Trant Rd. from 1584 ft. east of US 77 to 2640 ft. east of US 77			\$177,210		
Lan Tana Dr. from Lee to Wanda			\$14,133		
Wanda Dr. from Lan Tana Dr. to 150 ft. N			\$2,505		
Lee St. from Wanda Dr. to Armstrong Ave.			\$6,347		
3rd St. from Birchwood Ave. to Briarwood Ave.			\$39,480		
Trant Rd. from Andron Ln. to 1072 ft. west of Andron Ln.				\$239,888	
6th St. from 14th St. to 1313 ft. south of 14th St.				\$416,920	
Trant Rd. from 14th St. to Andron Ln.				\$282,426	
Armstrong Ave. from Santa Gertrudis Ave. to Ave. B					\$571,428
Total Street Capital Projects	\$1,230,769	\$928,328	\$777,994	\$939,234	\$571,428

CAPITAL IMPROVEMENT MASTER PLANS

Parks Capital Projects

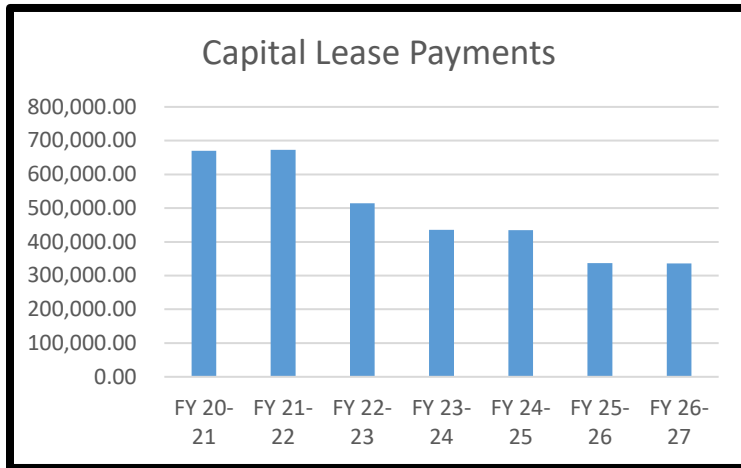
Project Description	FY 20-21	FY 21-22	FY 22-23	FY 23-24	FY 24-15
Shade over Playground	\$114,500				
Wildlife Photo	\$4,500				
Clean Rivers Kiosk	\$3,500				
Sensory Maze	\$13,000				
Shelters Renovation	\$6,000				
Ball Field #4 & #6	\$166,500				
Multipurpose Field	\$40,000				
Girl Tball Field	\$32,000				
History of Baseball Kiosk	\$3,000				
Permanent Signage	\$4,000				
Corral Park Playground	\$10,000				
Chamberlain Park	\$35,000				
West Side Skate Park	\$350,000				
West Side Splash Pad	\$200,000				
DKP-Field Lighting	\$335,000				
DKP Soccer Lighting	\$200,000				
Press Box Construction		\$100,000			
Irrigation Repair-Flores	\$10,000				
DKP Trail Development	\$25,000	\$25,000	\$25,000	\$25,000	\$25,000
Community Trail Head-Flores	\$15,000	\$15,000	\$15,000	\$15,000	\$15,000
Thompson Park-Skate Park	\$150,000	\$75,000			
Expand Aquateics			\$250,000		
Chamberlain Park	\$100,000	\$100,000	\$50,000		
Covered Baseball Court		\$85,000			
Neighborhood Playground/Shade Imp	\$50,000	\$50,000	\$50,000		
Enginerring	\$5,000				
Construction		\$100,000			
Property Acquisition			\$100,000		
Scoreboards/Bleachers	\$25,000	\$25,000	\$25,000		
Total Parks Capital Projects	\$1,897,000	\$575,000	\$515,000	\$40,000	\$40,000

Projects covered by the Texas Parks & Wildlife Grant

Projects included in the adopted FY 20-21 budget

Project will more than likely be completed in FY 19-20 due to emergency repairs being done

CAPITAL LEASE PROJECTIONS



Fiscal Year	Total Payments
FY 20-21	669,659.65
FY 21-22	672,278.60
FY 22-23	514,282.26
FY 23-24	435,729.17
FY 24-25	434,348.22
FY 25-26	336,688.47
FY 26-27	336,307.52

Government Capital - Street Sweeper
001-5-3050-64200 & 64201 162,212.61

Fiscal Year	Total Payment	Principal	Interest	Balance
20-21	54,070.87	49,155.35	4,915.52	108,141.74
21-22	54,070.87	50,742.09	3,328.78	54,070.87
22-23	54,070.87	52,380.02	1,690.85	0.00
Totals	162,212.61	152,277.46	9,935.15	

Capital City Leasing - John Deere Dozer
001-5-1703-64200 & 64201 136,615.21

Fiscal Year	Total Payment	Principal	Interest	Balance
20-21	68,307.61	65,143.21	3,164.40	68,307.60
21-22	68,307.60	66,706.64	1,600.96	0.00
Totals	136,615.21	131,849.85	4,765.36	

Government Capital - Garbage Trucks
087-5-1702-64200 & 64201 476,393.95

Fiscal Year	Total Payment	Principal	Interest	Balance
20-21	95,278.79	81,592.47	13,686.32	381,115.16
21-22	95,278.79	84,162.63	11,116.16	285,836.37
22-23	95,278.79	86,813.75	8,465.04	190,557.58
23-24	95,278.79	89,548.39	5,730.40	95,278.79
24-25	95,278.79	92,369.15	2,909.64	0.00
Totals	476,393.95	434,486.39	41,907.56	

CAPITAL LEASE PROJECTIONS

Hewlet Packard - Nimble Array Storage 27,503.49
 001-5-1806-64200 & 64201

Fiscal Year	Total Payment	Principal	Interest	Balance
20-21	9,167.83	8,066.25	1,101.58	18,335.66
21-22	9,167.83	8,417.89	749.94	9,167.83
22-23	9,167.83	8,784.86	382.97	0.00
Totals	27,503.49	25,269.00	2,234.49	

Stryker - EMS Equipment 148,710.88
 001-5-2200-64200 & 64201

Fiscal Year	Total Payment	Principal	Interest	Balance
20-21	74,355.44	70,111.64	4,243.80	74,355.44
21-22	74,355.44	72,202.37	2,153.07	0.00
Totals	148,710.88	142,314.01	6,396.87	

Wells Fargo - Jacobsen Mowers 61,705.20
 001-5-4502-64200

Fiscal Year	Total Payment	Principal	Interest	Balance
20-21	23,885.88	22,147.77	1,738.11	37,819.32
21-22	23,885.88	22,949.92	935.96	13,933.44
22-23	13,933.44	13,769.54	163.90	0.00
Totals	61,705.20	58,867.23	2,837.97	

Government Capital - (5) Police Vehicles 343,965.32
 001-5-2102-64200 & 64201

Year	Total Payment	Principal	Interest	Balance
20-21	49,280.76	38,812.91	10,467.85	294,684.56
21-22	49,280.76	40,159.72	9,121.04	245,403.80
22-23	49,280.76	41,553.26	7,727.50	196,123.04
23-24	49,280.76	42,955.16	6,325.60	146,842.28
24-25	49,280.76	44,487.09	4,793.67	97,561.52
25-26	48,280.76	45,030.80	3,249.96	49,280.76
26-27	49,280.76	47,628.08	1,652.68	0.00
Totals	343,965.32	300,627.02	43,338.30	

CAPITAL LEASE PROJECTIONS

Govt Capital - Clarifier 612,932.11
 054-5-7002-64200 & 64201

Year	Total Payment	Principal	Interest	Balance
20-21	87,561.73	68,962.53	18,599.20	525,370.38
21-22	87,561.73	71,355.53	16,206.20	437,808.65
22-23	87,561.73	73,831.57	13,730.16	350,246.92
23-24	87,561.73	76,393.52	11,168.21	262,685.19
24-25	87,561.73	79,044.38	8,517.35	175,123.46
25-26	87,561.73	81,787.22	5,774.51	87,561.73
26-27	87,561.73	84,625.25	2,936.48	(0.00)
	<u>612,932.11</u>	<u>536,000.00</u>	<u>76,932.11</u>	

87,561.73

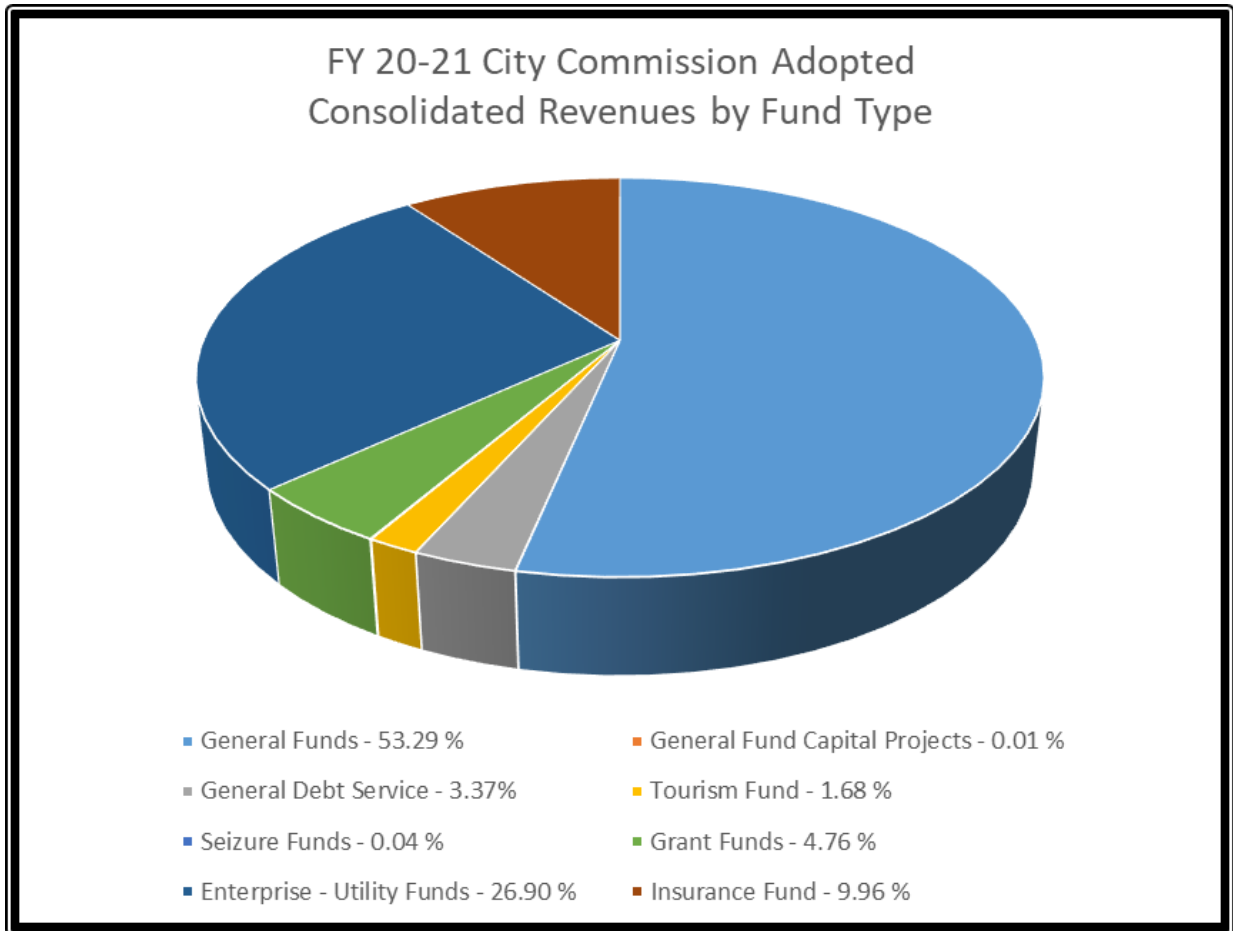
Proposed Capital Lease 390,181.66
 (4) Police Vehicles, Backhoe, Command Vehicle

Year	Total Payment	Principal	Interest	Balance
20-21	59,883.09	50,216.43	9,666.66	330,298.57
21-22	58,502.14	50,216.43	8,285.71	271,796.43
22-23	57,121.19	50,216.43	6,904.76	214,675.24
23-24	55,740.24	50,216.43	5,523.81	158,935.00
24-25	54,359.29	50,216.43	4,142.86	104,575.71
25-26	52,978.33	50,216.43	2,761.90	51,597.38
26-27	51,597.38	50,216.43	1,380.95	(0.00)
	<u>390,181.66</u>	<u>351,515.01</u>	<u>38,666.65</u>	

Proposed Government Capital Lease 1,035,073.55
 (3) Garbage Trucks
 054-5-1702-64200 & 64201

Year	Total Payment	Principal	Interest	Balance
20-21	147,867.65	122,292.65	25,575.00	887,205.90
21-22	147,867.65	125,655.70	22,211.95	739,338.25
22-23	147,867.65	129,111.23	18,756.42	591,470.60
23-24	147,867.65	132,661.79	15,205.86	443,602.95
24-25	147,867.65	136,309.99	11,557.66	295,735.30
25-26	147,867.65	140,058.51	7,809.14	147,867.65
26-27	147,867.65	143,910.13	3,957.52	0.00
	<u>1,035,073.55</u>	<u>930,000.00</u>	<u>105,073.55</u>	

CONSOLIDATED REVENUES ALL FUNDS



	FY 18-19 Total Activity	FY 19-20 Original Budget	FY 19-20 Amended Budget	FY 19-20 Expected Annual	FY 20-21 City Commission Adopted
General Funds	\$ 21,799,392.86	\$ 22,392,147.90	\$ 22,704,348.54	\$ 22,636,578.16	\$ 23,760,523.35
General Fund Capital Projects	29,801.19	22,200.00	22,200.00	5,428.00	4,000.00
General Debt Service	1,485,977.68	1,572,490.00	1,572,490.00	1,556,490.00	1,502,446.00
Tourism Fund	1,388,004.94	748,011.00	748,011.00	574,836.19	749,417.86
Seizure Funds	87,747.46	39,100.00	39,100.00	79,507.60	16,100.00
Grant Funds	1,001,567.45	2,205,857.50	2,896,471.22	1,606,661.83	2,120,995.00
Enterprise - Utility Funds	13,575,428.29	11,959,929.00	11,983,861.00	11,781,037.51	11,994,032.79
Insurance Fund	3,770,660.21	3,618,707.00	3,618,707.00	3,707,019.58	4,441,302.00
Total Consolidated Revenues By Funds	\$ 43,138,580.08	\$ 42,558,442.40	\$ 43,585,188.76	\$ 41,947,558.87	\$ 44,588,817.00



City of Kingsville, TX

Consolidated Revenues - All Funds Group Summary

For Fiscal: 10/2019-09/2020 Period Ending: 09/30/2020

Source	2018 Total Activity	2019 Total Activity	2020 Original Budget	2020 Total Budget (Amended)	2020 YTD Activity	Defined Budgets		
						2020 Expected Annual	2021 City Manager Proposed	2021 City Commission Adopted
11110 - Current Taxes	1,196,648.97	1,352,638.42	1,430,725.00	1,430,725.00	1,403,742.98	1,430,725.00	1,374,917.00	1,374,917.00
11111 - Current Taxes-Real Property	5,449,182.89	5,446,593.46	5,895,538.00	5,895,538.00	5,731,638.91	5,797,842.00	6,177,070.00	6,177,070.00
12110 - Delinquent Tax	43,594.06	36,550.29	40,000.00	40,000.00	31,218.21	36,000.00	38,500.00	38,500.00
12111 - Delinquent Taxes-Real Property	149,800.49	143,289.43	100,000.00	100,000.00	119,085.81	130,000.00	150,000.00	150,000.00
13010 - Penalty and Interest	154,623.48	134,434.35	132,000.00	132,000.00	109,742.20	130,000.00	145,000.00	145,000.00
13110 - Late Rendition Penalty	4,286.37	6,945.73	7,000.00	7,000.00	6,222.00	7,000.00	8,000.00	8,000.00
14010 - In Lieu of Tax Pymnts-Celanese	100,000.00	100,000.00	100,000.00	100,000.00	100,000.00	100,000.00	100,000.00	100,000.00
14015 - In Lieu of Tax Pymnts-HsngAuth	14,886.00	5,121.85	6,000.00	6,000.00	0.00	6,000.00	6,000.00	6,000.00
21110 - City Sales Tax	4,764,200.26	5,080,331.75	4,975,000.00	4,975,000.00	3,306,254.66	4,975,000.00	5,100,000.00	5,100,000.00
21111 - City Sales Tax - Neesen Polaris	0.00	0.00	46,800.00	46,800.00	0.00	0.00	32,890.00	32,890.00
21113 - City Sales Tax - Marshalls	0.00	0.00	0.00	0.00	0.00	0.00	20,000.00	20,000.00
21120 - Mixed Drink Tax	61,751.80	64,285.90	60,000.00	60,000.00	42,610.79	43,659.00	50,000.00	50,000.00
21130 - Bingo Tax	2,762.35	3,645.00	0.00	0.00	2,986.27	2,986.27	3,000.00	3,000.00
22210 - Electric Franchise	745,332.94	801,776.68	500,000.00	500,000.00	484,722.40	484,722.40	575,000.00	575,000.00
22220 - Telephone Franchise	69,985.16	63,407.20	40,000.00	40,000.00	50,463.59	60,000.00	50,000.00	50,000.00
22230 - Gas Franchise	79,740.29	81,624.58	50,000.00	50,000.00	42,322.79	50,000.00	80,000.00	80,000.00
22240 - Television Franchise	84,386.01	76,489.94	60,000.00	60,000.00	40,382.38	40,382.38	60,000.00	60,000.00
22500 - Hotel/Motel Tax	565,474.73	647,928.56	620,000.00	620,000.00	420,927.25	480,000.00	703,542.86	703,542.86
31110 - Plumbing Permits	8,834.10	8,323.42	11,000.00	11,000.00	8,158.08	9,100.00	9,000.00	9,000.00
31120 - Electric Permits	18,752.56	19,165.88	19,000.00	19,000.00	20,233.51	20,060.01	21,500.00	21,500.00
31130 - Building Permits	50,318.08	71,563.22	51,000.00	51,000.00	71,328.01	70,862.19	75,000.00	75,000.00
31140 - Moving Permits	550.00	660.00	600.00	600.00	475.00	400.00	500.00	500.00
31150 - Other Permits	50.00	50.00	50.00	50.00	0.00	50.00	50.00	50.00
31155 - Fire Prevention Permits	28,155.60	43,306.49	40,000.00	40,000.00	52,679.20	54,000.00	50,000.00	50,000.00
31160 - Mechanical Permits	7,391.59	7,766.84	10,000.00	10,000.00	7,268.43	8,000.00	8,000.00	8,000.00
31166 - Street Closure Permit - Small	100.00	0.00	0.00	0.00	0.00	0.00	0.00	0.00
31167 - Street Closure Permit - Large	0.00	150.00	150.00	150.00	0.00	0.00	150.00	150.00
31170 - Certificate of Occupancy	1,025.00	925.00	1,000.00	1,000.00	1,450.00	1,450.00	1,500.00	1,500.00
31171 - Mobile Home Units	0.00	0.00	0.00	0.00	610.00	610.00	500.00	500.00
31172 - Mobile Home Processing Fee	0.00	0.00	0.00	0.00	50.00	50.00	50.00	50.00
31180 - Plan Review	7,177.12	14,728.76	14,000.00	14,000.00	13,185.00	14,000.00	14,000.00	14,000.00
31185 - Economic Dev Agreement Fee	0.00	26.92	50.00	50.00	0.00	50.00	50.00	50.00
31190 - Sign Permits	978.52	700.76	1,000.00	1,000.00	740.37	900.00	1,000.00	1,000.00
31195 - Private Ambulance Permit	2,407.50	3,425.00	2,450.00	2,450.00	625.00	1,050.00	2,800.00	2,800.00
32210 - Amusement Licenses	45.00	45.00	45.00	45.00	30.00	45.00	45.00	45.00

Consolidated Revenues - All Funds

For Fiscal: 10/2019-09/2020 Period Ending: 09/30/2020

Source	2018 Total Activity	2019 Total Activity	2020 Original Budget	2020 Total Budget (Amended)	2020 YTD Activity	Defined Budgets		2021 City Manager Proposed	2021 City Commission Adopted
						2020 Expected Annual			
32220 - Beer & Liquor Licenses	7,445.00	6,322.50	7,000.00	7,000.00	4,260.00	7,000.00		7,000.00	7,000.00
32240 - Contractors Licenses	29,335.00	31,954.00	30,000.00	30,000.00	32,965.00	32,465.00		36,000.00	36,000.00
32250 - Solicitor Licenses	470.00	600.00	400.00	400.00	175.00	400.00		400.00	400.00
32260 - Food Licenses	30,195.00	29,575.00	30,000.00	30,000.00	26,550.00	30,000.00		35,000.00	35,000.00
32270 - Other Licenses	525.00	350.00	100.00	100.00	25.00	100.00		100.00	100.00
41110 - Court Fines	786,044.85	748,210.54	700,000.00	700,000.00	485,735.06	520,000.00		650,000.00	650,000.00
41114 - Security Fees	12,106.25	11,264.86	10,000.00	10,000.00	9,066.97	10,000.00		10,000.00	10,000.00
41115 - Warrants	53,156.04	61,517.69	60,000.00	60,000.00	62,040.99	64,000.00		67,500.00	67,500.00
41116 - Technology Fee	16,281.48	14,901.32	13,000.00	13,000.00	9,931.41	10,500.00		11,000.00	11,000.00
41120 - Minor Fines	7,003.61	3,461.08	5,000.00	5,000.00	882.22	700.00		3,000.00	3,000.00
41130 - State Service Fee	16,988.18	22,901.81	22,000.00	22,000.00	17,729.43	17,703.51		20,000.00	20,000.00
41170 - Omni Local Fee	1,285.53	1,248.59	1,100.00	1,100.00	1,112.67	1,100.00		1,000.00	1,000.00
41180 - JFC1 and Civil Justice Fee	2,326.33	2,162.41	2,000.00	2,000.00	542.29	700.00		2,000.00	2,000.00
41185 - Payment Plan Service Fees	19,390.19	18,706.83	18,000.00	18,000.00	13,680.96	15,000.00		15,000.00	15,000.00
41195 - City Court Costs	5,552.27	3,607.23	4,000.00	4,000.00	10,296.21	11,000.00		12,000.00	12,000.00
42060 - Lien Fees-Int - Demolition	0.00	4,810.51	3,000.00	3,000.00	4,668.93	4,668.93		5,500.00	5,500.00
45000 - Insurance Contributions	3,781,187.57	3,508,786.16	3,431,208.00	3,431,208.00	2,696,420.53	3,431,208.00		4,367,591.00	4,367,591.00
46000 - Stop Loss Reimbursement	604,956.47	255,087.89	0.00	0.00	88,306.76	88,306.76		0.00	0.00
53310 - Zoning Fees	4,500.00	6,350.00	4,000.00	4,000.00	3,110.00	3,110.00		3,500.00	3,500.00
53320 - Platting Fees	300.00	200.00	1,000.00	1,000.00	0.00	1,000.00		200.00	200.00
55002 - Dog Adoption Fee	0.00	0.00	0.00	0.00	1,910.00	2,000.00		7,385.00	7,385.00
55003 - Cat Adoption Fee	0.00	0.00	0.00	0.00	620.00	840.00		2,480.00	2,480.00
55004 - Other Animal Adoption Fee	0.00	0.00	0.00	0.00	330.00	350.00		1,015.00	1,015.00
55005 - Animal Euthanasia Fee	0.00	0.00	0.00	0.00	30.00	30.00		120.00	120.00
55006 - Dog Released Fee	0.00	0.00	0.00	0.00	4,507.00	4,800.00		11,860.00	11,860.00
55007 - Cat Released Fee	0.00	0.00	0.00	0.00	166.00	200.00		262.00	262.00
55008 - Other Animal Released Fee	0.00	0.00	0.00	0.00	225.00	225.00		1,400.00	1,400.00
55009 - Trap Rental Fees	0.00	0.00	0.00	0.00	20.00	20.00		70.00	70.00
55010 - Food Handler Card	0.00	0.00	0.00	0.00	375.00	375.00		2,340.00	2,340.00
55011 - Food Handler Card Duplicate	0.00	0.00	0.00	0.00	0.00	0.00		23.00	23.00
55012 - Fundraiser Food Handler Class	0.00	0.00	0.00	0.00	0.00	0.00		375.00	375.00
55015 - Septic Tank Application	0.00	0.00	0.00	0.00	1,410.00	1,410.00		1,800.00	1,800.00
55020 - Foster Care Inspection Fee	0.00	0.00	0.00	0.00	140.00	140.00		150.00	150.00
56615 - Arrest Fees	16,680.61	14,696.20	15,000.00	15,000.00	8,018.05	8,700.00		11,500.00	11,500.00
56620 - Police Accident Reports	996.00	816.00	1,000.00	1,000.00	396.00	400.00		700.00	700.00
56680 - Child Safety Fund Revenues	0.00	11,000.00	0.00	0.00	0.00	0.00		0.00	0.00
57010 - Ambulance Service-Intermedix	610,923.93	671,566.55	575,000.00	575,000.00	515,844.28	575,000.00		620,000.00	620,000.00
57011 - Ambulance Service - Supplemental Pmt Program	0.00	125,866.27	250,000.00	250,000.00	68,413.47	68,413.47		70,000.00	70,000.00
58001 - Golf Course Revenue	8,105.14	14,100.50	18,000.00	18,000.00	3,594.60	3,600.00		12,500.00	12,500.00
58002 - Contribution from County	585,747.72	585,000.00	619,000.00	621,890.22	571,485.43	621,890.22		500,000.00	500,000.00
58003 - Park User Fees	58,304.00	38,051.78	0.00	38,400.00	300.00	300.00		15,000.00	15,000.00

Consolidated Revenues - All Funds

For Fiscal: 10/2019-09/2020 Period Ending: 09/30/2020

Source	2018 Total Activity	2019 Total Activity	2020 Original Budget	2020 Total Budget (Amended)	2020 YTD Activity	Defined Budgets		2021 City Manager Proposed	2021 City Commission Adopted
						2020 Expected Annual			
58004 - Golf Course-Membership Fees	34,184.42	31,691.00	40,000.00	40,000.00	37,613.97	36,932.13		41,000.00	41,000.00
58005 - Golf Course-Merchandise Sales	9,533.00	13,508.35	17,000.00	17,000.00	11,708.91	12,000.00		13,000.00	13,000.00
58006 - Golf Course-Cart Rentals	30,103.52	41,439.73	30,000.00	30,000.00	40,222.07	41,000.00		67,000.74	67,000.74
58007 - Golf Course-Driving Range Fees	8,682.26	15,893.82	20,000.00	20,000.00	13,117.77	14,000.00		15,000.00	15,000.00
58008 - Golf Course-Green Fees	54,525.34	86,204.61	110,000.00	110,000.00	84,280.10	90,000.00		95,000.00	95,000.00
58009 - Golf Course-Rental Fees	908.70	976.24	5,000.00	5,000.00	859.78	800.00		1,000.00	1,000.00
58010 - Golf Course-Food & Beverage Sales	8,659.74	14,066.49	15,000.00	15,000.00	12,233.18	13,000.00		14,000.00	14,000.00
58011 - Merchandise Sales	170.93	2,656.96	3,000.00	3,000.00	3,063.08	2,597.94		2,000.00	2,000.00
58012 - Merchandise Sales-Train Depot	70.00	145.06	120.00	120.00	492.74	436.00		500.00	500.00
58013 - Vendor Fees	3,175.00	3,590.00	4,000.00	4,000.00	5,555.00	5,555.00		925.00	925.00
58014 - Alcohol Sales	23,654.99	33,957.75	40,000.00	40,000.00	30,703.76	35,000.00		36,000.00	36,000.00
58015 - Golf Lessons	385.00	660.00	0.00	0.00	0.00	0.00		0.00	0.00
58050 - Rec Hall Rental Fees	16,254.40	16,710.00	26,000.00	26,000.00	5,870.00	5,870.00		14,000.00	14,000.00
58051 - Field Rental Fees	1,801.75	3,171.75	6,000.00	6,000.00	1,582.00	1,522.00		5,400.00	5,400.00
58052 - J.K. Northway Rental Fees	40,550.00	46,558.28	40,000.00	40,000.00	28,800.00	29,300.00		9,000.00	9,000.00
58053 - BBQ Rental Fees	1,050.00	1,015.00	800.00	800.00	335.00	335.00		750.00	750.00
58054 - Electricity Fees	2,380.50	3,036.25	3,000.00	3,000.00	1,806.00	1,806.00		3,500.00	3,500.00
58055 - RV Parking Rental Fees	5,155.00	3,350.00	4,000.00	4,000.00	4,327.50	4,327.50		0.00	0.00
58056 - Concession Rental Revenue	1,048.26	439.90	1,000.00	4,500.00	1,035.75	1,035.75		4,200.00	4,200.00
58057 - JK Concessions	2,007.22	1,484.44	1,000.00	1,000.00	5,068.75	5,068.75		3,300.00	3,300.00
58058 - Adult Softball League Fees	9,109.50	2,910.00	13,000.00	28,560.00	14,074.40	14,074.40		45,700.00	45,700.00
58059 - Adult Softball League-Tournament	3,290.00	1,265.00	1,500.00	0.00	0.00	0.00		1,350.00	1,350.00
58060 - Swim Lessons	5,640.00	8,150.00	5,000.00	5,000.00	0.00	0.00		5,000.00	5,000.00
58061 - Pool Party Rental	4,855.00	6,610.00	4,000.00	4,000.00	0.00	0.00		5,500.00	5,500.00
58065 - Swimming Pool Admission-Open Swim	10,409.00	10,574.00	8,000.00	8,000.00	0.00	0.00		8,000.00	8,000.00
58066 - Swimming Pool Admission-Aerobic Swim	294.00	189.00	250.00	250.00	0.00	0.00		250.00	250.00
58067 - Swimming Pool Admission-Nite Swim	4,272.00	5,880.00	5,000.00	5,000.00	0.00	0.00		4,500.00	4,500.00
58068 - 5k Registration	0.00	240.00	200.00	200.00	165.00	165.00		200.00	200.00
58069 - Downtown Pavilion Rental Fees	187.50	190.00	500.00	500.00	145.00	145.00		200.00	200.00
58070 - Centennial Bandstand Rental Fees	0.00	0.00	100.00	100.00	0.00	0.00		100.00	100.00
58071 - Recreation Fees	5,628.00	7,132.43	7,000.00	7,000.00	1,815.00	1,815.00		6,000.00	6,000.00
58072 - Outdoor Arena Rental Fees	0.00	750.00	500.00	500.00	0.00	0.00		0.00	0.00
58073 - Senior/Adult Swim	426.00	228.00	200.00	200.00	0.00	0.00		250.00	250.00
58074 - Volleyball	560.00	660.00	0.00	0.00	0.00	0.00		0.00	0.00
58135 - Rent - Water Tower	22,888.85	23,609.52	23,370.00	23,370.00	66,070.61	66,070.61		24,070.70	24,070.70
58136 - Rent - EDC Offices	6,600.00	7,800.00	7,200.00	7,200.00	6,000.00	6,000.00		0.00	0.00
58137 - Rent - Cell Tower	26,800.00	2,527.74	2,400.00	2,400.00	6,378.71	6,378.71		5,500.00	5,500.00
59944 - Other Income-Insurance	0.00	1,775.97	0.00	0.00	14,548.17	14,548.17		0.00	0.00
59945 - Other Income	0.00	154.37	0.00	12,992.95	340,267.88	340,268.00		0.00	0.00
59947 - Other Income-Lease Purchase	0.00	42,166.13	634,044.00	634,044.00	615,710.43	615,710.43		1,281,515.00	1,281,515.00
59990 - Confiscated Revenue	915,940.00	6,789.46	0.00	0.00	46,713.60	46,713.60		0.00	0.00

Consolidated Revenues - All Funds

For Fiscal: 10/2019-09/2020 Period Ending: 09/30/2020

Source	2018 Total Activity	2019 Total Activity	2020 Original Budget	2020 Total Budget (Amended)	2020 YTD Activity	Defined Budgets		2021 City Manager Proposed	2021 City Commission Adopted
						2020 Expected Annual			
59991 - Auction Revenue	50,748.80	0.00	0.00	0.00	9,794.00	9,794.00	0.00	0.00	
62110 - Vacant Lot Clearance	22,689.43	22,789.79	15,000.00	15,000.00	12,996.51	14,000.00	15,500.00	15,500.00	
62120 - Demolition Recovery Revenue	10,632.08	17,984.65	30,000.00	30,000.00	11,731.58	12,000.00	12,000.00	12,000.00	
62130 - Noxious Matter Abatement Rev	10,195.10	19,324.56	8,000.00	8,000.00	8,488.83	8,488.83	10,750.00	10,750.00	
72005 - Federal Grants	256,868.09	287,350.27	1,251,568.00	1,484,754.53	105,724.48	557,363.46	772,568.00	772,568.00	
72010 - State Grants	193,588.36	399,474.56	629,687.50	1,017,114.69	434,693.84	924,286.37	350,000.00	350,000.00	
72030 - Donations	3,025.00	1,000.00	0.00	5,988.40	20,067.40	20,067.40	0.00	0.00	
72036 - Grant-Union Pacific	4,000.00	0.00	0.00	0.00	0.00	0.00	0.00	0.00	
72037 - Grant Revenue	0.00	6,838.62	0.00	0.00	0.00	0.00	0.00	0.00	
75001 - Transfer In From Fund 001	195,356.64	333,434.00	381,113.00	408,113.00	273,973.75	402,785.00	609,828.00	609,828.00	
75002 - Transfer In from Fund 002	134,216.00	132,594.00	119,582.00	119,582.00	74,186.50	91,582.00	107,631.00	107,631.00	
75006 - Transfer from Fund 026	0.00	0.00	0.00	0.00	0.00	0.00	5,416.16	5,416.16	
75010 - Transfer from Fund 051	2,879,065.00	4,544,218.97	2,909,653.00	2,951,585.00	2,172,865.25	2,923,131.00	3,806,540.01	3,806,540.01	
75025 - Transfers from Fund 025	90,000.00	0.00	0.00	0.00	0.00	0.00	0.00	0.00	
75033 - Transfer From Fund 033	0.00	497,000.00	197,000.00	231,000.00	34,000.00	103,625.05	0.00	0.00	
75039 - Transfer from Fund 039	0.00	0.00	0.00	0.00	0.00	0.00	5,266.37	5,266.37	
75050 - Transfer from Adt Garb Fees087	0.00	47,135.00	49,765.00	49,765.00	37,323.75	49,765.00	48,029.00	48,029.00	
75054 - Transfers from Fund 054	588,895.60	1,207,236.27	0.00	0.00	0.00	0.00	2,836.20	2,836.20	
75055 - Transfer in from Fund 55	389,320.00	290,450.00	291,800.00	291,800.00	218,850.00	291,800.00	292,800.00	292,800.00	
75060 - Transfer In From Fund 060	0.00	0.00	47.76	47.76	47.76	47.76	0.00	0.00	
75062 - Transfer from Fund 062	0.00	0.00	0.00	0.00	0.00	0.00	1,137.58	1,137.58	
75065 - Trsfrs from Fund 065	0.00	0.00	2,288.28	2,288.28	2,288.28	2,288.28	0.00	0.00	
75066 - Transfer From Fund 066	94,480.62	0.00	0.00	0.00	0.00	0.00	0.00	0.00	
75071 - Transfer From Fund 071	9,800.33	0.00	0.00	215,305.77	254,126.38	254,126.38	0.00	0.00	
75078 - Transfer from Fund 078	0.00	0.00	3,598.89	3,598.89	3,598.89	3,598.89	0.00	0.00	
75079 - Transfer From Fund 079	0.00	0.00	3,744.01	3,744.01	3,744.01	3,744.01	0.00	0.00	
75082 - Transfer from Fund 082	0.00	0.00	13,500.00	13,500.00	13,512.00	13,512.00	0.00	0.00	
75087 - Transfer From Fund 087	162,853.23	165,491.00	165,136.00	165,136.00	123,852.00	165,136.00	164,781.00	164,781.00	
75091 - Transfer From Fund 091	0.00	3,616.00	0.00	0.00	0.00	0.00	64.58	64.58	
75092 - Transfer From Fund 092	0.00	50,000.00	50,000.00	50,000.00	37,500.00	50,000.00	150,000.00	150,000.00	
75096 - Transfer From Fund 096	120,000.00	0.00	0.00	10,063.30	10,063.30	10,063.30	0.00	0.00	
75097 - Transfer from Fund 097	0.00	0.00	0.00	0.00	0.00	0.00	12,348.04	12,348.04	
75098 - Transfer From Fund 098	0.00	20,000.00	980.00	980.00	735.00	980.00	386.00	386.00	
75111 - Transfer from Fund 013	0.00	0.00	0.00	0.00	0.00	0.00	56.76	56.76	
75601 - Transfer From Fund 601	70,227.47	2,061.54	0.00	0.00	0.00	0.00	0.00	0.00	
81100 - Landfill Fees	325,099.56	388,392.41	360,000.00	360,000.00	485,805.43	580,000.00	575,000.00	575,000.00	
81110 - Landfill Surcharge Revenue	267,736.11	263,961.42	267,000.00	267,000.00	249,714.00	267,000.00	267,000.00	267,000.00	
81200 - Garbage Fees	2,718,863.12	2,622,503.56	2,800,000.00	2,800,000.00	2,517,475.98	2,690,000.00	2,700,000.00	2,700,000.00	
81205 - Garbage Fees - Additional	569,167.71	570,371.80	560,000.00	560,000.00	534,784.10	572,000.00	572,000.00	572,000.00	
81600 - Water Sales	4,835,856.60	4,506,833.07	4,545,000.00	4,545,000.00	4,403,527.04	4,670,000.00	4,800,000.00	4,800,000.00	
81700 - Penalty Fee on Garbage Fees	34,189.47	32,611.43	32,000.00	32,000.00	17,680.15	20,000.00	34,000.00	34,000.00	

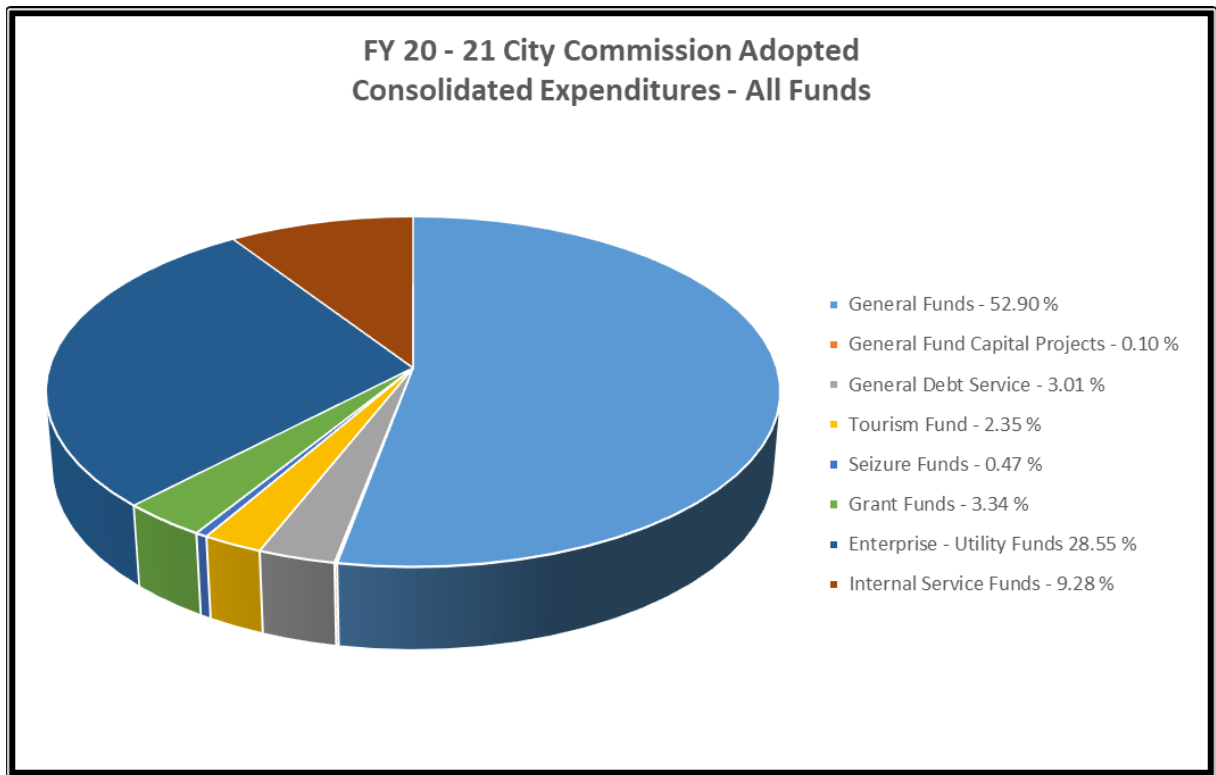
Consolidated Revenues - All Funds

For Fiscal: 10/2019-09/2020 Period Ending: 09/30/2020

Source	2018 Total Activity	2019 Total Activity	2020 Original Budget	2020 Total Budget (Amended)	2020 YTD Activity	Defined Budgets		2021 City Manager Proposed	2021 City Commission Adopted
						2020 Expected Annual			
81701 - Late Charge Fee on Water	199,336.23	196,625.08	225,000.00	225,000.00	109,328.09	150,000.00		210,000.00	210,000.00
81702 - Penalty Fee-Landfill Surcharge	3,351.30	3,326.12	3,400.00	3,400.00	1,607.61	2,150.00		3,400.00	3,400.00
81710 - Penalty Fee on NSF	125.00	50.00	0.00	0.00	50.00	50.00		50.00	50.00
81715 - Penalty on Licenses/Permits	600.00	250.00	1,000.00	1,000.00	325.00	400.00		500.00	500.00
81720 - Penalty on Hotel/Motel Tax	792.59	1,382.52	200.00	200.00	0.00	0.00		0.00	0.00
81800 - New Customer Tap Fees	32,812.01	23,080.00	22,000.00	22,000.00	26,228.00	30,000.00		25,000.00	25,000.00
82200 - Sewer Sales	3,533,666.89	3,786,938.43	4,212,000.00	4,212,000.00	3,845,830.82	4,076,700.00		4,357,500.00	4,357,500.00
82300 - Sewer Taps	8,129.00	6,795.00	10,000.00	10,000.00	9,285.00	10,000.00		12,000.00	12,000.00
82700 - Grease Trap Inspections	1,672.39	7,050.00	5,300.00	5,300.00	6,300.00	5,300.00		6,000.00	6,000.00
83100 - Storm Water Sales	330,649.46	390,798.96	405,000.00	405,000.00	372,348.84	402,000.00		405,000.00	405,000.00
83900 - Penalty-Returned Checks	3,275.00	3,628.01	3,100.00	3,100.00	2,300.00	2,675.00		3,100.00	3,100.00
84000 - Street Maintenance Fee	812,278.04	787,121.99	812,000.00	812,000.00	746,154.40	800,000.00		802,000.00	802,000.00
89000 - Solid Waste Miscellaneous	4,097.14	4,251.19	3,500.00	3,500.00	4,377.40	4,500.00		4,500.00	4,500.00
91000 - Sale of City Property	0.00	45,599.18	0.00	0.00	23,500.00	23,500.00		0.00	0.00
91001 - Solid Waste Metal Revenue	4,746.60	5,098.58	5,000.00	5,000.00	6,947.31	7,000.00		7,000.00	7,000.00
91100 - Sale of City Publications	211.70	226.10	500.00	500.00	210.30	255.00		500.00	500.00
91200 - Recycling Revenue	3,657.25	6,063.65	5,000.00	5,000.00	2,431.80	2,500.00		5,000.00	5,000.00
91201 - Sale of Open Records Documents	732.38	581.08	500.00	500.00	1,267.93	1,251.23		1,200.00	1,200.00
91300 - Credit Card Fee Revenue	0.00	0.00	71,000.00	71,000.00	21,259.79	24,900.00		60,000.00	60,000.00
91301 - Service Fee	0.00	0.00	0.00	0.00	4.00	4.00		0.00	0.00
91400 - Discount Revenue Sales Tax	1,336.80	1,345.15	1,500.00	1,500.00	1,146.76	1,300.00		1,500.00	1,500.00
91500 - Interest Earned	31,229.59	40,239.76	31,691.00	31,691.00	14,612.10	18,159.00		10,250.00	10,250.00
91501 - Interest Earned Cutwater	170.11	208.47	200.00	200.00	101.88	113.51		0.00	0.00
91502 - Interest Earned-MBIA	895.15	1,245.29	1,000.00	1,000.00	608.59	650.00		0.00	0.00
91503 - Interest Income	185,205.85	287,061.18	252,000.00	252,000.00	157,098.01	170,313.52		188,200.00	188,200.00
91510 - Interest Income	14,295.58	21,372.84	20,000.00	20,000.00	8,902.52	10,000.00		11,000.00	11,000.00
91520 - Interest Earned-Investment	43,619.74	146,635.33	31,100.00	31,100.00	-11,645.36	24,477.82		51,281.00	51,281.00
92000 - Auction Revenue	625.00	17,515.00	5,000.00	5,000.00	0.00	0.00		0.00	0.00
96010 - Paving Lien Principal-1970's	774.20	0.00	800.00	800.00	0.00	0.00		0.00	0.00
99000 - Miscellaneous	99,233.94	62,244.85	32,787.96	32,787.96	32,181.83	27,099.93		30,350.00	30,350.00
99602 - Lease Proceeds	845,105.00	0.00	600,000.00	600,000.00	536,000.00	536,000.00		0.00	0.00
99700 - Gain/Loss on Sale of Assets	11,001.82	0.00	0.00	0.00	0.00	0.00		0.00	0.00
Report Total:	41,743,947.00	43,138,580.08	42,558,442.40	43,585,188.76	36,106,914.09	41,947,558.87		44,588,817.00	44,588,817.00

CONSOLIDATED EXPENDITURES

ALL FUNDS



	FY 18-19 Total Activity	FY 19-20 Original Budget	FY 19-20 Amended Budget	FY 19-20 Expected Annual	FY 20-21 City Commission Adopted
General Funds	\$ 21,606,087.83	\$ 23,588,583.00	\$ 23,789,760.15	\$ 22,279,473.21	\$ 25,155,672.07
General Fund Capital Project:	1,384,226.89	647,035.28	647,035.28	318,815.44	46,638.37
General Debt Service	1,433,261.60	1,534,256.00	1,534,256.00	1,534,256.00	1,431,633.00
Tourism Fund	768,102.20	764,353.65	807,353.65	657,522.80	1,118,064.00
Seizure Funds	871,666.95	312,322.00	312,322.00	312,322.00	224,509.37
Grant Funds	820,038.45	2,226,060.66	3,131,980.15	1,414,331.50	1,588,344.40
Enterprise - Utility Funds	13,275,233.58	13,297,842.41	13,388,706.41	11,822,828.48	13,577,179.79
Insurance Fund	4,084,476.06	4,163,008.00	4,163,008.00	4,163,008.00	4,414,503.00
Total Consolidated Expenditures By Fund	\$ 44,243,093.56	\$ 46,533,461.00	\$ 47,774,421.64	\$ 42,502,557.43	\$ 47,556,544.00



City of Kingsville, TX

Consolidated Expenditures - All Funds Group Summary

For Fiscal: 10/2019-09/2020 Period Ending: 09/30/2020

Objec...	2018 Total Activity	2019 Total Activity	2020 Original Budget	2020 Total Budget (Amended)	2020 YTD Activity	Defined Budgets		2021 City Manager Proposed	2021 City Commission Adopted
						2020 Expected Annual			
11100 - Salaries & Wages	10,448,555.76	10,636,273.24	11,414,373.00	11,244,250.00	9,748,864.44	11,328,524.83		11,544,172.00	11,544,172.00
11130 - Salaries - Election	216.58	0.00	0.00	0.00	0.00	0.00		0.00	0.00
11200 - Overtime	953,078.50	1,031,288.60	882,211.00	966,146.16	969,586.87	930,508.48		870,421.00	870,421.00
11201 - Overtime - PD	72,923.88	73,843.40	78,000.00	72,338.46	42,904.49	72,338.46		0.00	0.00
11218 - Overtime-2015-Stonegarden	3,764.76	0.00	0.00	0.00	0.00	0.00		0.00	0.00
11219 - Overtime-2017-PD-Stonegarden	26,151.51	43,865.96	0.00	0.00	0.00	0.00		0.00	0.00
11221 - Overtime-2018-Stonegarden	0.00	38,657.96	255,000.00	71,333.04	38,471.74	71,333.04		0.00	0.00
11222 - Overtime-2016-Stonegarden	114,356.10	0.00	0.00	0.00	0.00	0.00		0.00	0.00
11223 - Overtime-2019-Stonegarden	0.00	0.00	0.00	92,404.71	12,457.50	92,404.71		0.00	0.00
11230 - Overtime-Election	712.22	0.00	0.00	0.00	0.00	0.00		0.00	0.00
11255 - Overtime - Special Events	5,316.86	0.00	0.00	0.00	0.00	0.00		0.00	0.00
11300 - Longevity	56,962.55	54,207.85	58,171.00	58,171.00	47,776.66	58,171.00		73,937.00	73,937.00
11301 - Longevity - Non Civil Service	0.00	0.00	36,540.00	36,700.59	27,549.20	36,819.99		53,028.00	53,028.00
11400 - Retirement - TMRS	1,013,164.45	1,006,153.08	1,080,539.00	1,084,673.67	945,102.07	1,084,673.67		1,057,171.00	1,057,171.00
11418 - TMRS-2015-Stonegarden	342.34	0.00	0.00	0.00	0.00	0.00		0.00	0.00
11419 - TMRS-2017-Stonegarden	2,300.24	3,826.32	0.00	0.00	0.00	0.00		0.00	0.00
11421 - TMRS-2018-Stonegarden	0.00	3,356.78	0.00	6,331.42	3,339.34	6,331.42		0.00	0.00
11422 - TMRS-2016-Stonegarden	10,080.90	0.00	0.00	0.00	0.00	0.00		0.00	0.00
11424 - TMRS-2019-Stonegarden	0.00	0.00	0.00	7,679.41	1,081.30	7,679.41		0.00	0.00
11500 - FICA	866,494.36	874,097.28	967,727.00	970,547.50	804,713.66	970,547.50		981,648.00	981,648.00
11518 - FICA-2015-Stonegarden	291.64	0.00	0.00	0.00	0.00	0.00		0.00	0.00
11519 - FICA-2017-Stonegarden	2,001.92	3,355.74	0.00	0.00	0.00	0.00		0.00	0.00
11521 - FICA-2018-Stonegarden	0.00	2,956.07	0.00	5,678.23	2,943.67	5,678.23		0.00	0.00
11522 - FICA-2016-Stonegarden	8,757.45	0.00	0.00	0.00	0.00	0.00		0.00	0.00
11524 - FICA-2019-Stonegarden	0.00	0.00	0.00	6,761.07	952.42	6,761.07		0.00	0.00
11600 - Group Health Insurance	3,200,462.51	3,170,432.24	3,065,028.00	3,112,979.26	2,719,855.08	3,112,978.46		3,943,661.00	3,943,661.00
11601 - Group Health Ins-Retirees	22,871.65	24,655.21	29,000.00	29,000.00	16,662.24	29,000.00		20,500.40	20,500.40
11700 - Workers' Compensation	139,965.26	120,621.82	127,352.00	127,804.50	89,844.15	127,804.50		167,414.00	167,414.00
11800 - Unemployment Compensation	51,790.95	4,708.29	72,921.00	72,252.50	44,218.44	73,052.50		70,067.00	70,067.00
11900 - Educational Incentive	22,452.91	24,743.83	22,802.00	22,802.00	24,481.85	22,802.00		25,204.00	25,204.00
12000 - Car Allowance	23,565.97	25,273.66	25,200.00	24,295.00	21,375.79	24,795.00		22,800.00	22,800.00
12100 - Clothing Allowance	8,229.66	8,605.56	9,903.00	9,903.00	7,433.40	9,903.00		10,804.00	10,804.00
12200 - Certification Pay	126,869.73	123,678.55	142,657.00	143,368.00	126,645.40	143,368.00		150,563.00	150,563.00
12300 - Life Insurance	20,489.94	20,620.98	22,520.00	22,712.14	21,039.48	22,712.14		22,748.00	22,748.00
12900 - Safety Incentive	14,674.00	13,698.89	16,893.00	18,464.52	18,464.52	18,464.52		19,000.00	19,000.00

Consolidated Expenditures - All Funds

For Fiscal: 10/2019-09/2020 Period Ending: 09/30/2020

Objec...	2018 Total Activity	2019 Total Activity	2020 Original Budget	2020 Total Budget (Amended)	2020 YTD Activity	Defined Budgets		2021 City Manager Proposed	2021 City Commission Adopted
						2020 Expected Annual			
17600 - Volun-Workers' Comp	658.14	432.19	1,015.00	1,015.00	451.28	1,015.00		1,015.00	1,015.00
17700 - Volun-Retirement	7,296.32	5,158.44	10,400.00	10,400.00	2,461.42	10,400.00		7,500.00	7,500.00
19800 - County 1/2 sal/ben	-417,209.46	-434,491.79	-469,298.00	-469,298.00	-369,482.19	-469,298.00		0.00	0.00
19900 - Salaries/Benefits (dif Agency)	-41,944.00	-45,959.00	-48,423.00	-48,518.94	-48,518.94	-48,518.94		-57,649.00	-57,649.00
21100 - Supplies	139,679.11	122,960.34	128,218.00	103,257.29	127,784.29	97,343.41		104,367.26	104,367.26
21109 - Supplies - Storm Event Hanna - July 2020	0.00	0.00	0.00	0.00	11,531.13	0.00		0.00	0.00
21110 - Employee Recognition Supplies	4,467.65	4,309.55	3,353.00	2,353.00	1,745.89	2,353.00		4,500.00	4,500.00
21111 - Supplies - Storm Event - August 2020	0.00	0.00	0.00	0.00	2,100.00	0.00		0.00	0.00
21130 - Supplies - Safety Incentives	2,502.56	4,931.60	4,695.00	3,806.31	3,806.31	3,806.31		3,500.00	3,500.00
21150 - Supplies-Open Records Document	1,015.61	223.34	900.00	505.00	505.42	505.00		900.00	900.00
21155 - Supplies-Parade Float	0.00	0.00	750.00	445.72	445.72	445.72		400.00	400.00
21176 - Irrigation Supplies	6,310.39	3,709.55	5,000.00	4,000.00	2,511.82	3,754.94		4,500.00	4,500.00
21177 - Pro Shop Supplies	1,478.51	3,834.60	6,000.00	3,000.00	1,891.33	3,000.00		3,000.00	3,000.00
21178 - Maintenance Supplies	15,131.36	9,981.14	9,500.00	9,500.00	8,603.31	9,500.00		9,500.00	9,500.00
21179 - Golf Course Accessories	2,062.00	3,720.81	3,500.00	2,500.00	1,546.65	2,500.00		3,000.00	3,000.00
21181 - Aggregates	1,497.36	2,078.20	2,800.00	1,050.00	1,050.00	1,050.00		2,000.00	2,000.00
21194 - Covid 19 Event	0.00	0.00	0.00	9,043.79	12,205.06	0.00		0.00	0.00
21195 - Janitorial Supplies	7,082.15	15,894.39	20,000.00	21,000.00	20,771.76	21,000.00		20,000.00	20,000.00
21200 - Uniforms & Personal Wear	85,199.60	84,242.61	70,423.00	75,366.96	48,507.38	54,245.94		104,287.00	104,287.00
21400 - Chemicals	246,080.53	249,683.64	258,678.00	268,233.00	254,218.85	251,232.45		271,020.00	271,020.00
21401 - Pool Chemicals	14,072.06	13,077.51	18,000.00	16,964.83	6,458.81	10,000.00		16,200.00	16,200.00
21402 - Weed Control Chemicals	0.00	2,022.74	4,500.00	4,500.00	3,083.28	4,450.00		4,000.00	4,000.00
21403 - Pesticide Chemicals	135.94	1,556.58	3,500.00	3,500.00	1,216.64	3,500.00		2,350.00	2,350.00
21404 - Fertilizer Chemicals	13,695.77	6,104.46	8,500.00	8,500.00	8,210.24	8,500.00		8,000.00	8,000.00
21500 - Motor Gas & Oil	526,002.14	508,195.95	542,684.00	438,105.54	320,980.54	422,084.07		420,340.00	420,340.00
21517 - Mileage-2018-Stonegarden	0.00	0.00	0.00	12,787.53	0.00	12,787.53		0.00	0.00
21518 - Mileage-2019-Stonegarden	0.00	0.00	0.00	13,000.00	0.00	13,000.00		0.00	0.00
21700 - Minor Eq/Furniture	190,070.20	196,105.09	166,785.00	168,026.40	135,289.03	157,712.70		123,238.00	123,238.00
21800 - Guns & Ammunition	10,320.63	27,417.43	20,767.00	17,395.00	17,394.87	17,395.00		20,767.00	20,767.00
21900 - Animal Care	10,800.51	15,415.37	10,900.00	11,196.96	10,607.27	11,182.96		20,500.00	20,500.00
22000 - Rollouts & Dumpsters	71,900.00	71,698.00	71,900.00	71,900.00	71,743.50	71,900.00		71,900.00	71,900.00
22100 - Lab Supplies/Chemicals	14,370.01	19,255.79	12,500.00	20,513.33	19,786.17	20,513.33		19,500.00	19,500.00
22400 - Medical Supplies	61,255.71	53,202.82	61,939.00	70,247.19	63,995.60	70,344.37		56,386.00	56,386.00
22401 - Safety/First Aid	817.19	718.90	1,450.00	7.11	0.00	7.11		1,305.00	1,305.00
22500 - Educational Materials/Supplies	4,055.63	1,928.65	4,275.00	3,936.99	3,736.98	3,936.98		2,800.00	2,800.00
22501 - Educational-Drug Prevention	714.19	8,387.30	11,000.00	10,087.75	1,867.04	10,087.75		11,000.00	11,000.00
22502 - Education-Library Books	14,751.67	13,900.92	20,000.00	16,615.00	15,684.39	16,615.00		0.00	0.00
22600 - Computers & Associated Equip	127,606.13	266,013.97	123,456.00	98,834.88	100,569.22	93,847.50		93,655.20	93,655.20
22800 - Water Meters	101,838.20	110,249.61	182,077.00	182,077.00	126,699.67	182,077.00		55,000.00	55,000.00
23200 - Promotional Supplies	373.40	5,184.58	4,000.00	3,739.09	2,796.89	2,239.00		5,000.00	5,000.00
23201 - Promotional Expense	900.00	103.00	1,000.00	400.00	0.00	848.04		900.00	900.00

Consolidated Expenditures - All Funds

For Fiscal: 10/2019-09/2020 Period Ending: 09/30/2020

Objec...	2018 Total Activity	2019 Total Activity	2020 Original Budget	2020 Total Budget (Amended)	2020 YTD Activity	Defined Budgets		2021 City Manager Proposed	2021 City Commission Adopted
						2020 Expected Annual			
23300 - Visitor Supplies	806.16	350.03	500.00	500.00	411.80	500.00		500.00	500.00
23500 - Merchandise-Cost of Goods Sold	4,766.79	8,186.60	8,400.00	4,429.90	529.90	4,429.90		4,500.00	4,500.00
23501 - Alcohol-Cost of Goods Sold	10,711.53	14,556.53	9,000.00	13,000.00	13,797.50	13,000.00		15,000.00	15,000.00
31100 - Communications	229,508.19	225,988.34	264,703.00	249,775.20	249,713.48	251,478.70		263,309.00	263,309.00
31102 - Communications - Municipal Building	33,144.76	33,028.62	35,000.00	43,598.00	39,660.10	43,598.00		43,589.00	43,589.00
31103 - Communications - City Hall Complex	36,706.82	35,866.01	39,312.00	45,817.00	47,605.57	45,817.00		45,817.00	45,817.00
31300 - Postage & Freight	109,074.96	87,644.23	98,021.00	96,980.40	86,290.83	96,630.69		92,910.00	92,910.00
31400 - Professional Services	647,979.30	1,147,588.28	1,166,721.00	1,184,778.08	860,618.92	1,004,417.77		1,669,303.38	1,669,303.38
31401 - PrfSrv-Appraisal Dst	152,577.03	152,220.56	153,000.00	153,949.03	153,949.03	153,949.03		154,000.00	154,000.00
31410 - ProfSrv-Sftware Mnt	246,793.65	276,206.49	298,464.00	298,464.00	276,582.79	298,464.00		296,174.00	296,174.00
31420 - PrfSrv-Bandstand Utilities	874.24	459.08	936.00	936.00	0.00	0.00		936.00	936.00
31425 - Prof. Services-GPS	21,825.00	16,224.00	19,085.00	19,612.94	17,099.89	19,563.94		17,775.00	17,775.00
31427 - Prf Srv-Actuarial Services	900.00	9,000.00	9,000.00	2,000.00	0.00	0.00		12,000.00	12,000.00
31431 - ProfServ-NASK Air Show	3,000.00	0.00	3,000.00	1,500.00	0.00	0.00		0.00	0.00
31433 - Prof Srvc-TAMUK Stadium Renov	25,000.00	25,000.00	25,000.00	25,000.00	0.00	25,000.00		25,000.00	25,000.00
31434 - PrfSrv-Rehrig Software Maint	7,099.20	7,378.40	8,400.00	8,400.00	8,400.00	8,400.00		8,100.00	8,100.00
31439 - Prof Serv-Events & Clean Up	3,116.17	7,802.80	7,000.00	5,486.96	2,948.24	5,486.96		7,000.00	7,000.00
31441 - Special Events & Festivals	4,412.81	14,121.69	41,550.00	26,019.02	26,019.02	26,519.02		41,250.00	41,250.00
31442 - Prof Srv-HALO Flight	10,000.00	10,000.00	10,000.00	10,000.00	10,000.00	10,000.00		10,000.00	10,000.00
31444 - Prf Svcs - Donations	25,000.00	25,000.00	25,000.00	25,000.00	15,000.00	25,000.00		25,000.00	25,000.00
31445 - Prf Svcs-Administrative Fees	654,349.72	452,243.18	504,000.00	504,000.00	348,453.46	504,000.00		415,109.00	415,109.00
31448 - ProfSrv-Health & Wellness Initiative	0.00	0.00	10,000.00	360.00	360.00	360.00		2,500.00	2,500.00
31449 - Grant Cash Match	0.00	0.00	0.00	2,500.00	0.00	2,500.00		70,250.00	70,250.00
31451 - Prof Srv-Amb - Intermedix	53,421.11	61,051.50	60,000.00	60,000.00	68,062.41	60,000.00		60,000.00	60,000.00
31453 - Prf Svcs-Stop Loss Premiums	526,233.46	506,113.20	559,008.00	559,008.00	559,911.08	559,008.00		662,786.00	662,786.00
31458 - Contractual Services	10,281.18	9,546.57	9,819.00	9,819.00	4,661.17	9,819.00		10,040.00	10,040.00
31463 - ProfSvc-Kleberg Co. Airport	0.00	0.00	10,000.00	0.01	0.00	0.00		0.00	0.00
31464 - Prof Svc-TX DOT Agreement	13,345.98	13,345.98	13,346.00	13,346.00	13,345.98	13,346.00		13,346.00	13,346.00
31470 - Prof Svcs - Audit Services	113,512.68	117,361.27	126,126.00	126,078.00	122,503.80	122,797.80		118,403.00	118,403.00
31475 - Prof Svcs-SWR Collection Expense	1,766.69	14,096.14	1,500.00	300.00	45.27	100.00		500.00	500.00
31488 - Prof. Services-Minor Vet Care	11,526.09	29,139.84	17,000.00	21,024.43	22,376.86	21,378.83		25,000.00	25,000.00
31495 - 5K Event	281.70	1,362.11	1,600.00	1,030.34	140.51	200.00		1,142.00	1,142.00
31496 - Track Team	1,572.00	2,900.00	1,400.00	1,000.00	0.00	0.00		1,260.00	1,260.00
31497 - Swim Team Program	1,500.00	2,900.00	1,400.00	1,000.00	0.00	0.00		1,260.00	1,260.00
31498 - Adult Softball Leauge	4,505.65	1,573.51	10,000.00	0.00	0.00	0.00		5,500.00	5,500.00
31499 - Recreational Programs	33,305.74	24,793.19	10,171.00	13,296.00	7,328.46	6,125.00		9,200.00	9,200.00
31500 - Printing & Publishing	76,318.93	85,990.65	84,114.00	70,920.21	58,963.45	69,113.43		73,020.00	73,020.00
31501 - Liens & Ads w/ Health Dept	92.00	0.00	2,010.00	0.00	0.00	0.00		0.00	0.00
31550 - Printing - Employment Ads	11,784.32	7,587.54	10,000.00	9,975.30	10,049.45	9,975.30		6,000.00	6,000.00
31600 - Membership, Training, Travel	120,237.88	98,800.35	123,956.00	63,772.81	49,110.04	49,716.44		107,934.00	107,934.00
31601 - Mayor Fugate-Training & Travel	2,414.58	6,435.09	5,000.00	895.70	895.70	617.74		5,000.00	5,000.00

Consolidated Expenditures - All Funds

For Fiscal: 10/2019-09/2020 Period Ending: 09/30/2020

Objec...	2018 Total Activity	2019 Total Activity	2020 Original Budget	2020 Total Budget (Amended)	2020 YTD Activity	Defined Budgets		2021 City Manager Proposed	2021 City Commission Adopted
						2020 Expected Annual			
31602 - Commissioner Garcia-Training & Travel	6,991.92	0.00	0.00	0.00	0.00	0.00	0.00	0.00	0.00
31603 - Commissioner Lopez-Training & Travel	2,028.77	5,000.00	5,000.00	1,100.37	1,100.37	1,100.37	5,000.00	5,000.00	
31604 - Commissioner Pecos -Training & Travel	4,983.60	2,029.07	5,000.00	3,742.87	3,742.87	3,742.87	5,000.00	5,000.00	
31605 - Commissioner Pena-Training & Travel	1,408.31	0.00	0.00	0.00	0.00	0.00	0.00	0.00	
31606 - CM-Training & Travel	10,206.94	5,477.96	8,300.00	5,374.47	5,374.47	5,374.47	7,000.00	7,000.00	
31607 - CS-Training & Travel	7,019.18	6,105.77	7,700.00	3,654.95	3,654.95	3,558.66	7,000.00	7,000.00	
31608 - Commissioner Hinojosa-Training & Travel	1,701.56	3,524.85	5,000.00	4,195.60	4,195.60	4,195.60	5,000.00	5,000.00	
31609 - Commissioner Leubert-Training & Travel	20.00	469.50	5,000.00	2,329.29	2,329.29	2,329.29	5,000.00	5,000.00	
31610 - Travel - Mileage Reimb	349.83	399.20	4,800.00	800.00	283.53	800.00	750.00	750.00	
31612 - Travel - Moving Reimb	1,833.53	0.00	0.00	0.00	0.00	0.00	0.00	0.00	
31613 - Training - Academy	0.00	0.00	0.00	0.00	0.00	0.00	9,000.00	9,000.00	
31620 - Training & Travel - Fire Chief	0.00	4,127.17	5,000.00	855.00	748.20	855.00	5,000.00	5,000.00	
31621 - Training & Travel - Civil Service	0.00	15,943.79	20,500.00	16,505.00	15,734.09	16,505.00	16,958.00	16,958.00	
31625 - Training & Travel-Special Events	1,315.06	1,000.00	1,000.00	200.54	200.54	200.54	1,000.00	1,000.00	
31630 - Training & Travel - Police Chief	0.00	4,543.55	4,915.00	1,673.49	1,673.49	1,673.49	4,915.00	4,915.00	
31640 - Training & Travel - Finance Admin	0.00	9,804.78	18,491.00	2,273.82	1,239.24	1,100.00	14,000.00	14,000.00	
31641 - Training & Travel - Purchasing	0.00	1,590.32	5,550.00	1,326.66	951.66	1,000.00	5,000.00	5,000.00	
31651 - Training & Travel - HR	0.00	5,564.51	6,000.00	3,186.30	3,186.30	3,186.30	5,500.00	5,500.00	
31652 - Training & Travel - Risk Mgmt	0.00	274.00	1,800.00	942.86	942.86	942.86	1,800.00	1,800.00	
31660 - Training & Travel - Engineering	0.00	5,320.49	3,154.00	3,385.61	3,278.84	3,385.61	3,154.00	3,154.00	
31661 - Training & Travel - Public Works Admin	0.00	1,353.23	2,646.00	2,472.28	2,471.56	2,472.28	2,400.00	2,400.00	
31700 - Memberships & Dues	31,775.70	40,425.20	54,787.00	50,512.94	39,941.32	47,646.94	45,531.00	45,531.00	
31800 - Equipment Rent	51,934.91	20,058.78	46,988.00	19,842.02	11,787.85	17,776.27	34,895.00	34,895.00	
31900 - Catering	19,253.27	24,970.96	29,028.65	18,081.34	15,919.81	17,703.29	20,862.00	20,862.00	
31910 - Catering-Employee Appreciation	0.00	0.00	242.00	0.01	0.00	0.00	154.00	154.00	
32100 - State Fees	85,981.61	94,193.49	163,021.41	160,514.91	141,114.02	157,357.58	116,368.00	116,368.00	
32300 - Utilities	1,169,659.88	1,047,735.50	1,112,018.00	1,036,502.03	852,210.87	1,049,631.10	1,004,300.00	1,004,300.00	
32301 - Utilities - La Posada	930.50	975.15	1,200.00	1,206.81	1,287.73	1,206.81	1,200.00	1,200.00	
32302 - Utilities - Municipal Building	36,690.68	28,819.56	31,375.00	21,777.00	16,923.07	21,777.00	21,000.00	21,000.00	
32303 - Utilities - City Hall Complex	39,940.81	40,583.67	42,789.00	36,284.00	34,357.36	36,284.00	40,000.00	40,000.00	
32304 - Utilities - Cottage Building	1,089.56	1,239.94	1,200.00	816.00	882.00	816.00	1,200.00	1,200.00	
32400 - Laundry	47,268.69	50,470.60	56,887.00	52,926.45	49,216.93	52,908.45	55,136.00	55,136.00	
32500 - Medical Treatment	18,660.76	14,050.42	20,423.00	16,343.00	13,850.00	15,543.00	14,180.00	14,180.00	
32600 - Election	20,925.71	0.00	30,000.00	7,000.00	6,959.19	6,545.79	24,000.00	24,000.00	
32800 - Claims Paid Against City	-4,060.72	8,286.62	10,000.00	10,000.00	5,067.50	10,000.00	6,000.00	6,000.00	
32809 - Claims - Sanitation Collection	0.00	3,182.78	0.00	0.00	0.00	0.00	0.00	0.00	
32810 - Claims - Landfill	3,000.00	0.00	0.00	0.00	0.00	0.00	0.00	0.00	
32816 - Claims - Police Patrol	49.90	150.00	0.00	0.00	0.00	0.00	0.00	0.00	
32824 - Claims - Street	0.00	169.35	0.00	0.00	0.00	0.00	0.00	0.00	
32829 - Claims - Meter Readers	1,474.36	0.00	0.00	0.00	0.00	0.00	0.00	0.00	
32831 - Claims - WW North Plant	-3,330.40	0.00	0.00	0.00	0.00	0.00	0.00	0.00	

Consolidated Expenditures - All Funds

For Fiscal: 10/2019-09/2020 Period Ending: 09/30/2020

Objec...	2018 Total Activity	2019 Total Activity	2020 Original Budget	2020 Total Budget (Amended)	2020 YTD Activity	Defined Budgets		2021 City Manager Proposed	2021 City Commission Adopted
						2020 Expected Annual			
33100 - Subscriptions	27,677.20	15,497.74	32,775.00	34,459.37	26,969.95	34,476.16	28,949.17	28,949.17	
33101 - Subscriptions & Dues	249.99	349.99	250.00	350.00	349.99	350.00	350.00	350.00	
33200 - Confidential & Imprest Expense	15,000.00	15,000.00	30,000.00	30,000.00	5,000.00	30,000.00	30,000.00	30,000.00	
33500 - Insurance	0.00	0.00	0.00	2,124.00	2,124.00	2,124.00	2,124.00	2,124.00	
33501 - Insurance-Property/Liability	482,187.28	483,960.10	528,713.00	495,610.00	420,425.85	495,610.00	522,102.00	522,102.00	
34000 - Jail Contract Expense	140,525.00	140,525.00	150,000.00	140,910.00	140,910.00	140,910.00	145,000.00	145,000.00	
34001 - Advertising Services	76,085.93	96,828.47	96,750.00	82,694.72	73,709.97	69,354.25	139,950.00	139,950.00	
34100 - Collection Exp-Tax Office	16,836.00	16,936.50	17,000.00	17,034.00	17,034.00	17,034.00	17,000.00	17,000.00	
34200 - Special Services	97,490.92	101,083.78	119,370.00	84,447.44	78,692.58	75,370.00	102,370.00	102,370.00	
34300 - Other Services	1,998.04	5,999.77	4,700.00	5,317.59	5,292.53	4,908.09	2,300.00	2,300.00	
34301 - Other Services-STWA	388,075.27	399,947.28	380,000.00	380,000.00	283,353.80	380,000.00	390,000.00	390,000.00	
34400 - Keep Kingsville Beautiful	9,860.87	9,424.52	10,000.00	10,000.00	1,490.16	5,000.00	10,000.00	10,000.00	
34500 - Community Appearance City/KWOP	14,720.00	15,955.00	12,500.00	12,500.00	2,950.00	5,000.00	10,250.00	10,250.00	
34600 - Facade Grants	8,450.00	57,399.68	43,000.00	37,369.45	52,044.06	37,369.45	0.00	0.00	
34602 - Mural Program	0.00	0.00	5,000.00	5,000.00	0.00	0.00	0.00	0.00	
34603 - Window Graphics Program	1,520.00	0.00	2,000.00	2,000.00	0.00	0.00	0.00	0.00	
34700 - Event Support Services	5,711.62	0.00	0.00	0.00	0.00	0.00	0.00	0.00	
35000 - Professional Svcs-Museum	80,833.02	92,281.28	40,000.00	20,000.00	20,000.00	20,000.00	20,000.00	20,000.00	
35500 - Economic Development-Incentive Obligations	61,882.54	0.00	0.00	0.00	0.00	0.00	0.00	0.00	
35501 - Incentive Agreement-Neessen	0.00	0.00	46,800.00	42,500.00	0.00	0.00	32,980.00	32,980.00	
35502 - Incentive Agreement-Starbucks	0.00	15,000.00	15,000.00	15,000.00	15,000.00	15,000.00	0.00	0.00	
35503 - Incentive Agreement-Marshalls	0.00	0.00	0.00	0.00	0.00	0.00	20,000.00	20,000.00	
37500 - Miscellaneous Bank Expenses	555.56	92.88	100.00	100.00	0.00	100.00	100.00	100.00	
39000 - Entrust Ins Claims Paid	3,063,364.55	3,126,026.80	3,100,000.00	3,095,965.00	2,049,036.07	3,095,965.00	3,332,573.00	3,332,573.00	
41100 - Vehicle Maintenance	758,643.23	658,507.41	570,419.00	605,163.02	554,278.07	561,611.19	622,144.00	622,144.00	
41400 - Equipment Maintenance	61,800.51	66,418.44	78,510.00	80,674.76	64,536.95	64,634.98	66,800.00	66,800.00	
41600 - Maint - Rollouts & Dumpsters	580.00	4,477.95	5,540.00	2,540.00	71.43	1,000.00	5,000.00	5,000.00	
51100 - Building Maintenance	94,939.52	133,113.03	112,574.00	143,203.93	175,704.63	207,233.45	93,250.00	93,250.00	
51102 - Building Maintenance - Municipal Building	15,654.78	11,217.46	44,681.00	44,681.00	39,228.17	44,681.00	38,853.00	38,853.00	
51103 - Building Maintenance - City Hall Complex	15,661.75	10,105.95	15,000.00	15,000.00	13,021.54	15,000.00	15,000.00	15,000.00	
52100 - Street & Bridge	807,033.37	1,053,831.11	1,664,733.00	1,672,121.22	573,672.73	638,415.33	2,078,938.00	2,078,938.00	
52105 - Street & Bridge - Alley	11,531.41	41,541.57	50,000.00	50,000.00	10,732.79	50,000.00	50,000.00	50,000.00	
52132 - Public Works-Phase 2-CO Street Project	228,532.25	0.00	0.00	0.00	0.00	0.00	0.00	0.00	
52200 - Signs & Signals	22,962.67	46,124.09	40,000.00	16,918.59	12,144.53	15,115.77	30,000.00	30,000.00	
53100 - Drainage	286,931.82	64,573.47	834,200.00	815,284.25	7,305.62	166,084.25	824,200.00	824,200.00	
54100 - Water Line	172,675.85	243,854.77	175,000.00	218,545.00	195,801.11	181,875.00	190,000.00	190,000.00	
54105 - 18" Transmission Line	21.63	0.00	0.00	0.00	0.00	0.00	0.00	0.00	
54110 - 8" Water Line Replacement-CDBG	42,587.00	0.00	0.00	0.00	0.00	0.00	0.00	0.00	
54111 - Sewer Improvements-Manhole Rehab-CDBG	0.00	84,907.00	301,000.00	248,045.00	143,660.80	248,045.00	0.00	0.00	
54112 - Sewer Improvement-Manhole Rehab-CDBG-Match	0.00	15,471.00	0.00	28,048.00	12,577.00	28,048.00	0.00	0.00	
54200 - Water Meter Parts	4,534.52	17,618.79	24,777.00	22,827.00	4,719.95	24,077.00	45,092.00	45,092.00	

Consolidated Expenditures - All Funds

For Fiscal: 10/2019-09/2020 Period Ending: 09/30/2020

Objec...	2018 Total Activity	2019 Total Activity	2020 Original Budget	2020 Total Budget (Amended)	2020 YTD Activity	Defined Budgets		2021 City Manager Proposed	2021 City Commission Adopted
						2020 Expected Annual			
54300 - Utility Plant	471,503.25	341,645.56	445,624.00	421,713.79	371,339.35	391,152.79	340,665.00	340,665.00	
54400 - Water Well	0.00	112,147.00	0.00	0.00	0.00	0.00	0.00	0.00	
55100 - Sewer Line	0.00	0.00	100.00	0.01	0.00	0.00	0.00	0.00	
55104 - Sewer Lines & Manholes	41,445.35	42,057.42	125,500.00	102,002.21	33,266.73	112,002.21	61,047.00	61,047.00	
59100 - Grounds & Perm Fixtures	92,264.84	204,399.16	907,836.00	1,277,090.54	471,770.07	631,635.64	766,000.00	766,000.00	
59104 - Parks-City Green Phase 1	0.00	0.00	139,875.00	30,875.00	0.00	30,875.00	0.00	0.00	
59110 - Brookshire Park-1	0.00	236.49	1,000.00	1,000.00	974.30	1,000.00	900.00	900.00	
59111 - Brookshire Park-Pool	1,175.00	3,807.46	2,000.00	1,985.52	1,985.52	1,985.52	1,800.00	1,800.00	
59112 - Corral Park	113.92	0.00	1,000.00	250.00	0.00	250.00	900.00	900.00	
59113 - Dick Kleberg Park	7,878.40	3,943.28	7,000.00	4,944.00	4,336.68	4,944.00	22,374.00	22,374.00	
59114 - Flato Park	0.00	978.78	1,000.00	250.00	0.00	250.00	900.00	900.00	
59115 - Flores Park	1,720.09	0.00	1,000.00	700.00	618.80	700.00	900.00	900.00	
59116 - Thompson Park	310.16	3,580.80	1,000.00	250.00	0.00	250.00	900.00	900.00	
59117 - Parks-Dog Park	0.00	12,250.00	0.00	0.00	0.00	0.00	500.00	500.00	
61100 - Principle	1,124,637.04	1,097,714.60	2,410,001.00	2,410,001.00	2,410,000.00	2,410,001.00	2,310,002.00	2,310,002.00	
62100 - Interest	703,082.91	637,963.04	620,252.00	620,252.00	616,107.50	620,252.00	522,164.00	522,164.00	
63100 - Paying Agent Fees	5,150.00	5,150.00	5,650.00	5,650.00	5,150.00	5,650.00	5,900.00	5,900.00	
64100 - Operating Lease	114,271.79	119,314.75	133,049.00	137,126.88	127,647.11	136,840.87	111,652.00	111,652.00	
64200 - Capital Lease-Principle	238,341.14	421,212.13	565,016.00	464,909.53	358,716.89	398,943.03	651,502.89	651,502.89	
64201 - Capital Lease-Interest	26,459.02	40,836.32	48,499.00	48,638.55	37,664.64	48,580.76	67,736.00	67,736.00	
64203 - Capital Lease Issuance Cost	12,350.00	0.00	0.00	0.00	0.00	0.00	0.00	0.00	
71100 - Vehicle	222,672.28	1,374,105.00	611,105.00	589,456.90	332,219.58	330,095.02	317,515.00	317,515.00	
71115 - Vehicle-2018-PD Stonegarden	0.00	109,329.43	0.00	865.57	0.00	0.00	0.00	0.00	
71116 - Vehicles 2019-Stonegarden	0.00	0.00	0.00	58,346.34	53,846.49	58,346.34	0.00	0.00	
71200 - Machinery/Equipment	972,167.76	63,528.80	421,269.00	530,694.44	467,838.00	530,694.44	1,181,104.00	1,181,104.00	
71215 - Golf Course Capital Projects - Course Improvements	244,160.13	0.00	0.00	0.00	0.00	0.00	0.00	0.00	
71216 - Downtown Revitalization Improvements	15,732.32	0.00	100,000.00	66,000.00	0.00	0.00	0.00	0.00	
71223 - Parks-Skate Park	30,195.13	0.00	0.00	0.00	0.00	0.00	0.00	0.00	
71224 - Parks-Splash Pad	170,810.57	4,449.00	0.00	0.00	0.00	0.00	0.00	0.00	
71225 - Parks-Brookshire Pool Renovation	7,006.26	110,659.50	0.00	0.00	0.00	0.00	0.00	0.00	
71226 - Parks-Office Community Bldg Improvements	85,023.36	0.00	0.00	0.00	0.00	0.00	0.00	0.00	
71228 - Parks-Field Improvements	0.00	0.00	0.00	0.00	0.00	0.00	25,000.00	25,000.00	
71232 - PD-Radio Backbone	823,521.24	0.00	0.00	0.00	0.00	0.00	0.00	0.00	
71239 - Golf Course Irrigation System	98,279.26	0.00	0.00	0.00	0.00	0.00	0.00	0.00	
71300 - Building	130,983.13	6,568.80	439,501.00	452,501.00	223,885.64	247,144.00	93,000.00	93,000.00	
71307 - Parks-Downtown Pavilion	49,188.89	0.00	0.00	0.00	0.00	0.00	0.00	0.00	
71309 - Parks-Dog Park	0.00	0.00	125,500.00	148,750.00	142,954.78	148,750.00	0.00	0.00	
71310 - City Hall Complex-Landscaping	4,300.00	0.00	0.00	0.00	0.00	0.00	0.00	0.00	
71311 - City Hall Complex-Cottage Building Remodel	15,797.45	0.00	0.00	0.00	0.00	0.00	0.00	0.00	
71318 - Fire-Station 2 Improvements	39,826.71	0.00	0.00	0.00	0.00	0.00	0.00	0.00	
71319 - Parks-Kiddie Pool	183,820.00	0.00	0.00	0.00	0.00	0.00	0.00	0.00	

Consolidated Expenditures - All Funds

For Fiscal: 10/2019-09/2020 Period Ending: 09/30/2020

Objec...	2018 Total Activity	2019 Total Activity	2020 Original Budget	2020 Total Budget (Amended)	2020 YTD Activity	Defined Budgets		2021 City Manager Proposed	2021 City Commission Adopted
						2020 Expected Annual			
71405 - Land Purchase	0.00	90,512.50	0.00	34,078.00	20,346.00	20,346.00	0.00	0.00	
71700 - Water Lines & Fixtures	0.00	0.00	600,000.00	623,932.00	611,106.50	12,000.00	588,000.00	588,000.00	
72100 - Utility Plant	0.00	0.00	974,046.00	1,004,246.00	743,500.00	1,004,246.00	125,000.00	125,000.00	
72600 - Computers	12,677.29	321,432.16	0.00	0.00	0.00	0.00	0.00	0.00	
80001 - Transfer Out to Fund 001	1,694,836.80	1,549,632.54	1,546,444.94	1,717,203.69	1,371,832.80	1,756,024.30	1,663,534.54	1,663,534.54	
80002 - Transfer To Fund 002	25,000.00	25,000.00	25,000.00	25,000.00	18,750.00	25,000.00	0.00	0.00	
80011 - Transfer Out to Fund 011	0.00	47,135.00	49,765.00	49,765.00	37,323.75	49,765.00	48,029.00	48,029.00	
80012 - Transfer Out to Fund 012	1,549,585.00	1,870,013.00	1,693,647.00	1,693,647.00	1,270,235.25	1,693,647.00	1,600,683.00	1,600,683.00	
80019 - Transfer Out to Fund 019	18,000.00	0.00	0.00	0.00	0.00	0.00	0.00	0.00	
80026 - Transfer Out to Fund 026	6,596.64	5,471.00	16,441.00	16,441.00	12,330.75	124,886.05	9,839.00	9,839.00	
80029 - Transfer Out to Fund 029	60.00	0.00	0.00	0.00	0.00	0.00	0.00	0.00	
80033 - Transfer Out to Fund 033	29,050.00	0.00	0.00	0.00	0.00	0.00	0.00	0.00	
80050 - Transfer to Fund 050	0.00	0.00	0.00	0.00	0.00	0.00	13,325.00	13,325.00	
80051 - Transfer Out to Fund 051	725,897.22	1,235,642.27	36,852.00	36,852.00	31,026.00	36,864.00	318,506.78	318,506.78	
80054 - Transfer Out to Fund 054	515,580.00	1,396,000.00	95,430.00	119,362.00	83,538.50	119,362.00	87,563.00	87,563.00	
80066 - Transfer Out to Fund 066	0.00	0.00	0.00	0.00	0.00	0.00	82,905.01	82,905.01	
80069 - Transfer to Fund 069	0.00	0.00	50,000.00	50,000.00	37,500.00	50,000.00	0.00	0.00	
80084 - Transfer To Fund 084	0.00	35,904.00	0.00	0.00	0.00	0.00	907,500.00	907,500.00	
80085 - Transfer To Fund 085	13,420.91	0.00	0.00	0.00	0.00	0.00	0.00	0.00	
80086 - Transfer to Fund 086	0.00	60,000.00	0.00	0.00	0.00	0.00	0.00	0.00	
80090 - Transfer To Fund 090	97,609.23	97,183.00	96,827.00	96,827.00	72,620.25	96,827.00	96,472.00	96,472.00	
80091 - Transfer Out to Fund 091	0.00	0.00	0.00	9,000.00	4,500.00	9,000.00	0.00	0.00	
80092 - Transfer Out To Fund 092	0.00	8,655.97	0.00	54,610.32	54,610.32	54,610.32	0.00	0.00	
80093 - Transfer To Fund 093	0.00	45,000.00	25,000.00	25,000.00	18,750.00	25,000.00	25,000.00	25,000.00	
80094 - Transfer To Fund 094	0.00	197,000.00	197,000.00	0.00	0.00	0.00	0.00	0.00	
80095 - Transfer to Fund 095	0.00	0.00	0.00	5,000.00	2,500.00	5,000.00	0.00	0.00	
80097 - Transfer Out to Fund 097	40,000.00	25,000.00	0.00	0.00	0.00	0.00	0.00	0.00	
80098 - Transfer Out to Fund 098	50,000.00	25,600.00	46,800.00	46,800.00	35,100.00	46,800.00	152,890.00	152,890.00	
80100 - Transfer to Fund 100	0.00	0.00	77,602.00	77,602.00	0.00	0.00	77,602.00	77,602.00	
80101 - Transfer to Fund 101	0.00	0.00	0.00	106,000.00	52,000.00	70,000.00	0.00	0.00	
80102 - Transfer to Fund 102	0.00	20,000.00	0.00	0.00	0.00	0.00	0.00	0.00	
80105 - Transfer to Fund 105	0.00	0.00	0.00	0.00	0.00	0.00	10,000.00	10,000.00	
80106 - Transfer to Fund 106	0.00	0.00	0.00	0.00	0.00	0.00	15,266.37	15,266.37	
80138 - Transfer to Fund 138	0.00	0.00	181,399.00	181,399.00	136,049.25	181,399.00	68,005.00	68,005.00	
80202 - Transfer To Fund 202	0.00	50,000.00	50,000.00	40,000.00	22,000.00	22,000.00	30,000.00	30,000.00	
80203 - Transfer to Fund 203	0.00	600,000.00	0.00	0.00	0.00	0.00	0.00	0.00	
85000 - Department Year End Reductions	0.00	0.00	0.00	1,342,882.15	0.00	0.00	0.00	0.00	
91100 - Depreciation/Other	1,106,287.79	1,077,905.30	0.00	0.00	0.00	0.00	0.00	0.00	
93003 - JK Roof and Walls	4,170.00	0.00	0.00	0.00	0.00	0.00	0.00	0.00	
93004 - JK Cattle Staging	0.00	3,893.38	0.00	0.00	0.00	0.00	0.00	0.00	
93010 - Parks-Grounds & Perm Fixtures	17,164.07	0.00	0.00	0.00	0.00	0.00	0.00	0.00	

Consolidated Expenditures - All Funds

For Fiscal: 10/2019-09/2020 Period Ending: 09/30/2020

Objec...	2018 Total Activity	2019 Total Activity	2020 Original Budget	2020 Total Budget (Amended)	2020 YTD Activity	Defined Budgets		2021 City Manager Proposed	2021 City Commission Adopted
						2020 Expected Annual			
95000 - Bad Debt	22,601.14	56,293.71	32,100.00	32,100.00	0.00	32,100.00		32,100.00	32,100.00
Report Total:	42,090,519.64	44,243,093.56	46,533,461.00	47,774,421.64	36,343,260.29	42,502,557.43		47,556,544.00	47,556,544.00



GENERAL GOVERNMENTAL FUNDS

Fund 001 – General Fund

Main operating fund used to account for and report all financial resources not accounted for in another fund. Funds are appropriated.

Fund 025 – Building Security Fund

This fund is used to purchase items related to building security for the Municipal Court. Revenues are generated from certain fees collected. Funds are appropriated

Fund 026 – Golf Course Capital Maintenance Fund

This fund is used to account for 3% of the revenues after taxes received at the golf course to be used on golf course capital maintenance.

Fund 087 – Solid Waste Capital Projects

This fund is used to account for solid waste capital projects. Funds are appropriated.

Fund 090 – Landfill Closure Fund

This fund accounts for the funds needed when the landfill will incur closure and post closure costs. Revenues are generated from a fee established to pay for these costs. Funds are appropriated.

Fund 091 – General Fund Capital Projects

This fund accounts for Capital Projects approved each budget. Transfers are made into this fund for those projects approved. Funds are appropriated.

Fund 092 – Street Fund

This fund accounts for the street maintenance fees collected from property owners. Expenditures for the street maintenance are handled within this fund. Funds are appropriated.

Fund 093 – Park Maintenance Fund

This fund accounts for park maintenance expenditures. Permanent funding for this fund will be discussed in FY 18.



GENERAL GOVERNMENTAL FUNDS

Fund 096 – Insurance Claim Recovery Fund

This fund accounts for insurance claim proceeds received by the City. Repair and maintenance expenditures are made in this fund along with transfers out for any project reallocations. Funds are appropriated.

Fund 097 – Vehicle Replacement-Fire Fund

This fund is used to accumulate funds for future vehicle purchases for the Fire Department. funds for the Vehicle Replacement Fund are received through General Fund Transfers.

Fund 098 – Economic Development Fund

This fund accounts for the revenues and expenditures related to economic development. Funds are appropriated.

Fund 103 – COVID-19 Fund

This accounts for COVID-19 related expenditures.

Fund 105 - Vehicle Replacement-Police Fund

This fund is used to accumulate funds for future vehicle purchases for the Police Department. funds for the Vehicle Replacement Fund are received through General Fund Transfers.

Fund 106 - Vehicle Replacement-Public Works Fund

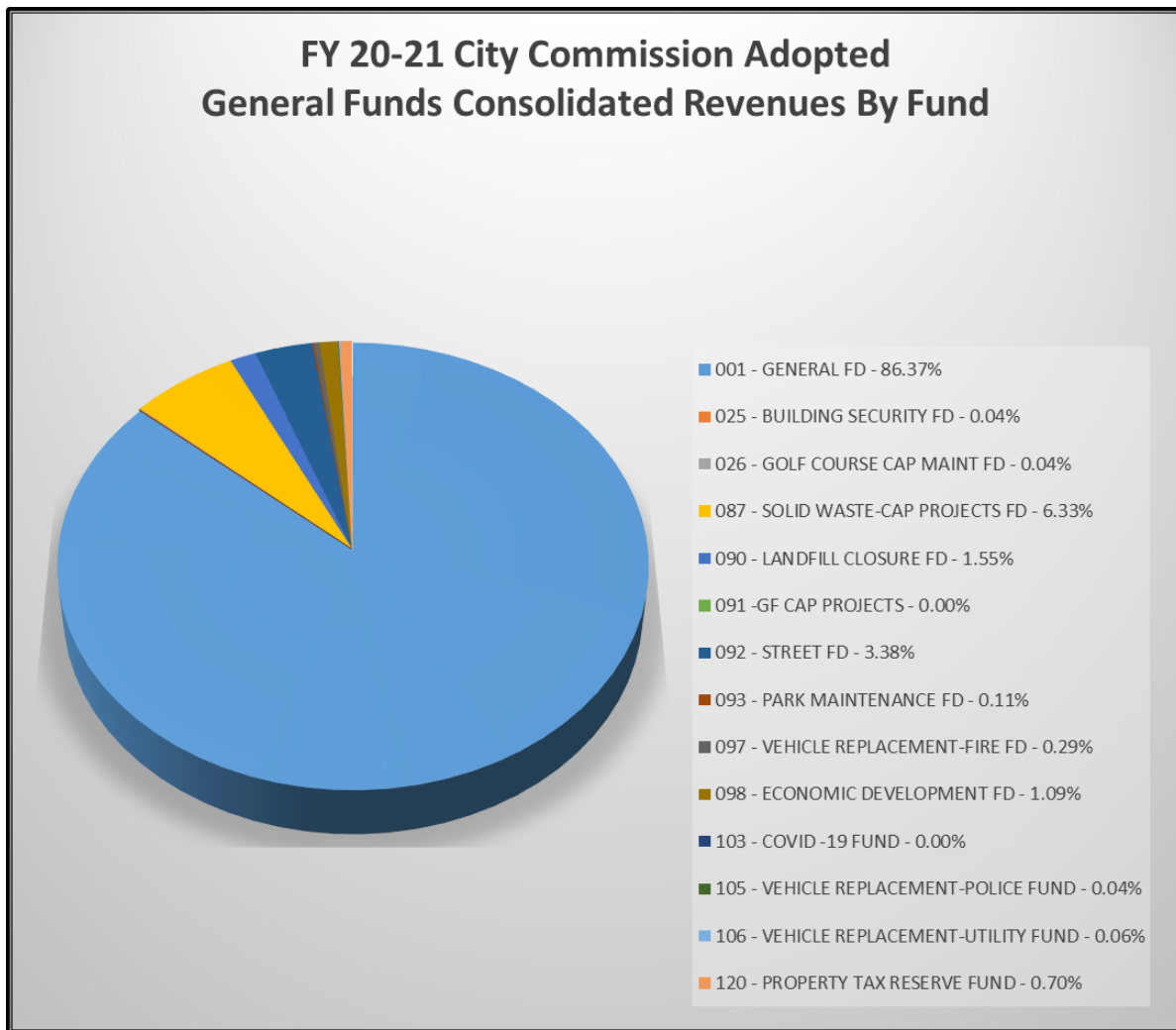
This fund is used to accumulate funds for future vehicle purchases for the Public Works Department. funds for the Vehicle Replacement Fund are received through Utility Fund Transfers.

Fund 120 – Property Tax Reserve Fund

This fund is used to accumulate funds to be used to address future budget shortfalls. On a monthly basis, a specific percentage amount of M&O taxes is transferred to this fund.

CONSOLIDATED REVENUES

GENERAL GOVERNMENTAL FUNDS



	FY 18-19 Total Activity	FY 19-20 Original Budget	FY 19-20 Amended Budget	FY 19-20 Expected Annual	FY 20-21 City Commission Adopted
001 - GENERAL FUND	\$ 19,718,147.04	\$ 19,646,793.90	\$ 19,892,494.00	\$ 19,614,370.84	\$ 20,521,907.98
025 - BUILDING SECURITY FUND	11,264.86	10,000.00	10,000.00	10,000.00	10,000.00
026 - GOLF COURSE CAP MAINT FUND	5,471.00	50,441.00	53,331.22	161,776.27	9,839.00
087 - SOLID WASTE-CAP PROJECTS	574,810.17	879,044.00	879,044.00	888,618.41	1,503,750.00
090 - LANDFILL CLOSURE FUND	365,485.00	368,227.00	368,227.00	366,502.00	367,122.00
091 - GF CAPITAL PROJECTS	67.74	-	9,000.00	9,003.52	-
092 - STREET FUND	795,782.96	812,000.00	866,610.32	854,610.32	802,000.00
093 - PARK MAINTENANCE FUND	45,000.00	25,000.00	25,000.00	25,000.00	25,000.00
096 - INSURANCE CLAIM RECOVERY FUND	1,775.97	-	-	8,307.33	-
097 - VEHICLE REPLACEMENT-FIRE FUND	150,866.27	250,000.00	250,000.00	68,413.47	70,000.00
098 - ECONOMIC DEVELOPMENT FUND	130,721.85	152,800.00	152,800.00	152,800.00	258,890.00
103 - COVID-19 FUND	-	-	-	279,334.00	-
105 - VEHICLE REPLACEMENT-POLICE FUND	-	-	-	-	10,000.00
106 - VEHICLE REPLACEMENT-UTILITY FUND	-	-	-	-	15,266.37
120 - PROPERTY TAX RESERVE FUND	-	197,842.00	197,842.00	197,842.00	166,748.00
TOTAL CONSOLIDATED REVENUES	\$21,799,392.86	\$22,392,147.90	\$22,704,348.54	\$22,636,578.16	\$23,760,523.35



City of Kingsville, TX

Consolidated General Funds - Revenues

Group Summary

For Fiscal: 10/2019-09/2020 Period Ending: 09/30/2020

Sourc...	2018 Total Activity	2019 Total Activity	2020 Original Budget	2020 Total Budget (Amended)	2020 YTD Activity	Defined Budgets		2021 City Manager Proposed	2021 City Commission Adopted
						2020 Expected Annual			
11111 - Current Taxes-Real Property	5,449,182.89	5,446,593.46	5,895,538.00	5,895,538.00	5,731,638.91	5,797,842.00	6,177,070.00	6,177,070.00	
12111 - Delinquent Taxes-Real Property	149,800.49	143,289.43	100,000.00	100,000.00	119,085.81	130,000.00	150,000.00	150,000.00	
13010 - Penalty and Interest	121,856.32	106,153.22	100,000.00	100,000.00	86,510.55	100,000.00	115,000.00	115,000.00	
13110 - Late Rendition Penalty	4,286.37	6,945.73	7,000.00	7,000.00	6,222.00	7,000.00	8,000.00	8,000.00	
14010 - In Lieu of Tax Pymnts-Celanese	100,000.00	100,000.00	100,000.00	100,000.00	100,000.00	100,000.00	100,000.00	100,000.00	
14015 - In Lieu of Tax Pymnts-HsngAuth	14,886.00	5,121.85	6,000.00	6,000.00	0.00	6,000.00	6,000.00	6,000.00	
21110 - City Sales Tax	4,764,200.26	5,080,331.75	4,975,000.00	4,975,000.00	3,306,254.66	4,975,000.00	5,100,000.00	5,100,000.00	
21111 - City Sales Tax - Neesen Polaris	0.00	0.00	46,800.00	46,800.00	0.00	0.00	32,890.00	32,890.00	
21113 - City Sales Tax - Marshalls	0.00	0.00	0.00	0.00	0.00	0.00	20,000.00	20,000.00	
21120 - Mixed Drink Tax	61,751.80	64,285.90	60,000.00	60,000.00	42,610.79	43,659.00	50,000.00	50,000.00	
21130 - Bingo Tax	2,762.35	3,645.00	0.00	0.00	2,986.27	2,986.27	3,000.00	3,000.00	
22210 - Electric Franchise	745,332.94	801,776.68	500,000.00	500,000.00	484,722.40	484,722.40	575,000.00	575,000.00	
22220 - Telephone Franchise	69,985.16	63,407.20	40,000.00	40,000.00	50,463.59	60,000.00	50,000.00	50,000.00	
22230 - Gas Franchise	79,740.29	81,624.58	50,000.00	50,000.00	42,322.79	50,000.00	80,000.00	80,000.00	
22240 - Television Franchise	84,386.01	76,489.94	60,000.00	60,000.00	40,382.38	40,382.38	60,000.00	60,000.00	
31110 - Plumbing Permits	8,834.10	8,323.42	11,000.00	11,000.00	8,158.08	9,100.00	9,000.00	9,000.00	
31120 - Electric Permits	18,752.56	19,165.88	19,000.00	19,000.00	20,233.51	20,060.01	21,500.00	21,500.00	
31130 - Building Permits	50,318.08	71,563.22	51,000.00	51,000.00	71,328.01	70,862.19	75,000.00	75,000.00	
31140 - Moving Permits	550.00	660.00	600.00	600.00	475.00	400.00	500.00	500.00	
31150 - Other Permits	50.00	50.00	50.00	50.00	0.00	50.00	50.00	50.00	
31155 - Fire Prevention Permits	28,155.60	43,306.49	40,000.00	40,000.00	52,679.20	54,000.00	50,000.00	50,000.00	
31160 - Mechanical Permits	7,391.59	7,766.84	10,000.00	10,000.00	7,268.43	8,000.00	8,000.00	8,000.00	
31166 - Street Closure Permit - Small	100.00	0.00	0.00	0.00	0.00	0.00	0.00	0.00	
31167 - Street Closure Permit - Large	0.00	150.00	150.00	150.00	0.00	0.00	150.00	150.00	
31170 - Certificate of Occupancy	1,025.00	925.00	1,000.00	1,000.00	1,450.00	1,450.00	1,500.00	1,500.00	
31171 - Mobile Home Units	0.00	0.00	0.00	0.00	610.00	610.00	500.00	500.00	
31172 - Mobile Home Processing Fee	0.00	0.00	0.00	0.00	50.00	50.00	50.00	50.00	
31180 - Plan Review	7,177.12	14,728.76	14,000.00	14,000.00	13,185.00	14,000.00	14,000.00	14,000.00	
31185 - Economic Dev Agreement Fee	0.00	26.92	50.00	50.00	0.00	50.00	50.00	50.00	
31190 - Sign Permits	978.52	700.76	1,000.00	1,000.00	740.37	900.00	1,000.00	1,000.00	
31195 - Private Ambulance Permit	2,407.50	3,425.00	2,450.00	2,450.00	625.00	1,050.00	2,800.00	2,800.00	
32210 - Amusement Licenses	45.00	45.00	45.00	45.00	30.00	45.00	45.00	45.00	
32220 - Beer & Liquor Licenses	7,445.00	6,322.50	7,000.00	7,000.00	4,260.00	7,000.00	7,000.00	7,000.00	
32240 - Contractors Licenses	29,335.00	31,954.00	30,000.00	30,000.00	32,965.00	32,465.00	36,000.00	36,000.00	
32250 - Solicitor Licenses	470.00	600.00	400.00	400.00	175.00	400.00	400.00	400.00	

Consolidated General Funds - Revenues

For Fiscal: 10/2019-09/2020 Period Ending: 09/30/2020

Sourc...	2018 Total Activity	2019 Total Activity	2020 Original Budget	2020 Total Budget (Amended)	2020 YTD Activity	Defined Budgets		2021 City Manager Proposed	2021 City Commission Adopted
						2020 Expected Annual			
32260 - Food Licenses	30,195.00	29,575.00	30,000.00	30,000.00	26,550.00	30,000.00		35,000.00	35,000.00
32270 - Other Licenses	525.00	350.00	100.00	100.00	25.00	100.00		100.00	100.00
41110 - Court Fines	786,044.85	748,210.54	700,000.00	700,000.00	485,735.06	520,000.00		650,000.00	650,000.00
41114 - Security Fees	12,106.25	11,264.86	10,000.00	10,000.00	9,066.97	10,000.00		10,000.00	10,000.00
41115 - Warrants	53,156.04	61,517.69	60,000.00	60,000.00	62,040.99	64,000.00		67,500.00	67,500.00
41120 - Minor Fines	7,003.61	3,461.08	5,000.00	5,000.00	882.22	700.00		3,000.00	3,000.00
41130 - State Service Fee	16,988.18	22,901.81	22,000.00	22,000.00	17,729.43	17,703.51		20,000.00	20,000.00
41170 - Omni Local Fee	1,285.53	1,248.59	1,100.00	1,100.00	1,112.67	1,100.00		1,000.00	1,000.00
41180 - JFC1 and Civil Justice Fee	2,326.33	2,162.41	2,000.00	2,000.00	542.29	700.00		2,000.00	2,000.00
41185 - Payment Plan Service Fees	19,390.19	18,706.83	18,000.00	18,000.00	13,680.96	15,000.00		15,000.00	15,000.00
41195 - City Court Costs	5,552.27	3,607.23	4,000.00	4,000.00	10,296.21	11,000.00		12,000.00	12,000.00
42060 - Lien Fees-Int - Demolition	0.00	4,810.51	3,000.00	3,000.00	4,668.93	4,668.93		5,500.00	5,500.00
53310 - Zoning Fees	4,500.00	6,350.00	4,000.00	4,000.00	3,110.00	3,110.00		3,500.00	3,500.00
53320 - Platting Fees	300.00	200.00	1,000.00	1,000.00	0.00	1,000.00		200.00	200.00
55002 - Dog Adoption Fee	0.00	0.00	0.00	0.00	1,910.00	2,000.00		7,385.00	7,385.00
55003 - Cat Adoption Fee	0.00	0.00	0.00	0.00	620.00	840.00		2,480.00	2,480.00
55004 - Other Animal Adoption Fee	0.00	0.00	0.00	0.00	330.00	350.00		1,015.00	1,015.00
55005 - Animal Euthanasia Fee	0.00	0.00	0.00	0.00	30.00	30.00		120.00	120.00
55006 - Dog Released Fee	0.00	0.00	0.00	0.00	4,507.00	4,800.00		11,860.00	11,860.00
55007 - Cat Released Fee	0.00	0.00	0.00	0.00	166.00	200.00		262.00	262.00
55008 - Other Animal Released Fee	0.00	0.00	0.00	0.00	225.00	225.00		1,400.00	1,400.00
55009 - Trap Rental Fees	0.00	0.00	0.00	0.00	20.00	20.00		70.00	70.00
55010 - Food Handler Card	0.00	0.00	0.00	0.00	375.00	375.00		2,340.00	2,340.00
55011 - Food Handler Card Duplicate	0.00	0.00	0.00	0.00	0.00	0.00		23.00	23.00
55012 - Fundraiser Food Handler Class	0.00	0.00	0.00	0.00	0.00	0.00		375.00	375.00
55015 - Septic Tank Application	0.00	0.00	0.00	0.00	1,410.00	1,410.00		1,800.00	1,800.00
55020 - Foster Care Inspection Fee	0.00	0.00	0.00	0.00	140.00	140.00		150.00	150.00
56615 - Arrest Fees	16,680.61	14,696.20	15,000.00	15,000.00	8,018.05	8,700.00		11,500.00	11,500.00
56620 - Police Accident Reports	996.00	816.00	1,000.00	1,000.00	396.00	400.00		700.00	700.00
56680 - Child Safety Fund Revenues	0.00	11,000.00	0.00	0.00	0.00	0.00		0.00	0.00
57010 - Ambulance Service-Intermedix	610,923.93	671,566.55	575,000.00	575,000.00	515,844.28	575,000.00		620,000.00	620,000.00
57011 - Ambulance Service - Supplemental Pmt Program	0.00	125,866.27	250,000.00	250,000.00	68,413.47	68,413.47		70,000.00	70,000.00
58001 - Golf Course Revenue	8,105.14	14,100.50	18,000.00	18,000.00	3,594.60	3,600.00		12,500.00	12,500.00
58002 - Contribution from County	585,000.00	585,000.00	619,000.00	621,890.22	571,485.43	621,890.22		500,000.00	500,000.00
58003 - Park User Fees	58,304.00	38,051.78	0.00	38,400.00	300.00	300.00		15,000.00	15,000.00
58004 - Golf Course-Membership Fees	34,184.42	31,691.00	40,000.00	40,000.00	37,613.97	36,932.13		41,000.00	41,000.00
58005 - Golf Course-Merchandise Sales	9,533.00	13,508.35	17,000.00	17,000.00	11,708.91	12,000.00		13,000.00	13,000.00
58006 - Golf Course-Cart Rentals	30,103.52	41,439.73	30,000.00	30,000.00	40,222.07	41,000.00		67,000.74	67,000.74
58007 - Golf Course-Driving Range Fees	8,682.26	15,893.82	20,000.00	20,000.00	13,117.77	14,000.00		15,000.00	15,000.00
58008 - Golf Course-Green Fees	54,525.34	86,204.61	110,000.00	110,000.00	84,280.10	90,000.00		95,000.00	95,000.00
58009 - Golf Course-Rental Fees	908.70	976.24	5,000.00	5,000.00	859.78	800.00		1,000.00	1,000.00

Consolidated General Funds - Revenues

For Fiscal: 10/2019-09/2020 Period Ending: 09/30/2020

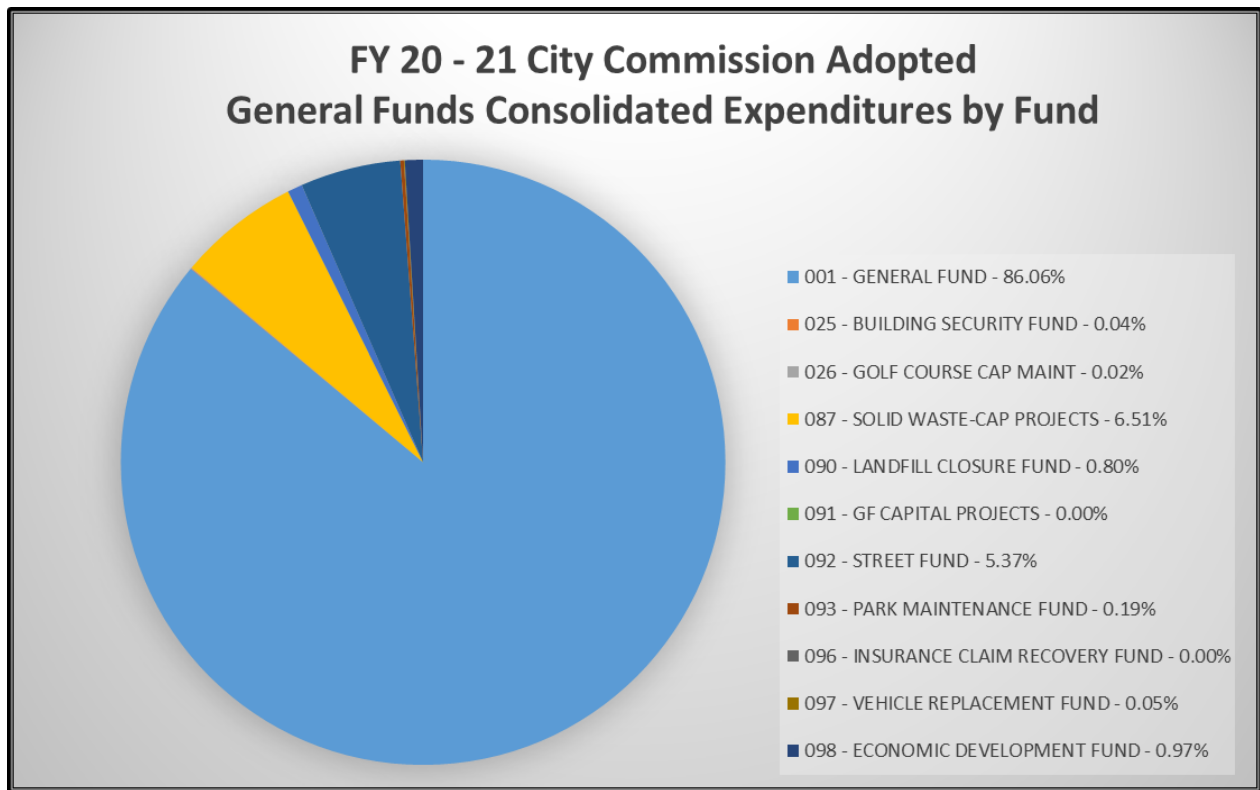
Sourc...	Defined Budgets							
	2018 Total Activity	2019 Total Activity	2020 Original Budget	2020 Total Budget (Amended)	2020 YTD Activity	2020 Expected Annual	2021 City Manager Proposed	2021 City Commission Adopted
58010 - Golf Course-Food & Beverage Sales	8,659.74	14,066.49	15,000.00	15,000.00	12,233.18	13,000.00	14,000.00	14,000.00
58014 - Alcohol Sales	23,654.99	33,957.75	40,000.00	40,000.00	30,703.76	35,000.00	36,000.00	36,000.00
58015 - Golf Lessons	385.00	660.00	0.00	0.00	0.00	0.00	0.00	0.00
58050 - Rec Hall Rental Fees	16,254.40	16,710.00	26,000.00	26,000.00	5,870.00	5,870.00	14,000.00	14,000.00
58051 - Field Rental Fees	1,801.75	3,171.75	6,000.00	6,000.00	1,582.00	1,522.00	5,400.00	5,400.00
58053 - BBQ Rental Fees	1,050.00	1,015.00	800.00	800.00	335.00	335.00	750.00	750.00
58054 - Electricity Fees	2,380.50	3,036.25	3,000.00	3,000.00	1,806.00	1,806.00	3,500.00	3,500.00
58056 - Concession Rental Revenue	1,048.26	439.90	1,000.00	4,500.00	1,035.75	1,035.75	4,200.00	4,200.00
58058 - Adult Softball League Fees	9,109.50	2,910.00	13,000.00	28,560.00	14,074.40	14,074.40	45,700.00	45,700.00
58059 - Adult Softball League-Tournament	3,290.00	1,265.00	1,500.00	0.00	0.00	0.00	1,350.00	1,350.00
58060 - Swim Lessons	5,640.00	8,150.00	5,000.00	5,000.00	0.00	0.00	5,000.00	5,000.00
58061 - Pool Party Rental	4,855.00	6,610.00	4,000.00	4,000.00	0.00	0.00	5,500.00	5,500.00
58065 - Swimming Pool Admission-Open Swim	10,409.00	10,574.00	8,000.00	8,000.00	0.00	0.00	8,000.00	8,000.00
58066 - Swimming Pool Admission-Aerobic Swim	294.00	189.00	250.00	250.00	0.00	0.00	250.00	250.00
58067 - Swimming Pool Admission-Nite Swim	4,272.00	5,880.00	5,000.00	5,000.00	0.00	0.00	4,500.00	4,500.00
58068 - 5k Registration	0.00	240.00	200.00	200.00	165.00	165.00	200.00	200.00
58069 - Downtown Pavilion Rental Fees	187.50	190.00	500.00	500.00	145.00	145.00	200.00	200.00
58070 - Centennial Bandstand Rental Fees	0.00	0.00	100.00	100.00	0.00	0.00	100.00	100.00
58071 - Recreation Fees	5,628.00	7,132.43	7,000.00	7,000.00	1,815.00	1,815.00	6,000.00	6,000.00
58073 - Senior/Adult Swim	426.00	228.00	200.00	200.00	0.00	0.00	250.00	250.00
58074 - Volleyball	560.00	660.00	0.00	0.00	0.00	0.00	0.00	0.00
58135 - Rent - Water Tower	22,888.85	23,609.52	23,370.00	23,370.00	66,070.61	66,070.61	24,070.70	24,070.70
58136 - Rent - EDC Offices	6,600.00	7,800.00	7,200.00	7,200.00	6,000.00	6,000.00	0.00	0.00
58137 - Rent - Cell Tower	26,800.00	2,527.74	2,400.00	2,400.00	6,378.71	6,378.71	5,500.00	5,500.00
59944 - Other Income-Insurance	0.00	1,775.97	0.00	0.00	14,548.17	14,548.17	0.00	0.00
59945 - Other Income	0.00	154.37	0.00	12,992.95	340,267.88	340,268.00	0.00	0.00
59947 - Other Income-Lease Purchase	0.00	42,166.13	634,044.00	634,044.00	615,710.43	615,710.43	1,281,515.00	1,281,515.00
62110 - Vacant Lot Clearance	22,689.43	22,789.79	15,000.00	15,000.00	12,996.51	14,000.00	15,500.00	15,500.00
62120 - Demolition Recovery Revenue	10,632.08	17,984.65	30,000.00	30,000.00	11,731.58	12,000.00	12,000.00	12,000.00
62130 - Noxious Matter Abatement Rev	10,195.10	19,324.56	8,000.00	8,000.00	8,488.83	8,488.83	10,750.00	10,750.00
72030 - Donations	3,000.00	1,000.00	0.00	5,988.40	19,817.40	19,817.40	0.00	0.00
75001 - Transfer In From Fund 001	71,596.64	101,071.00	88,241.00	97,241.00	70,680.75	136,061.00	207,729.00	207,729.00
75002 - Transfer In from Fund 002	117,345.00	75,647.00	68,457.00	68,457.00	51,342.75	68,457.00	77,340.00	77,340.00
75006 - Transfer from Fund 026	0.00	0.00	0.00	0.00	0.00	0.00	5,416.16	5,416.16
75010 - Transfer from Fund 051	1,362,000.00	1,358,655.97	1,350,000.00	1,350,000.00	1,012,500.00	1,350,000.00	1,350,000.00	1,350,000.00
75033 - Transfer From Fund 033	0.00	0.00	0.00	0.00	0.00	69,625.05	0.00	0.00
75039 - Transfer from Fund 039	0.00	0.00	0.00	0.00	0.00	0.00	5,266.37	5,266.37
75055 - Transfer in from Fund 55	95,220.00	0.00	0.00	0.00	0.00	0.00	0.00	0.00
75060 - Transfer In From Fund 060	0.00	0.00	47.76	47.76	47.76	47.76	0.00	0.00
75065 - Trsfrs from Fund 065	0.00	0.00	2,288.28	2,288.28	2,288.28	2,288.28	0.00	0.00
75071 - Transfer From Fund 071	9,800.33	0.00	0.00	215,305.77	254,126.38	254,126.38	0.00	0.00

Consolidated General Funds - Revenues

For Fiscal: 10/2019-09/2020 Period Ending: 09/30/2020

Sourc...	2018 Total Activity	2019 Total Activity	2020 Original Budget	2020 Total Budget (Amended)	2020 YTD Activity	Defined Budgets		2021 City Manager Proposed	2021 City Commission Adopted
						2020 Expected Annual			
75078 - Transfer from Fund 078	0.00	0.00	3,598.89	3,598.89	3,598.89	3,598.89	0.00	0.00	
75079 - Transfer From Fund 079	0.00	0.00	3,744.01	3,744.01	3,744.01	3,744.01	0.00	0.00	
75087 - Transfer From Fund 087	162,853.23	165,491.00	165,136.00	165,136.00	123,852.00	165,136.00	164,781.00	164,781.00	
75091 - Transfer From Fund 091	0.00	3,616.00	0.00	0.00	0.00	0.00	64.58	64.58	
75092 - Transfer From Fund 092	0.00	50,000.00	50,000.00	50,000.00	37,500.00	50,000.00	150,000.00	150,000.00	
75096 - Transfer From Fund 096	0.00	0.00	0.00	10,063.30	10,063.30	10,063.30	0.00	0.00	
75097 - Transfer from Fund 097	0.00	0.00	0.00	0.00	0.00	0.00	12,348.04	12,348.04	
75111 - Transfer from Fund 013	0.00	0.00	0.00	0.00	0.00	0.00	56.76	56.76	
75601 - Transfer From Fund 601	70,227.47	2,061.54	0.00	0.00	0.00	0.00	0.00	0.00	
81100 - Landfill Fees	325,099.56	388,392.41	360,000.00	360,000.00	485,805.43	580,000.00	575,000.00	575,000.00	
81110 - Landfill Surcharge Revenue	267,736.11	263,961.42	267,000.00	267,000.00	249,714.00	267,000.00	267,000.00	267,000.00	
81200 - Garbage Fees	2,718,863.12	2,622,503.56	2,800,000.00	2,800,000.00	2,517,475.98	2,690,000.00	2,700,000.00	2,700,000.00	
81205 - Garbage Fees - Additional	569,167.71	570,371.80	560,000.00	560,000.00	534,784.10	572,000.00	572,000.00	572,000.00	
81700 - Penalty Fee on Garbage Fees	34,189.47	32,611.43	32,000.00	32,000.00	17,680.15	20,000.00	34,000.00	34,000.00	
81702 - Penalty Fee-Landfill Surcharge	3,351.30	3,326.12	3,400.00	3,400.00	1,607.61	2,150.00	3,400.00	3,400.00	
81710 - Penalty Fee on NSF	125.00	50.00	0.00	0.00	50.00	50.00	50.00	50.00	
81715 - Penalty on Licenses/Permits	600.00	250.00	1,000.00	1,000.00	325.00	400.00	500.00	500.00	
84000 - Street Maintenance Fee	812,278.04	787,121.99	812,000.00	812,000.00	746,154.40	800,000.00	802,000.00	802,000.00	
89000 - Solid Waste Miscellaneous	4,097.14	4,251.19	3,500.00	3,500.00	4,377.40	4,500.00	4,500.00	4,500.00	
91000 - Sale of City Property	0.00	45,599.18	0.00	0.00	23,500.00	23,500.00	0.00	0.00	
91001 - Solid Waste Metal Revenue	4,746.60	5,098.58	5,000.00	5,000.00	6,947.31	7,000.00	7,000.00	7,000.00	
91100 - Sale of City Publications	211.70	226.10	500.00	500.00	210.30	255.00	500.00	500.00	
91200 - Recycling Revenue	3,657.25	6,063.65	5,000.00	5,000.00	2,431.80	2,500.00	5,000.00	5,000.00	
91201 - Sale of Open Records Documents	732.38	581.08	500.00	500.00	1,267.93	1,251.23	1,200.00	1,200.00	
91300 - Credit Card Fee Revenue	0.00	0.00	26,000.00	26,000.00	0.00	0.00	0.00	0.00	
91400 - Discount Revenue Sales Tax	1,336.80	1,345.15	1,500.00	1,500.00	1,146.76	1,300.00	1,500.00	1,500.00	
91503 - Interest Income	107,850.38	207,398.71	186,000.00	186,000.00	139,936.38	152,103.52	174,000.00	174,000.00	
91520 - Interest Earned-Investment	13,632.37	43,288.52	14,000.00	14,000.00	-7,179.42	14,000.00	35,000.00	35,000.00	
92000 - Auction Revenue	625.00	17,515.00	5,000.00	5,000.00	0.00	0.00	0.00	0.00	
96010 - Paving Lien Principal-1970's	774.20	0.00	800.00	800.00	0.00	0.00	0.00	0.00	
99000 - Miscellaneous	99,276.00	32,120.03	32,587.96	32,587.96	31,369.47	26,777.93	30,350.00	30,350.00	
99602 - Lease Proceeds	845,105.00	0.00	0.00	0.00	0.00	0.00	0.00	0.00	
Report Total:	22,073,735.02	21,799,392.86	22,392,147.90	22,704,348.54	19,727,584.84	22,636,578.16	23,760,523.35	23,760,523.35	

CONSOLIDATED EXPENDITURES GENERAL GOVERNMENTAL FUNDS



	FY 18-19 Total Activity	FY 19-20 Original Budget	FY 19-20 Amended Budget	FY 19-20 Expected Annual	FY 20-21 City Commission Adopted
001 - GENERAL FUND	\$ 19,364,603.71	\$ 20,859,855.00	\$ 21,036,188.41	\$ 20,107,086.05	\$ 21,647,913.29
025 - BUILDING SECURITY FUND	7,978.86	10,000.00	10,000.00	10,000.00	10,000.00
026 - GOLF COURSE CAPITAL MAINTENANCE	-	64,324.00	70,104.44	178,549.44	5,416.16
087 - SOLID WASTE-CAP PROJECTS	476,698.60	874,374.00	874,374.00	874,374.00	1,638,260.00
090 - LANDFILL CLOSURE FUND	244,862.24	252,000.00	252,000.00	252,000.00	200,000.00
091 - GF CAPITAL PROJECTS	3,616.00	-	9,000.00	-	64.58
092 - STREET FUND	1,057,615.24	841,471.00	841,471.00	602,000.00	1,350,000.00
093 - PARK MAINTENANCE FUND	21,462.71	27,539.00	27,539.00	27,539.00	48,304.00
096 - INSURANCE CLAIM RECOVERY FUND	3,893.38	245,135.00	255,198.30	10,063.30	-
097 - VEHICLE REPLACEMENT FUND	228,227.62	256,105.00	256,105.00	-	12,348.04
098 - ECONOMIC DEVELOPMENT FUND	197,129.47	157,780.00	157,780.00	110,983.67	243,366.00
099 - DISASTER RESPONSE RECOVERY FUND	-	-	-	-	-
103 - COVID-19 FUND	-	-	-	106,877.75	-
TOTAL CONSOLIDATED EXPENDITURES	\$ 21,606,087.83	\$ 23,588,583.00	\$ 23,789,760.15	\$ 22,279,473.21	\$ 25,155,672.07



City of Kingsville, TX

Consolidated General Funds - Expenditures

Group Summary

For Fiscal: 10/2019-09/2020 Period Ending: 09/30/2020

Objec...	2018 Total Activity	2019 Total Activity	2020 Original Budget	2020 Total Budget (Amended)	2020 YTD Activity	Defined Budgets		2021 City Manager Proposed	2021 City Commission Adopted
						2020 Expected Annual			
11100 - Salaries & Wages	8,796,865.51	8,847,902.09	9,622,739.00	9,480,556.03	8,230,612.48	9,547,045.82	9,527,878.00	9,527,878.00	
11130 - Salaries - Election	216.58	0.00	0.00	0.00	0.00	0.00	0.00	0.00	
11200 - Overtime	816,060.30	902,541.16	754,093.00	826,940.10	855,967.02	805,339.86	745,303.00	745,303.00	
11230 - Overtime-Election	712.22	0.00	0.00	0.00	0.00	0.00	0.00	0.00	
11255 - Overtime - Special Events	5,316.86	0.00	0.00	0.00	0.00	0.00	0.00	0.00	
11300 - Longevity	56,962.55	54,207.85	58,171.00	58,171.00	47,776.66	58,171.00	73,937.00	73,937.00	
11301 - Longevity - Non Civil Service	0.00	0.00	26,484.00	26,579.94	19,400.75	26,579.94	35,604.00	35,604.00	
11400 - Retirement - TMRS	851,909.33	847,516.24	914,572.00	916,316.36	801,025.78	916,316.36	878,759.00	878,759.00	
11500 - FICA	727,378.62	735,730.60	817,663.00	818,366.27	682,001.82	818,366.27	811,153.00	811,153.00	
11600 - Group Health Insurance	2,606,688.68	2,595,977.96	2,480,925.00	2,519,135.94	2,202,600.55	2,519,135.94	3,127,587.00	3,127,587.00	
11601 - Group Health Ins-Retirees	22,871.65	24,655.21	29,000.00	29,000.00	16,662.24	29,000.00	20,500.40	20,500.40	
11700 - Workers' Compensation	112,919.34	98,343.76	103,076.00	103,485.50	74,696.02	103,485.50	136,956.00	136,956.00	
11800 - Unemployment Compensation	41,908.22	3,418.41	59,268.00	58,486.50	36,407.37	59,286.50	55,442.00	55,442.00	
11900 - Educational Incentive	22,452.91	24,743.83	22,802.00	22,802.00	24,481.85	22,802.00	25,204.00	25,204.00	
12000 - Car Allowance	23,565.97	25,273.66	25,200.00	24,295.00	21,375.79	24,795.00	22,800.00	22,800.00	
12100 - Clothing Allowance	8,229.66	8,605.56	9,903.00	9,903.00	7,433.40	9,903.00	10,804.00	10,804.00	
12200 - Certification Pay	120,911.36	118,978.93	138,872.00	138,872.00	122,956.02	138,872.00	142,219.00	142,219.00	
12300 - Life Insurance	17,148.15	17,313.57	18,923.00	19,066.46	17,727.57	19,066.46	18,779.00	18,779.00	
12900 - Safety Incentive	14,674.00	13,698.89	16,893.00	18,464.52	18,464.52	18,464.52	19,000.00	19,000.00	
17600 - Volun-Workers' Comp	658.14	432.19	1,015.00	1,015.00	451.28	1,015.00	1,015.00	1,015.00	
17700 - Volun-Retirement	7,296.32	5,158.44	10,400.00	10,400.00	2,461.42	10,400.00	7,500.00	7,500.00	
19800 - County 1/2 sal/ben	-417,209.46	-434,491.79	-469,298.00	-469,298.00	-369,482.19	-469,298.00	0.00	0.00	
19900 - Salaries/Benefits (dif Agency)	-41,944.00	-45,959.00	-48,423.00	-48,518.94	-48,518.94	-48,518.94	-57,649.00	-57,649.00	
21100 - Supplies	107,838.18	99,167.88	100,219.00	80,941.41	107,104.67	75,227.68	81,400.00	81,400.00	
21110 - Employee Recognition Supplies	4,467.65	4,309.55	3,353.00	2,353.00	1,745.89	2,353.00	4,500.00	4,500.00	
21130 - Supplies - Safety Incentives	2,502.56	4,931.60	4,695.00	3,806.31	3,806.31	3,806.31	3,500.00	3,500.00	
21150 - Supplies-Open Records Document	1,015.61	223.34	900.00	505.00	505.42	505.00	900.00	900.00	
21176 - Irrigation Supplies	6,310.39	3,709.55	5,000.00	4,000.00	2,511.82	3,754.94	4,500.00	4,500.00	
21177 - Pro Shop Supplies	1,478.51	3,834.60	6,000.00	3,000.00	1,891.33	3,000.00	3,000.00	3,000.00	
21178 - Maintenance Supplies	15,131.36	9,981.14	9,500.00	9,500.00	8,603.31	9,500.00	9,500.00	9,500.00	
21179 - Golf Course Accessories	2,062.00	3,720.81	3,500.00	2,500.00	1,546.65	2,500.00	3,000.00	3,000.00	
21181 - Aggregates	1,497.36	2,078.20	2,800.00	1,050.00	1,050.00	1,050.00	2,000.00	2,000.00	
21194 - Covid 19 Event	0.00	0.00	0.00	9,043.79	12,171.91	0.00	0.00	0.00	
21195 - Janitorial Supplies	7,082.15	15,894.39	20,000.00	21,000.00	20,771.76	21,000.00	20,000.00	20,000.00	
21200 - Uniforms & Personal Wear	80,949.17	49,838.27	64,128.00	72,157.03	45,874.26	51,036.02	99,092.00	99,092.00	

Consolidated General Funds - Expenditures

For Fiscal: 10/2019-09/2020 Period Ending: 09/30/2020

Objec...	2018 Total Activity	2019 Total Activity	2020 Original Budget	2020 Total Budget (Amended)	2020 YTD Activity	Defined Budgets		2021 City Manager Proposed	2021 City Commission Adopted
						2020 Expected Annual			
21400 - Chemicals	19,209.88	22,595.10	28,830.00	22,475.00	18,703.81	23,474.45	28,150.00	28,150.00	
21401 - Pool Chemicals	14,072.06	13,077.51	18,000.00	16,964.83	6,458.81	10,000.00	16,200.00	16,200.00	
21402 - Weed Control Chemicals	0.00	2,022.74	4,500.00	4,500.00	3,083.28	4,450.00	4,000.00	4,000.00	
21403 - Pesticide Chemicals	135.94	1,556.58	3,500.00	3,500.00	1,216.64	3,500.00	2,350.00	2,350.00	
21404 - Fertilizer Chemicals	13,695.77	6,104.46	8,500.00	8,500.00	8,210.24	8,500.00	8,000.00	8,000.00	
21500 - Motor Gas & Oil	413,317.00	419,311.18	443,249.00	365,972.52	264,112.04	337,126.49	341,690.00	341,690.00	
21700 - Minor Eq/Furniture	82,235.83	91,561.89	129,042.00	132,929.61	115,529.01	122,615.31	77,355.00	77,355.00	
21800 - Guns & Ammunition	10,320.63	18,165.39	20,767.00	17,395.00	17,394.87	17,395.00	20,767.00	20,767.00	
21900 - Animal Care	10,800.51	15,415.37	10,900.00	11,196.96	10,607.27	11,182.96	20,500.00	20,500.00	
22000 - Rollouts & Dumpsters	71,900.00	71,698.00	71,900.00	71,900.00	71,743.50	71,900.00	71,900.00	71,900.00	
22400 - Medical Supplies	60,452.93	52,470.77	61,239.00	70,137.19	63,995.60	70,234.37	51,299.00	51,299.00	
22401 - Safety/First Aid	817.19	718.90	1,450.00	7.11	0.00	7.11	1,305.00	1,305.00	
22500 - Educational Materials/Supplies	4,055.63	1,928.65	4,225.00	3,936.98	3,736.98	3,936.98	2,800.00	2,800.00	
22502 - Education-Library Books	14,751.67	13,900.92	20,000.00	16,615.00	15,684.39	16,615.00	0.00	0.00	
22600 - Computers & Associated Equip	95,058.79	123,613.45	86,838.00	62,466.87	80,682.31	57,479.50	54,288.00	54,288.00	
23201 - Promotional Expense	900.00	103.00	1,000.00	400.00	0.00	848.04	900.00	900.00	
23500 - Merchandise-Cost of Goods Sold	4,560.68	7,262.49	7,900.00	3,900.00	0.00	3,900.00	4,000.00	4,000.00	
23501 - Alcohol-Cost of Goods Sold	10,711.53	14,556.53	9,000.00	13,000.00	13,797.50	13,000.00	15,000.00	15,000.00	
31100 - Communications	204,904.67	200,785.52	235,711.00	224,730.58	227,388.40	227,891.70	233,896.00	233,896.00	
31102 - Communications - Municipal Building	33,144.76	33,028.62	35,000.00	43,598.00	39,660.10	43,598.00	43,589.00	43,589.00	
31103 - Communications - City Hall Complex	36,706.82	35,866.01	39,312.00	45,817.00	47,605.57	45,817.00	45,817.00	45,817.00	
31300 - Postage & Freight	54,368.76	36,083.85	37,781.00	39,525.09	35,746.08	39,175.38	39,630.00	39,630.00	
31400 - Professional Services	364,033.02	741,717.71	682,156.00	588,978.22	450,576.48	501,546.91	628,288.00	628,288.00	
31401 - PrfSrv-Appraisal Dst	152,577.03	152,220.56	153,000.00	153,949.03	153,949.03	153,949.03	154,000.00	154,000.00	
31410 - ProfSrv-Sftware Mnt	246,793.65	276,206.49	296,607.00	296,607.00	276,582.79	296,607.00	281,174.00	281,174.00	
31420 - PrfSrv-Bandstand Utilities	874.24	459.08	936.00	936.00	0.00	0.00	936.00	936.00	
31425 - Prof. Services-GPS	13,607.25	10,400.00	12,581.00	13,099.00	11,041.95	13,050.00	11,632.00	11,632.00	
31427 - Prf Srv-Actuarial Services	900.00	9,000.00	9,000.00	2,000.00	0.00	0.00	12,000.00	12,000.00	
31431 - ProfServ-NASK Air Show	1,500.00	0.00	1,500.00	1,500.00	0.00	0.00	0.00	0.00	
31433 - Prof Srvcs-TAMUK Stadium Renov	25,000.00	25,000.00	25,000.00	25,000.00	0.00	25,000.00	25,000.00	25,000.00	
31434 - PrfSrv-Rehrig Software Maint	7,099.20	7,378.40	8,400.00	8,400.00	8,400.00	8,400.00	8,100.00	8,100.00	
31439 - Prof Serv-Events & Clean Up	3,116.17	7,802.80	7,000.00	5,486.96	2,948.24	5,486.96	7,000.00	7,000.00	
31441 - Special Events & Festivals	1,593.61	11,331.99	8,550.00	22,869.02	22,869.02	22,869.02	7,500.00	7,500.00	
31442 - Prof Srv-HALO Flight	10,000.00	10,000.00	10,000.00	10,000.00	10,000.00	10,000.00	10,000.00	10,000.00	
31444 - Prf Svcs - Donations	0.00	5,000.00	0.00	0.00	0.00	0.00	0.00	0.00	
31448 - ProfSrv-Health & Wellness Initiative	0.00	0.00	10,000.00	360.00	360.00	360.00	2,500.00	2,500.00	
31449 - Grant Cash Match	0.00	0.00	0.00	2,500.00	0.00	2,500.00	70,250.00	70,250.00	
31451 - Prof Srv-Amb - Intermedix	53,421.11	61,051.50	60,000.00	60,000.00	68,062.41	60,000.00	60,000.00	60,000.00	
31463 - ProfSvc-Kleberg Co. Airport	0.00	0.00	10,000.00	0.01	0.00	0.00	0.00	0.00	
31464 - Prof Svc-TX DOT Agreement	13,345.98	13,345.98	13,346.00	13,346.00	13,345.98	13,346.00	13,346.00	13,346.00	
31470 - Prof Svcs - Audit Services	56,756.34	52,989.00	61,950.00	61,902.00	58,621.80	58,621.80	59,200.00	59,200.00	

Consolidated General Funds - Expenditures

For Fiscal: 10/2019-09/2020 Period Ending: 09/30/2020

Objec...	2018 Total Activity	2019 Total Activity	2020 Original Budget	2020 Total Budget (Amended)	2020 YTD Activity	Defined Budgets		2021 City Manager Proposed	2021 City Commission Adopted
						2020 Expected Annual			
31475 - Prof Svcs-SWR Collection Expense	0.00	13,625.13	0.00	0.00	0.00	0.00		0.00	0.00
31488 - Prof. Services-Minor Vet Care	11,526.09	29,139.84	17,000.00	21,024.43	22,376.86	21,378.83		25,000.00	25,000.00
31495 - 5K Event	281.70	1,362.11	1,600.00	1,030.34	140.51	200.00		1,142.00	1,142.00
31496 - Track Team	1,572.00	2,900.00	1,400.00	1,000.00	0.00	0.00		1,260.00	1,260.00
31497 - Swim Team Program	1,500.00	2,900.00	1,400.00	1,000.00	0.00	0.00		1,260.00	1,260.00
31498 - Adult Softball League	4,505.65	1,573.51	10,000.00	0.00	0.00	0.00		5,500.00	5,500.00
31499 - Recreational Programs	28,383.39	24,793.19	10,171.00	13,296.00	7,328.46	6,125.00		9,200.00	9,200.00
31500 - Printing & Publishing	47,087.31	49,261.97	47,675.00	37,623.21	31,177.33	36,816.43		39,670.00	39,670.00
31501 - Liens & Ads w/ Health Dept	63.00	0.00	2,010.00	0.00	0.00	0.00		0.00	0.00
31550 - Printing - Employment Ads	11,784.32	7,587.54	10,000.00	9,975.30	10,049.45	9,975.30		6,000.00	6,000.00
31600 - Membership, Training, Travel	103,096.51	81,780.51	102,051.00	49,953.31	39,055.64	38,450.08		81,887.00	81,887.00
31601 - Mayor Fugate-Training & Travel	2,414.58	6,435.09	5,000.00	895.70	895.70	617.74		5,000.00	5,000.00
31602 - Commissioner Garcia-Training & Travel	6,991.92	0.00	0.00	0.00	0.00	0.00		0.00	0.00
31603 - Commissioner Lopez-Training & Travel	2,028.77	5,000.00	5,000.00	1,100.37	1,100.37	1,100.37		5,000.00	5,000.00
31604 - Commissioner Pecos -Training & Travel	4,983.60	2,029.07	5,000.00	3,742.87	3,742.87	3,742.87		5,000.00	5,000.00
31605 - Commissioner Pena-Training & Travel	1,408.31	0.00	0.00	0.00	0.00	0.00		0.00	0.00
31606 - CM-Training & Travel	10,206.94	5,477.96	8,300.00	5,374.47	5,374.47	5,374.47		7,000.00	7,000.00
31607 - CS-Training & Travel	7,019.18	6,105.77	7,700.00	3,654.95	3,654.95	3,558.66		7,000.00	7,000.00
31608 - Commissioner Hinojosa-Training & Travel	1,701.56	3,524.85	5,000.00	4,195.60	4,195.60	4,195.60		5,000.00	5,000.00
31609 - Commissioner Leubert-Training & Travel	20.00	469.50	5,000.00	2,329.29	2,329.29	2,329.29		5,000.00	5,000.00
31610 - Travel - Mileage Reimb	349.83	399.20	4,800.00	800.00	283.53	800.00		750.00	750.00
31613 - Training - Academy	0.00	0.00	0.00	0.00	0.00	0.00		9,000.00	9,000.00
31620 - Training & Travel - Fire Chief	0.00	4,127.17	5,000.00	855.00	748.20	855.00		5,000.00	5,000.00
31621 - Training & Travel - Civil Service	0.00	15,943.79	20,500.00	16,505.00	15,734.09	16,505.00		16,958.00	16,958.00
31625 - Training & Travel-Special Events	1,315.06	1,000.00	1,000.00	200.54	200.54	200.54		1,000.00	1,000.00
31630 - Training & Travel - Police Chief	0.00	4,543.55	4,915.00	1,673.49	1,673.49	1,673.49		4,915.00	4,915.00
31640 - Training & Travel - Finance Admin	0.00	9,804.78	18,491.00	2,273.82	1,239.24	1,100.00		14,000.00	14,000.00
31641 - Training & Travel - Purchasing	0.00	1,590.32	5,550.00	1,326.66	951.66	1,000.00		5,000.00	5,000.00
31651 - Training & Travel - HR	0.00	5,564.51	6,000.00	3,186.30	3,186.30	3,186.30		5,500.00	5,500.00
31652 - Training & Travel - Risk Mgmt	0.00	274.00	1,800.00	942.86	942.86	942.86		1,800.00	1,800.00
31660 - Training & Travel - Engineering	0.00	2,647.26	1,577.00	1,660.42	1,735.42	1,660.42		0.00	0.00
31661 - Training & Travel - Public Works Admin	0.00	676.62	1,323.00	1,236.00	1,235.28	1,236.00		2,400.00	2,400.00
31700 - Memberships & Dues	27,533.20	28,590.66	49,863.00	45,812.00	35,442.44	42,946.00		41,494.00	41,494.00
31800 - Equipment Rent	42,867.41	16,965.34	34,088.00	10,184.69	6,382.73	8,124.00		23,695.00	23,695.00
31900 - Catering	15,304.15	20,754.54	24,341.00	14,381.38	12,694.65	14,003.35		18,368.00	18,368.00
31910 - Catering-Employee Appreciation	0.00	0.00	242.00	0.01	0.00	0.00		154.00	154.00
32100 - State Fees	30,788.42	39,470.30	56,300.00	51,300.00	43,996.73	51,300.00		56,200.00	56,200.00
32300 - Utilities	430,121.15	409,085.13	442,568.00	395,911.10	341,305.59	395,181.10		416,550.00	416,550.00
32301 - Utilities - La Posada	930.50	975.15	1,200.00	1,206.81	1,287.73	1,206.81		1,200.00	1,200.00
32302 - Utilities - Municipal Building	36,690.68	28,819.56	31,375.00	21,777.00	16,923.07	21,777.00		21,000.00	21,000.00
32303 - Utilities - City Hall Complex	39,940.81	40,583.67	42,789.00	36,284.00	34,357.36	36,284.00		40,000.00	40,000.00

Consolidated General Funds - Expenditures

For Fiscal: 10/2019-09/2020 Period Ending: 09/30/2020

Objec...	2018 Total Activity	2019 Total Activity	2020 Original Budget	2020 Total Budget (Amended)	2020 YTD Activity	Defined Budgets		2021 City Manager Proposed	2021 City Commission Adopted
						2020 Expected Annual			
32304 - Utilities - Cottage Building	1,089.56	1,239.94	1,200.00	816.00	882.00	816.00		1,200.00	1,200.00
32400 - Laundry	31,698.17	34,312.15	39,079.00	37,810.45	34,999.35	37,792.45		38,886.00	38,886.00
32500 - Medical Treatment	18,660.76	14,050.42	20,423.00	16,343.00	13,850.00	15,543.00		14,180.00	14,180.00
32600 - Election	20,925.71	0.00	30,000.00	7,000.00	6,959.19	6,545.79		24,000.00	24,000.00
32800 - Claims Paid Against City	-4,060.72	8,286.62	10,000.00	10,000.00	5,067.50	10,000.00		6,000.00	6,000.00
32809 - Claims - Sanitation Collection	0.00	3,182.78	0.00	0.00	0.00	0.00		0.00	0.00
32810 - Claims - Landfill	3,000.00	0.00	0.00	0.00	0.00	0.00		0.00	0.00
32816 - Claims - Police Patrol	49.90	150.00	0.00	0.00	0.00	0.00		0.00	0.00
32824 - Claims - Street	0.00	169.35	0.00	0.00	0.00	0.00		0.00	0.00
32829 - Claims - Meter Readers	1,474.36	0.00	0.00	0.00	0.00	0.00		0.00	0.00
32831 - Claims - WW North Plant	-3,330.40	0.00	0.00	0.00	0.00	0.00		0.00	0.00
33100 - Subscriptions	13,587.50	12,834.05	25,791.00	24,815.37	22,934.95	24,838.16		20,718.00	20,718.00
33500 - Insurance	0.00	0.00	0.00	2,124.00	2,124.00	2,124.00		2,124.00	2,124.00
33501 - Insurance-Property/Liability	241,093.64	241,980.09	267,003.00	255,000.00	210,212.93	255,000.00		267,003.00	267,003.00
34000 - Jail Contract Expense	140,525.00	140,525.00	150,000.00	140,910.00	140,910.00	140,910.00		145,000.00	145,000.00
34001 - Advertising Services	3,823.82	4,640.58	3,750.00	2,610.34	764.63	950.00		3,150.00	3,150.00
34100 - Collection Exp-Tax Office	16,836.00	16,936.50	17,000.00	17,034.00	17,034.00	17,034.00		17,000.00	17,000.00
34200 - Special Services	30,911.97	56,492.52	64,250.00	34,327.44	22,416.53	25,250.00		47,250.00	47,250.00
34300 - Other Services	1,998.04	5,999.77	4,700.00	5,317.59	5,292.53	4,908.09		2,300.00	2,300.00
34400 - Keep Kingsville Beautiful	9,860.87	9,424.52	10,000.00	10,000.00	1,490.16	5,000.00		10,000.00	10,000.00
34500 - Community Appearance City/KWOP	14,720.00	15,955.00	12,500.00	12,500.00	2,950.00	5,000.00		10,250.00	10,250.00
35500 - Economic Development-Incentive Obligations	61,882.54	0.00	0.00	0.00	0.00	0.00		0.00	0.00
35501 - Incentive Agreement-Neessen	0.00	0.00	46,800.00	42,500.00	0.00	0.00		32,980.00	32,980.00
35502 - Incentive Agreement-Starbucks	0.00	15,000.00	15,000.00	15,000.00	15,000.00	15,000.00		0.00	0.00
35503 - Incentive Agreement-Marshalls	0.00	0.00	0.00	0.00	0.00	0.00		20,000.00	20,000.00
37500 - Miscellaneous Bank Expenses	555.56	0.00	100.00	100.00	0.00	100.00		100.00	100.00
41100 - Vehicle Maintenance	702,016.89	574,738.57	511,731.00	541,016.17	487,461.43	498,714.34		519,029.00	519,029.00
41400 - Equipment Maintenance	47,664.68	52,614.43	63,660.00	59,830.77	53,658.92	49,791.94		54,450.00	54,450.00
41600 - Maint - Rollouts & Dumpsters	580.00	4,477.95	5,540.00	2,540.00	71.43	1,000.00		5,000.00	5,000.00
51100 - Building Maintenance	83,499.65	116,089.68	102,574.00	137,203.93	171,745.91	201,233.45		93,250.00	93,250.00
51102 - Building Maintenance - Municipal Building	15,654.78	11,217.46	44,681.00	44,681.00	39,228.17	44,681.00		38,853.00	38,853.00
51103 - Building Maintenance - City Hall Complex	15,661.75	10,105.95	15,000.00	15,000.00	13,021.54	15,000.00		15,000.00	15,000.00
52100 - Street & Bridge	529,157.62	1,053,831.11	841,471.00	848,859.22	573,672.73	609,388.22		1,285,676.00	1,285,676.00
52105 - Street & Bridge - Alley	11,531.41	41,541.57	50,000.00	50,000.00	10,732.79	50,000.00		50,000.00	50,000.00
52200 - Signs & Signals	22,962.67	46,124.09	40,000.00	16,918.59	12,144.53	15,115.77		30,000.00	30,000.00
53100 - Drainage	1,480.02	15,104.89	25,000.00	6,084.25	1,305.62	16,084.25		15,000.00	15,000.00
59100 - Grounds & Perm Fixtures	74,214.73	48,895.33	171,836.00	249,578.83	187,135.46	320,098.93		56,500.00	56,500.00
59110 - Brookshire Park-1	0.00	236.49	1,000.00	1,000.00	974.30	1,000.00		900.00	900.00
59111 - Brookshire Park-Pool	1,175.00	3,807.46	2,000.00	1,985.52	1,985.52	1,985.52		1,800.00	1,800.00
59112 - Corral Park	113.92	0.00	1,000.00	250.00	0.00	250.00		900.00	900.00
59113 - Dick Kleberg Park	7,878.40	3,943.28	7,000.00	4,944.00	4,336.68	4,944.00		22,374.00	22,374.00

Consolidated General Funds - Expenditures

For Fiscal: 10/2019-09/2020 Period Ending: 09/30/2020

Objec...	2018 Total Activity	2019 Total Activity	2020 Original Budget	2020 Total Budget (Amended)	2020 YTD Activity	Defined Budgets		2021 City Manager Proposed	2021 City Commission Adopted
						2020 Expected Annual			
59114 - Flato Park	0.00	978.78	1,000.00	250.00	0.00	250.00	900.00	900.00	
59115 - Flores Park	1,720.09	0.00	1,000.00	700.00	618.80	700.00	900.00	900.00	
59116 - Thompson Park	310.16	3,580.80	1,000.00	250.00	0.00	250.00	900.00	900.00	
59117 - Parks-Dog Park	0.00	12,250.00	0.00	0.00	0.00	0.00	500.00	500.00	
64100 - Operating Lease	95,093.37	99,999.68	110,497.00	115,070.06	106,000.11	114,784.05	87,803.00	87,803.00	
64200 - Capital Lease-Principle	238,341.14	421,212.13	469,586.00	399,679.53	358,716.89	398,943.03	582,539.89	582,539.89	
64201 - Capital Lease-Interest	26,459.02	40,836.32	48,499.00	48,638.55	37,664.64	48,580.76	49,136.00	49,136.00	
64203 - Capital Lease Issuance Cost	12,350.00	0.00	0.00	0.00	0.00	0.00	0.00	0.00	
71100 - Vehicle	0.00	211,865.00	593,605.00	574,977.46	318,006.14	315,881.02	317,515.00	317,515.00	
71200 - Machinery/Equipment	941,344.52	21,855.00	341,384.00	356,314.44	350,458.00	356,314.44	1,002,304.00	1,002,304.00	
71228 - Parks-Field Improvements	0.00	0.00	0.00	0.00	0.00	0.00	25,000.00	25,000.00	
71300 - Building	117,483.45	6,568.80	265,357.00	278,357.00	71,690.79	73,000.00	68,000.00	68,000.00	
71309 - Parks-Dog Park	0.00	0.00	35,500.00	58,750.00	52,954.78	58,750.00	0.00	0.00	
72600 - Computers	2,598.79	96,777.63	0.00	0.00	0.00	0.00	0.00	0.00	
80001 - Transfer Out to Fund 001	65,244.00	121,924.00	118,309.00	128,372.30	98,795.05	128,372.30	236,137.78	236,137.78	
80002 - Transfer To Fund 002	25,000.00	25,000.00	25,000.00	25,000.00	18,750.00	25,000.00	0.00	0.00	
80011 - Transfer Out to Fund 011	0.00	47,135.00	49,765.00	49,765.00	37,323.75	49,765.00	48,029.00	48,029.00	
80019 - Transfer Out to Fund 019	18,000.00	0.00	0.00	0.00	0.00	0.00	0.00	0.00	
80026 - Transfer Out to Fund 026	6,596.64	5,471.00	16,441.00	16,441.00	12,330.75	55,261.00	9,839.00	9,839.00	
80029 - Transfer Out to Fund 029	60.00	0.00	0.00	0.00	0.00	0.00	0.00	0.00	
80033 - Transfer Out to Fund 033	13,700.00	0.00	0.00	0.00	0.00	0.00	0.00	0.00	
80050 - Transfer to Fund 050	0.00	0.00	0.00	0.00	0.00	0.00	13,325.00	13,325.00	
80051 - Transfer Out to Fund 051	35,000.00	21,459.00	23,352.00	23,352.00	17,514.00	23,352.00	314,533.00	314,533.00	
80054 - Transfer Out to Fund 054	260,000.00	0.00	0.00	0.00	0.00	0.00	0.00	0.00	
80069 - Transfer to Fund 069	0.00	0.00	50,000.00	50,000.00	37,500.00	50,000.00	0.00	0.00	
80084 - Transfer To Fund 084	0.00	35,904.00	0.00	0.00	0.00	0.00	0.00	0.00	
80090 - Transfer To Fund 090	97,609.23	97,183.00	96,827.00	96,827.00	72,620.25	96,827.00	96,472.00	96,472.00	
80091 - Transfer Out to Fund 091	0.00	0.00	0.00	9,000.00	4,500.00	9,000.00	0.00	0.00	
80093 - Transfer To Fund 093	0.00	45,000.00	25,000.00	25,000.00	18,750.00	25,000.00	25,000.00	25,000.00	
80095 - Transfer to Fund 095	0.00	0.00	0.00	5,000.00	2,500.00	5,000.00	0.00	0.00	
80097 - Transfer Out to Fund 097	40,000.00	25,000.00	0.00	0.00	0.00	0.00	0.00	0.00	
80098 - Transfer Out to Fund 098	25,000.00	25,600.00	46,800.00	46,800.00	35,100.00	46,800.00	152,890.00	152,890.00	
80100 - Transfer to Fund 100	0.00	0.00	49,148.00	49,148.00	0.00	0.00	20,694.00	20,694.00	
80101 - Transfer to Fund 101	0.00	0.00	0.00	36,000.00	18,000.00	18,000.00	0.00	0.00	
80102 - Transfer to Fund 102	0.00	20,000.00	0.00	0.00	0.00	0.00	0.00	0.00	
80105 - Transfer to Fund 105	0.00	0.00	0.00	0.00	0.00	0.00	10,000.00	10,000.00	
80106 - Transfer to Fund 106	0.00	0.00	0.00	0.00	0.00	0.00	10,000.00	10,000.00	
80138 - Transfer to Fund 138	0.00	0.00	146,352.00	146,352.00	109,764.00	146,352.00	53,933.00	53,933.00	
80203 - Transfer to Fund 203	0.00	150,000.00	0.00	0.00	0.00	0.00	0.00	0.00	
85000 - Department Year End Reductions	0.00	0.00	0.00	636,606.22	0.00	0.00	0.00	0.00	
93003 - JK Roof and Walls	4,170.00	0.00	0.00	0.00	0.00	0.00	0.00	0.00	

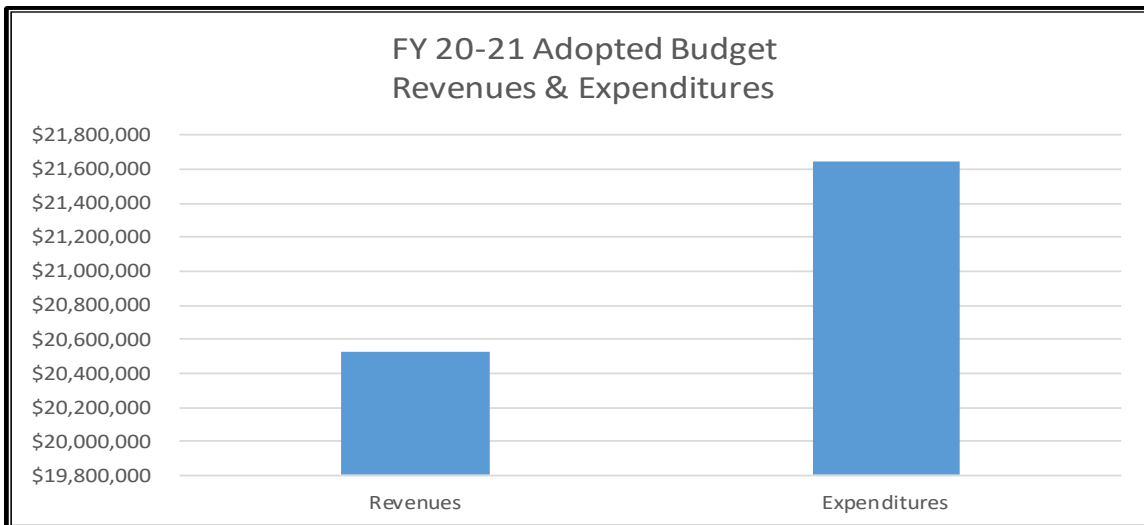
Consolidated General Funds - Expenditures

For Fiscal: 10/2019-09/2020 Period Ending: 09/30/2020

Objec...	2018 Total Activity	2019 Total Activity	2020 Original Budget	2020 Total Budget (Amended)	2020 YTD Activity	Defined Budgets		2021 City Manager Proposed	2021 City Commission Adopted
						2020 Expected Annual			
93004 - JK Cattle Staging	0.00	3,893.38	0.00	0.00	0.00	0.00		0.00	0.00
93010 - Parks-Grounds & Perm Fixtures	17,164.07	0.00	0.00	0.00	0.00	0.00		0.00	0.00
95000 - Bad Debt	8,121.95	19,437.84	15,000.00	15,000.00	0.00	15,000.00		15,000.00	15,000.00
Report Total:	21,175,342.77	21,606,087.83	23,588,583.00	23,789,760.15	19,585,862.00	22,279,473.21		25,155,672.07	25,155,672.07

FUND 001 – GENERAL FUND

SUMMARY



	FY 20-21 Adopted Budget
Revenues	\$ 20,521,908
Expenditures	21,647,913
Net Revenues over (under) Expenditures	<u>\$ (1,126,005)</u>

Fund Balance

Beginning Fund Balance - (Unaudited)		\$ 6,837,776
Budgeted Revenues	\$ 18,858,373	
Budgeted Transfers In	1,663,535	
Total Budgeted Revenues		20,521,908
Budgeted Expenditures	\$ 21,038,085	
Budgeted Transfers Out	609,828	
Total Budgeted Expenditures		21,647,913
Estimated Ending Fund Balance 09/30/21		<u>\$ 5,711,771</u>

Minimum Requirements (25% of Operating Expenditures + Transfers Out)

Total Expenditures (subject to calculation)		\$ 21,647,913
Less: Initial Year Capital Lease Recordation		(351,515)
Net Expenditures subject to minimum requirements		<u>\$ 21,296,398</u>

Minimum Requirements (25% of Expenditures)		\$ 5,324,100
Estimated Ending Fund Balance 09/30/21		5,711,771
Above (Below) Minimum Requirements		<u>\$ 387,671</u>



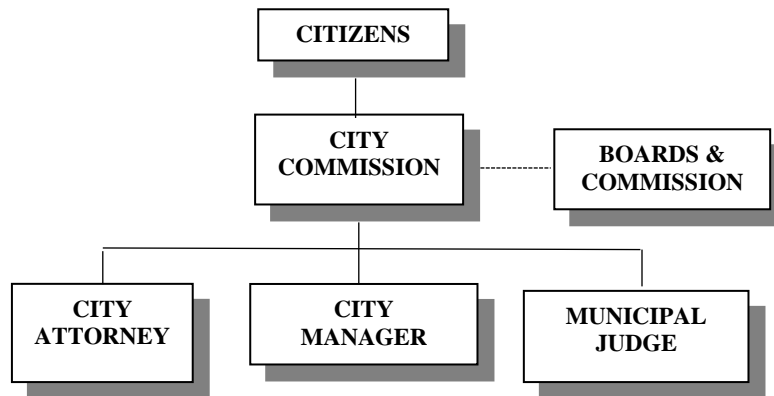
City of Kingsville, TX

General Funds Group Summary

For Fiscal: 10/2019-09/2020 Period Ending: 09/30/2020

Divisio...	2018 Total Activity	2019 Total Activity	2020 Original Budget	2020 Total Budget (Amended)	2020 YTD Activity	Defined Budgets		2021 City Manager Proposed	2021 City Commission Adopted
						2020 Expected Annual			
Fund: 001 - GENERAL FUND									
Department : 000 - Non-Departmental									
AcctType: 4 - Revenue									
Division: 0000 - Non-Departmental									
500 - General Services Fees	56,288.85	33,937.26	32,970.00	32,970.00	78,449.32	78,449.32	29,570.70	29,570.70	
700 - Grants	3,000.00	0.00	0.00	0.00	115.95	115.95	0.00	0.00	
750 - Transfers	1,694,836.80	1,549,632.54	1,546,444.94	1,717,203.69	1,371,832.80	1,756,024.30	1,663,534.54	1,663,534.54	
800 - Utility Services	125.00	50.00	0.00	0.00	50.00	50.00	50.00	50.00	
900 - Interest & Other	205,227.50	318,094.08	224,858.96	224,858.96	180,057.30	208,006.23	235,700.00	235,700.00	
Division: 0000 - Non-Departmental Total:	1,959,478.15	1,901,713.88	1,804,273.90	1,975,032.65	1,630,505.37	2,042,645.80	1,928,855.24	1,928,855.24	
AcctType: 4 - Revenue Total:	1,959,478.15	1,901,713.88	1,804,273.90	1,975,032.65	1,630,505.37	2,042,645.80	1,928,855.24	1,928,855.24	
Department : 000 - Non-Departmental Total:	1,959,478.15	1,901,713.88	1,804,273.90	1,975,032.65	1,630,505.37	2,042,645.80	1,928,855.24	1,928,855.24	

CITY COMMISSION



DESCRIPTION

The City Commission is comprised of a Mayor and four Commissioners who are elected to two-year terms. The core responsibilities of the Commission include determining policies, adopting project budgets and enacting vital legislation for our government to function both properly and fairly. The City Commission is responsible for appointing a City Manager, City Attorney and Municipal Court Judge.

FY 20-21 BUDGET HIGHLIGHTS

Division	Change	Personnel	Operations	Capital Outlay	Total Changes
FY 19-20 Original Budget	\$138,987	\$64,372	\$74,615	\$0	\$138,987
FY 20-21 Adopted Budget	\$171,918	\$77,903	\$94,015	\$0	\$171,918
1000 - City Commission	\$32,931	\$13,531	\$19,400	\$0	\$32,931

Change Information

Personnel

Additional health care premiums

Operations

Supplies Category decreased - \$500

Services Category increased - \$19,900

Approved One Time Supplemental - Records restoration project-year 4 & 5 - \$44,000

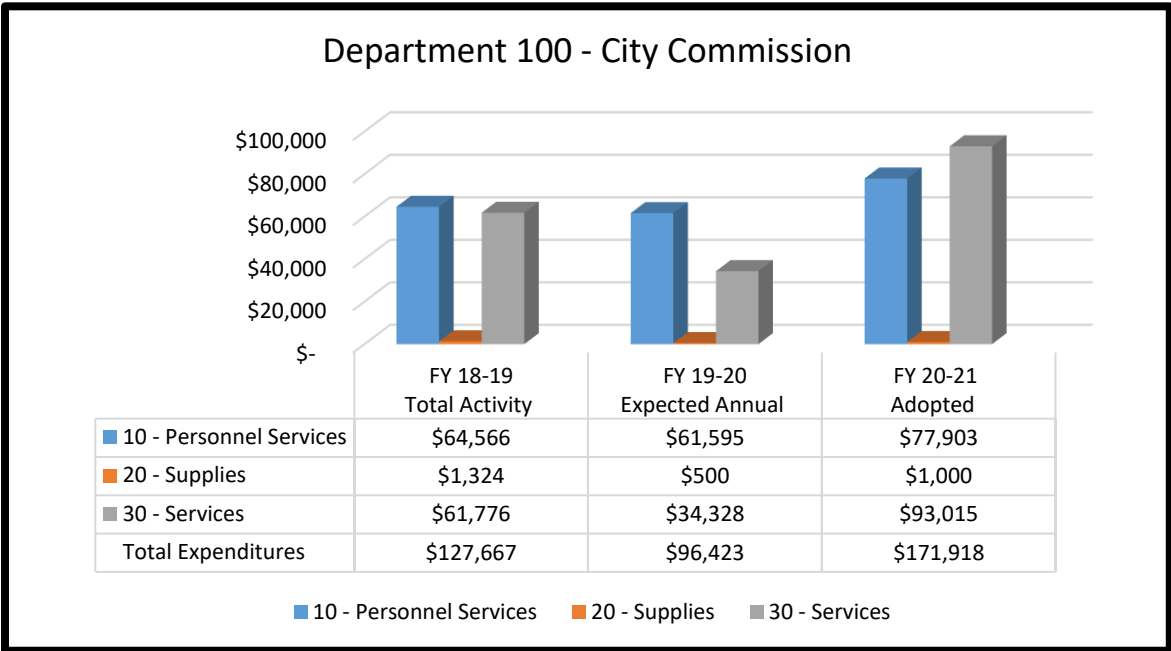
Approved One Time Supplemental - Cell phones required for Commission - \$2,800

FY 20-21 POSITION SUMMARY

Division	AUTHORIZED POSITIONS				
	FY 16-17	FY 17-18	FY 18-19	FY 19-20	FY 20-21
1000-City Commission	5	5	5	5	5
Full-Time	5	5	5	5	5
Part-Time	0	0	0	0	0
Total Positions	5	5	5	5	5

FY 20-21 Significant Changes: No Changes

FY 20-21 EXPENDITURES COMPARATIVE

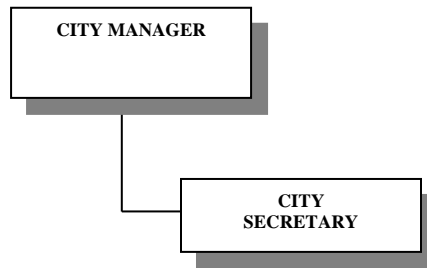


General Funds

For Fiscal: 10/2019-09/2020 Period Ending: 09/30/2020

Divisio...	2018 Total Activity	2019 Total Activity	2020 Original Budget	2020 Total Budget (Amended)	2020 YTD Activity	Defined Budgets		2021 City Manager Proposed	2021 City Commission Adopted
						2020 Expected Annual			
Department : 100 - City Commission									
AcctType: 5 - Expense									
Division: 1000 - City Commission									
10 - Personnel Services	70,144.00	64,566.37	64,372.00	60,295.27	54,559.13	61,595.27	77,903.00	77,903.00	77,903.00
20 - Supplies	2,848.42	1,324.37	1,500.00	3,250.00	117.52	500.00	1,000.00	1,000.00	1,000.00
30 - Services	63,201.55	61,775.76	73,115.00	55,969.11	33,986.82	34,328.14	93,015.00	93,015.00	93,015.00
85 - Department Reductions	0.00	0.00	0.00	19,472.62	0.00	0.00	0.00	0.00	0.00
Division: 1000 - City Commission Total:	136,193.97	127,666.50	138,987.00	138,987.00	88,663.47	96,423.41	171,918.00	171,918.00	171,918.00
AcctType: 5 - Expense Total:	136,193.97	127,666.50	138,987.00	138,987.00	88,663.47	96,423.41	171,918.00	171,918.00	171,918.00
Department : 100 - City Commission Total:	136,193.97	127,666.50	138,987.00	138,987.00	88,663.47	96,423.41	171,918.00	171,918.00	171,918.00

CITY MANAGER



DESCRIPTION




The City Manager Department is comprised of a City Manager and a City Secretary. The City Manager is the City’s Chief Executive Officer who oversees the city’s budget and ensures that all funds and resources are allocated fully and responsibly. The City Manager will also create goals and objectives annually in order to establish an effective and productive operation. The City Secretary works in direct support of the City Manager while also serving as the Chief Election Official for the City of Kingsville. The City Secretary is responsible for the administration of all city elections and the care and maintenance of all City of Kingsville records.

DEPARTMENT ACCOMPLISHMENTS

For Fiscal Year 19-20

1. Year four of five completion of restoration & preservation of City records.
2. Progress on Downtown TIRZ

GOALS & OBJECTIVES

Department Goals	City Commission Vision
Goal: To provide the City Commission and the citizens of the City of Kingsville with a balanced budget for Fiscal Year 20-21.	 Superior City Services
Goal: To continue improving the delivery of effective and efficient services by building upon our success to become even more responsive, innovative and proactive in meeting the needs of our entire community.	 Superior City Services
Goal: Continue to provide information and assistance to local residents on voter registration, candidate filings, election notices, and polling locations for the upcoming November 2020 Presidential and General Election of the City of Kingsville.	 Superior City Services

FY 20-21 BUDGET HIGHLIGHTS

Division	Change	Personnel	Operations	Capital Outlay	Total Changes
FY 19-20 Original Budget	\$320,452	\$281,278	\$39,174	\$0	\$320,452
FY 20-21 Adopted Budget	\$287,899	\$262,022	\$25,877	\$0	\$287,899
1010 - City Manager	(\$32,553)	(\$19,256)	(\$13,297)	\$0	(\$32,553)

Change Information:

Personnel

- COLA - 2.5%
- Longevity - additional \$12 per year
- Additional health care premiums
- New stipend for the PIO duties

Operations

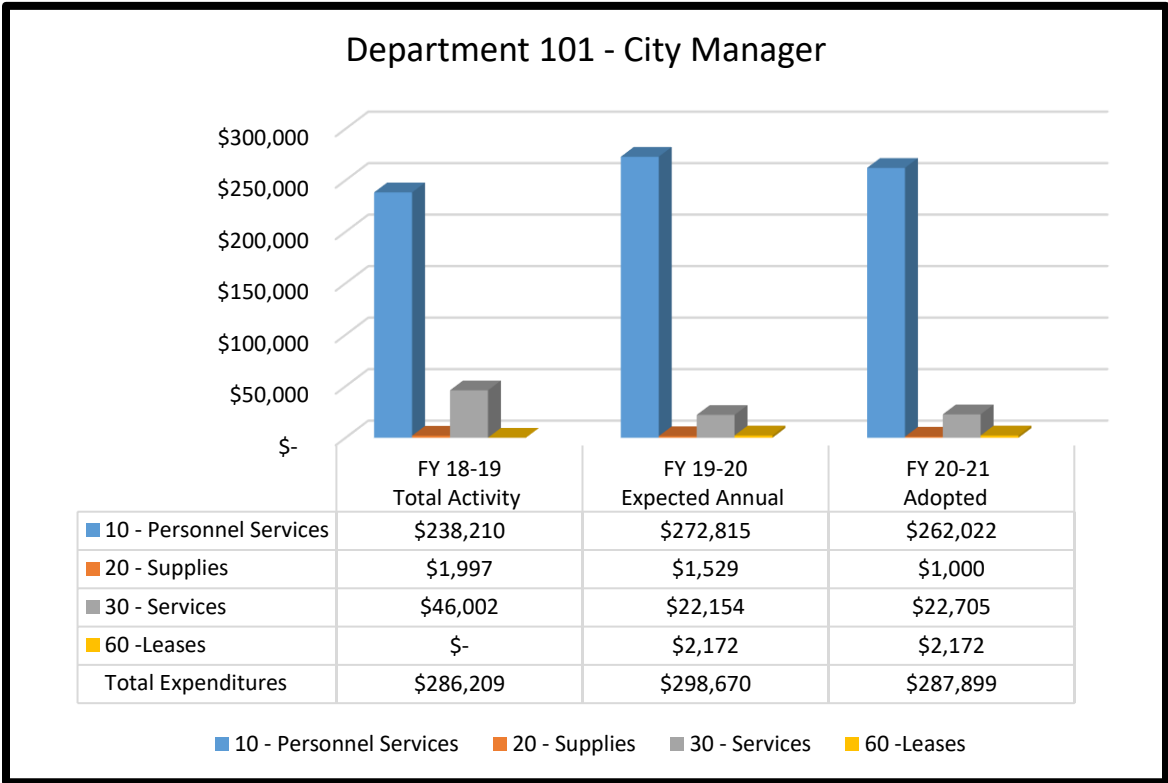
- Supplies Category decreased - \$1,500
- Services Category decreased - \$11,797

FY 20-21 POSITION SUMMARY

Division	AUTHORIZED POSITIONS				
	FY 16-17	FY 17-18	FY 18-19	FY 19-20	FY 20-21
1010-City Manager	2	2	2	2	2
Full-Time	2	2	2	2	2
Part-Time	0	0	0	0	0
Total Positions	2	2	2	2	2

FY 20-21 Significant Changes: No Changes

FY 20-21 EXPENDITURES COMPARATIVE



General Funds

For Fiscal: 10/2019-09/2020 Period Ending: 09/30/2020

Divisio...	2018 Total Activity	2019 Total Activity	2020 Original Budget	2020 Total Budget (Amended)	2020 YTD Activity	Defined Budgets		2021 City Manager Proposed	2021 City Commission Adopted
						2020 Expected Annual			
Department : 101 - City Manager									
AcctType: 5 - Expense									
Division: 1010 - City Manager									
10 - Personnel Services	251,023.80	238,209.89	281,278.00	272,815.21	210,563.07	272,815.21	262,022.00	262,022.00	
20 - Supplies	1,756.90	1,996.68	2,500.00	1,453.71	302.53	1,453.71	1,000.00	1,000.00	
30 - Services	23,706.15	46,002.27	34,502.00	22,325.42	18,220.10	22,229.13	22,705.00	22,705.00	
60 - Leases	0.00	0.00	2,172.00	2,172.00	1,923.96	2,172.00	2,172.00	2,172.00	
85 - Department Reductions	0.00	0.00	0.00	13,222.87	0.00	0.00	0.00	0.00	
Division: 1010 - City Manager Total:	276,486.85	286,208.84	320,452.00	311,989.21	231,009.66	298,670.05	287,899.00	287,899.00	
AcctType: 5 - Expense Total:	276,486.85	286,208.84	320,452.00	311,989.21	231,009.66	298,670.05	287,899.00	287,899.00	
Department : 101 - City Manager Total:	276,486.85	286,208.84	320,452.00	311,989.21	231,009.66	298,670.05	287,899.00	287,899.00	

General Funds

For Fiscal: 10/2019-09/2020 Period Ending: 09/30/2020

Divisio...	2018 Total Activity	2019 Total Activity	2020 Original Budget	2020 Total Budget (Amended)	2020 YTD Activity	Defined Budgets		2021 City Manager Proposed	2021 City Commission Adopted
						2020 Expected Annual			
Department : 102 - Facilities Maintenance-GF									
AcctType: 5 - Expense									
Division: 1020 - Facilities Maintenance									
10 - Personnel Services	55,279.60	0.00	0.00	0.00	0.00	0.00		0.00	0.00
20 - Supplies	20,800.50	0.00	0.00	0.00	0.00	0.00		0.00	0.00
30 - Services	153,791.52	0.00	0.00	0.00	0.00	0.00		0.00	0.00
40 - Repairs	545.65	0.00	0.00	0.00	0.00	0.00		0.00	0.00
50 - Maintenance	104,094.40	0.00	0.00	0.00	0.00	0.00		0.00	0.00
70 - Capital Outlay	49,161.36	0.00	0.00	0.00	0.00	0.00		0.00	0.00
Division: 1020 - Facilities Maintenance Total:	383,673.03	0.00	0.00	0.00	0.00	0.00		0.00	0.00
AcctType: 5 - Expense Total:	383,673.03	0.00	0.00	0.00	0.00	0.00		0.00	0.00
Department : 102 - Facilities Maintenance-GF Total:	383,673.03	0.00	0.00	0.00	0.00	0.00		0.00	0.00

CITY SPECIAL – GENERAL FUND

DESCRIPTION

This division is used to account for those expenditures that are not tied to specific departments. Expenditures appropriated here serve the organization city wide.

FY 20-21 BUDGET HIGHLIGHTS

Division	Change	Personnel	Operations	Capital Outlay	Total Changes
FY 19-20 Original Budget	\$688,352	\$29,000	\$659,352	\$0	\$688,352
FY 20-21 Adopted Budget	\$613,511	\$20,500	\$593,011	\$0	\$613,511
1030 - City Special	(\$74,841)	(\$8,500)	(\$66,341)	\$0	(\$74,841)

Change Description

Personnel

Retiree health costs decreased

Operations

Supplies Category increased - \$400

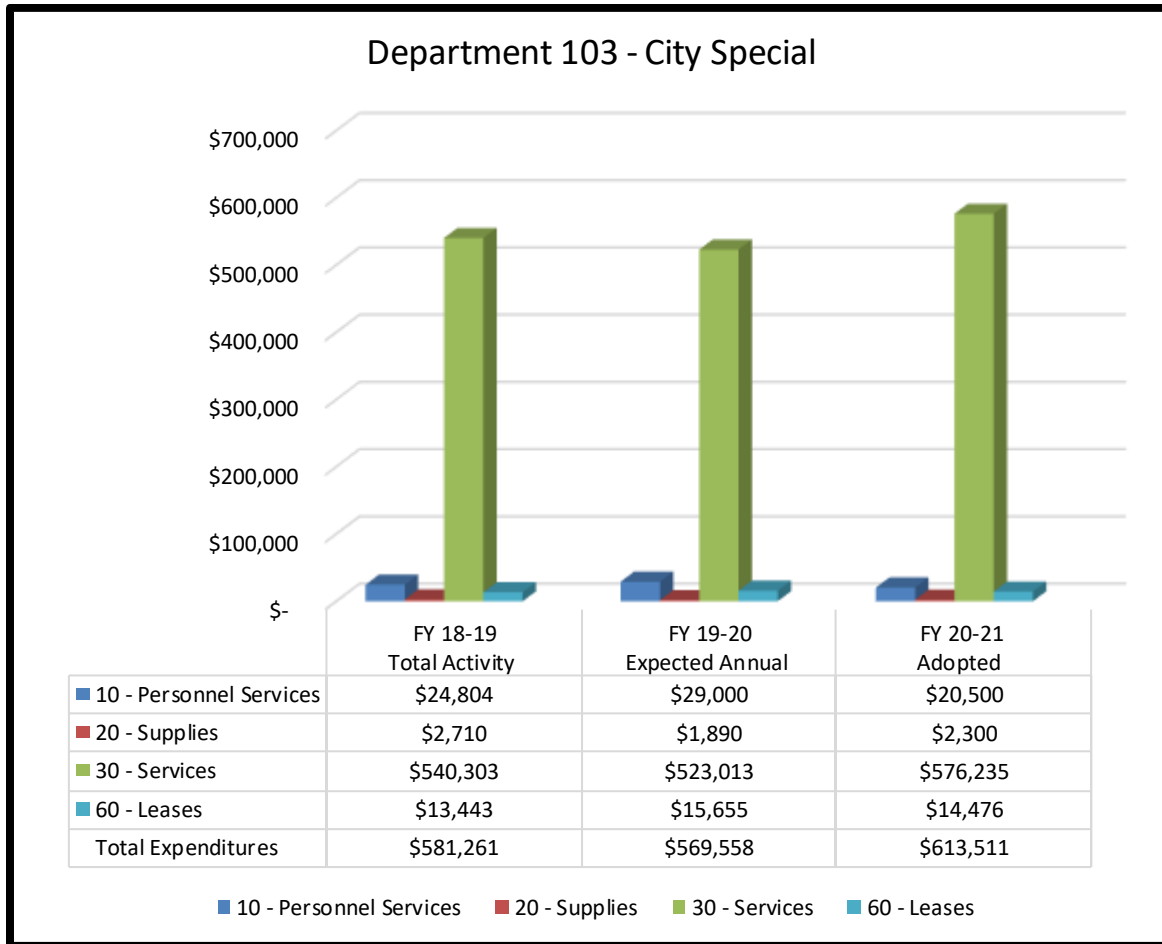
Services Category decreased - \$65,562

Approved One-time supplemental - November general election \$24,000

Removed Prior Year One-Time supplemental - May election - \$30,000

Leases Category decreased - \$1,179

FY 20-21 EXPENDITURES COMPARATIVE



General Funds

For Fiscal: 10/2019-09/2020 Period Ending: 09/30/2020

Divisio...	2018 Total Activity	2019 Total Activity	2020 Original Budget	2020 Total Budget (Amended)	2020 YTD Activity	Defined Budgets		2021 City Manager Proposed	2021 City Commission Adopted
						2020 Expected Annual			
Department : 103 - City Special									
AcctType: 4 - Revenue									
Division: 1030 - City Special									
700 - Grants	0.00	1,000.00	0.00	0.00	0.00	0.00	0.00	0.00	0.00
Division: 1030 - City Special Total:	0.00	1,000.00	0.00	0.00	0.00	0.00	0.00	0.00	0.00
AcctType: 4 - Revenue Total:	0.00	1,000.00	0.00	0.00	0.00	0.00	0.00	0.00	0.00

General Funds

For Fiscal: 10/2019-09/2020 Period Ending: 09/30/2020

Divisio...	2018 Total Activity	2019 Total Activity	2020 Original Budget	2020 Total Budget (Amended)	2020 YTD Activity	Defined Budgets		2021 City Manager Proposed	2021 City Commission Adopted
						2020 Expected Annual			
AcctType: 5 - Expense									
Division: 1030 - City Special									
10 - Personnel Services	23,968.76	24,804.34	29,000.00	29,000.00	16,474.24	29,000.00		20,500.40	20,500.40
20 - Supplies	3,878.68	2,710.20	1,900.00	3,775.05	2,462.38	1,890.56		2,300.00	2,300.00
30 - Services	531,655.65	540,303.29	641,797.00	561,052.90	467,623.73	523,012.56		576,235.00	576,235.00
60 - Leases	12,366.05	13,443.46	15,655.00	15,655.00	14,836.09	15,655.00		14,476.00	14,476.00
85 - Department Reductions	0.00	0.00	0.00	78,869.05	0.00	0.00		0.00	0.00
Division: 1030 - City Special Total:	571,869.14	581,261.29	688,352.00	688,352.00	501,396.44	569,558.12		613,511.40	613,511.40
AcctType: 5 - Expense Total:	571,869.14	581,261.29	688,352.00	688,352.00	501,396.44	569,558.12		613,511.40	613,511.40
Department : 103 - City Special Surplus (Deficit):	-571,869.14	-580,261.29	-688,352.00	-688,352.00	-501,396.44	-569,558.12		-613,511.40	-613,511.40

HUMAN RESOURCES



DESCRIPTION





The Human Resources Department provides support to all departments to assist them in meeting their staffing and employee development objectives through recruitment and training. Department responsibilities include, posting and tracking applications and assisting departments by providing information for interviews. The Human Resources department is also responsible for conducting and/or assisting in conducting background investigations, reviewing and making recommendations for compensation plans and benefits to keep qualified staff. The Human Resources Department provides safety training at onboarding and continually throughout the year and the managing of accidental losses through various insurance programs as well as offering training and development opportunities to departments for staff development.

DEPARTMENT ACCOMPLISHMENTS

For Fiscal Year 19-20

1. Administrative Policies and Procedures Updates
2. Health Plan study to add multiple plan options for employees.
3. Streamlined onboarding process.
4. COVID-19 leave implementation.
5. FEMA documentation process initiated.
6. Implementation of Telework processes.

GOALS & OBJECTIVES

Goals & Objectives	City Commission Vision
Goal: Maintain compliance by staying current of state and federal regulations and ascertain employee required postings are displayed properly. Objective: Provide Employees with easy access to required postings	 Superior City Services
Goal: Maintain City staffing at stable levels. Objective: Reduce annual turnover rate.	 Superior City Services
Goal: Assist Employee Development & Training. Objective: Offer various training opportunities (classroom, online).	 Superior City Services
Goal: Improve Employee Work/Life Balance, Wellness and Appreciation. Objective: Create employee appreciation events and initiatives to promote Employee Work/Life Balance, and Wellness.	 Superior City Services

PERFORMANCE MEASURES

Item	2019	2020 YTD (03/30/20)	2021 Estimate
Positions – Posted Vacancies	68	41	60
Positions – Applications Received	876	448	900
Employees – Onboarded (FT, PT, Seasonal)	93	33	80
Employees – Separated (FT, PT, Seasonal)	70	31	80
Worker’s Comp. Claims	34	6	15
General Claims	2	1	2
Auto Claims	2	2	2
Auto Physical Damage Claims	0	1	2
Number of Training Sessions	45	25	60
Number of Attendees (Non-Civil Service)	1440	800	1920

FY 20-21 BUDGET HIGHLIGHTS

Division	Change	Personnel	Operations	Capital Outlay	Total Changes
FY 19-20 Original Budget	\$386,281	\$311,350	\$74,931	\$0	\$386,281
FY 20-21 Adopted Budget	\$398,848	\$343,106	\$55,742	\$0	\$398,848
1100 - Human Resources	\$12,567	\$31,756	(\$19,189)	\$0	\$12,567

Change Information:

Personnel

COLA - 2.5%

Longevity - additional \$12 per year

Additional health care premiums

Operations

Supplies Category decreased - \$1,725

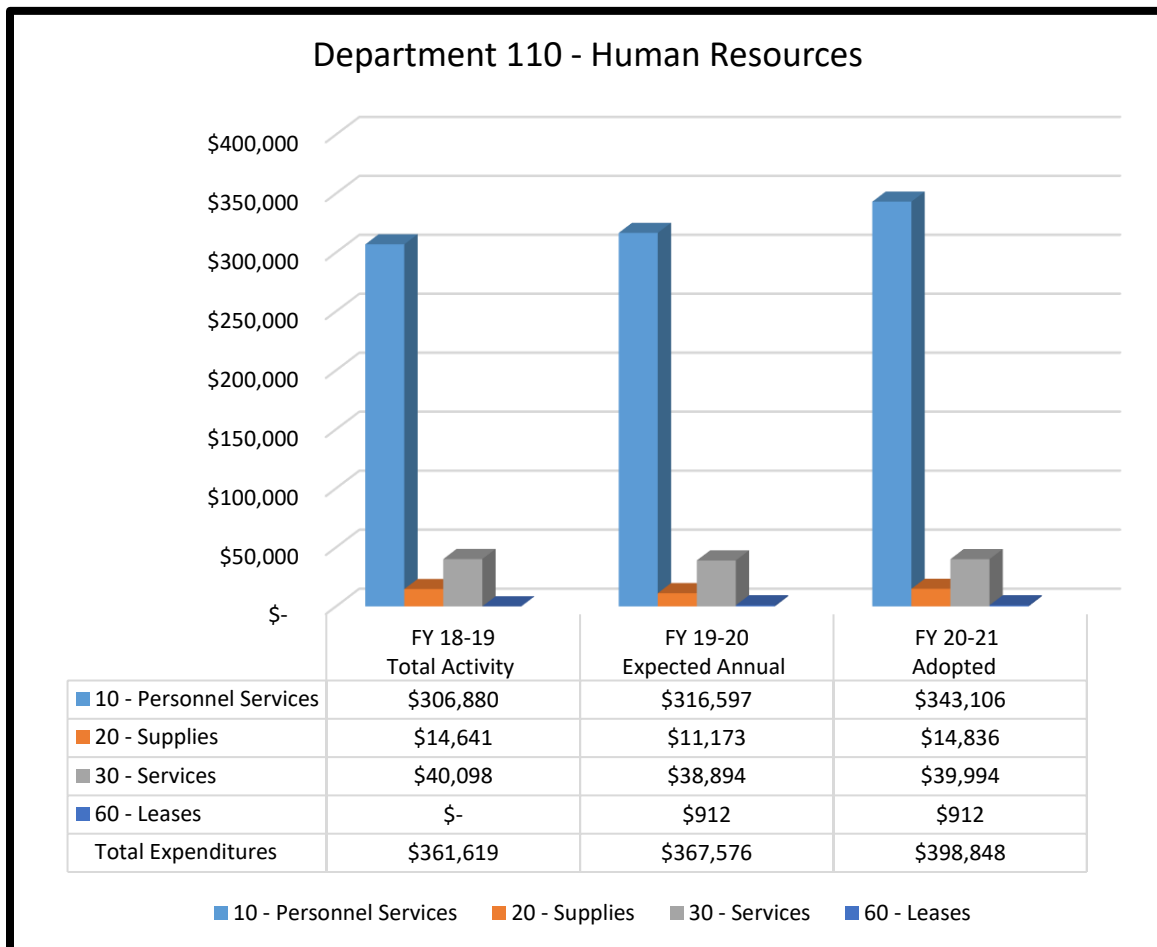
Services Category decreased - \$17,464

FY 20-21 POSITION SUMMARY

Division	AUTHORIZED POSITIONS				
	FY 16-17	FY 17-18	FY 18-19	FY 19-20	FY 20-21
1100-Personnel	4	4	4	4	4
Full-Time	4	4	4	4	4
Part-Time	0	0	0	0	0
Total Positions	4	4	4	4	4

FY 20-21 Significant Changes: No Changes

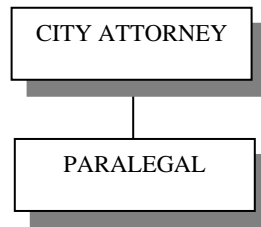
FY 20-21 EXPENDITURES COMPARATIVE



General Funds

For Fiscal: 10/2019-09/2020 Period Ending: 09/30/2020

Divisio...	2018 Total Activity	2019 Total Activity	2020 Original Budget	2020 Total Budget (Amended)	2020 YTD Activity	Defined Budgets		2021 City Manager Proposed	2021 City Commission Adopted
						2020 Expected Annual			
Department : 110 - Human Resources									
AcctType: 5 - Expense									
Division: 1100 - Human Resources									
10 - Personnel Services	297,295.15	306,879.71	311,350.00	316,597.16	295,208.19	316,597.16	343,106.00	343,106.00	
20 - Supplies	14,060.40	14,640.59	16,561.00	12,437.99	11,245.14	12,236.01	14,836.00	14,836.00	
30 - Services	42,181.82	40,098.42	57,458.00	38,830.79	35,962.37	37,830.57	39,994.00	39,994.00	
60 - Leases	0.00	0.00	912.00	912.00	902.74	912.00	912.00	912.00	
85 - Department Reductions	0.00	0.00	0.00	21,178.70	0.00	0.00	0.00	0.00	
Division: 1100 - Human Resources Total:	353,537.37	361,618.72	386,281.00	389,956.64	343,318.44	367,575.74	398,848.00	398,848.00	
AcctType: 5 - Expense Total:	353,537.37	361,618.72	386,281.00	389,956.64	343,318.44	367,575.74	398,848.00	398,848.00	
Department : 110 - Human Resources Total:	353,537.37	361,618.72	386,281.00	389,956.64	343,318.44	367,575.74	398,848.00	398,848.00	



DESCRIPTION





The Legal Department provides legal counsel and representation for all city departments and officials. Our City Commission appoints a City Attorney to act as the chief legal officer and lead counsel for the city. The City Attorney works diligently to review and prepare all legal documents pertaining to the city and is key in other aspects of litigation, such as prosecuting persons in municipal court or representing the city and its officials in any lawsuits. The department also works on contracts, interlocal agreements, agendas, ordinances, resolutions, and policies, as well as ensuring compliance with open government regulations.

DEPARTMENT ACCOMPLISHMENTS

For Fiscal Year 19-20

1. Prepared 30 City Commission meeting agendas and attended those meetings.
2. Prepared 108 City Commission Resolutions.
3. Prepared 67 City Commission Ordinances.

GOALS

Department Goals	City Commission Vision
Goal: Provide legal support for the City of King'sville, its employees, and elected officials on city-related matters.	 Superior City Services
Goal: Produce public information in a timely manner and compliance with open meetings.	 Superior City Services
Goal: Resolve pending litigation while keeping the City of King'sville operations running smoothly with as little work day interruption as possible.	 Superior City Services
Goal: Work to ensure that justice is done in all cases processed through Municipal Court.	 Superior City Services

PERFORMANCE MEASURES

Item	2019	2020 Estimate	2021 Estimate
Open Records Request	1,424	1,255	1,325

FY 20-21 BUDGET HIGHLIGHTS

Division	Change	Personnel	Operations	Capital Outlay	Total Changes
FY 19-20 Original Budget	\$252,357	\$204,314	\$48,043	\$0	\$252,357
FY 20-21 Adopted Budget	\$249,705	\$211,117	\$38,588	\$0	\$249,705
1400 - Legal	(\$2,652)	\$6,803	(\$9,455)	\$0	(\$2,652)

Change Information:**Personnel**

COLA - 2.5%

Longevity - additional \$12 per year

Additional health care premiums

Additional compensation for City Attorney

Operations

Supplies Category decreased - \$200

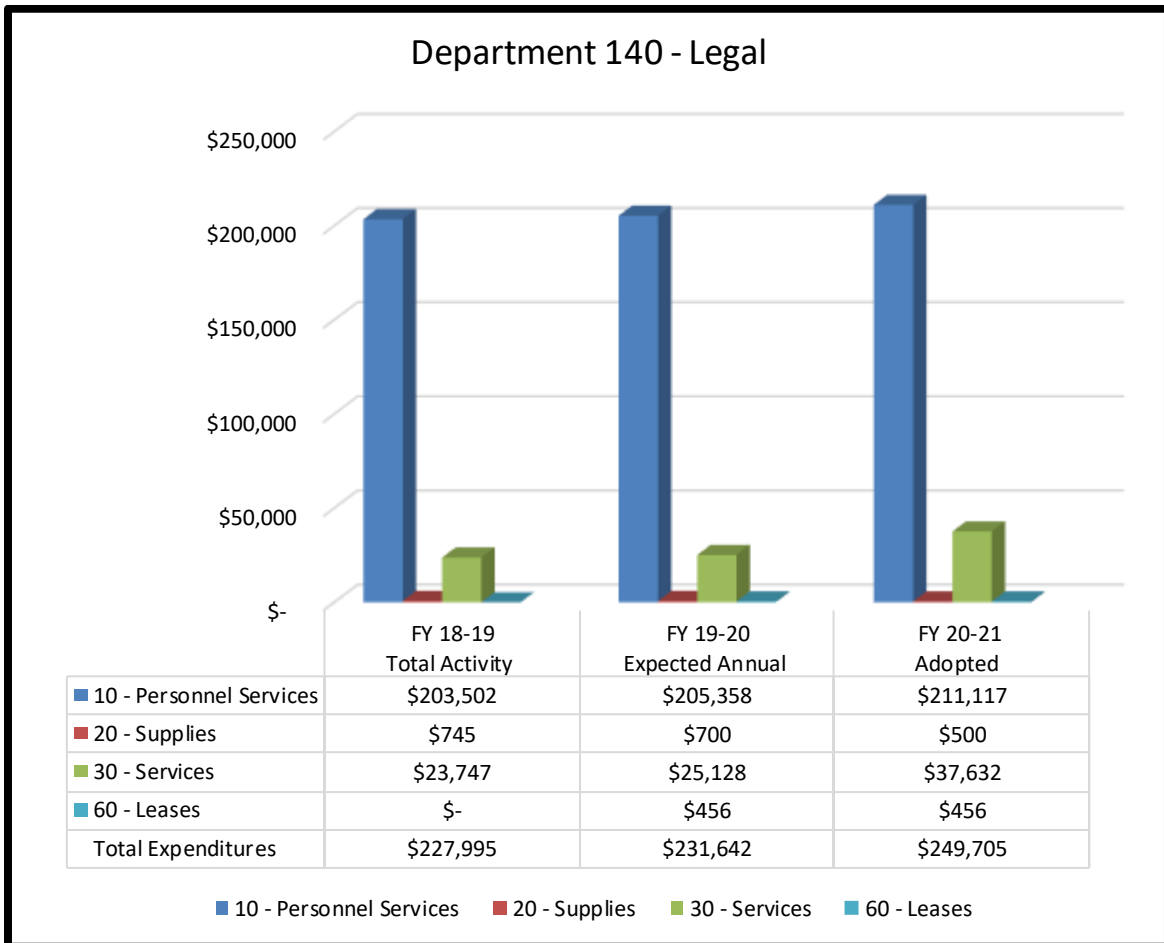
Services Category decreased - \$9,255

FY 20-21 POSITION SUMMARY

Division	AUTHORIZED POSITIONS				
	FY 16-17	FY 17-18	FY 18-19	FY 19-20	FY 20-21
1400-Legal	2	2	2	2	2
Full-Time	2	2	2	2	2
Part-Time	0	0	0	0	0
Total Positions	2	2	2	2	2

FY 20-21 Significant Changes: No Changes

FY 20-21 EXPENDITURES COMPARATIVE

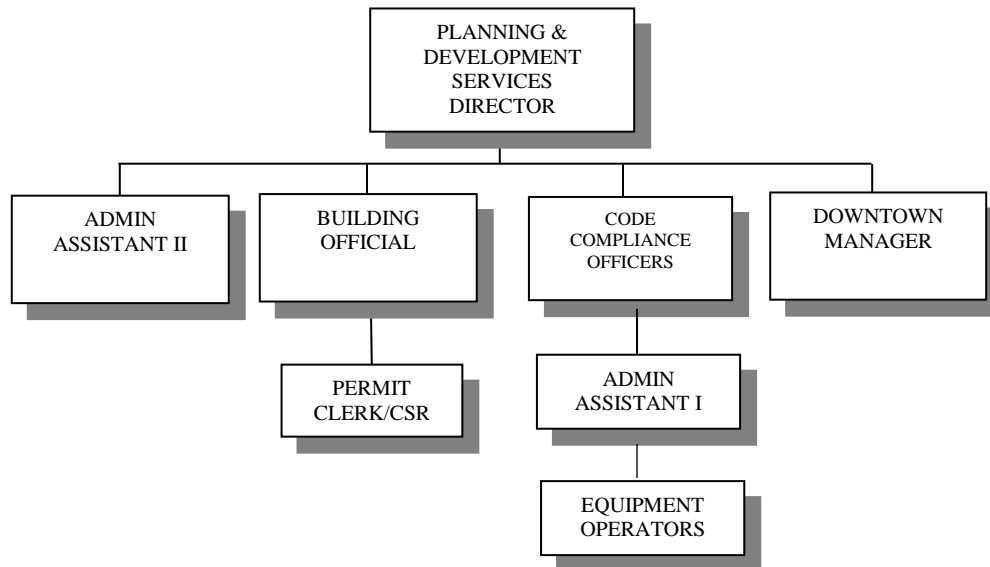


General Funds

For Fiscal: 10/2019-09/2020 Period Ending: 09/30/2020

Divisio...	2018 Total Activity	2019 Total Activity	2020 Original Budget	2020 Total Budget (Amended)	2020 YTD Activity	Defined Budgets		2021 City Manager Proposed	2021 City Commission Adopted
						2020 Expected Annual			
Department : 140 - Legal									
AcctType: 5 - Expense									
Division: 1400 - Legal									
10 - Personnel Services	205,601.32	203,502.49	204,314.00	205,358.44	186,695.39	205,358.44	211,117.00	211,117.00	
20 - Supplies	1,926.54	744.97	700.00	700.00	393.28	700.00	500.00	500.00	
30 - Services	31,831.50	23,747.34	46,887.00	30,552.38	17,850.07	25,128.00	37,632.00	37,632.00	
60 - Leases	0.00	0.00	456.00	456.00	418.00	456.00	456.00	456.00	
85 - Department Reductions	0.00	0.00	0.00	16,334.62	0.00	0.00	0.00	0.00	
Division: 1400 - Legal Total:	239,359.36	227,994.80	252,357.00	253,401.44	205,356.74	231,642.44	249,705.00	249,705.00	
AcctType: 5 - Expense Total:	239,359.36	227,994.80	252,357.00	253,401.44	205,356.74	231,642.44	249,705.00	249,705.00	
Department : 140 - Legal Total:	239,359.36	227,994.80	252,357.00	253,401.44	205,356.74	231,642.44	249,705.00	249,705.00	

PLANNING AND DEVELOPMENT SERVICES



The Planning and Development Services Department is divided into four divisions: Planning/Development Services, Building Services, Code Compliance and Downtown/Historical Preservation.

DESCRIPTION

The Planning & Development Services department is the lead agency for both physical and economic development of the City. It serves as staff to Planning, Zoning and Preservation Committees and reviews all residential and commercial development plans, all zoning and subdivision platting, and provides all long-range planning for the City. Such plans deal with all elements of the physical design and development of the City, which include community appearance, development design and character, and historic preservation.

PLANNING & DEVELOPMENT SERVICES

PLANNING/DEVELOPMENT SERVICES

The Planning and Development Services division oversees the City-wide planning and zoning administration. The City's Planning Division is also responsible for regulating subdivisions and administering the Master Plan, the Comprehensive Housing Plan and other associated land use plans for the city. The Master Plan and the Comprehensive Housing Plan are blueprints for dealing with physical and economic development and diversified housing initiatives.

FY 20-21 BUDGET HIGHLIGHTS

Division	Change	Personnel	Operations	Capital Outlay	Total Changes
FY 19-20 Original Budget	\$177,361	\$159,890	\$17,471	\$0	\$177,361
FY 20-21 Adopted Budget	\$245,230	\$163,684	\$81,546	\$0	\$245,230
1601- Planning & Develop	\$67,869	\$3,794	\$64,075	\$0	\$67,869

Change Information:

Personnel

COLA - 2.5%

Longevity - additional \$12 per year

Additional health care premiums

Operations

Supplies Category decreased - \$950

Services Category increased - 68,247

Added grant cash match for 2 grant applications

Repairs Category decreased - \$1,500

Leases Category decreased - \$1,722

PLANNING & DEVELOPMENT SERVICES

BUILDING SERVICES

The Building Services Division oversees the permitting and inspection services for all construction activities within the city. Building permits ensure the minimum acceptable standards of codes are applied before and after construction. In addition to ensuring minimum code compliance; life safety measures and quality workmanship are top priorities for our customers. Building permits are required for many remodeling projects, repairs, replacements, new structures, and additions.

FY 20-21 BUDGET HIGHLIGHTS

Division	Change	Personnel	Operations	Capital Outlay	Total Changes
FY 19-20 Original Budget	\$123,354	\$105,583	\$17,771	\$0	\$123,354
FY 20-21 Adopted Budget	\$152,059	\$139,730	\$12,329	\$0	\$152,059
1602 - Building Services	\$28,705	\$34,147	(\$5,442)	\$0	\$28,705

Change Information:

Personnel

COLA - 2.5%

Longevity - additional \$12 per year

Additional health care premiums

Operations

Supplies Category decreased - \$1,724

Approved One Time supplemental - dual monitor desktop & stand - \$200

Services Category decreased - \$4,340

Repairs Category decreased - \$150

Leases Category increased - \$772

PLANNING & DEVELOPMENT SERVICES

CODE COMPLIANCE

The Code Compliance Division provides code enforcement services with the goal of improving the overall appearance of the community and ensuring the health, safety and welfare of the City of Kingsville. This division takes a proactive approach to code enforcement and other community appearance activities. The programs are designed to educate the public and ensure compliance with the City's Property Maintenance and Nuisance codes.

FY 20-21 BUDGET HIGHLIGHTS

Division	Change	Personnel	Operations	Capital Outlay	Total Changes
FY 19-20 Original Budget	\$284,442	\$198,856	\$85,586	\$0	\$284,442
FY 20-21 Adopted Budget	\$381,460	\$311,155	\$70,305	\$0	\$381,460
1603 - Code Compliance	\$97,018	\$112,299	(\$15,281)	\$0	\$97,018

Change Information:

Personnel

COLA - 2.5%

Longevity - additional \$12 per year

Additional health care premiums

(2) Equipment Operators were transferred from Facilities Division 1805

Operations

Supplies Category decreased - \$9,120

Services Category decreased - \$8,723

Repairs Category increased - 4,950

Leases Category increased - \$2,388

PLANNING & DEVELOPMENT SERVICES

DOWNTOWN/HISTORICAL PRESERVATION

The Downtown division is responsible for the historic preservation of our Historic District and manages the Main Street organization. The responsibilities of this division encompass code enforcement, economic development and event planning.

FY 20-21 BUDGET HIGHLIGHTS

Division	Change	Personnel	Operations	Capital Outlay	Total Changes
FY 19-20 Original Budget	\$96,130	\$66,915	\$29,215	\$0	\$96,130
FY 20-21 Adopted Budget	\$97,166	\$84,680	\$12,486	\$0	\$97,166
1604 - Downtown	\$1,036	\$17,765	(\$16,729)	\$0	\$1,036

Change Information:



Personnel

- COLA - 2.5%
- Longevity - additional \$12 per year
- Additional health care premiums





Operations

- Supplies Category decreased - \$250
- Services Category decreased - \$9,277
- Approved One-Time supplemental-Constant Contract Subscription - \$672
- Maintenance Category decreased - \$8,000
- Leases Category increased - \$798

GOALS & OBJECTIVES

Goals & Objectives	City Commission Vision
<p>Goal: Strive to give residents full, clear and accurate information on planning, building and community appearance issues.</p> <p>Objective: Create awareness by utilizing various media outlets to provide educational services to the public.</p>	 Superior City Services
<p>Goal: Improve upon the City's economic base.</p> <p>Objective: Work closely with other departments to prepare a comprehensive Downtown Plan as part of an emerging Comprehensive Plan.</p>	 Economic Stability

PLANNING & DEVELOPMENT SERVICES

Goals & Objectives	City Commission Vision
<p>Goal: Use best practices to improve customer service and community/development planning.</p> <p>Objective: Increase Training and development activities and continue professional education to obtain and maintain certifications.</p>	 Superior City Services
<p>Goal: Support community involvement in beautification efforts.</p> <p>Objective: Encourage partnerships with groups, clubs and organizations.</p>	 Community Involvement
<p>Goal: Increase voluntary compliance with the City’s Property Maintenance and Nuisance codes.</p> <p>Objective: Educate the public on importance of property maintenance and pride in the community and adopt a delivery approach to planning.</p>	 Quality of Life
<p>Goal: Improve the quality of life of the residents</p> <p>Objective: Review and Update the City’s Master Plan and prepare a Comprehensive Plan for the City</p>	 Quality of Life

PERFORMANCE MEASURES

Item	2019	2020	2021 Estimate
New Commercial Construction	10	12	15
New Residential Construction	4	30	30
Community Appearance Notices Sent	2,343	1,995	3000
Community Appearance Inspections	3,200	2,973	4000
Community Appearance Reinspection	2,400	2,352	2000
Community Appearance Abatements	676	300	500
Main Street – Building Rehabs	8	6	10
Main Street – Business Starts and Expansions	7	4	10
Main Street – Jobs Created	8	6	10
Historic District – Total Permits	26	12	15
Historic District – New Construction Permits	0	1	1
Historic District – Demolition Permits	1	3	5

Beginning in FY 20-21 this division will begin tracking the following performance indicators:

- Compliance
 - Number of work orders for abatement that are completed
 - Average number of days to investigate calls for service

PLANNING & DEVELOPMENT SERVICES

- Average number of days to resolve cases
- Build and administer a sustainable land development process that is fast, easy and predictable
 - Average number of days from application to approval of final plat by the Planning Commission
 - Average number of days for zoning changes action by the City Commission

FY 20-21 POSITION SUMMARY

Division	AUTHORIZED POSITIONS				
	FY 16-17	FY 17-18	FY 18-19	FY 19-20	FY 20-21
1601-Planning	2	2	3	2	2
1602-Permits	3	3	2	2	2
1603-Code Compliance	6	7	7	4	8
1604-Downtown	1	1	1	1	1
Total Positions	12	13	13	9	13
Full-Time	12	13	12	9	11
Part-Time	0	0	0	0	0
Seasonal	0	0	1	0	2
Total Positions	12	13	13	9	13

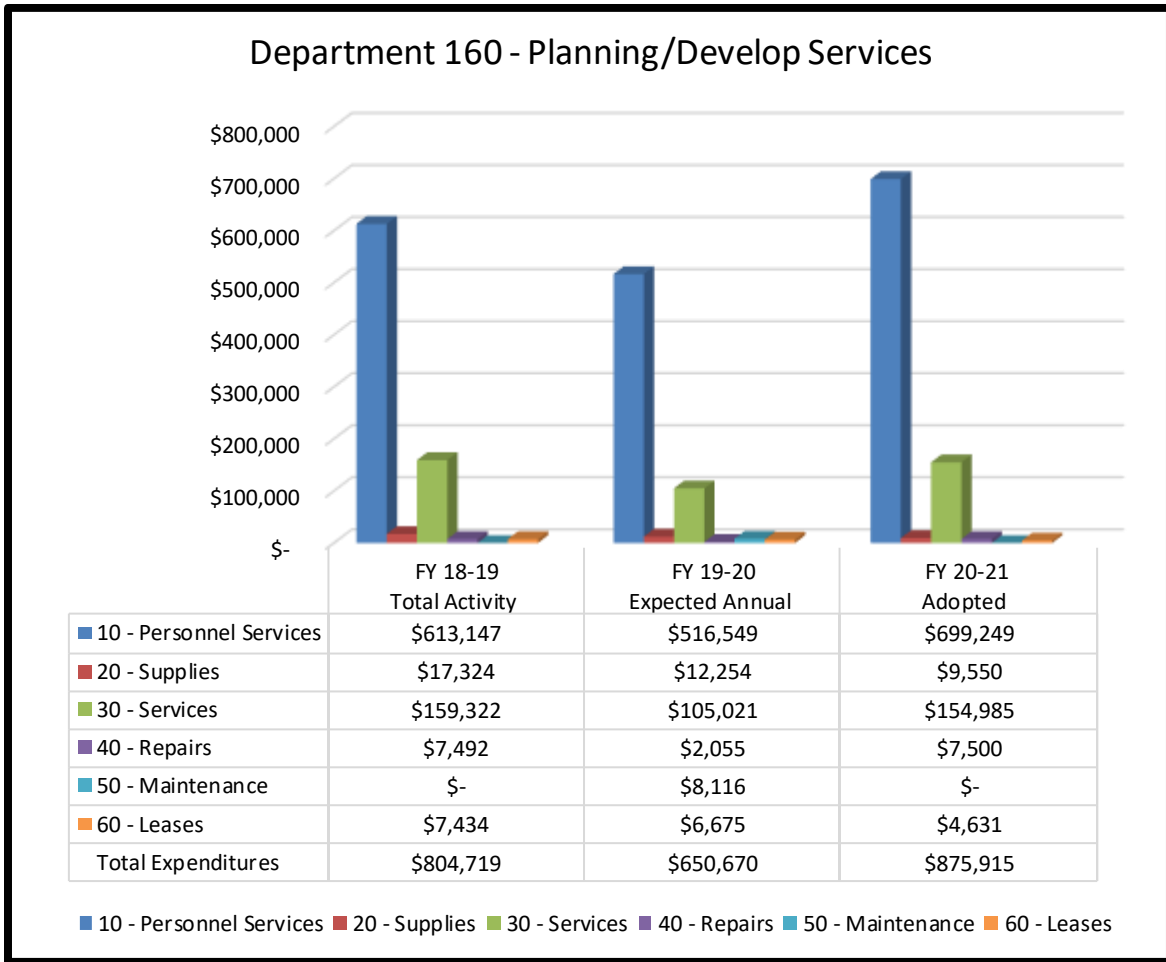
FY 20-21 Significant Changes:

In FY 19-20 (2) Equipment Operators were transferred over to Facilities-1805 and in FY 20-21, they are they are being transferred back to Code Compliance Division 1603.

(2) Seasonal Maintenance Workers were added.

PLANNING & DEVELOPMENT SERVICES

FY 20-21 EXPENDITURES COMPARATIVE





City of Kingsville, TX

General Funds Group Summary

For Fiscal: 10/2019-09/2020 Period Ending: 09/30/2020

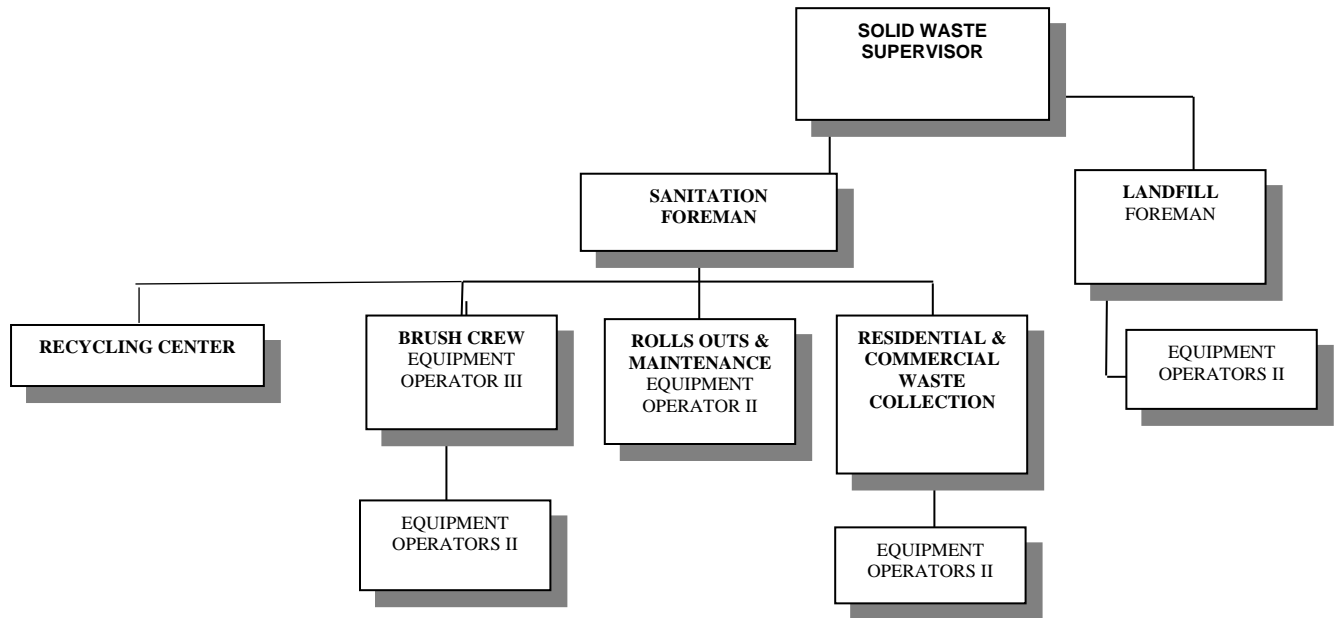
Division	2018 Total Activity	2019 Total Activity	2020 Original Budget	2020 Total Budget (Amended)	2020 YTD Activity	Defined Budgets		
						2020 Expected Annual	2021 City Manager Proposed	2021 City Commission Adopted
Fund: 001 - GENERAL FUND								
Department : 160 - Planning /DevelopSvcs								
AcctType: 4 - Revenue								
Division: 1600 - Planning/DevelopSvcs								
300 - Permits & Licenses	168,679.97	192,907.30	175,445.00	175,445.00	192,181.58	195,592.20	209,895.00	209,895.00
400 - Fines	0.00	4,810.51	3,000.00	3,000.00	4,668.93	4,668.93	5,500.00	5,500.00
500 - General Services Fees	4,800.00	6,550.00	5,000.00	5,000.00	3,110.00	4,110.00	3,700.00	3,700.00
600 - City Services	43,516.61	60,099.00	53,000.00	53,000.00	37,960.67	34,488.83	38,250.00	38,250.00
800 - Utility Services	600.00	250.00	1,000.00	1,000.00	325.00	400.00	500.00	500.00
Division: 1600 - Planning/DevelopSvcs Total:	217,596.58	264,616.81	237,445.00	237,445.00	238,246.18	239,259.96	257,845.00	257,845.00
Division: 1604 - Downtown								
700 - Grants	0.00	0.00	0.00	3,831.95	0.00	0.00	0.00	0.00
Division: 1604 - Downtown Total:	0.00	0.00	0.00	3,831.95	0.00	0.00	0.00	0.00
AcctType: 4 - Revenue Total:	217,596.58	264,616.81	237,445.00	241,276.95	238,246.18	239,259.96	257,845.00	257,845.00

General Funds

For Fiscal: 10/2019-09/2020 Period Ending: 09/30/2020

Division	2018 Total Activity	2019 Total Activity	2020 Original Budget	2020 Total Budget (Amended)	2020 YTD Activity	Defined Budgets		2021 City Manager Proposed	2021 City Commission Adopted
						2020 Expected Annual			
AcctType: 5 - Expense									
Division: 1601 - Planning/DevelopSvcs									
10 - Personnel Services	156,111.07	158,840.31	159,890.00	138,817.15	113,350.58	138,817.15	163,684.00	163,684.00	
20 - Supplies	808.38	3,769.59	1,650.00	785.81	607.70	753.51	700.00	700.00	
30 - Services	10,720.89	14,822.90	12,099.00	12,869.88	9,265.32	12,462.88	80,346.00	80,346.00	
40 - Repairs	0.00	0.00	2,000.00	477.35	0.00	477.35	500.00	500.00	
60 - Leases	700.00	1,026.03	1,722.00	1,200.00	0.00	1,200.00	0.00	0.00	
85 - Department Reductions	0.00	0.00	0.00	7,898.84	0.00	0.00	0.00	0.00	
Division: 1601 - Planning/DevelopSvcs Total:	168,340.34	178,458.83	177,361.00	162,049.03	123,223.60	153,710.89	245,230.00	245,230.00	
Division: 1602 - Building Services									
10 - Personnel Services	123,506.63	89,872.72	105,583.00	111,095.98	107,264.54	111,095.98	139,730.00	139,730.00	
20 - Supplies	4,771.09	2,333.98	3,424.00	1,824.00	1,170.03	1,700.00	1,700.00	1,700.00	
30 - Services	14,000.28	65,924.91	10,786.00	29,312.00	28,344.80	29,452.00	6,446.00	6,446.00	
40 - Repairs	438.75	709.54	500.00	500.00	287.64	500.00	350.00	350.00	
60 - Leases	3,477.69	3,708.00	3,061.00	2,846.00	1,887.48	2,846.00	3,833.00	3,833.00	
85 - Department Reductions	0.00	0.00	0.00	3,431.00	0.00	0.00	0.00	0.00	
Division: 1602 - Building Services Total:	146,194.44	162,549.15	123,354.00	149,008.98	138,954.49	145,593.98	152,059.00	152,059.00	
Division: 1603 - Code Compliance									
10 - Personnel Services	329,996.16	297,690.92	198,856.00	199,982.56	181,467.09	199,982.56	311,155.00	311,155.00	
20 - Supplies	10,447.12	10,378.62	15,520.00	7,070.00	6,247.94	8,700.00	6,400.00	6,400.00	
30 - Services	66,874.33	70,911.55	65,978.00	57,461.72	37,544.96	43,686.71	57,255.00	57,255.00	
40 - Repairs	3,867.67	6,782.30	1,700.00	1,878.04	1,746.88	1,078.04	6,650.00	6,650.00	
60 - Leases	2,668.05	2,700.00	2,388.00	2,178.87	2,141.02	2,178.87	0.00	0.00	
85 - Department Reductions	0.00	0.00	0.00	14,560.37	0.00	0.00	0.00	0.00	
Division: 1603 - Code Compliance Total:	413,853.33	388,463.39	284,442.00	283,131.56	229,147.89	255,626.18	381,460.00	381,460.00	
Division: 1604 - Downtown									
10 - Personnel Services	64,411.13	66,743.02	66,915.00	66,653.55	60,292.13	66,653.55	84,680.00	84,680.00	
20 - Supplies	806.84	841.98	1,000.00	1,100.00	1,089.75	1,100.00	750.00	750.00	
30 - Services	8,143.19	7,662.53	20,215.00	22,034.00	19,074.96	19,419.00	10,938.00	10,938.00	
50 - Maintenance	0.00	0.00	8,000.00	8,115.95	7,988.15	8,115.95	0.00	0.00	
60 - Leases	0.00	0.00	0.00	450.00	0.00	450.00	798.00	798.00	
85 - Department Reductions	0.00	0.00	0.00	1,347.00	0.00	0.00	0.00	0.00	
Division: 1604 - Downtown Total:	73,361.16	75,247.53	96,130.00	99,700.50	88,444.99	95,738.50	97,166.00	97,166.00	
AcctType: 5 - Expense Total:	801,749.27	804,718.90	681,287.00	693,890.07	579,770.97	650,669.55	875,915.00	875,915.00	
Department : 160 - Planning /DevlopSvcs Surplus (Deficit):	-584,152.69	-540,102.09	-443,842.00	-452,613.12	-341,524.79	-411,409.59	-618,070.00	-618,070.00	
Fund: 001 - GENERAL FUND Surplus (Deficit):	-584,152.69	-540,102.09	-443,842.00	-452,613.12	-341,524.79	-411,409.59	-618,070.00	-618,070.00	
Report Surplus (Deficit):	-584,152.69	-540,102.09	-443,842.00	-452,613.12	-341,524.79	-411,409.59	-618,070.00	-618,070.00	

SOLID WASTE MANAGEMENT



The Solid Waste Management Division is comprised of three divisions: Recycle Center, Sanitation Collection and Landfill.

RECYCLE CENTER



DESCRIPTION

Recycling Center collaborates with Sanitation Division and Landfill Division to collect City's recycling. Materials accepted include:

- Aluminum cans & scraps
- Foil, pie tins, and soda cans (to be free of food residues).
- Bi-Metal, steel, & tin cans
- Metal lids; soup, fruit, vegetable, & pet food cans, etc. (to be free of food residues).
- Corrugated Cardboard
- Paper – Computer, mixed, & newspaper

The Recycling Center also offers document shredding services by appointment and offers a Recycled Reading Room where books are available to take, return, keep or share.

GOALS & OBJECTIVES

Goals & Objectives	City Commission Vision
<p>Goal: Collect recyclables in the safest most expedient manner possible at the best cost to the City.</p> <p>Objective: Identify areas that streamline operations reduce costs.</p>	<div style="display: flex; flex-direction: column; align-items: center;"> <div style="display: flex; align-items: center; margin-bottom: 20px;">  <div style="margin-left: 10px;"> <p>Clean and Healthy Environment</p> </div> </div> <div style="display: flex; align-items: center;">  <div style="margin-left: 10px;"> <p>Superior City Services</p> </div> </div> </div>

PERFORMANCE MEASURES

Item	2019	2020	2021 Estimate
Single stream Recycling (tons)	43	55	110

Beginning in FY 20-21 this division will begin tracking the following performance indicators:

- Collect brush and bulky waste materials on schedule – percentage of brush routes completed on schedule
- Collect garbage on schedule – percentage of garbage routes collected on schedule

SOLID WASTE MANAGEMENT

FY 20-21 BUDGET HIGHLIGHTS

Division	Change	Personnel	Operations	Capital Outlay	Total Changes
FY 19-20 Original Budget	\$54,026	38,105	\$15,921	\$0	\$54,026
FY 20-21 Adopted Budget	\$52,621	36,425	\$16,196	\$0	\$52,621
1701 - Recycle Center	(\$1,405)	(1,680)	\$275	\$0	(\$1,405)

Change Information

Personnel

COLA - 2.5%

Longevity - additional \$12 per year

Additional health care premiums

Operations

Supplies Category decreased - \$500

Services Category decreased - \$725

Maintenance Category increased - \$1,500

Approved Supp-1Time-Evaportive Cooler - \$2,000

SANITATION COLLECTION

DESCRIPTION

The Sanitation Collection division collects garbage from over 7,500 homes and business each month. Sanitation Collection has divided the City of Kingsville into 6 zones. Residential rollouts in Zones 1-3 are serviced on Mondays and Thursdays while Zones 4-6 are serviced on Tuesday and Friday. Commercial pick up is available six days a week.



DEPARTMENT ACCOMPLISHMENTS

For Fiscal Year 19-20

1. Rehrig Pacific (cart vendor) conducted cart breakage study.
2. Cart breakage is reduced by 50%.

SOLID WASTE MANAGEMENT

GOALS AND OBJECTIVES

Goals & Objectives	City Commission Vision
<p>Goal: Provides all sanitation services for the city of Kingsville including litter control and abatements, city brush control, landfill operations, white goods program, adopt a truck program and special waste programs.</p> <p>Objective: Increase the sanitation functions that will beautify the city collecting municipal waste and disposing the waste in an efficient manner for generations.</p>	<div style="display: flex; flex-direction: column; align-items: center;"> <div style="display: flex; align-items: center; margin-bottom: 20px;">  <div style="margin-left: 10px;"> <p>Superior City Services</p> </div> </div> <div style="display: flex; align-items: center;">  <div style="margin-left: 10px;"> <p>Clean and Healthy Environment</p> </div> </div> </div>

PERFORMANCE MEASURES

Item	2019	2020	2021 Estimate
New Accounts	628	461	600
Damaged Roll Outs	740	193	500

SOLID WASTE MANAGEMENT

FY 20-21 BUDGET HIGHLIGHTS

Division	Change	Personnel	Operations	Capital Outlay	Total Changes
FY 19-20 Original Budget	\$1,040,089	\$677,535	\$302,554	\$60,000	\$1,040,089
FY 20-21 Adopted Budget	\$1,025,252	\$730,554	\$294,698	\$0	\$1,025,252
1702 - Sanitation Collection	(\$14,837)	\$53,019	(\$7,856)	(\$60,000)	(\$14,837)

Change Information

Personnel

COLA - 2.5%

Longevity - additional \$12 per year

Additional health care premiums

Operations

Supplies Category decreased \$21,762

Services Category increased \$446

Removed Prior Year One Time Supplemental Additional Training - \$400

Repairs Category increased - \$13,960

Approved One Time Supplemental-Front End Replace - \$21,000

Approved One Time Supplemental-Tandem Axle Replace - \$11,000

Maintenance Category decreased - \$500

Capital Outlay

Capital Outlay Category decreased \$60,000

Removed PY 1 Time Suppl-Recycling Center Move - \$60,000

LANDFILL

DESCRIPTION

The Landfill Division provides a safe and efficient way to dispose of the refuse from the city and surrounding rural areas. The Landfill Division closely works with the Recycling Center and the Sanitation Collection Division to collect the City's solid waste, brush and recycling.



DEPARTMENT ACCOMPLISHMENTS

For Fiscal Year 19-20

1. Landfill compaction is approximately 1200 lbs. per cubic yard.
2. Emergency generator is operational.
3. Completed Title V Air Permit renewal.
4. Landfill Permit Amendment complete.

SOLID WASTE MANAGEMENT

GOALS AND OBJECTIVES

Goals & Objectives	City Commission Vision
<p>Goal: Serve the City of Kingsville and its surrounding areas, while maintaining the Landfill in compliance with the Texas Commission on Environmental Quality.</p> <p>Objective: Strive to improve the quality of service provided.</p>	<div style="display: flex; flex-direction: column; align-items: center;"> <div style="display: flex; align-items: center; margin-bottom: 10px;">  <div style="margin-left: 10px;">Superior City Services</div> </div> <div style="display: flex; align-items: center;">  <div style="margin-left: 10px;">Clean and Healthy Environment</div> </div> </div>

PERFORMANCE MEASURES (in tons)

Item	2019	2020	2021 Estimate
City – Commercial Garbage	6993	3886	7000
City – Residential Garbage	10088	6009	10000
Outside – Garbage	6557	4102	7000
City – Construction & Debris	1579	513	1000
Commercial – Construction & Debris	5082	2732	5000
Residential – Construction & Debris	1833	628	1000
Total Brush	5537	2252	4000

SOLID WASTE MANAGEMENT

FY 20-21 BUDGET HIGHLIGHTS

Division	Change	Personnel	Operations	Capital Outlay	Total Changes
FY 19-20 Original Budget	\$946,996	\$491,239	\$455,757	\$0	\$946,996
FY 20-21 Adopted Budget	\$973,970	\$570,802	\$403,168	\$0	\$973,970
1703 - Landfill	\$26,974	\$79,563	(\$52,589)	\$0	\$26,974

Change Information

Personnel

COLA - 2.5%

Longevity - additional \$12 per year

Additional health care premiums

Operations

Supplies Category decreased \$35,131

Services Category decreased \$11,958

Removed Prior Year One Time Supplemental - Training \$800

Repairs Category decreased \$500

Maintenance Category decreased \$5,000

FY 20-21 POSITION SUMMARY

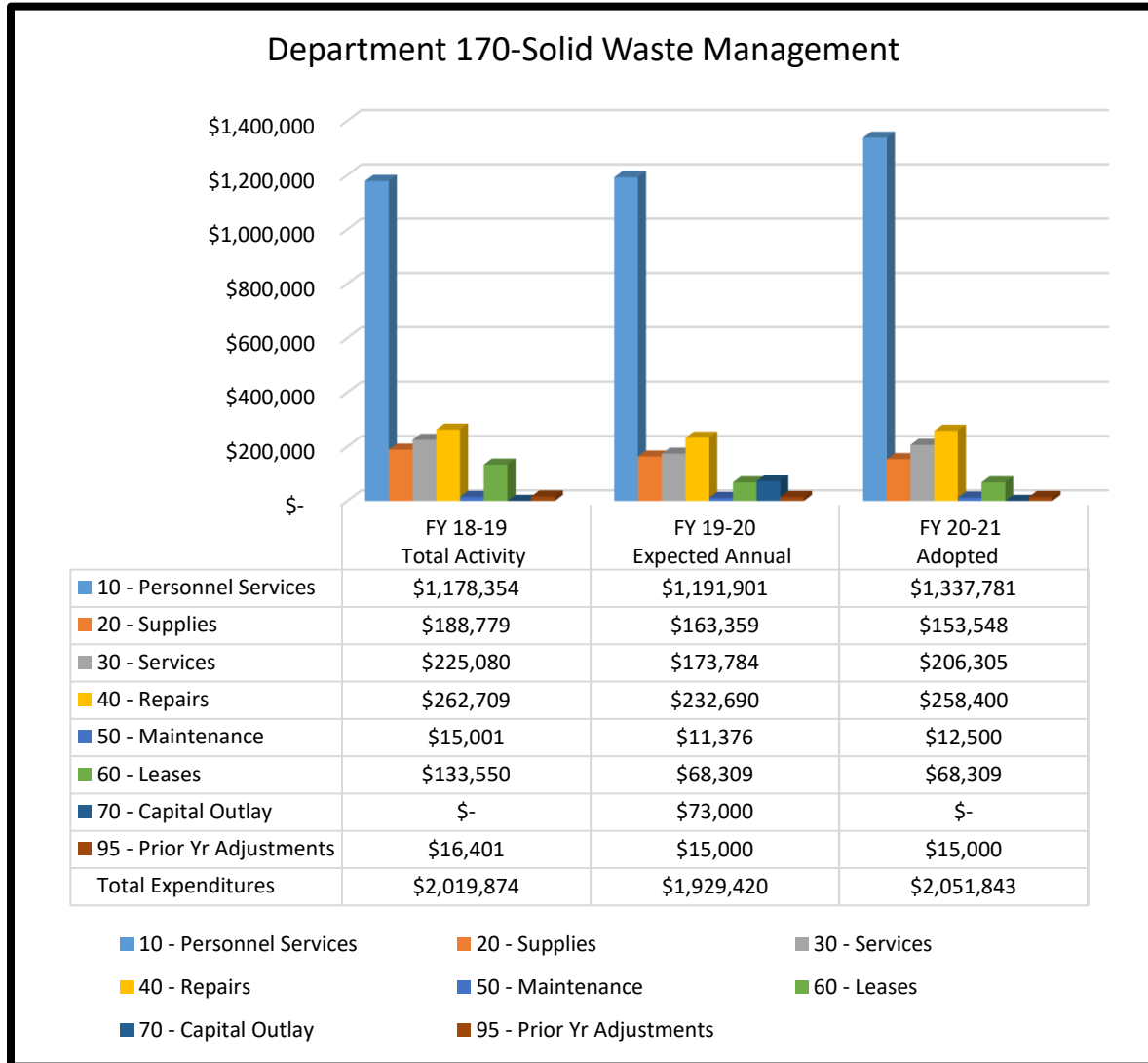
Division	AUTHORIZED POSITIONS				
	FY 16-17	FY 17-18	FY 18-19	FY 19-20	FY 20-21
1701-Recycling Center	1	0	0	1	1
1702-Sanitation Collect	15	14	14	14	14
1703-Landfill	8	8	9	9	9
Total Positions	24	22	23	24	24
Full-Time	24	22	23	24	24
Part-Time	0	0	0	0	0
Total Positions	24	22	23	24	24

FY 20-21 Significant Changes:

In FY 19-20, Division 1701 was under the Planning Department, but it was decided to move the the Recycling Center to the Public Works building area. The Recycling Center location was home to the Code Compliance Division which was under Planning and the City wanted to have all Divisions under Planning in the same work location. With both moves occurring and the building becoming available, the Police Department felt it was a perfect opportunity to setup a Police substation.

SOLID WASTE MANAGEMENT

FY 20-21 EXPENDITURES COMPARATIVE





City of Kingsville, TX

General Funds Group Summary

For Fiscal: 10/2019-09/2020 Period Ending: 09/30/2020

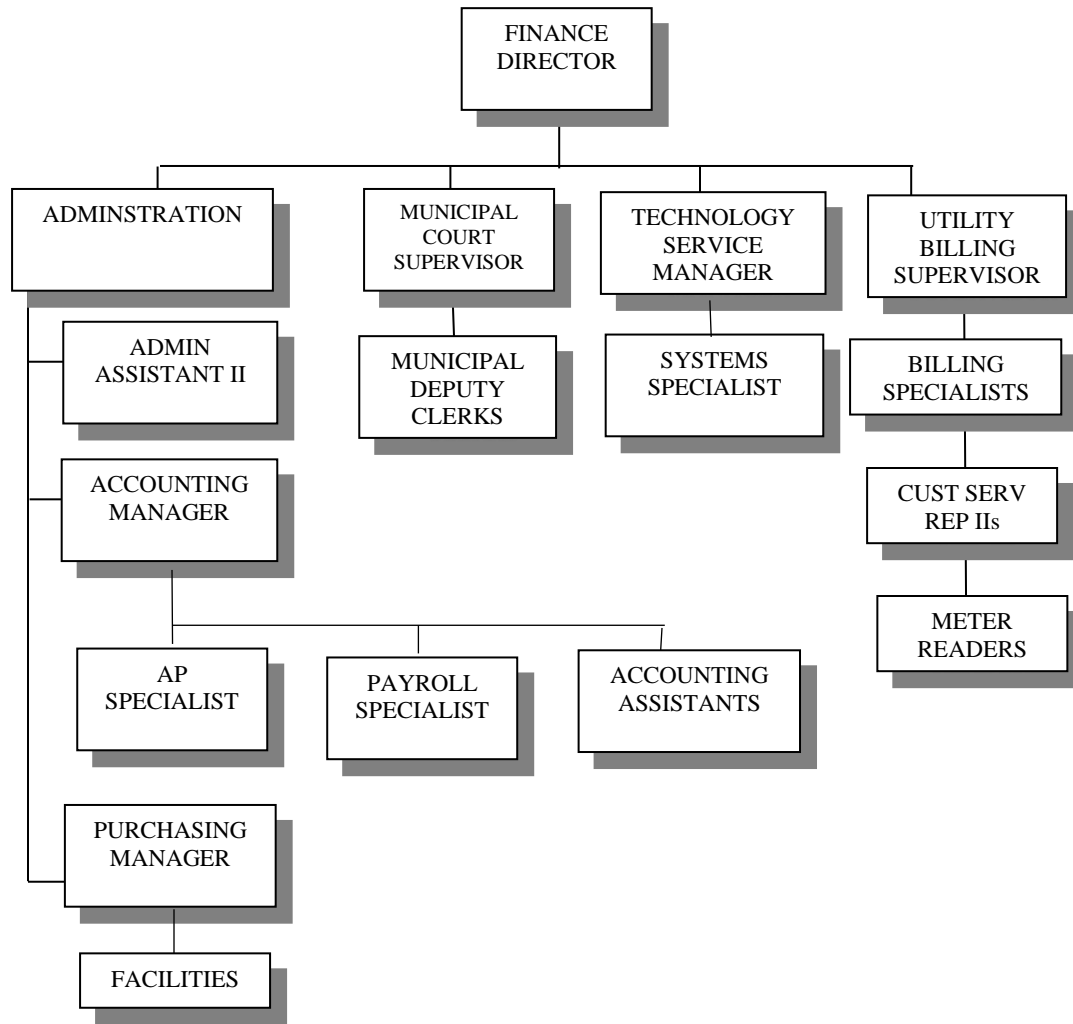
Division	2018 Total Activity	2019 Total Activity	2020 Original Budget	2020 Total Budget (Amended)	2020 YTD Activity	Defined Budgets		
						2020 Expected Annual	2021 City Manager Proposed	2021 City Commission Adopted
Fund: 001 - GENERAL FUND								
Department : 170 - Solid Waste Management								
AcctType: 4 - Revenue								
Division: 1700 - Solid Waste Managmnt								
800 - Utility Services	3,082,249.29	3,047,758.59	3,195,500.00	3,195,500.00	3,102,026.98	3,294,500.00	3,313,500.00	3,313,500.00
900 - Interest & Other	8,403.85	11,162.23	10,000.00	10,000.00	10,417.16	9,500.00	12,000.00	12,000.00
Division: 1700 - Solid Waste Managmnt Total:	3,090,653.14	3,058,920.82	3,205,500.00	3,205,500.00	3,112,444.14	3,304,000.00	3,325,500.00	3,325,500.00
Division: 1703 - Landfill								
500 - General Services Fees	0.00	0.00	0.00	0.00	6,240.84	6,240.84	0.00	0.00
Division: 1703 - Landfill Total:	0.00	0.00	0.00	0.00	6,240.84	6,240.84	0.00	0.00
AcctType: 4 - Revenue Total:	3,090,653.14	3,058,920.82	3,205,500.00	3,205,500.00	3,118,684.98	3,310,240.84	3,325,500.00	3,325,500.00

General Funds

For Fiscal: 10/2019-09/2020 Period Ending: 09/30/2020

Division	2018 Total Activity	2019 Total Activity	2020 Original Budget	2020 Total Budget (Amended)	2020 YTD Activity	Defined Budgets		
						2020 Expected Annual	2021 City Manager Proposed	2021 City Commission Adopted
AcctType: 5 - Expense								
Division: 1701 - Admin - Recycling Center								
10 - Personnel Services	0.00	0.00	38,105.00	32,534.40	26,653.19	32,513.14	36,425.00	36,425.00
20 - Supplies	476.66	611.97	1,150.00	820.00	471.98	800.00	650.00	650.00
30 - Services	9,527.97	11,924.34	13,471.00	12,828.30	12,197.66	12,828.30	12,746.00	12,746.00
40 - Repairs	375.37	1,099.19	800.00	380.00	0.00	400.00	800.00	800.00
50 - Maintenance	321.00	35.00	500.00	250.00	53.94	250.00	2,000.00	2,000.00
70 - Capital Outlay	1,044.72	0.00	0.00	0.00	0.00	0.00	0.00	0.00
85 - Department Reductions	0.00	0.00	0.00	1,642.70	0.00	0.00	0.00	0.00
Division: 1701 - Admin - Recycling Center Total:	11,745.72	13,670.50	54,026.00	48,455.40	39,376.77	46,791.44	52,621.00	52,621.00
Division: 1702 - Sanitation Collection								
10 - Personnel Services	679,726.99	680,895.29	677,535.00	682,149.07	589,076.00	675,649.07	730,554.00	730,554.00
20 - Supplies	112,988.83	110,726.06	112,700.00	83,532.39	66,590.90	101,230.00	90,938.00	90,938.00
30 - Services	15,171.90	16,470.76	18,214.00	17,328.00	17,047.77	16,858.00	18,660.00	18,660.00
40 - Repairs	168,501.13	167,492.50	155,640.00	163,567.61	170,906.53	151,000.00	169,600.00	169,600.00
50 - Maintenance	945.00	400.00	1,000.00	100.00	15.98	15.98	500.00	500.00
70 - Capital Outlay	0.00	0.00	60,000.00	73,000.00	71,690.79	73,000.00	0.00	0.00
85 - Department Reductions	0.00	0.00	0.00	3,526.00	0.00	0.00	0.00	0.00
95 - Prior Yr Adjustments	6,872.25	16,400.82	15,000.00	15,000.00	0.00	15,000.00	15,000.00	15,000.00
Division: 1702 - Sanitation Collection Total:	984,206.10	992,385.43	1,040,089.00	1,038,203.07	915,327.97	1,032,753.05	1,025,252.00	1,025,252.00
Division: 1703 - Landfill								
10 - Personnel Services	458,238.75	497,459.14	491,239.00	489,739.00	417,136.70	483,739.00	570,802.00	570,802.00
20 - Supplies	72,899.48	77,441.46	97,091.00	80,355.25	57,192.96	61,329.20	61,960.00	61,960.00
30 - Services	233,273.78	196,685.03	186,857.00	150,742.83	140,111.09	144,098.06	174,899.00	174,899.00
40 - Repairs	105,841.29	94,117.02	88,500.00	96,290.93	81,635.01	81,290.00	88,000.00	88,000.00
50 - Maintenance	7,463.06	14,565.68	15,000.00	11,111.00	11,110.84	11,110.00	10,000.00	10,000.00
60 - Leases	133,549.97	133,549.97	68,309.00	68,309.00	68,307.60	68,309.00	68,309.00	68,309.00
70 - Capital Outlay	5,939.54	0.00	0.00	0.00	0.00	0.00	0.00	0.00
85 - Department Reductions	0.00	0.00	0.00	42,947.99	0.00	0.00	0.00	0.00
Division: 1703 - Landfill Total:	1,017,205.87	1,013,818.30	946,996.00	939,496.00	775,494.20	849,875.26	973,970.00	973,970.00
AcctType: 5 - Expense Total:	2,013,157.69	2,019,874.23	2,041,111.00	2,026,154.47	1,730,198.94	1,929,419.75	2,051,843.00	2,051,843.00
Department : 170 - Solid Waste Management Surplus (Deficit):	1,077,495.45	1,039,046.59	1,164,389.00	1,179,345.53	1,388,486.04	1,380,821.09	1,273,657.00	1,273,657.00
Fund: 001 - GENERAL FUND Surplus (Deficit):	1,077,495.45	1,039,046.59	1,164,389.00	1,179,345.53	1,388,486.04	1,380,821.09	1,273,657.00	1,273,657.00
Report Surplus (Deficit):	1,077,495.45	1,039,046.59	1,164,389.00	1,179,345.53	1,388,486.04	1,380,821.09	1,273,657.00	1,273,657.00

FINANCE



The Finance Department is comprised of Finance Administration, Municipal Court, Facilities Maintenance, Technology Services and the Utility Business Office in the Utility Fund.

FINANCE ADMINISTRATION

DESCRIPTION




Finance Administration is responsible for accounting, accounts payable, payroll, purchasing, budget preparation, fiscal reporting, grant accounting, debt service, and internal audit. Finance Administration also works closely with Municipal Court and the Utility Billing Office.

DEPARTMENT ACCOMPLISHMENTS

For Fiscal Year 19-20:

1. Received an unqualified opinion from the auditor.
2. No findings for audited FY ending 9/30/2019.
3. Received the FY 18-19 Comprehensive Annual Financial Report for the GFOA Certificate of Excellence Program.
4. Received the GFOA Distinguished Budget Award for the FY 19-20 budget.
5. Finance Director retained CPA certifications by fulfilling the required CPE certifications.
6. Finance Director retained CGFO certification fulfilling the required CPE certifications.

GOALS & OBJECTIVES

Goals & Objectives	City Commission Vision
<p>Goal: Ensure long-term financial success of the City through sound financial management.</p> <p>Objective: Provide financial advice that follows the City’s financial policies and complies with Generally Accepted Accounting Principles and the standards set by the Governmental Accounting Standards Board.</p>	 Superior City Services
<p>Goal: Effectively perform accounts payable, payroll, purchasing and other accounting functions for City Departments.</p> <p>Objective: Receive positive independent auditors report.</p>	 Superior City Services
<p>Goal: Provide quality customer service to internal and external customers.</p> <p>Objective: Continue to provide effective and efficient assistance to city departments with budgeting and accounting services.</p>	 Superior City Services

FY 20-21 BUDGET HIGHLIGHTS

Division	Change	Personnel	Operations	Capital Outlay	Total Changes
FY 19-20 Original Budget	\$649,072	\$533,948	\$115,124	\$0	\$649,072
FY 20-21 Adopted Budget	\$671,608	\$564,034	\$107,574	\$0	\$671,608
1801 - Finance Administration	\$22,536	\$30,086	(\$7,550)	\$0	\$22,536

Change Information**Personnel**

COLA - 2.5%

Longevity - additional \$12 per year

Additional health care premiums

Operations

Supplies Category decreased \$996

Services Category decreased \$7,366

Leases Category increased \$812

MUNICIPAL COURT

DESCRIPTION








The Municipal Court is the judicial branch of the government of the City of Kingsville. The court adjudicates Class C misdemeanor cases, most of which are criminal, including traffic, city ordinance, state code, juvenile, parking and disabled parking.

DEPARTMENT ACCOMPLISHMENTS

For Fiscal Year 19-20

1. All judicial officers and staff members of the court continued their education and maintained judicial hours by attending an annual Texas Municipal Court Education Center conference, as well as completing approved online education from the Texas Municipal Court Online Learning Center.
2. The latest court staff member achieved her Level One court certification this fiscal year making all staff members of the Kingsville Municipal Court certified clerks.
3. Kingsville Municipal Court participated in the 2019 National Night Out, which is an annual community-building campaign that promotes the partnership between municipal courts and local government with citizens to make their community a safer place to live.
4. Kingsville Police Department and Municipal Court participated in the 2020 Great Texas Warrant Roundup and successfully disposed of 601 warrants.
5. The Court continues to remain committed to providing high quality customer service despite minor challenges. (e.g., judicial officers and staff).

GOALS & OBJECTIVES

Objective	City Commission Vision
<p>Goal: Become more user-friendly, and understandable to the public.</p> <p>Objective: Enhance access and allow for doing business remotely/electronically with the use of technology (e.g., e-filing, online and mobile payments, filing for court dismissal programs such as deferrals, video arraignments/hearings, and access to case information via website).</p>	 Superior City Services
<p>Goal: Improve case management and internal operations (e.g., internal support and external services). Provide back-up coverage as needed.</p> <p>Objective: Better manage the caseload/workload by improvements in case flow management practices (e.g., scheduling), staff assignments and coverage, training and cross-training, work processes.</p>	 Superior City Services
<p>Goal: Make court processes and practices more efficient and effective.</p> <p>Objective: Work collaboratively and communicate more effectively with justice system partners (e.g., Kleberg County Sheriff’s Department, State prosecutor’s office, and law enforcement) to enable exchanges of appropriate case data.</p>	 Safe and Secure Environment  Superior City Services
<p>Goal: Increase the public’s trust and confidence in the Court.</p> <p>Objective: Proactively educate and inform the public about the judicial branch including the role and purposes of trial court and the services the Court provides.</p>	 Safe and Secure Environment  Superior City Services
<p>Goal: Continually increase court staff knowledge to better assist defendants and ensure their confidence in the court system.</p> <p>Objective: Have all Deputy Court Clerks become Municipal Court Clerk certified through the Texas Court Clerk Association by the end of 2019.</p>	 Superior City Services

FY 20-21 BUDGET HIGHLIGHTS

Division	Change	Personnel	Operations	Capital Outlay	Total Changes
FY 19-20 Original Budget	\$289,609	\$276,814	\$12,795	\$0	\$289,609
FY 20-21 Adopted Budget	\$305,934	\$294,419	\$11,515	\$0	\$305,934
1803 - Municipal Court	\$16,325	\$17,605	(\$1,280)	\$0	\$16,325

Change Information**Personnel**

COLA - 2.5%

Longevity - additional \$12 per year

Additional health care premiums

Operations

Supplies Category increased \$570

Services Category decreased \$1,850

FACILITIES MAINTENANCE – GF

The Facilities Maintenance Department is split funded between the General Fund and the Utility Fund.

DESCRIPTION


The Facilities Maintenance Department is responsible for providing facility and property management services to all City owned facilities. These services include maintenance, repair, custodial, landscaping, and mowing services. The department is also responsible for the centralized purchase and distribution of all janitorial supplies. The Facilities Maintenance Department is comprised of 6 part-time maintenance workers and a full-time Facilities Manager who reports directly to the City Manager.

DEPARTMENT ACCOMPLISHMENTS

For Fiscal Year 19-20

1. Centralized the purchasing of all janitorial supplies for nine buildings.
2. Developed a rotation to maintain seven city buildings.
3. Facilities Manager provided project management services for the, Construction of new Dog Park, Construction of new Recycling Center, Remodeling of the Dr. Pepper Building to set up Police SLOT Division.

GOALS & OBJECTIVES

Department Goals & Objectives	City Commission Vision
<p>Goal: To provide superior customer service by doing in-house preventative maintenance, minor repairs, custodial, landscaping and mowing services at City buildings so they can accomplish their objectives.</p> <p>Objective: Maintain building maintenance, custodial and landscaping services for all City buildings.</p>	 <p>Superior City Services</p>

FY 20-21 BUDGET HIGHLIGHTS

Division	Change	Personnel	Operations	Capital Outlay	Total Changes
FY 19-20 Original Budget	\$495,166	\$133,018	\$362,148	\$0	\$495,166
FY 20-21 Adopted Budget	\$407,070	\$0	\$339,070	\$68,000	\$407,070
1805 - Facilities Maintenance	(\$88,096)	(\$133,018)	(\$23,078)	\$68,000	(\$88,096)

Change Information

Two Equipment Operators were transferred back to Code Compliance
 Employees payroll costs will be recorded in Utility Fund and General Fund will transfer to the Utility Fund 50% of the payroll costs.

Operations

Supplies Category decreased \$10,921
 Services Category decreased \$6,139
 Repairs Category decreased \$5,650
 Maintenance Category decreased \$368
 Approved One-Time Supplemental - Tire shop door repair - \$2,000
 Approved One-Time Supplemental - Concrete pad at the Recycle Center - \$10,500
 Removed Prior Year One-Time Supplemental - garage fans - \$5,196

Capital Outlay

Building increased \$68,000
 Approved One-Time Supplemental - Dr. Pepper building roof replacement - \$40,000
 Approved One-Time Supplemental - Police Department fire system replacement - \$28,000

TECHNOLOGY SERVICES

DESCRIPTION

The Technology Services Division provides support to City of Kingsville employee's workstation and laptop computers; including troubleshooting, software installation, and maintenance. This





division is responsible for providing a solid network infrastructure secured with multiple firewalls, software antivirus, and user's security requirements to ensure City data is safe from breaches. They are also responsible for providing telephone capabilities at all city sites; with VoIP phones where network service allows.

DEPARTMENT ACCOMPLISHMENTS

For Fiscal Year 19-20

1. Maintained 99% network uptime
2. Evaluated, acquired, and implemented fiber-based unified network for all city sites previously serviced by fiber optic or coaxial cable internet.
3. Deployed hybrid VoIP phone solution allowing for a fully unified phone experience across the entire City of Kingsville.
4. Implemented Cybersecurity Awareness training for all city employees in order to comply with HB3834
5. Evaluated, acquired, and implemented new uninterruptible power supplies for main City Hall data center to provide greater protection from power fluctuations and outages.
6. Upgraded all employee workstations and servers to new operating system versions in order ensure continued security and update support.
7. Implemented new backup procedures including encrypted offsite backup copies to provide higher redundancy and data availability in DR scenarios.
8. Coordinated the migration of the majority of office-based city employees to remote work as needed due to COVID-19.

GOALS & OBJECTIVES

Goals & Objectives	City Commission Vision
<p>Goal: Advance the services the city provides our citizens with the innovative and effective use of technology and training.</p> <p>Objective:</p> <ol style="list-style-type: none"> 1. Maintain and replace equipment on an as-needed basis, testing, refreshing, and repairing existing equipment as needed. 2. Provide training and demonstrations of new software and services that may enhance job productivity and ease of use. 3. Expand free, publicly available Wi-Fi beyond the current locations (DK Park, Brookshire Pool and Skatepark) to cover more city parks and public spaces. 	 <p>Superior City Services</p>
<p>Goal: Ensure the data security and integrity of citizen’s data.</p> <p>Objective:</p> <ol style="list-style-type: none"> 1. Patch and update all software components to meet and exceed compliance requirements for desktop computers and servers. 2. Secured network traffic and voice telecommunications, with active intrusion monitoring. 3. Research and test new security and encryption methods to further secure Kingsville’s IT infrastructure. 	 <p>Safe & Secure Environment</p>
<p>Goal: Enhance security for Kingsville’s employees and resources.</p> <p>Objective:</p> <ol style="list-style-type: none"> 1. Continue implementing network security camera solutions at city offices and parks with remote monitoring as needed. 2. Random audits of data access and integrity, as well as network intrusion and phishing tests. 	 <p>Safe & Secure Environment</p>
<p>Goal: Futureproof the City of Kingsville’s IT infrastructure.</p> <p>Objective:</p> <ol style="list-style-type: none"> 1. Tighter inventory management with the goal of hardware refreshment and replacement. 2. Continue phased password/security measures, with a goal of moving to 2FA. 3. Administer advice and compare new equipment and software requests, to ensure city goals and budgeting are kept in mind (best value) and reduce wasteful spending. 	 <p>Superior City Services</p>

FY 20-21 BUDGET HIGHLIGHTS

Division	Change	Personnel	Operations	Capital Outlay	Total Changes
FY 19-20 Original Budget	\$573,992	\$171,327	\$402,665	\$0	\$573,992
FY 20-21 Adopted Budget	\$513,761	\$163,800	\$349,961	\$0	\$513,761
1806-Technology Services	(\$60,231)	(\$7,527)	(\$52,704)	\$0	(\$60,231)

Change Information**Personnel**

COLA - 2.5%

Longevity - additional \$12 per year

Additional health care premiums

PT Help Desk position was unfunded

Operations

Supplies Category decreased \$15,902

Services Category decreased \$16,072

Approved Permanent Supplemental - Software license for Shelter Pro - \$2,700

Approved Permanent Supplemental - Laserfiche license fee for Utility Billing - \$2,880

Approved One-Time Supplemental - Laserfiche Connector to replace RatchetX - \$3,771

Leases Category decreased \$20,730

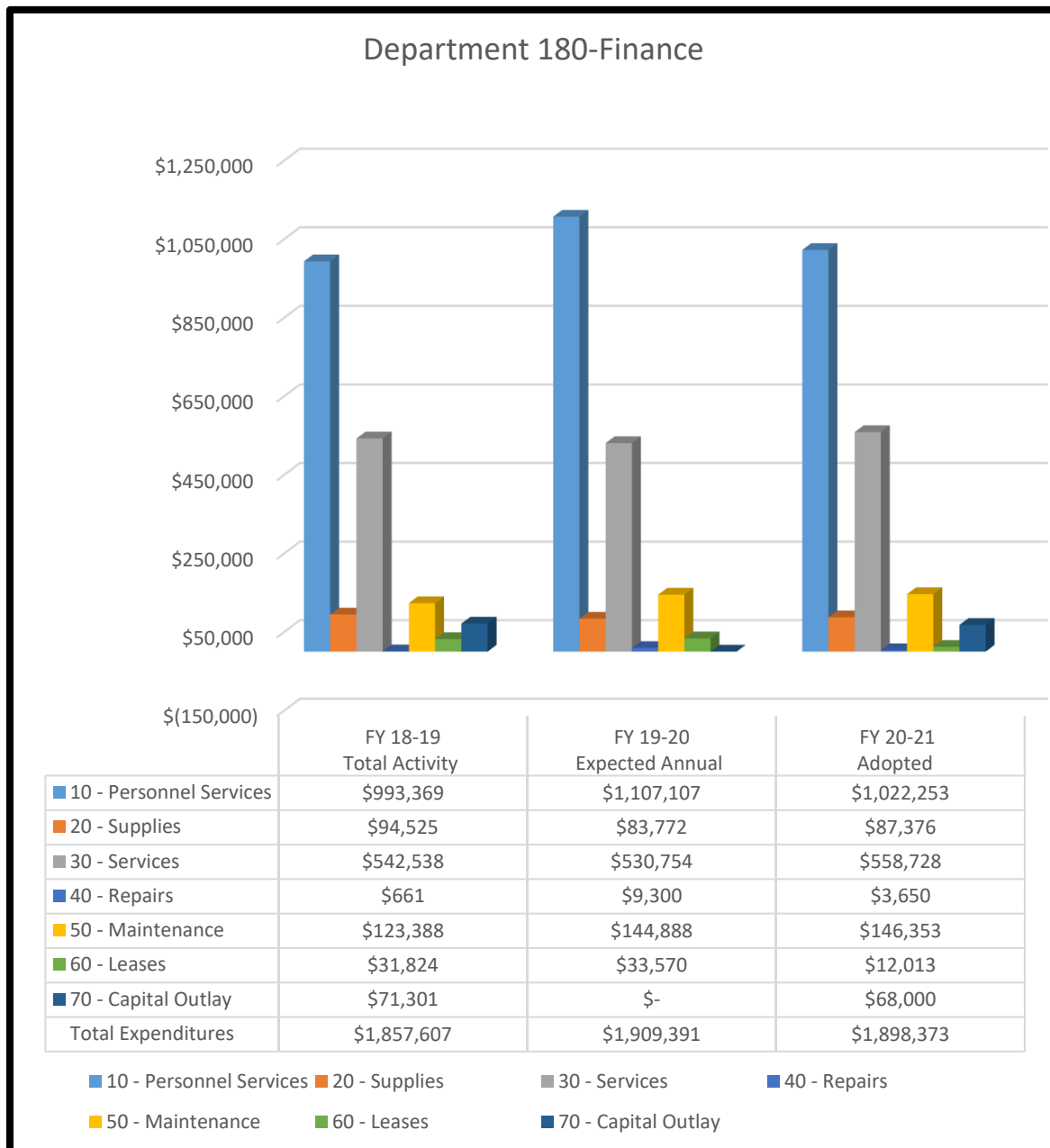
FY 20-21 POSITION SUMMARY

Division	AUTHORIZED POSITIONS				
	FY 16-17	FY 17-18	FY 18-19	FY 19-20	FY 20-21
1801-Finance Administration	6	8	8	8	8
1803-Municipal Court	6	6	6	6	6
1805-Facilities	0	0	8	9	6
1806-Information Technology	3	3	3	3	2
1902-Purchasing	2	0	0	0	0
Total Positions	17	17	25	26	22
Full-Time	15	15	17	18	16
Part-Time	2	2	8	8	6
Total Positions	17	17	25	26	22

FY 20-21 Significant Changes:

In FY 20-21, 2 FT Equipment Operators are being transferred back to Code Compliance Division 1603. The PT employee in the IT Division 1806 was not funded to partially assist funding the new Capital Project Improvements Manager position. One PT employee in the Facilities Division 1805 was unfunded to offer more hours to another PT Facilities employee.

FY 20-21 EXPENDITURES COMPARATIVE





City of Kingsville, TX

General Funds Group Summary

For Fiscal: 10/2019-09/2020 Period Ending: 09/30/2020

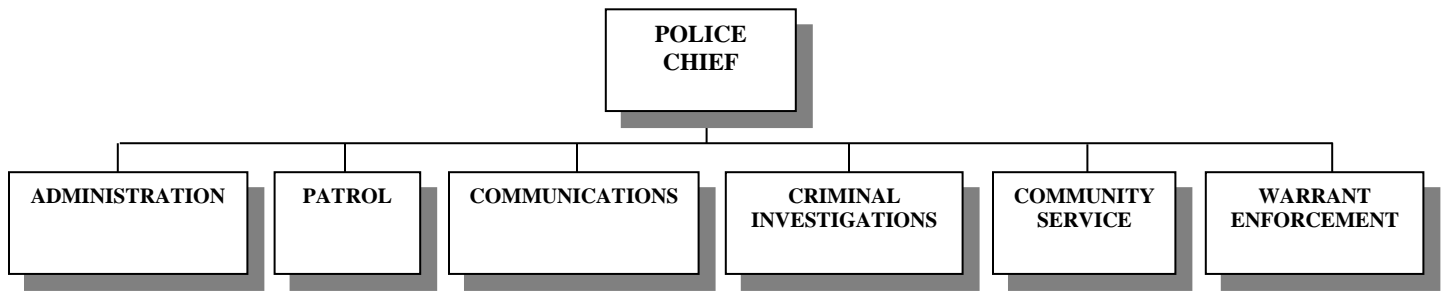
Division	2018 Total Activity	2019 Total Activity	2020 Original Budget	2020 Total Budget (Amended)	2020 YTD Activity	Defined Budgets		
						2020 Expected Annual	2021 City Manager Proposed	2021 City Commission Adopted
Fund: 001 - GENERAL FUND								
Department : 180 - Finance								
AcctType: 4 - Revenue								
Division: 1800 - Finance								
100 - Advalorem Taxes	5,725,126.07	5,702,981.84	5,904,696.00	5,904,696.00	5,750,735.75	5,837,000.00	6,283,322.00	6,283,322.00
200 - Non-Property Taxes	5,808,158.81	6,171,561.05	5,731,800.00	5,731,800.00	4,558,780.72	5,656,750.05	5,970,890.00	5,970,890.00
400 - Fines	891,747.00	861,816.18	812,100.00	812,100.00	607,832.03	630,203.51	770,500.00	770,500.00
500 - General Services Fees	0.00	42,166.13	0.00	0.00	0.00	0.00	0.00	0.00
900 - Interest & Other	1,336.80	1,345.15	6,500.00	6,500.00	1,243.65	1,300.00	1,500.00	1,500.00
Division: 1800 - Finance Total:	12,426,368.68	12,779,870.35	12,455,096.00	12,455,096.00	10,918,592.15	12,125,253.56	13,026,212.00	13,026,212.00
Division: 1803 - Municipal Court								
900 - Interest & Other	0.00	0.00	25,000.00	25,000.00	11.82	11.82	0.00	0.00
Division: 1803 - Municipal Court Total:	0.00	0.00	25,000.00	25,000.00	11.82	11.82	0.00	0.00
AcctType: 4 - Revenue Total:	12,426,368.68	12,779,870.35	12,480,096.00	12,480,096.00	10,918,603.97	12,125,265.38	13,026,212.00	13,026,212.00

General Funds

For Fiscal: 10/2019-09/2020 Period Ending: 09/30/2020

Division	2018 Total Activity	2019 Total Activity	2020 Original Budget	2020 Total Budget (Amended)	2020 YTD Activity	Defined Budgets		2021 City Manager Proposed	2021 City Commission Adopted
						2020 Expected Annual			
AcctType: 5 - Expense									
Division: 1801 - Finance Admin.									
10 - Personnel Services	534,944.91	490,333.87	533,948.00	533,948.00	484,452.53	533,948.00		564,034.00	564,034.00
20 - Supplies	5,073.08	4,771.03	5,996.00	4,465.01	3,954.63	4,465.01		5,000.00	5,000.00
30 - Services	87,377.59	86,830.59	107,412.00	74,289.28	67,915.20	68,579.76		100,046.00	100,046.00
60 - Leases	442.37	1,716.00	1,716.00	2,523.29	2,523.29	2,523.29		2,528.00	2,528.00
85 - Department Reductions	0.00	0.00	0.00	7,775.34	0.00	0.00		0.00	0.00
Division: 1801 - Finance Admin. Total:	627,837.95	583,651.49	649,072.00	623,000.92	558,845.65	609,516.06		671,608.00	671,608.00
Division: 1803 - Municipal Court									
10 - Personnel Services	269,738.95	271,347.57	276,814.00	276,814.00	248,469.95	276,814.00		294,419.00	294,419.00
20 - Supplies	6,803.45	4,035.86	3,566.00	2,566.00	1,548.08	2,479.57		4,136.00	4,136.00
30 - Services	5,518.42	5,545.26	9,229.00	5,878.71	2,349.95	3,687.00		7,379.00	7,379.00
85 - Department Reductions	0.00	0.00	0.00	4,350.29	0.00	0.00		0.00	0.00
Division: 1803 - Municipal Court Total:	282,060.82	280,928.69	289,609.00	289,609.00	252,367.98	282,980.57		305,934.00	305,934.00
Division: 1805 - Facilities Maintenance-GF									
10 - Personnel Services	0.00	78,403.87	133,018.00	134,392.20	118,743.35	131,820.93		0.00	0.00
20 - Supplies	0.00	28,939.76	45,463.00	41,138.39	37,232.92	38,226.96		34,542.00	34,542.00
30 - Services	0.00	147,713.29	160,664.00	150,891.58	147,726.36	152,603.00		154,525.00	154,525.00
40 - Repairs	0.00	660.98	9,300.00	11,100.00	10,406.89	9,300.00		3,650.00	3,650.00
50 - Maintenance	0.00	123,388.28	146,721.00	182,018.03	176,443.04	144,888.10		146,353.00	146,353.00
70 - Capital Outlay	0.00	0.00	0.00	0.00	0.00	0.00		68,000.00	68,000.00
Division: 1805 - Facilities Maintenance-GF Total:	0.00	379,106.18	495,166.00	519,540.20	490,552.56	476,838.99		407,070.00	407,070.00
Division: 1806 - Technology Services									
10 - Personnel Services	0.00	153,283.67	171,327.00	164,523.88	151,959.45	164,523.88		163,800.00	163,800.00
20 - Supplies	0.00	56,778.77	59,600.00	49,520.80	37,320.19	38,600.02		43,698.00	43,698.00
30 - Services	0.00	302,448.74	312,850.00	306,784.47	292,342.67	305,884.47		296,778.00	296,778.00
60 - Leases	0.00	30,107.86	30,215.00	31,046.52	30,573.62	31,046.52		9,485.00	9,485.00
70 - Capital Outlay	0.00	71,301.13	0.00	0.00	0.00	0.00		0.00	0.00
85 - Department Reductions	0.00	0.00	0.00	15,313.21	0.00	0.00		0.00	0.00
Division: 1806 - Technology Services Total:	0.00	613,920.17	573,992.00	567,188.88	512,195.93	540,054.89		513,761.00	513,761.00
AcctType: 5 - Expense Total:	909,898.77	1,857,606.53	2,007,839.00	1,999,339.00	1,813,962.12	1,909,390.51		1,898,373.00	1,898,373.00
Department : 180 - Finance Surplus (Deficit):	11,516,469.91	10,922,263.82	10,472,257.00	10,480,757.00	9,104,641.85	10,215,874.87		11,127,839.00	11,127,839.00
Fund: 001 - GENERAL FUND Surplus (Deficit):	11,516,469.91	10,922,263.82	10,472,257.00	10,480,757.00	9,104,641.85	10,215,874.87		11,127,839.00	11,127,839.00
Report Surplus (Deficit):	11,516,469.91	10,922,263.82	10,472,257.00	10,480,757.00	9,104,641.85	10,215,874.87		11,127,839.00	11,127,839.00

POLICE



DESCRIPTION

The Kingsville Police Department is comprised of 6 divisions, Administration, Patrol, Communications, Criminal Investigations, Community Services, and Warrant Enforcement. The Kingsville Police Department continually strives to make City of Kingsville the safest community in the country by:

- Providing high quality service.
- Continually provide a work environment where people want to come to work and succeed
- Treating all with dignity and respect
- Improving the quality of life
- Partnering with the community to build trust and enable us to identify and solve problems together

DEPARTMENT ACCOMPLISHMENTS








For Fiscal Year 19-20

1. Applied for and Received thru the Office of the Governor-Homeland Security Grant Division 2018 State Homeland Security Program the following pieces of equipment to better outfit our Special Weapons and Tactics unit:

1 Throwbot 2 Base Kit Channel A.2 with OCU II	\$15,495.00 per unit
1 Throwbot 2 Base Kit Channel B.2 with OCU II	\$15,495.00 per unit
2 Search Stick Pole	\$600.00 per unit
2 Tether Reels	\$60.00 per unit
2 Accessory Pack-Deluxe Conversion Kit for Throwbot 2	\$2,000.00 per unit
1 Command Monitoring Station 2.0-Non-Audio and Audio	\$5,495.00 per unit
Shipping and Handling	\$590.00
2 StrongArm LE 100 w/Batteries & Charger	\$6,300.00 per unit
Shipping	\$100.00

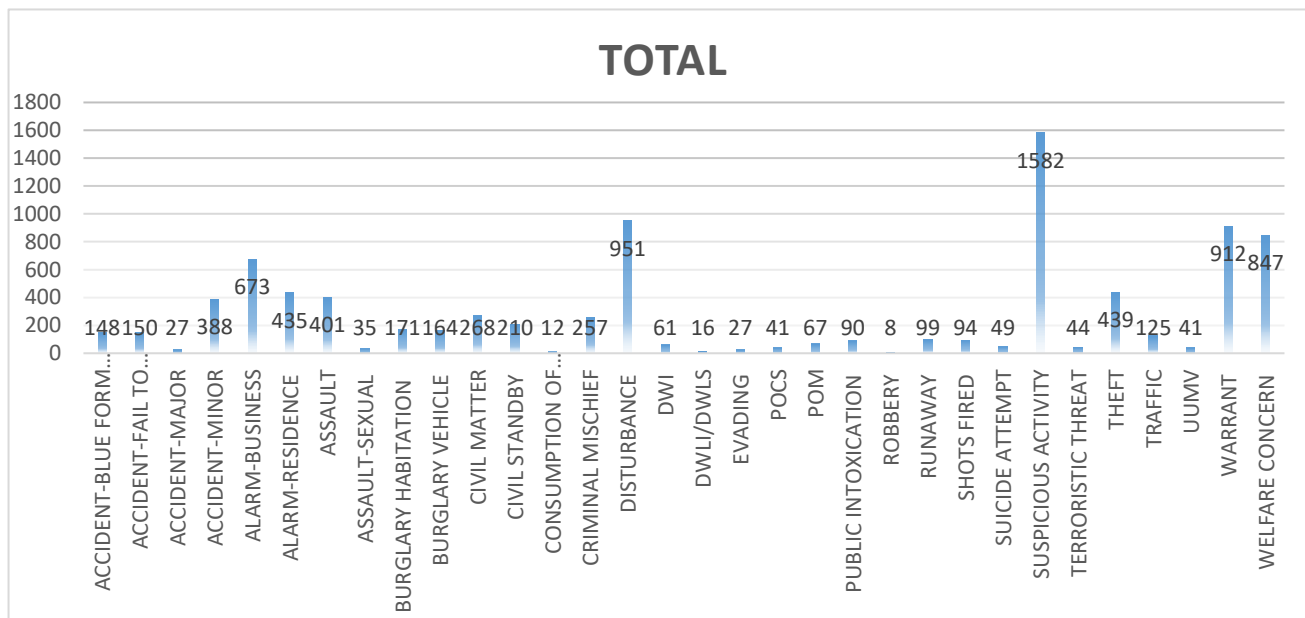
2. Installation on new floors throughout the Kingsville Police Department. Amount funded \$49,950.00.
3. Purchase of five new Chevy Tahoe's in the amount of \$301,667.02. Four to be assigned to the Patrol Division and one to be assigned to the Chief of Police.
4. Purchase of K9 body armor. Funds donated by Allen R. Ware DBA King's Inn in the amount of \$2,156.45.
5. Remodeling of the old Dr. Pepper building, to be utilized by our SLOT Division began on October 24, 2019 and still currently being worked on. Total funds used to date is \$85,407.20.
6. Applied and received Operation Border Star grant in the amount of \$81,407.00 in funds to cover personnel costs for overtime to accomplish mission.
7. Applied and received Operation Stonegarden funds in the amount of \$255,750.21.
 - a. Operational overtime in the amount of \$132,555.21 designated to accomplish the mission of Operation Stonegarden.
 - b. Vehicle operating costs in the amount of \$13,000.00 for to reimburse the City of Kingsville for fuel, lubricants, maintenance and storage of vehicles used for mission.
 - c. Two (2) fully equipped Chevy Tahoes purchased in the amount of \$110,195.00 to accomplish the mission.
8. Continued Kingsville Initiative for Drug Free Zones (Project K.I.D.Z.) whereby staff and officers held events such as National Night Out, our first annual Trunk-or-Treat, La Posada Parade, and Cookies with Santa to enhance community interaction between law enforcement officers and staff and providing drug free messages.
9. Chapter 59 community donations in the amount of \$5,000 each to:
 - a. Palmer Drug Abuse Program
 - b. Kingsville Boys and Girls Club
 - c. Communities in Schools
 - d. Kingsville Boxing Club
 - e. Boy Scouts of America
10. The following courses have been provided to the community by officers and staff.
 - a. Civilian Response Active Shooter Events (CRASE)
 - b. Standard Response Protocol
 - c. Asp Baton & Handcuffing
 - d. Gracie Survival Training
 - e. Methamphetamines and its impact to the community
 - f. Robbery response for bank employees
 - g. Emergency Vehicle Operators course
11. Held a graduation ceremony on December 16, 2019 for the members of the Citizen's Police Academy. Academy was led by Captain Vincent Murray, from September 10, 2019 through December 7, 2019, and consisted of 12 members.

GOALS & OBJECTIVES

Objective	City Commission Vision
<p>Goal: Recruit and replace officer vacancies</p> <p>Objective: Reduce vacancy % of current sworn funded positions.</p>	 Safe and Secure Environment
<p>Goal: Ensure that officers respond with courtesy and respect in a timely manner.</p> <p>Objective: Respond to emergency scenes ensuring standards are followed and measured response times.</p>	 Safe and Secure Environment  Superior City Services
<p>Goal: Continue our high-quality training program for both pre-service and in-service employees.</p> <p>Objective: Provide funding to train staff in the budget.</p>	 Safe and Secure Environment  Superior City Services
<p>Goal: Acquire additional officers, support staff and equipment.</p> <p>Objective: Increases number in personnel.</p>	 Safe and Secure Environment  Superior City Services

PERFORMANCE MEASURES

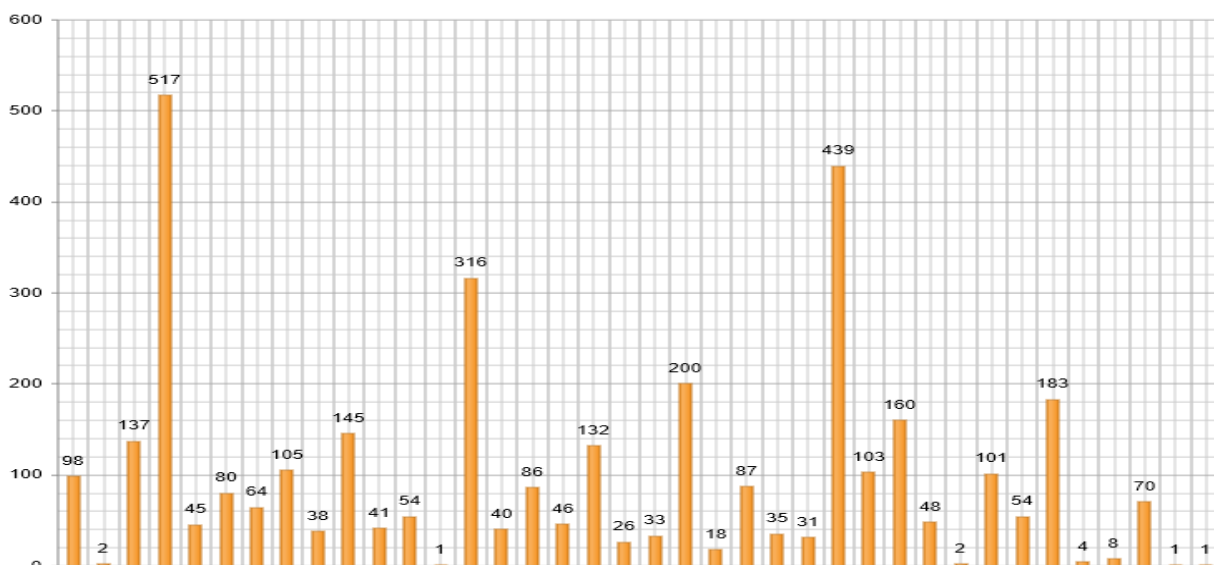
Call Type Analysis
January 01, 2019 – December 31, 2019



1/1/2019 - 12/31/2019

Print

CITATIONS



CALL SUMMARY

		January 2019	February 2019	March 2019	April 2019	May 2019	June 2019
911	Inbound	955	767	896	879	850	1,067
	Abandoned	169	157	163	186	203	199
	Abandoned %	15.04%	16.99%	15.39%	17.46%	19.28%	15.72%
	Unparsed	0	0	0	0	0	0
	Total	1,124	924	1,059	1,065	1,053	1,266
	Avg Call Duration	97.6	77.1	104.5	80.0	73.8	76.0
	Total	1,124	924	1,059	1,065	1,053	1,266

July 2019	August 2019	September 2019	October 2019	November 2019	December 2019	Total
935	935	954	996	966	842	11,042
174	258	252	174	209	166	2,310
15.69%	21.63%	20.90%	14.87%	17.79%	16.47%	17.30%
0	0	0	0	0	0	0
1,109	1,193	1,206	1,170	1,175	1,008	13,352
85.1	64.6	97.4	80.5	66.2	100.3	83.3
1,109	1,193	1,206	1,170	1,175	1,008	13,352

POLICE ADMINISTRATION

FY 20-21 BUDGET HIGHLIGHTS

Division	Change	Personnel	Operations	Capital Outlay	Total Changes
FY 19-20 Original Budget	\$407,964	\$376,326	\$31,638	\$0	\$407,964
FY 20-21 Adopted Budget	\$463,302	\$432,967	\$30,335	\$0	\$463,302
2101 - Police Administration	\$55,338	\$56,641	(\$1,303)	\$0	\$55,338

Change Information**Personnel**

COLA - 2.5% - non-civil service

COLA - 3/5% - civil service

Longevity - additional \$12 per year - non-civil service

Longevity - additional \$36 per year - civil service

Additional health care premiums

Approved Supplemental for Administrative Assistant to Administrative Coordinator

Approved Supplemental for PT Audio Video Technician to FT Help Desk Technician

Operations

Supplies Category decreased \$530

Services Category decreased \$773

POLICE PATROL

FY 20-21 BUDGET HIGHLIGHTS

Division	Change	Personnel	Operations	Capital Outlay	Total Changes
FY 19-20 Original Budget	\$3,343,567	\$2,605,022	\$418,545	\$320,000	\$3,343,567
FY 20-21 Adopted Budget	\$3,409,294	\$2,752,031	\$417,263	\$240,000	\$3,409,294
2102 - Police Patrol	\$65,727	\$147,009	(\$1,282)	(\$80,000)	\$65,727

Change Information**Personnel**

COLA - 2.5% - non-civil service

COLA - 3/5% - civil service

Longevity - additional \$12 per year - non-civil service

Longevity - additional \$36 per year - civil service

Additional health care premiums

Operations

Supplies Category decreased \$17,140

Services Category decreased \$1,000

Leases Category increased \$16,858

Approved Capital Lease payment for new police vehicles - \$38,232

Capital Outlay

Vehicles Category decreased \$80,000

Approved One-Time Supplemental for capital lease for 4 police vehicles - \$240,000

Removed One-Time Supplemental for capital lease for 5 police vehicles - \$320,000

POLICE COMMUNICATIONS

FY 20-21 BUDGET HIGHLIGHTS

Division	Change	Personnel	Operations	Capital Outlay	Total Changes
FY 19-20 Original Budget	\$949,734	\$757,130	\$192,604	\$0	\$949,734
FY 20-21 Adopted Budget	\$1,020,613	\$844,594	\$176,019	\$0	\$1,020,613
2103 - Communications	\$70,879	\$87,464	(\$16,585)	\$0	\$70,879

Change Information**Personnel**

COLA - 2.5%

Longevity - additional \$12 per year

Additional health care premiums

Operations

Supplies Category decreased \$625

Services Category decreased \$12,860

Repairs Category decreased \$1,100

Leases Category decreased \$2,000

POLICE CRIMINAL INVESTIGATION

FY 20-21 BUDGET HIGHLIGHTS

Division	Change	Personnel	Operations	Capital Outlay	Total Changes
FY 19-20 Original Budget	\$1,051,384	\$953,391	\$97,993	\$0	\$1,051,384
FY 20-21 Adopted Budget	\$1,160,289	\$1,081,540	\$78,749	\$0	\$1,160,289
2104 - Criminal Investigations	\$108,905	\$128,149	(\$19,244)	\$0	\$108,905

Change Information**Personnel**

COLA - 2.5% - non-civil service

COLA - 3/5% - civil service

Longevity - additional \$12 per year - non-civil service

Longevity - additional \$36 per year - civil service

Additional health care premiums

Approved Supplemental for new PT Evidence Clerk

Operations

Supplies Category increased \$5,548

Approved Permanent Supplemental - Alcohol Blood Test Kit - \$163

Approved One-Time Supplemental - Additional Supplies - \$3,600

Approved One-Time Supplemental - Additional Uniforms, Vest Carriers & Alterations - \$300

Approved One-Time Supplemental - Miscellaneous Tools and Equipment - \$1,132

Approved One-Time Supplemental - Office Jet 200 Portable Printer x 2 & DVD Player - \$900

Services Category decreased \$10,000

Repairs Category decreased \$14,760

Leases Category decreased \$32

POLICE COMMUNITY SERVICE

FY 20-21 BUDGET HIGHLIGHTS

Division	Change	Personnel	Operations	Capital Outlay	Total Changes
FY 19-20 Original Budget	\$169,094	\$104,675	\$64,419	\$0	\$169,094
FY 20-21 Adopted Budget	\$191,856	\$128,997	\$62,859	\$0	\$191,856
2105 - Community Service	\$22,762	\$24,322	(\$1,560)	\$0	\$22,762

Change Information**Personnel**

COLA - 3/5% - civil service

Longevity - additional \$36 per year - civil service

Additional health care premiums

Operations

Supplies Category decreased \$250

Services Category decreased \$1,000

Repairs Category decreased \$310

POLICE WARRANTS

FY 20-21 BUDGET HIGHLIGHTS

Division	Change	Personnel	Operations	Capital Outlay	Total Changes
FY 19-20 Original Budget	\$92,915	\$80,794	\$12,121	\$0	\$92,915
FY 20-21 Adopted Budget	\$100,749	\$90,863	\$9,886	\$0	\$100,749
2106 - Warrants Enforcement	\$7,834	\$10,069	(\$2,235)	\$0	\$7,834

Change Information**Personnel**

COLA - 3/5% - civil service

Longevity - additional \$36 per year - civil service

Additional health care premiums

Operations

Supplies Category decreased \$1,735

Repairs Category decreased \$500

FY 20-21 POSITION SUMMARY

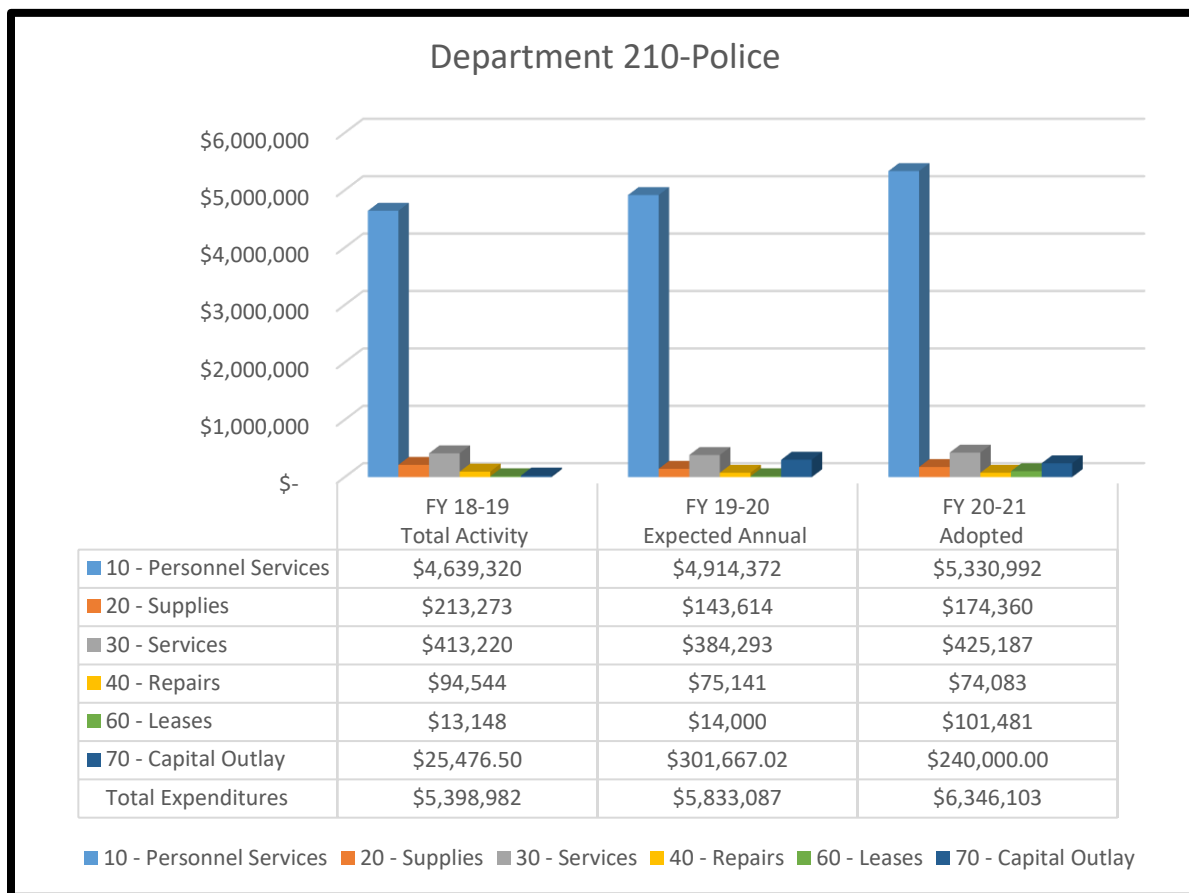
Division	AUTHORIZED POSITIONS				
	FY 16-17	FY 17-18	FY 18-19	FY 19-20	FY 20-21
2101-Police Administration	4	4	4	5	5
2102-Police Patrol	33	33	35	35	35
2103-Communications	15	15	15	15	15
2104-Criminal Investigations	15	15	13	13	14
2105-Community Services	1	1	1	1	1
2106-Warrants	1	1	1	1	1
Total Positions	69	69	69	70	71
Full-Time	69	69	69	69	70
Part-Time	0	0	0	1	1
Total Positions	69	69	69	70	71

FY 20-21 Significant Changes:

PT Video Technician changed to FT Help Desk Technician

New PT Evidence Clerk

FY 2021 EXPENDITURES COMPARATIVE





City of Kingsville, TX

General Funds Group Summary

For Fiscal: 10/2019-09/2020 Period Ending: 09/30/2020

Division	2018 Total Activity	2019 Total Activity	2020 Original Budget	2020 Total Budget (Amended)	2020 YTD Activity	Defined Budgets			
						2020 Expected Annual	2021 City Manager Proposed	2021 City Commission Adopted	
Fund: 001 - GENERAL FUND									
Department : 210 - Police									
AcctType: 4 - Revenue									
Division: 2100 - Police									
500 - General Services Fees	17,676.61	26,512.20	16,000.00	16,000.00	8,631.06	9,100.00	12,200.00	12,200.00	
900 - Interest & Other	11,636.58	4,393.97	2,000.00	2,000.00	1,209.61	1,209.61	3,000.00	3,000.00	
Division: 2100 - Police Total:	29,313.19	30,906.17	18,000.00	18,000.00	9,840.67	10,309.61	15,200.00	15,200.00	
Division: 2102 - Patrol									
500 - General Services Fees	0.00	0.00	320,000.00	320,000.00	301,667.02	301,667.02	240,000.00	240,000.00	
700 - Grants	0.00	0.00	0.00	2,156.45	2,156.45	2,156.45	0.00	0.00	
Division: 2102 - Patrol Total:	0.00	0.00	320,000.00	322,156.45	303,823.47	303,823.47	240,000.00	240,000.00	
AcctType: 4 - Revenue Total:	29,313.19	30,906.17	338,000.00	340,156.45	313,664.14	314,133.08	255,200.00	255,200.00	

General Funds

For Fiscal: 10/2019-09/2020 Period Ending: 09/30/2020

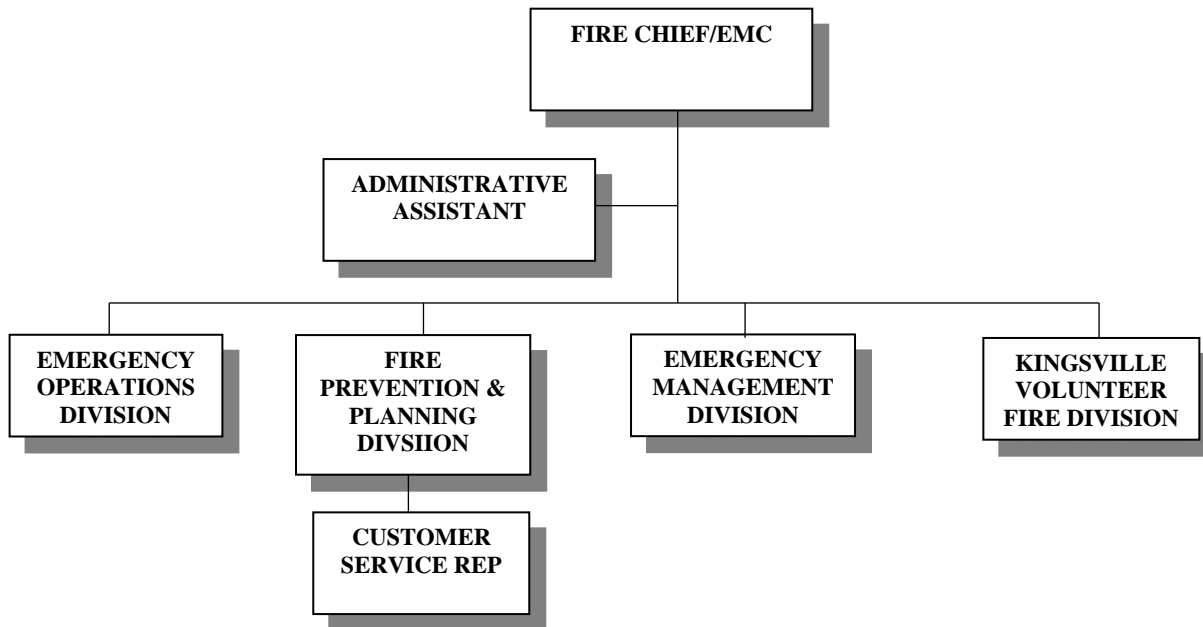
Division	2018 Total Activity	2019 Total Activity	2020 Original Budget	2020 Total Budget (Amended)	2020 YTD Activity	Defined Budgets		
						2020 Expected Annual	2021 City Manager Proposed	2021 City Commission Adopted
AcctType: 5 - Expense								
Division: 2101 - Administration								
10 - Personnel Services	326,069.14	343,119.79	376,326.00	376,814.00	342,601.68	376,814.00	432,967.00	432,967.00
20 - Supplies	12,009.87	48,183.06	12,908.00	12,765.85	13,694.18	12,877.85	12,378.00	12,378.00
30 - Services	8,294.04	14,745.06	17,147.00	9,900.31	7,963.70	9,788.31	16,374.00	16,374.00
40 - Repairs	1,128.99	2,841.41	1,583.00	3,283.00	2,424.33	3,283.00	1,583.00	1,583.00
70 - Capital Outlay	0.00	25,476.50	0.00	0.00	0.00	0.00	0.00	0.00
85 - Department Reductions	0.00	0.00	0.00	7,388.84	0.00	0.00	0.00	0.00
Division: 2101 - Administration Total:	347,502.04	434,365.82	407,964.00	410,152.00	366,683.89	402,763.16	463,302.00	463,302.00
Division: 2102 - Patrol								
10 - Personnel Services	2,539,723.79	2,541,866.97	2,605,022.00	2,627,726.35	2,272,665.58	2,627,726.35	2,752,031.00	2,752,031.00
20 - Supplies	141,448.94	109,951.04	121,890.00	90,058.45	75,404.47	85,992.45	104,750.00	104,750.00
30 - Services	175,907.19	168,507.50	180,000.00	167,922.00	164,645.96	160,510.00	179,000.00	179,000.00
40 - Repairs	40,052.76	66,985.62	46,000.00	44,000.00	40,835.93	44,000.00	46,000.00	46,000.00
60 - Leases	0.00	0.00	70,655.00	0.00	0.00	0.00	87,512.69	87,512.69
70 - Capital Outlay	0.00	0.00	320,000.00	304,393.02	303,792.70	301,667.02	240,000.00	240,000.00
85 - Department Reductions	0.00	0.00	0.00	134,327.98	0.00	0.00	0.00	0.00
Division: 2102 - Patrol Total:	2,897,132.68	2,887,311.13	3,343,567.00	3,368,427.80	2,857,344.64	3,219,895.82	3,409,293.69	3,409,293.69
Division: 2103 - Communications								
10 - Personnel Services	676,350.18	708,979.04	757,130.00	760,230.00	632,683.29	758,164.00	844,594.00	844,594.00
20 - Supplies	6,270.56	8,458.69	6,675.00	3,205.44	1,508.97	2,850.00	6,050.00	6,050.00
30 - Services	120,502.57	176,149.33	181,079.00	171,428.01	158,105.77	160,428.00	168,219.00	168,219.00
40 - Repairs	339.93	3,429.63	2,850.00	663.00	0.00	663.00	1,750.00	1,750.00
60 - Leases	0.00	0.00	2,000.00	0.01	0.00	0.00	0.00	0.00
85 - Department Reductions	0.00	0.00	0.00	16,269.78	0.00	0.00	0.00	0.00
Division: 2103 - Communications Total:	803,463.24	897,016.69	949,734.00	951,796.24	792,298.03	922,105.00	1,020,613.00	1,020,613.00
Division: 2104 - Crim Investigation Div								
10 - Personnel Services	982,144.18	906,858.34	953,391.00	966,198.65	881,142.09	966,198.65	1,081,540.00	1,081,540.00
20 - Supplies	19,543.21	23,314.65	20,565.00	20,837.27	19,449.79	20,653.27	26,113.00	26,113.00
30 - Services	14,367.99	12,799.31	28,668.00	14,961.95	13,848.19	15,145.95	18,668.00	18,668.00
40 - Repairs	8,923.01	14,384.95	34,760.00	22,960.00	18,425.38	23,060.00	20,000.00	20,000.00
60 - Leases	12,880.08	13,148.25	14,000.00	14,000.00	13,746.74	14,000.00	13,968.00	13,968.00
85 - Department Reductions	0.00	0.00	0.00	24,133.78	0.00	0.00	0.00	0.00
Division: 2104 - Crim Investigation Div Total:	1,037,858.47	970,505.50	1,051,384.00	1,063,091.65	946,612.19	1,039,057.87	1,160,289.00	1,160,289.00
Division: 2105 - Community Services								
10 - Personnel Services	52,369.96	54,485.44	104,675.00	65,575.00	34,672.01	104,675.00	128,997.00	128,997.00
20 - Supplies	11,092.84	18,342.73	21,219.00	17,538.73	17,538.59	17,510.00	20,969.00	20,969.00
30 - Services	40,231.03	38,735.60	41,140.00	36,670.00	30,056.46	36,670.00	40,140.00	40,140.00
40 - Repairs	37.56	1,841.69	2,060.00	1,512.77	1,027.18	1,060.00	1,750.00	1,750.00

General Funds

For Fiscal: 10/2019-09/2020 Period Ending: 09/30/2020

Division	2018 Total Activity	2019 Total Activity	2020 Original Budget	2020 Total Budget (Amended)	2020 YTD Activity	Defined Budgets		2021 City Manager Proposed	2021 City Commission Adopted
						2020 Expected Annual			
85 - Department Reductions	0.00	0.00	0.00	9,178.99	0.00	0.00		0.00	0.00
Division: 2105 - Community Services Total:	103,731.39	113,405.46	169,094.00	130,475.49	83,294.24	159,915.00		191,856.00	191,856.00
Division: 2106 - Warrant Enforcement									
10 - Personnel Services	79,126.45	84,010.44	80,794.00	80,794.00	67,985.78	80,794.00		90,863.00	90,863.00
20 - Supplies	6,239.72	5,023.32	5,835.00	4,163.33	2,583.13	3,730.00		4,100.00	4,100.00
30 - Services	2,383.06	2,282.81	2,786.00	1,751.00	1,531.20	1,751.00		2,786.00	2,786.00
40 - Repairs	2,002.80	5,060.94	3,500.00	2,575.09	1,055.46	3,074.82		3,000.00	3,000.00
85 - Department Reductions	0.00	0.00	0.00	3,587.85	0.00	0.00		0.00	0.00
Division: 2106 - Warrant Enforcement Total:	89,752.03	96,377.51	92,915.00	92,871.27	73,155.57	89,349.82		100,749.00	100,749.00
AcctType: 5 - Expense Total:	5,279,439.85	5,398,982.11	6,014,658.00	6,016,814.45	5,119,388.56	5,833,086.67		6,346,102.69	6,346,102.69
Department : 210 - Police Surplus (Deficit):	-5,250,126.66	-5,368,075.94	-5,676,658.00	-5,676,658.00	-4,805,724.42	-5,518,953.59		-6,090,902.69	-6,090,902.69
Fund: 001 - GENERAL FUND Surplus (Deficit):	-5,250,126.66	-5,368,075.94	-5,676,658.00	-5,676,658.00	-4,805,724.42	-5,518,953.59		-6,090,902.69	-6,090,902.69
Report Surplus (Deficit):	-5,250,126.66	-5,368,075.94	-5,676,658.00	-5,676,658.00	-4,805,724.42	-5,518,953.59		-6,090,902.69	-6,090,902.69

FIRE



DESCRIPTION

The Kingsville Fire Department is responsible for Fire Administration, Emergency Operations, Fire Prevention and Planning, Emergency Management and the coordination & management of our Kingsville Volunteer Fire Fighters.

Within the Emergency Operations Division the Kingsville Fire Department provides fire suppression, first responder, emergency medical services (EMS), rescue response, and assist the Fire Marshal with company fire inspections within the city. They respond to residential & commercial structure fires, wildland fires, and provide technical rescue & hazardous materials expertise in such incidents. They also provide Emergency Medical Services through Advanced Life & Basic Life Support response and transport to our city residents through qualified EMS personnel, specialized EMS apparatus, and equipment.

The Fire Prevention and Planning Division provides fire code enforcement, fire inspections, and plan reviews of new city developments and construction. The Division also conducts annual inspections of existing businesses to ensure adopted fire code compliance along with conducting fire cause & origin investigations of all structure fires and prepares arson cases in collaboration with the police department when suspicious activity is discovered. In addition, provide support by registering and conducting ambulance inspections of private ambulance services operating within the City.

The Emergency Management Division provides emergency management preparedness for the city by conducting and evaluating various assessments to identify threats, vulnerabilities, and needs. Then preparing and updating the city's emergency operations plan to reflect current best practices

and needs. In addition, Emergency Management prepares and coordinates emergency operations center activities during exercises and actual natural or manmade events/incidents.






Lastly, the management of the Kingsville Volunteer Fire Division is coordinated through the Kingsville FD to ensure safety, accountability, and consistency of all fire personnel responding to our City’s emergencies.





DEPARTMENT ACCOMPLISHMENTS

For Fiscal Year 19-20

1. Promotions: 1- Captain, 1- Lieutenant, and 1- Engineer.
2. Completed Brush Truck Renovation to Include New Pump and Tank.
3. Updated from 2009 to 2018 Edition of the International Fire Code.
4. Increased Fire Permitting Efficiency by Upgrading the Fee Schedules to Match Fire Codes.
5. Maintained an Overall Average of Less than 5-Minute Response Time.
6. Implemented Weekly Fire/EMS Training Drills to Improve Operational Proficiency of High-Risk Low-Frequency Events.
7. Implemented Monthly Training Schedule to Include Joint Training with KVFD and Area Fire Departments for Improved Mutual Aid Operations.

GOALS & OBJECTIVES

OBJECTIVES	City Commission Vision
<p>Goal: Community event participation rate</p> <p>Objective: Increase KFD participation within the community by maintaining an 85% Participation Rate.</p>	 Community Involvement  Community Partnership
<p>Goal: Pass required state inspections.</p> <p>Objective: Pass Texas Commission on Fire Protection (TCFP) inspection with zero uncorrectable discrepancies.</p>	 Superior City Services
<p>Goal: Maintain an appropriate industry standard response time within our community.</p> <p>Objective: Maintain a 5 minute or less emergency response time 90% of the time.</p>	 Safe and Secure Environment
<p>Goal: Maintain an adequate annual inspection rate within the FMO.</p> <p>Objective: Increase FMO Annual Inspection Rate from last FY. 65% Annual Inspection Rate within the FMO.</p>	 Superior City Services

OBJECTIVES	City Commission Vision
<p>Goal: Replace aging fleet with safe and adequate apparatus.</p>	 Superior City Services
<p>Goal: Enhance firefighter safety by increasing FD staff.</p> <p>Objective: Research, prepare, and present a FD Staffing Analysis & Recommendation.</p>	 Superior City Services
<p>Goal: Increase overall professional development and training of personnel.</p> <p>Objective: Enhance knowledge and skill levels of personnel to provide a more robust level of professionalism and service to the community.</p>	 Superior City Services  Safe and Secure Environment

PERFORMANCE MEASURES

Call Volume	2016	2017	2018	2019
EMS	2830	3005	2999	3074
Fire	512	641	608	723
Total Calls	3342	3646	3607	3797
Response Times				
Ave. Resp. Time	4:39	4:26	4:18	4:27

Beginning in FY 20-21 this division will begin tracking the following performance indicators:

- Timely respond to all calls
 - Average response time 1st arriving unit for structure fires in minutes and seconds
 - Average response time 1st arriving unit for medical calls in minutes and seconds

FY 20-21 BUDGET HIGHLIGHTS

Division	Change	Personnel	Operations	Capital Outlay	Total Changes
FY 19-20 Original Budget	\$3,389,418	\$2,863,033	\$526,385	\$0	\$3,389,418
FY 20-21 Adopted Budget	\$3,570,357	\$3,051,159	\$441,683	\$77,515	\$3,570,357
2200 - Fire Department	\$180,939	\$188,126	(\$84,702)	\$77,515	\$180,939

Change Information

Personnel

- COLA - 2.5% - non-civil service
- COLA - 3/5% - civil service
- Longevity - additional \$12 per year - non-civil service
- Longevity - additional \$3 per year - civil service
- Additional health care premiums

Operations

- Supplies Category decreased \$31,896
 - Removed Prior Year One-Time Supplemental - dumbbells & rack - \$1,051
 - Removed Prior Year One-Time Supplemental - CPR training equipment - \$1,245
 - Removed Prior Year One-Time Supplemental - Slide out bed unit - \$3,475
 - Removed Prior Year One-Time Supplemental - Gas monitors & calibration station - \$5,884
 - Removed Prior Year One-Time Supplemental - Mavic Pro drone - \$1,305
- Services Category decreased \$50,200
 - Removed Prior Year One-Time Supplemental - Ambulance supplemental payment program fee - \$32,500
 - Removed Prior Year One-Time Supplemental - Engine front bumper - \$7,832
- Repairs Category decreased \$14,932
- Maintenance Category decreased \$77,726
- Leases Category increased \$90,052

Capital Outlay

- Vehicle Category increased \$77,515
 - Approved 1010 Vehicle funded through a 7 year capital lease

FY 2020-2021 POSITION SUMMARY

Division	AUTHORIZED POSITIONS				
	FY 16-17	FY 17-18	FY 18-19	FY 19-20	FY 20-21
2200-Fire	33	34	35	35	35
Full-Time	33	33	34	34	34
Part-Time	0	1	1	1	1
Total Positions	33	34	35	35	35

FY 20-21 Significant Changes: No Changes

VOLUNTEER FIREFIGHTERS

FY 20-21 BUDGET HIGHLIGHTS

Division	Change	Personnel	Operations	Capital Outlay	Total Changes
FY 19-20 Original Budget	\$61,904	\$18,895	\$43,009	\$0	\$61,904
FY 20-21 Adopted Budget	\$51,445	\$15,995	\$35,450	\$0	\$51,445
2250 - Volunteer Fire	(\$10,459)	(\$2,900)	(\$7,559)	\$0	(\$10,459)

Change Description

Personnel

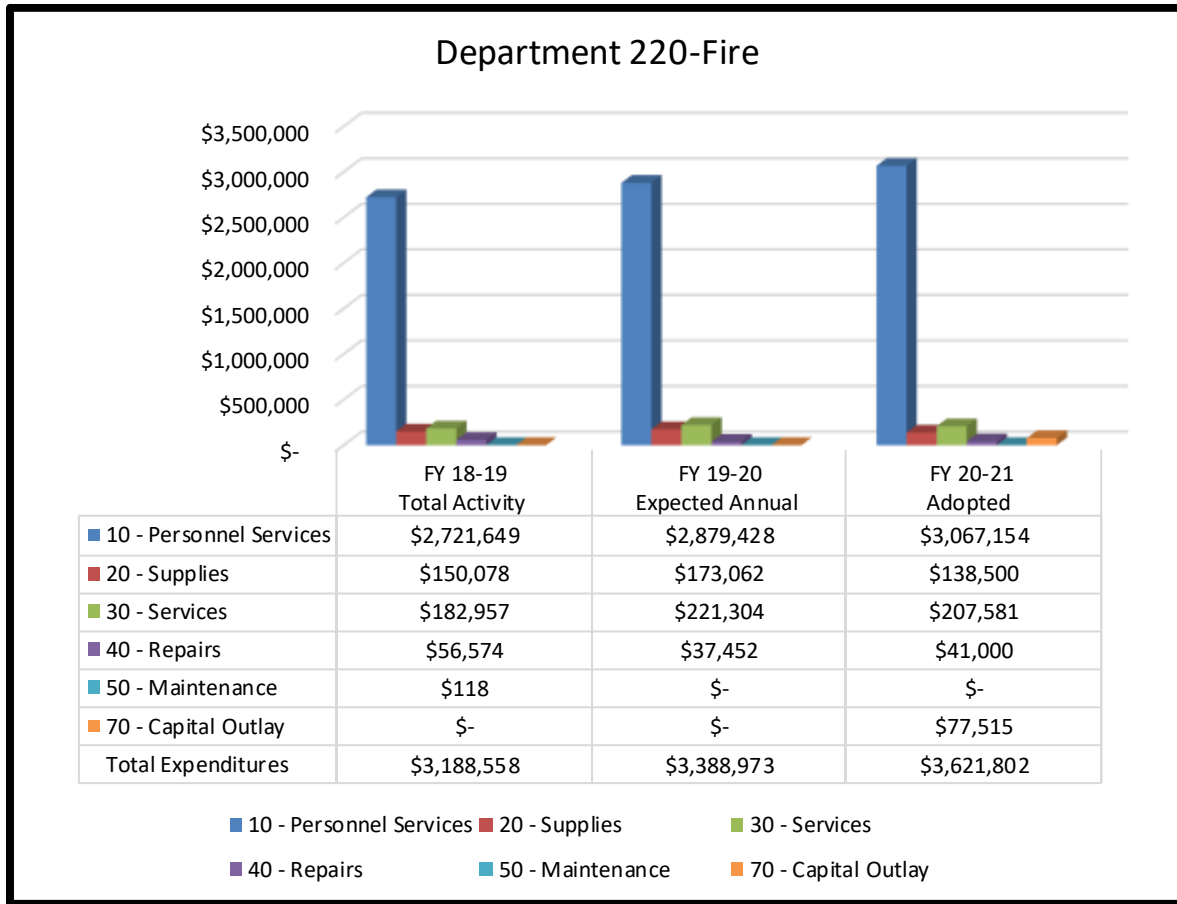
Retirement decreased

Operations

Supplies Category decreased \$4,850

Services Category decreased \$2,729

FY 20-21 EXPENDITURES COMPARATIVE





City of Kingsville, TX

General Funds Group Summary

For Fiscal: 10/2019-09/2020 Period Ending: 09/30/2020

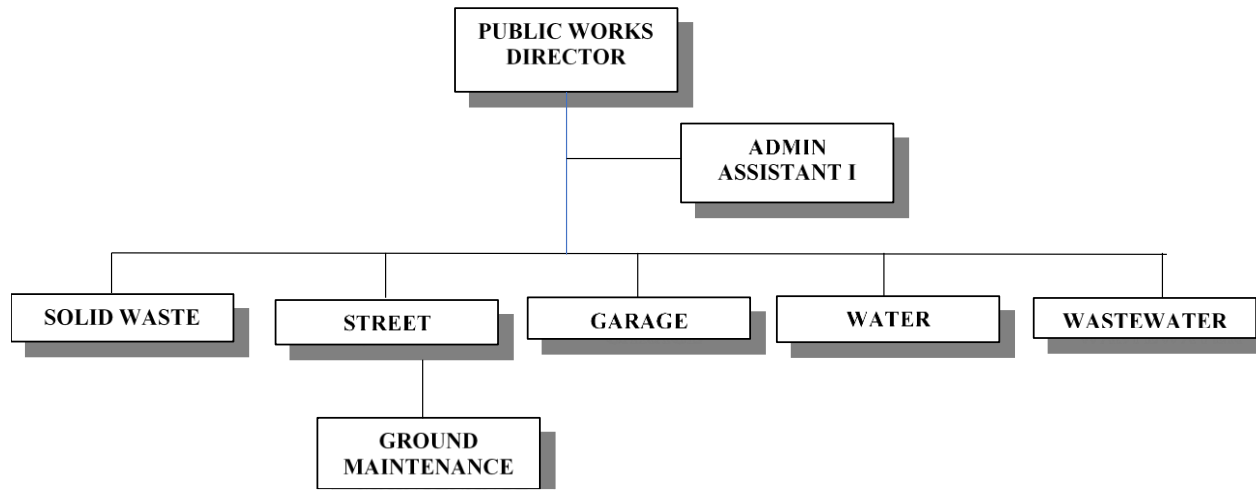
Division	2018 Total Activity	2019 Total Activity	2020 Original Budget	2020 Total Budget (Amended)	2020 YTD Activity	Defined Budgets		
						2020 Expected Annual	2021 City Manager Proposed	2021 City Commission Adopted
Fund: 001 - GENERAL FUND								
Department : 220 - Fire								
AcctType: 4 - Revenue								
Division: 2200 - Fire								
300 - Permits & Licenses	25,075.10	46,731.49	42,400.00	42,400.00	56,079.20	55,000.00	52,750.00	52,750.00
500 - General Services Fees	610,923.93	671,720.92	575,000.00	587,992.95	576,778.16	635,934.00	697,515.00	697,515.00
Division: 2200 - Fire Total:	635,999.03	718,452.41	617,400.00	630,392.95	632,857.36	690,934.00	750,265.00	750,265.00
AcctType: 4 - Revenue Total:	635,999.03	718,452.41	617,400.00	630,392.95	632,857.36	690,934.00	750,265.00	750,265.00
AcctType: 5 - Expense								
Division: 2200 - Fire								
10 - Personnel Services	2,744,074.65	2,711,821.28	2,863,033.00	2,860,533.00	2,617,248.15	2,860,533.00	3,051,159.00	3,051,159.00
20 - Supplies	131,617.93	141,665.60	160,896.00	167,533.33	153,898.54	164,538.36	129,000.00	129,000.00
30 - Services	146,225.05	165,463.51	233,831.00	202,946.03	190,798.02	203,441.94	183,631.00	183,631.00
40 - Repairs	102,106.45	56,176.29	53,932.00	44,312.78	42,743.50	35,452.43	39,000.00	39,000.00
50 - Maintenance	0.00	117.96	0.00	0.00	0.00	0.00	0.00	0.00
60 - Leases	36,992.02	77,183.54	77,726.00	77,726.00	77,703.44	77,726.00	90,052.04	90,052.04
70 - Capital Outlay	0.00	0.00	0.00	0.00	0.00	0.00	77,515.00	77,515.00
85 - Department Reductions	0.00	0.00	0.00	62,000.00	0.00	0.00	0.00	0.00
95 - Prior Yr Adjustments	22.25	0.00	0.00	0.00	0.00	0.00	0.00	0.00
Division: 2200 - Fire Total:	3,161,038.35	3,152,428.18	3,389,418.00	3,415,051.14	3,082,391.65	3,341,691.73	3,570,357.04	3,570,357.04
AcctType: 5 - Expense Total:	3,161,038.35	3,152,428.18	3,389,418.00	3,415,051.14	3,082,391.65	3,341,691.73	3,570,357.04	3,570,357.04
Department : 220 - Fire Surplus (Deficit):	-2,525,039.32	-2,433,975.77	-2,772,018.00	-2,784,658.19	-2,449,534.29	-2,650,757.73	-2,820,092.04	-2,820,092.04

General Funds

For Fiscal: 10/2019-09/2020 Period Ending: 09/30/2020

Division	2018 Total Activity	2019 Total Activity	2020 Original Budget	2020 Total Budget (Amended)	2020 YTD Activity	Defined Budgets		2021 City Manager Proposed	2021 City Commission Adopted
						2020 Expected Annual			
Department : 225 - Volunteer Fire									
AcctType: 5 - Expense									
Division: 2250 - Volunteer Fire									
10 - Personnel Services	14,168.64	9,827.35	18,895.00	18,895.00	5,766.84	18,895.00		15,995.00	15,995.00
20 - Supplies	27,459.49	8,411.98	14,330.00	8,523.85	8,026.22	8,523.84		9,500.00	9,500.00
30 - Services	15,914.91	17,493.11	26,679.00	17,862.10	13,450.04	17,862.10		23,950.00	23,950.00
40 - Repairs	803.35	397.81	2,000.00	2,000.00	1,696.89	2,000.00		2,000.00	2,000.00
85 - Department Reductions	0.00	0.00	0.00	14,623.05	0.00	0.00		0.00	0.00
Division: 2250 - Volunteer Fire Total:	58,346.39	36,130.25	61,904.00	61,904.00	28,939.99	47,280.94		51,445.00	51,445.00
AcctType: 5 - Expense Total:	58,346.39	36,130.25	61,904.00	61,904.00	28,939.99	47,280.94		51,445.00	51,445.00
Department : 225 - Volunteer Fire Total:	58,346.39	36,130.25	61,904.00	61,904.00	28,939.99	47,280.94		51,445.00	51,445.00
Total Revenues	635,999.03	718,452.41	617,400.00	630,392.95	632,857.36	690,934.00		750,265.00	750,265.00
Total Expenses	3,219,384.74	3,188,558.43	3,451,322.00	3,476,955.14	3,111,331.64	3,388,972.67		3,621,802.04	3,621,802.04
Fund: 001 - GENERAL FUND Surplus (Deficit):	-2,583,385.71	-2,470,106.02	-2,833,922.00	-2,846,562.19	-2,478,474.28	-2,698,038.67		-2,871,537.04	-2,871,537.04
Report Surplus (Deficit):	-2,583,385.71	-2,470,106.02	-2,833,922.00	-2,846,562.19	-2,478,474.28	-2,698,038.67		-2,871,537.04	-2,871,537.04

PUBLIC WORKS



Beginning FY 20-21, Division 3000 will no longer consist of both Engineering & Public Works. This division will only consist of Public Works.

DESCRIPTION

The Engineering/Public Works-Administration Division provides support to major department functions through special project, department engineering and support, construction technical support, utility design, project funding management, inter-agency relations and coordination, public safety and graphic information systems. Water Construction, Water Production, Ground Maintenance, Wastewater, and Capital Improvements all report to Public Works Admin in the Utility Fund.

FY 20-21 BUDGET HIGHLIGHTS

Division	Change	Personnel	Operations	Capital Outlay	Total Changes
FY 19-20 Original Budget	\$236,395	\$183,656	\$35,239	\$17,500	\$236,395
FY 20-21 Adopted Budget	\$10,420	\$0	\$10,420	\$0	\$10,420
3000-Public Works Admin	(\$225,975)	(\$183,656)	(\$24,819)	(\$17,500)	(\$225,975)

Change Description

Personnel

In FY 19-20, this division was split funded with Utility Fund 50-50. In FY 20-21, all expenditures with the exception of the Personnel costs, supports Public Works administration 100%. All employees were transferred over to Utility Fund and General Fund transfers 50% of the personnel costs in an effort to not actually split the employees in the Payroll system.

Operations

Supplies Category increased \$549

Services Category decreased \$22,569

Removed Prior Year One-Time Supplemental - Infrastructure Mgmt Svcs - \$20,000

Leases Category decreased \$2,799

Capital Outlay

Vehicle Category decreased \$17,500

Removed Prior Year One-Time Supplemental - 50% Cost of new truck

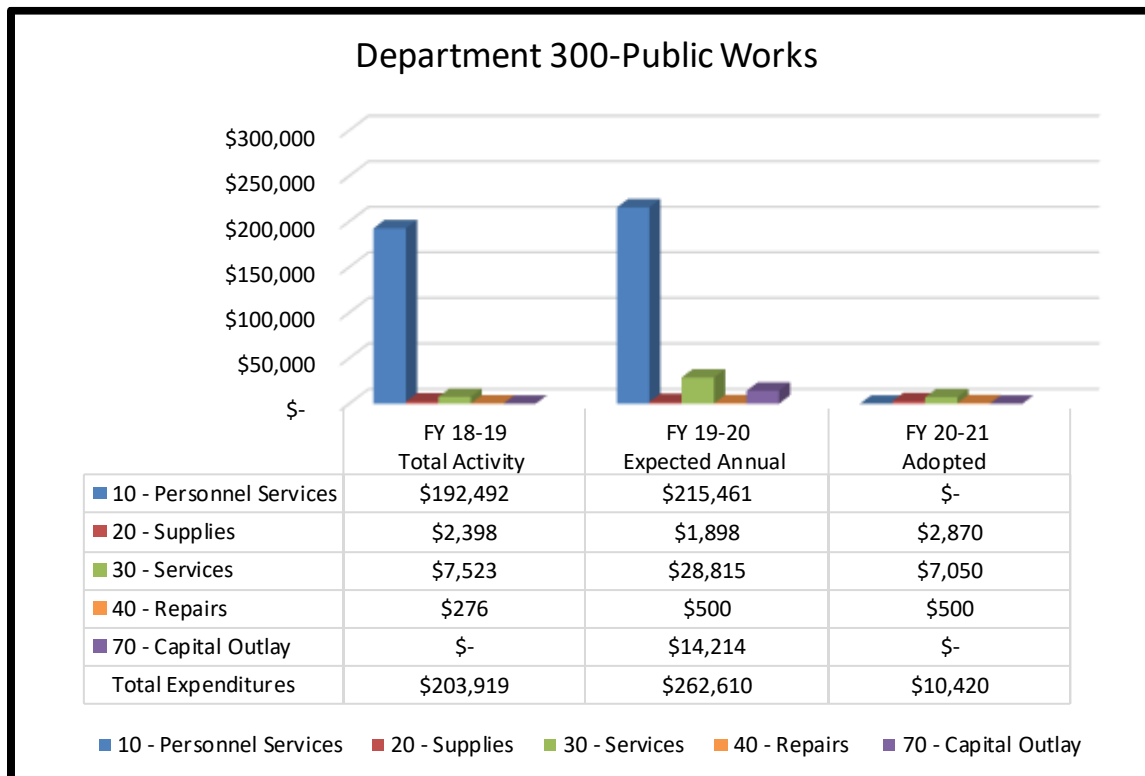
FY 20-21 POSITION SUMMARY

Division	AUTHORIZED POSITIONS				
	FY 16-17	FY 17-18	FY 18-19	FY 19-20	FY 20-21
3000-PW Admin	3.5	3.5	3.5	4	0
Total Positions	3.5	3.5	3.5	4	0
Full-Time	2	2	2	3	0
Part-Time	1.5	1.5	1.5	1.5	0
Total Positions	3.5	3.5	3.5	4.5	0

FY 20-21 Significant Changes:

This division is a split division between General Fund-3000 and Utility Fund-8000. The numbers above in past FY's represent the number of employees that were split 50-50. In FY 20-21, all employees were moved to the Utility Fund so that the employees would not have to be split in the payroll system and General Fund is setup to transfer it's share of the employee costs to the Utility Fund.

FY 20-21 EXPENDITURES COMPARATIVE



General Funds

For Fiscal: 10/2019-09/2020 Period Ending: 09/30/2020

Divisio...	2018 Total Activity	2019 Total Activity	2020 Original Budget	2020 Total Budget (Amended)	2020 YTD Activity	Defined Budgets		2021 City Manager Proposed	2021 City Commission Adopted
						2020 Expected Annual			
Department : 300 - Public Works									
AcctType: 5 - Expense									
Division: 3000 - Public Works									
10 - Personnel Services	170,496.98	192,491.97	183,656.00	196,815.89	173,374.00	215,461.00	0.00	0.00	
20 - Supplies	10,084.61	2,398.13	2,321.00	1,898.00	1,206.37	1,898.00	2,870.00	2,870.00	
30 - Services	6,705.69	7,522.67	29,619.00	29,017.00	26,186.56	28,815.42	7,050.00	7,050.00	
40 - Repairs	687.99	275.59	500.00	500.00	98.85	500.00	500.00	500.00	
60 - Leases	577.20	1,230.50	2,799.00	1,722.00	1,722.00	1,722.00	0.00	0.00	
70 - Capital Outlay	0.00	0.00	17,500.00	14,479.44	14,213.44	14,214.00	0.00	0.00	
85 - Department Reductions	0.00	0.00	0.00	5,651.67	0.00	0.00	0.00	0.00	
Division: 3000 - Public Works Total:	188,552.47	203,918.86	236,395.00	250,084.00	216,801.22	262,610.42	10,420.00	10,420.00	
AcctType: 5 - Expense Total:	188,552.47	203,918.86	236,395.00	250,084.00	216,801.22	262,610.42	10,420.00	10,420.00	
Department : 300 - Public Works Total:	188,552.47	203,918.86	236,395.00	250,084.00	216,801.22	262,610.42	10,420.00	10,420.00	

SERVICE CENTER

The Service Center Division is used to account for expenditures related to the Public Works Building.

FY 20-21 BUDGET HIGHLIGHTS

Division	Change	Personnel	Operations	Capital Outlay	Total Changes
FY 19-20 Original Budget	\$46,650	\$0	\$46,650	\$0	\$46,650
FY 20-21 Adopted Budget	\$50,879	\$0	\$50,879	\$0	\$50,879
3020 - Service Center	\$4,229	\$0	\$4,229	\$0	\$4,229

Change Information

Operations

Supplies Category decreased \$700

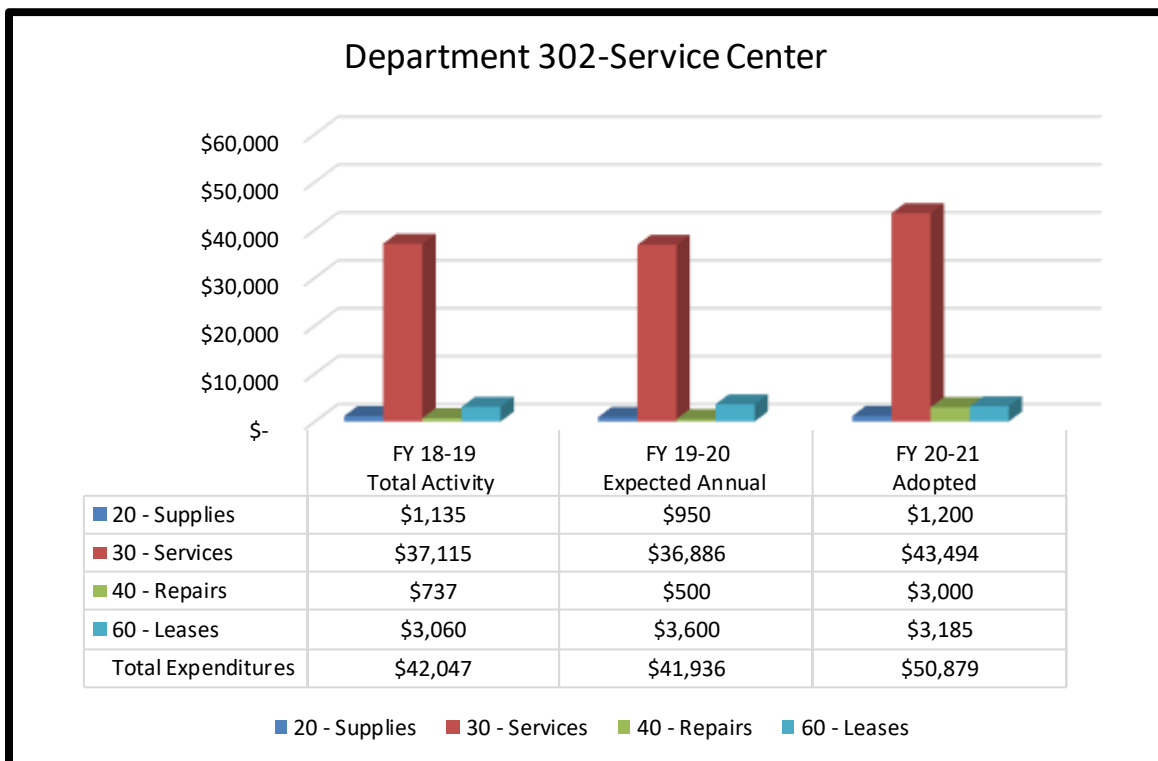
Services Category increased \$3,344

Repairs Category increased \$2,000

Approved Permanent Supplemental - Pressure Washer Maintenance - \$2,000

Leases Category decreased \$415

FY 20-21 EXPENDITURES COMPARATIVE

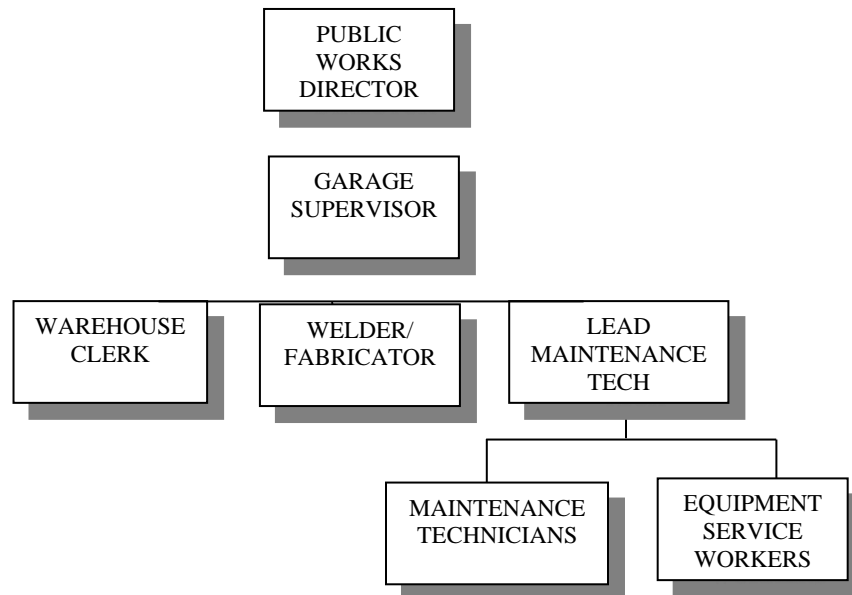


General Funds

For Fiscal: 10/2019-09/2020 Period Ending: 09/30/2020

Divisio...	2018 Total Activity	2019 Total Activity	2020 Original Budget	2020 Total Budget (Amended)	2020 YTD Activity	Defined Budgets		2021 City Manager Proposed	2021 City Commission Adopted
						2020 Expected Annual			
Department : 302 - Service Center									
AcctType: 5 - Expense									
Division: 3020 - Service Center									
20 - Supplies	693.83	1,135.22	1,900.00	950.00	694.16	950.00		1,200.00	1,200.00
30 - Services	38,339.10	37,114.82	40,150.00	36,896.10	37,257.41	36,886.39		43,494.00	43,494.00
40 - Repairs	229.96	737.36	1,000.00	500.00	151.97	500.00		3,000.00	3,000.00
50 - Maintenance	373.49	0.00	0.00	0.00	0.00	0.00		0.00	0.00
60 - Leases	3,437.25	3,060.00	3,600.00	3,600.00	3,156.09	3,600.00		3,185.00	3,185.00
85 - Department Reductions	0.00	0.00	0.00	4,703.90	0.00	0.00		0.00	0.00
Division: 3020 - Service Center Total:	43,073.63	42,047.40	46,650.00	46,650.00	41,259.63	41,936.39		50,879.00	50,879.00
AcctType: 5 - Expense Total:	43,073.63	42,047.40	46,650.00	46,650.00	41,259.63	41,936.39		50,879.00	50,879.00
Department : 302 - Service Center Total:	43,073.63	42,047.40	46,650.00	46,650.00	41,259.63	41,936.39		50,879.00	50,879.00

GARAGE



DESCRIPTION


This Division provides the entire city fleet with safe and effective vehicles and equipment. Also, it coordinates repairs which may need to be performed by outside vendors. Refueling operations at Public Works are maintained by the Garage Division.

DEPARTMENT ACCOMPLISHMENTS

For Fiscal Year 19-20

1. Improved service with a 18,000 lbs. 4 Post lift.
2. Robinair Recovery System to service vehicle A/C units.
3. Autel Diagnostic tool software update (reset emissions on Diesel)

GOALS & OBJECTIVES

Goals & Objectives	City Commission Vision
<p>Goal: Provide City departments with high quality repair and maintenance service in a manner that minimizes equipment down time and the interruption of City services to our citizens.</p>	 <p>Superior City Services</p>

PERFORMANCE MEASURES

Item	2019	2020 YTD	2020 Estimate
Oil Changes	323	138	350
Tire Maintenance	879	280	700
Scheduled Service	599	244	600
Not Scheduled	1263	382	800

FY 20-21 BUDGET HIGHLIGHTS

Division	Change	Personnel	Operations	Capital Outlay	Total Changes
FY 19-20 Original Budget	\$478,399	\$435,306	\$28,666	\$14,427	\$478,399
FY 20-21 Adopted Budget	\$506,667	\$477,718	\$28,949	\$0	\$506,667
3030 - Garage	\$28,268	\$42,412	\$283	(\$14,427)	\$28,268

Change Information**Personnel**

- COLA - 2.5%
- Longevity - additional \$12 per year
- Additional health care premiums
- Additional Certification Pay

Operations

- Supplies Category increased \$703
 - Approved One-Time Supplemental - Air Compressor - \$4,200
 - Removed Prior Year Supplemental - Oil Drain Evacuator - \$1,390
- Services Category decreased \$420

Capital Outlay

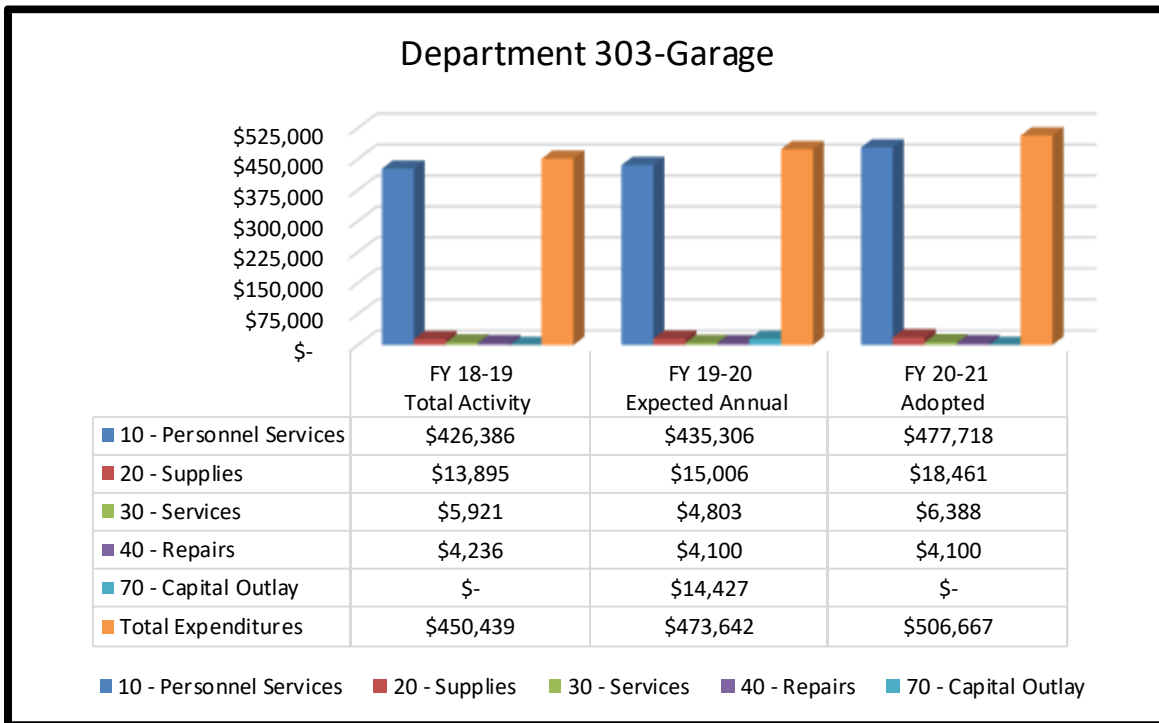
- Machinery & Equipment decreased \$14,427
 - Removed Prior Year Supplemental -4 post lift - \$8,899
 - Removed Prior Year Supplemental - Recovery System - \$5,528

FY 20-21 POSITION SUMMARY

Division	AUTHORIZED POSITIONS				
	FY 16-17	FY 17-18	FY 18-19	FY 19-20	FY 20-21
3030-Garage	8	8	8	8	8
Total Positions	8	8	8	8	8
Full-Time	8	8	8	8	8
Part-Time	0	0	0	0	0
Total Positions	8	8	8	8	8

FY 20-21 Significant Changes: No Changes

FY 20-21 EXPENDITURES COMPARATIVE

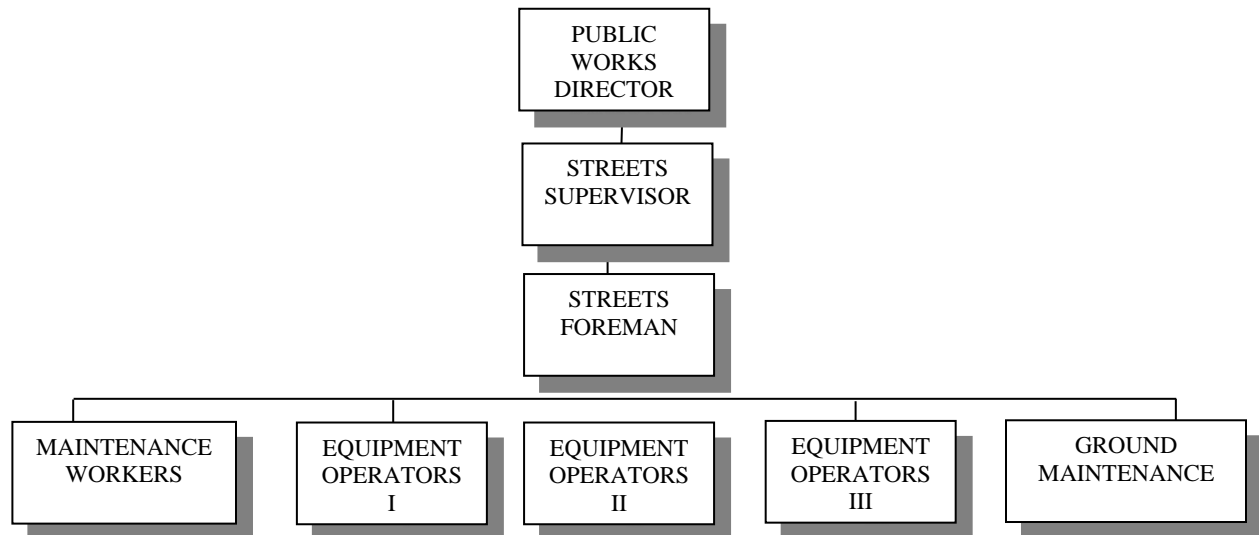


General Funds

For Fiscal: 10/2019-09/2020 Period Ending: 09/30/2020

Divisio...	2018 Total Activity	2019 Total Activity	2020 Original Budget	2020 Total Budget (Amended)	2020 YTD Activity	Defined Budgets		2021 City Manager Proposed	2021 City Commission Adopted
						2020 Expected Annual			
Department : 303 - Garage									
AcctType: 5 - Expense									
Division: 3030 - Garage									
10 - Personnel Services	424,639.58	426,385.77	435,306.00	435,306.00	396,395.86	435,306.00	477,718.00	477,718.00	
20 - Supplies	21,424.95	13,895.12	17,758.00	15,330.79	13,333.16	14,900.94	18,461.00	18,461.00	
30 - Services	5,902.36	5,921.40	6,808.00	5,444.01	4,607.10	4,803.00	6,388.00	6,388.00	
40 - Repairs	3,889.68	4,236.43	4,100.00	4,600.00	4,212.77	4,204.85	4,100.00	4,100.00	
70 - Capital Outlay	0.00	0.00	14,427.00	14,427.00	14,427.00	14,427.00	0.00	0.00	
85 - Department Reductions	0.00	0.00	0.00	3,291.20	0.00	0.00	0.00	0.00	
Division: 3030 - Garage Total:	455,856.57	450,438.72	478,399.00	478,399.00	432,975.89	473,641.79	506,667.00	506,667.00	
AcctType: 5 - Expense Total:	455,856.57	450,438.72	478,399.00	478,399.00	432,975.89	473,641.79	506,667.00	506,667.00	
Department : 303 - Garage Total:	455,856.57	450,438.72	478,399.00	478,399.00	432,975.89	473,641.79	506,667.00	506,667.00	

STREETS



DESCRIPTION


The Street Department is responsible for maintaining city streets, roadways, sidewalks, public signs and traffic lights to provide safe leeway for citizens. The department is also responsible for the maintenance, operation and repair (when needed) of the city's storm and drainage systems. The Street Department follows the 20-year Engineering Street Improvement Program. This program focuses on the reconstructions on streets in accordance to the Street Rating System performed in January 2020.

DEPARTMENT ACCOMPLISHMENTS

For Fiscal Year 19-20

1. Full Depth Construction and hot mix Doddridge between 12th and 13th streets
2. Full Depth Construction Wells between King and Kleberg streets
3. Constructed and seal coated dog parking lot at Dick Kleberg Park
4. Seal coated Lee Street between 7th and 12th Streets
5. Seal Coat Santa Monica between Santa Gertrudis and Santa Elena
6. Cleaned sidewalks and edged backside on King Street, Santa Gertrudis, 6th Street, 14th Street.

GOALS & OBJECTIVES

Goals & Objectives	City Commission Vision
<p>Goal: Implement a high standard of street construction where customers take pride in the city streets.</p> <p>Objective: Increase the number of streets fixed through the city.</p>	 <p>Reliable & Dependable Infrastructure</p>

PERFORMANCE MEASURES

Item	2019	2020	2021 Estimate
Pothole Work Orders Completed	620	183	600
Alley Work Orders Completed	176	40	100
Street Repairs Completed	30	12	40

Beginning in FY 20-21 this division will begin tracking the following performance indicators:

- Proactively perform street maintenance improvements
 - Percentage of pothole complaints resolved in less than 5 days
 - Average days to resolve confirmed pothole complaints
 - Adherence to street paying plan established annually in the budget

FY 20-21 BUDGET HIGHLIGHTS

Division	Change	Personnel	Operations	Capital Outlay	Total Changes
FY 19-20 Original Budget	\$1,556,193	\$963,134	\$593,059	\$0	\$1,556,193
FY 20-21 Adopted Budget	\$1,633,893	\$1,069,521	\$549,372	\$15,000	\$1,633,893
3050 - Streets	\$77,700	\$106,387	(\$43,687)	\$15,000	\$77,700

Change Information**Personnel**

COLA - 2.5%

Longevity - additional \$12 per year

Additional health care premiums

Additional Certification Pay

Operations

Supplies Category decreased \$19,435

Services Category increased \$8,500

Repairs Category increased \$22,000

Approved One-Time Supplemental - Tandem Engine Rebuild - \$19,000

Approved One-Time Supplemental - Vehicle Seat Repairs - \$3,000

Maintenance Category increased \$15,676

Approved One-Time Supplemental - Recycling Ctr Parking Lot - \$30,676

Leases Category decreased \$70,428

Capital Lease Principle-Paving Equipment Paid Off - \$67,171

Capital Lease Interest-Paving Equipment Paid Off - \$3,257

Capital Outlay

Machinery & Equipment Category increased \$15,000

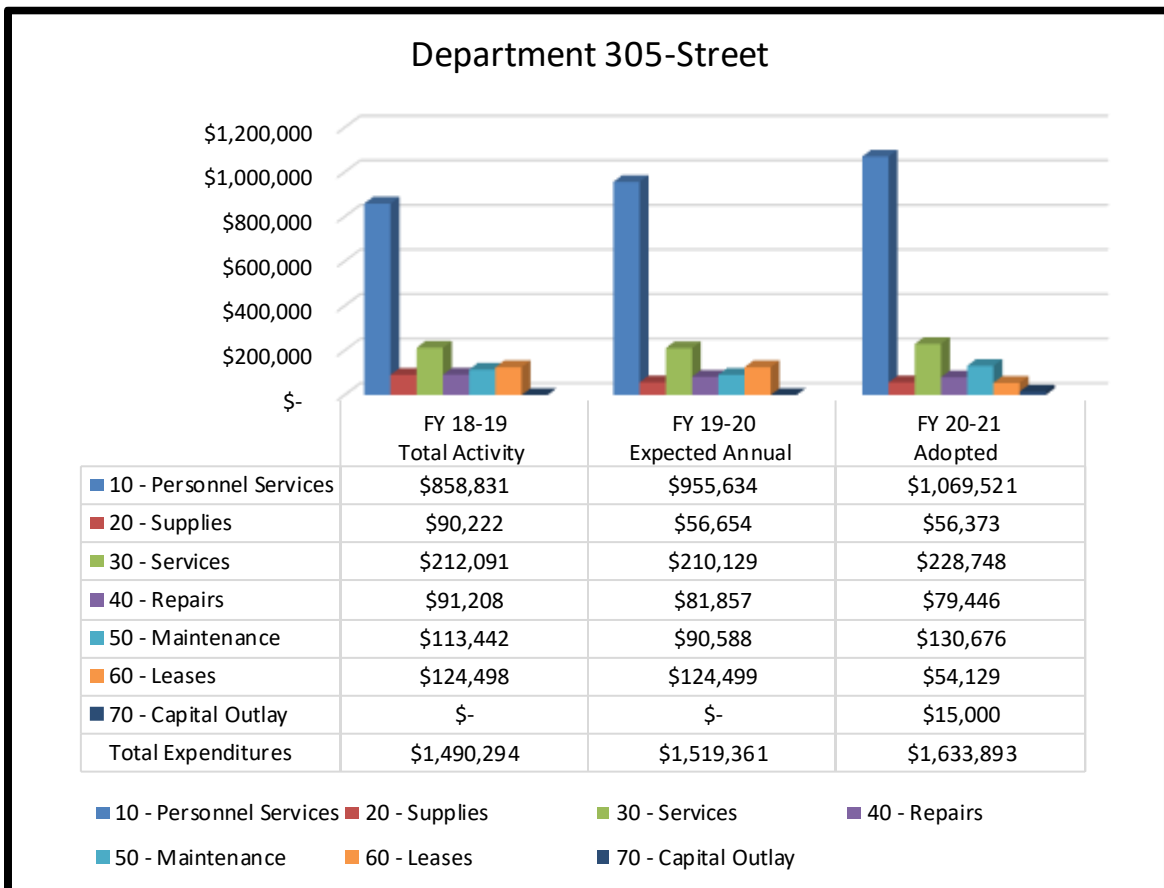
Approved One-Time Supplemental - Scag Mower - \$15,000

FY 20-21 POSITION SUMMARY

Division	AUTHORIZED POSITIONS				
	FY 16-17	FY 17-18	FY 18-19	FY 19-20	FY 20-21
3050-Streets	20	20	20	20	20
Total Positions	20	20	20	20	20
Full-Time	20	20	20	20	20
Part-Time	0	0	0	0	0
Total Positions	20	20	20	20	20

FY 20-21 Significant Changes: No Changes

FY 20-21 EXPENDITURES COMPARATIVE



General Funds

For Fiscal: 10/2019-09/2020 Period Ending: 09/30/2020

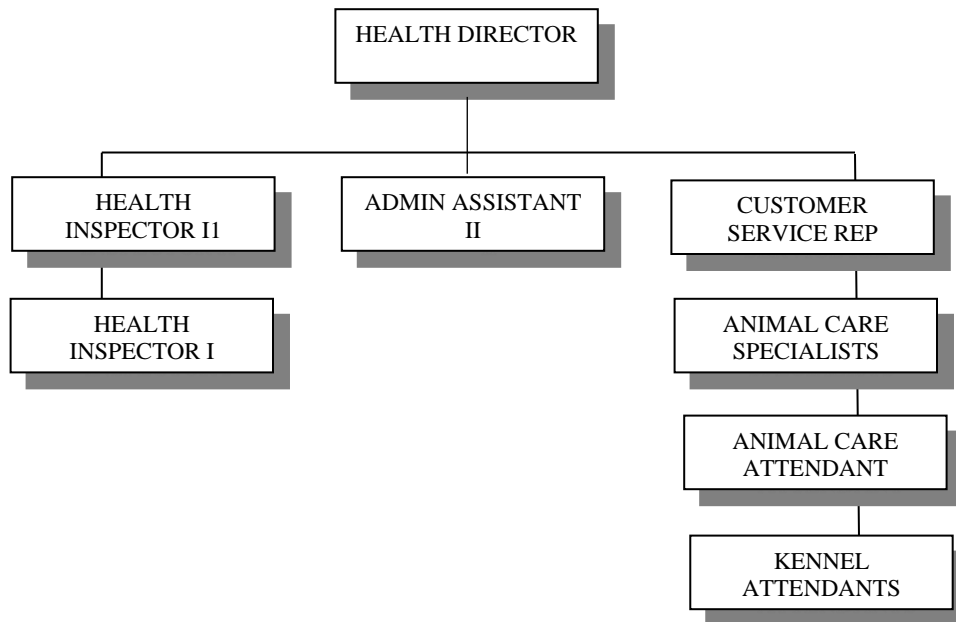
Divisio...	2018 Total Activity	2019 Total Activity	2020 Original Budget	2020 Total Budget (Amended)	2020 YTD Activity	Defined Budgets		2021 City Manager Proposed	2021 City Commission Adopted
						2020 Expected Annual			
Department : 305 - Street AcctType: 4 - Revenue Division: 3050 - Street 900 - Interest & Other	249,434.20	0.00	800.00	800.00	0.00	0.00		0.00	0.00
Division: 3050 - Street Total:	249,434.20	0.00	800.00	800.00	0.00	0.00		0.00	0.00
AcctType: 4 - Revenue Total:	249,434.20	0.00	800.00	800.00	0.00	0.00		0.00	0.00

General Funds

For Fiscal: 10/2019-09/2020 Period Ending: 09/30/2020

Divisio...	2018 Total Activity	2019 Total Activity	2020 Original Budget	2020 Total Budget (Amended)	2020 YTD Activity	Defined Budgets		2021 City Manager Proposed	2021 City Commission Adopted
						2020 Expected Annual			
AcctType: 5 - Expense									
Division: 3050 - Street									
10 - Personnel Services	734,361.70	858,831.34	963,134.00	955,634.00	780,027.28	955,634.00		1,069,521.00	1,069,521.00
20 - Supplies	73,951.53	90,222.48	75,808.00	75,689.00	45,990.90	56,654.00		56,373.00	56,373.00
30 - Services	228,997.75	212,091.39	220,248.00	212,128.68	189,680.73	210,128.68		228,748.00	228,748.00
40 - Repairs	132,747.11	91,208.36	57,446.00	92,127.94	89,965.58	81,857.17		79,446.00	79,446.00
50 - Maintenance	88,594.61	113,442.23	115,000.00	82,391.06	71,697.68	90,588.24		130,676.00	130,676.00
60 - Leases	71,082.35	124,498.22	124,557.00	124,557.00	124,498.22	124,499.21		54,129.00	54,129.00
70 - Capital Outlay	271,201.44	0.00	0.00	0.00	0.00	0.00		15,000.00	15,000.00
85 - Department Reductions	0.00	0.00	0.00	8,665.32	0.00	0.00		0.00	0.00
Division: 3050 - Street Total:	1,600,936.49	1,490,294.02	1,556,193.00	1,551,193.00	1,301,860.39	1,519,361.30		1,633,893.00	1,633,893.00
AcctType: 5 - Expense Total:	1,600,936.49	1,490,294.02	1,556,193.00	1,551,193.00	1,301,860.39	1,519,361.30		1,633,893.00	1,633,893.00
Department : 305 - Street Surplus (Deficit):	-1,351,502.29	-1,490,294.02	-1,555,393.00	-1,550,393.00	-1,301,860.39	-1,519,361.30		-1,633,893.00	-1,633,893.00

HEALTH



DESCRIPTION







The Health Department was a shared department for both the City of Kingsville and Kleberg County. In FY 20-21, the Health Department is 100% operated and supported by the City of Kingsville. This department provides animal control protection and investigations for the City of Kingsville. The Department is responsible for investigations for animal bites, animal cruelty cases, food establishment service complaints and onsite sewage facilities complaints. The Health Department responds to calls for loose and stray animals/livestock, dog bites and cruelty cases. The Health Department also provides adult mosquito spraying and larvicide and supportive services to all departments for vector control-bee abatements.

DEPARTMENT ACCOMPLISHMENTS

For Fiscal Year 20-21

1. Purchased and installed Shelter Pro software to track all animals entering the Animal Control and Care Center.
2. Purchased two 16-gauge stainless steel cat cages.

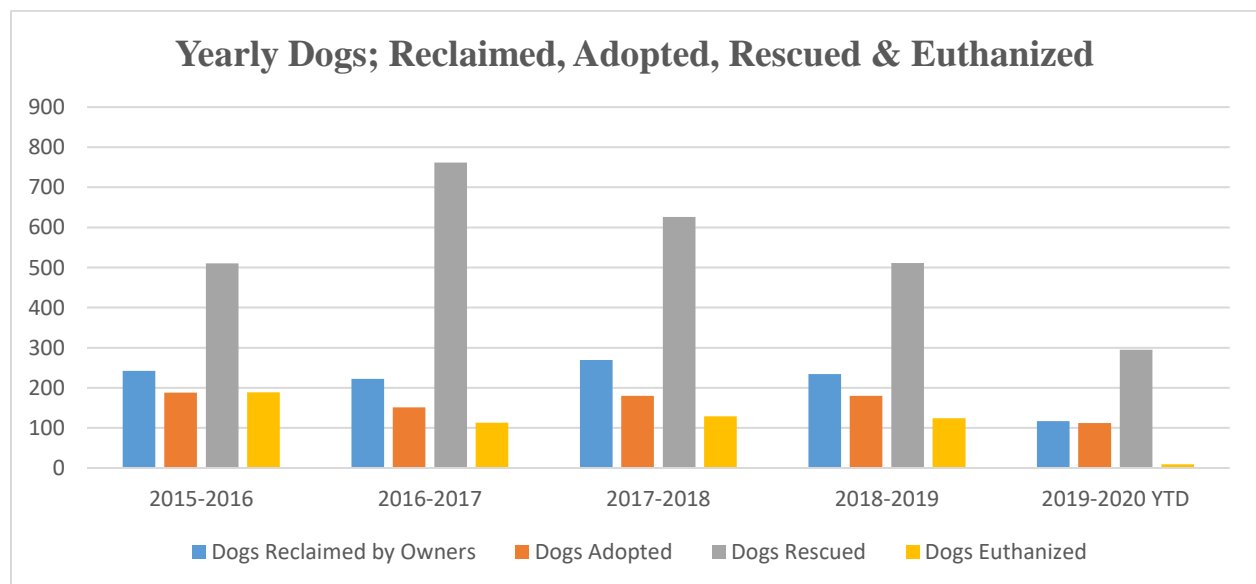
GOALS & OBJECTIVES

Objective	City Commission Vision
<p>Goal: Provide the highest level of service and protection to the citizens of Kingsville and Kleberg County.</p> <p>Objective: Quick response to calls to ensure the safety of all.</p>	 Clean & Healthy Environment  Superior City Services
<p>Goal: Ensure that our animal control specialists and health inspectors respond to complaints with respect, dignity and on a timely manner.</p> <p>Objective: Respond to complaints to insure the protection and safety.</p>	 Clean & Healthy Environment  Superior City Services
<p>Goal: Implementing high standards of training for all employees.</p> <p>Objective: Continue to request funding for workshops and training for staff in our budget.</p>	 Clean & Healthy Environment  Superior City Services

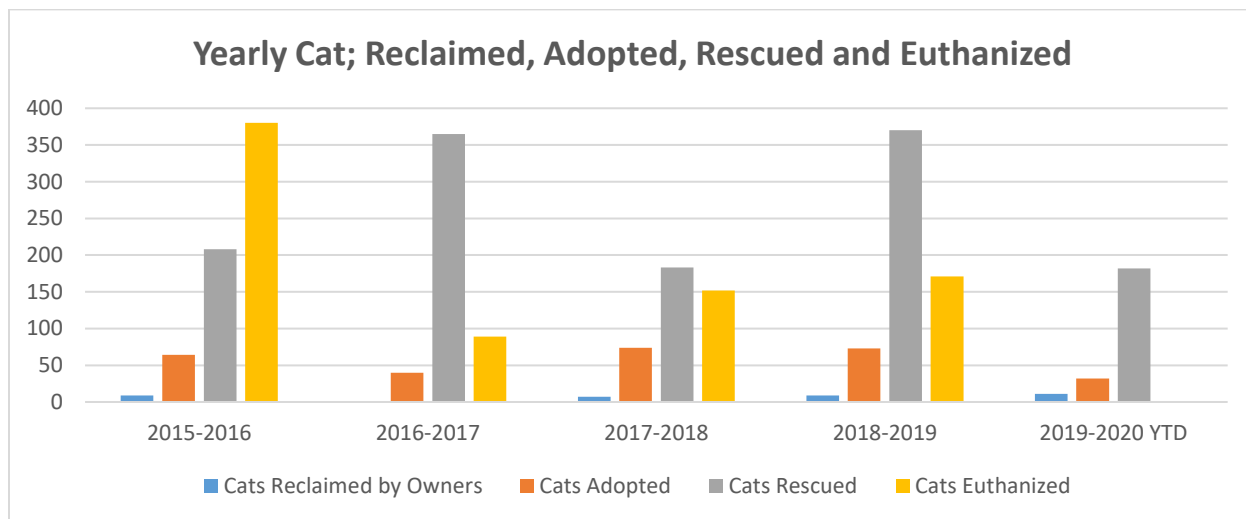
PERFORMANCE MEASURES

Goal: To assure all animals housed within the shelter receive the highest level of care.

Performance Measure: Number of animals adopted



	2015-2016	2016-2017	2017-2018	2018-2019	2019-2020 EST
Dogs Reclaimed by Owners	242	222	269	234	117
Dogs Adopted	188	151	180	180	112
Dogs Rescued	510	762	626	511	295
Dogs Euthanized	189	113	129	124	9



	2015-2016	2016-2017	2017-2018	2018-2019	2019-2020 EST
Cats Reclaimed by Owners	9	1	7	9	11
Cats Adopted	64	40	74	73	32
Cats Rescued	208	365	183	370	182
Cats Euthanized	380	89	152	171	0

Beginning in FY 20-21 this division will begin tracking the following performance indicators:

- To assure all animals housed within the shelter receive the highest level of care - Compliance with State directives to maintain the 30% margin
- Inspect all restaurants at least once a year – number of routine inspections of fixed food establishments
- Respond to high priority restaurant sanitation complaints within 24 hours – percentage of high priority restaurant sanitation complaints responded to within 24 hours.

FY 20-21 BUDGET HIGHLIGHTS

Division	Change	Personnel	Operations	Capital Outlay	Total Changes
FY 19-20 Original Budget	\$362,954	\$264,610	\$92,931	\$5,413	\$362,954
FY 20-21 Adopted Budget	\$699,865	\$566,951	\$132,914	\$0	\$699,865
4400 - Health Department	\$336,911	\$302,341	\$39,983	(\$5,413)	\$336,911

Change Description**Personnel**

The operations of the Health Department are no longer split 50-50 between the City and the County. Effective 10/01/2020, the Health Department is 100% operated by the City of Kingsville.

Operations

Supplies Category increased \$12,024

Approved One-Time Supplemental - Shirts for staff - \$1,500

Services Category increased \$20,819

Repairs Category increased \$4,200

Approved One-Time Supplemental - Vehicle decals - \$500

Leases Category increased \$2,940

Capital Outlay

Equipment Category decreased \$5,413

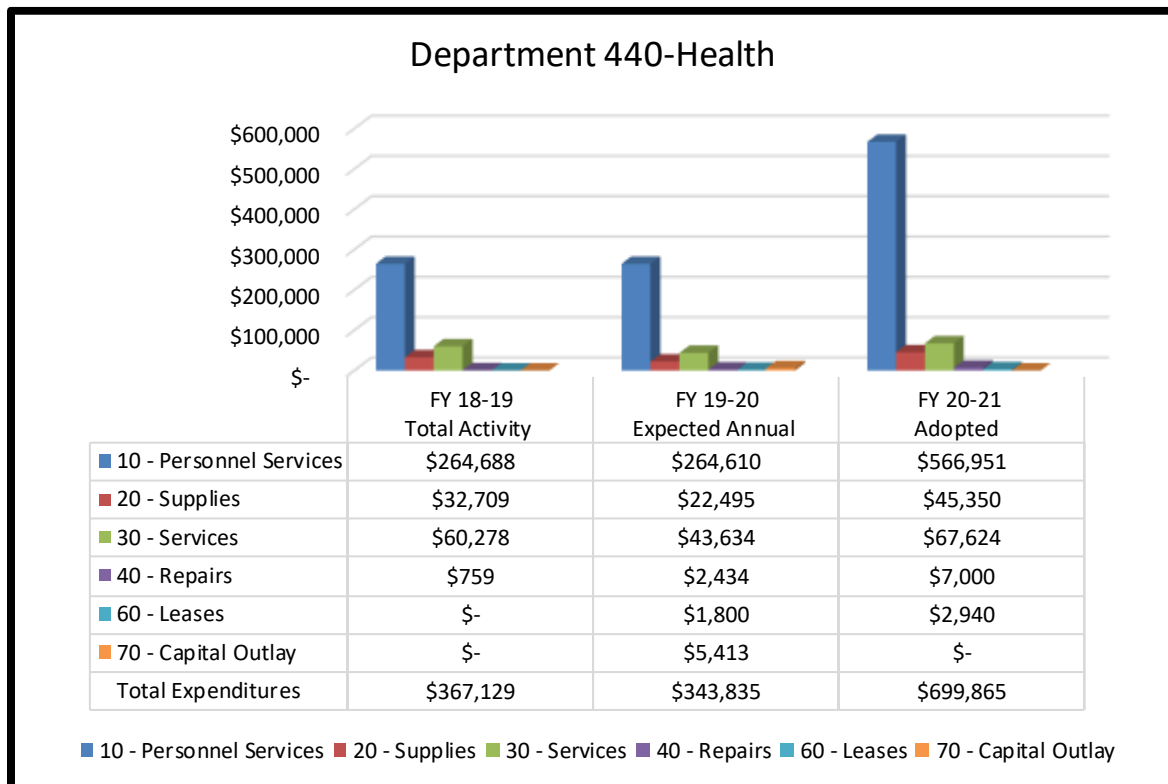
Removed Prior Year One-Time Supplemental - Cat cages - \$5,413

FY 20-21 POSITION SUMMARY

Division	AUTHORIZED POSITIONS				
	FY 16-17	FY 17-18	FY 18-19	FY 19-20	FY 20-21
4400-Health	10	10	10	12	12
Total Positions	10	10	10	12	12
Full-Time	10	10	10	10	10
Part-Time	0	0	0	2	2
Total Positions	10	10	10	12	12

FY 20-21 Significant Changes: No Changes

FY 20-21 EXPENDITURES COMPARATIVE



General Funds

For Fiscal: 10/2019-09/2020 Period Ending: 09/30/2020

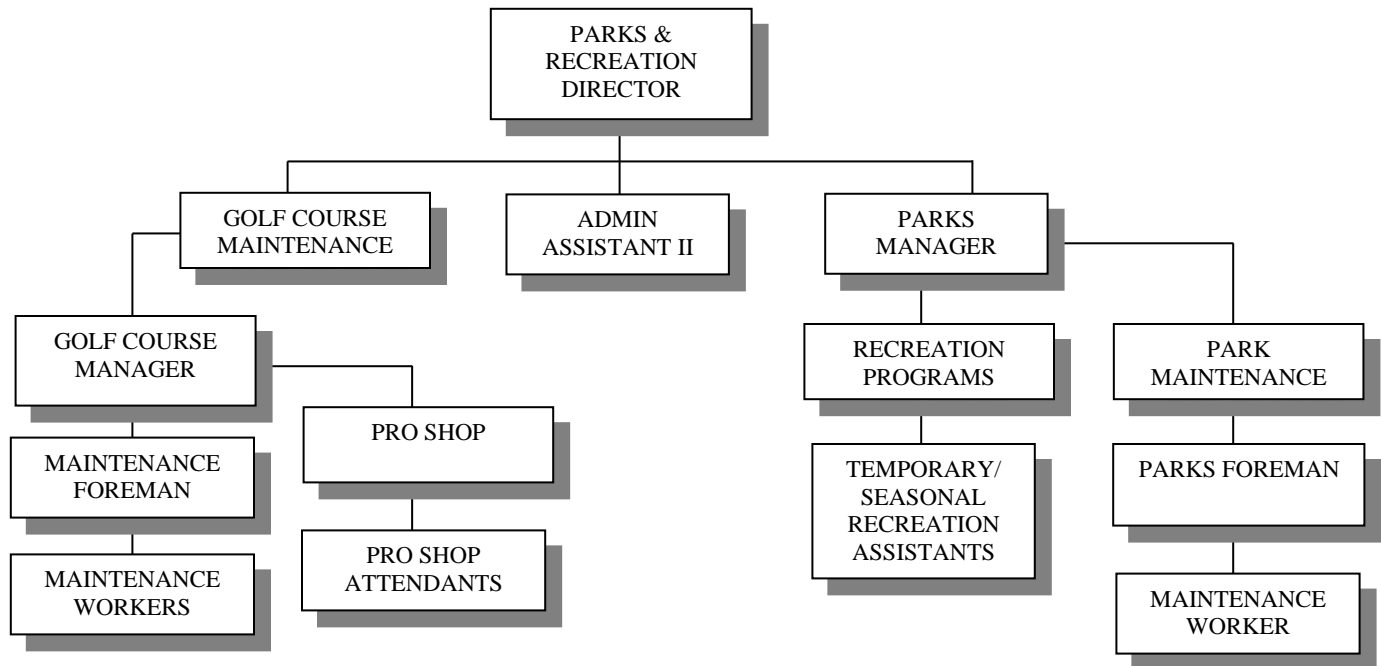
Divisio...	2018 Total Activity	2019 Total Activity	2020 Original Budget	2020 Total Budget (Amended)	Defined Budgets		2021 City Manager Proposed	2021 City Commission Adopted
					2020 YTD Activity	2020 Expected Annual		
Department : 440 - Health								
AcctType: 4 - Revenue								
Division: 4400 - Health								
500 - General Services Fees	0.00	0.00	0.00	0.00	9,733.00	10,390.00	29,280.00	29,280.00
700 - Grants	0.00	0.00	0.00	0.00	45.00	45.00	0.00	0.00
900 - Interest & Other	0.00	0.00	0.00	0.00	2,674.50	2,674.50	100.00	100.00
Division: 4400 - Health Total:	0.00	0.00	0.00	0.00	12,452.50	13,109.50	29,380.00	29,380.00
AcctType: 4 - Revenue Total:	0.00	0.00	0.00	0.00	12,452.50	13,109.50	29,380.00	29,380.00

General Funds

For Fiscal: 10/2019-09/2020 Period Ending: 09/30/2020

Divisio...	2018 Total Activity	2019 Total Activity	2020 Original Budget	2020 Total Budget (Amended)	2020 YTD Activity	Defined Budgets		2021 City Manager Proposed	2021 City Commission Adopted
						2020 Expected Annual			
AcctType: 5 - Expense									
Division: 4400 - Health									
10 - Personnel Services	249,089.50	264,687.70	264,610.00	264,610.00	270,175.20	264,610.00		566,951.00	566,951.00
20 - Supplies	24,319.77	32,709.07	33,326.00	23,701.01	16,324.16	22,494.61		45,350.00	45,350.00
30 - Services	29,696.60	60,277.99	46,805.00	45,104.42	38,238.02	43,633.82		67,624.00	67,624.00
40 - Repairs	2,672.29	759.23	2,800.00	3,400.00	2,061.94	2,434.00		7,000.00	7,000.00
50 - Maintenance	1,871.49	8,695.36	10,000.00	4,289.57	1,865.31	3,450.00		10,000.00	10,000.00
60 - Leases	0.00	0.00	0.00	2,086.00	1,284.46	1,800.00		2,940.00	2,940.00
70 - Capital Outlay	0.00	0.00	5,413.00	5,413.00	5,413.00	5,413.00		0.00	0.00
85 - Department Reductions	0.00	0.00	0.00	14,350.00	0.00	0.00		0.00	0.00
Division: 4400 - Health Total:	307,649.65	367,129.35	362,954.00	362,954.00	335,362.09	343,835.43		699,865.00	699,865.00
AcctType: 5 - Expense Total:	307,649.65	367,129.35	362,954.00	362,954.00	335,362.09	343,835.43		699,865.00	699,865.00
Department : 440 - Health Surplus (Deficit):	-307,649.65	-367,129.35	-362,954.00	-362,954.00	-322,909.59	-330,725.93		-670,485.00	-670,485.00

PARKS & RECREATION



DESCRIPTION

The Park & Recreation department oversees the operation and maintenance of all parks within the community including the Dick Kleberg Park, L.E. Ramey Golf Course and the Brookshire Pool. The department is also responsible for the implementation of summer youth recreational programs that include baseball, basketball, football, track and other sports.










PARKS

DEPARTMENT ACCOMPLISHMENTS

1. Held tree trimming workshop with volunteers and staff during Make a Difference Day in October and tree planting workshop during Earth Day/Arbor Day event in April.
2. Cohosted Ranch Hand Festival with Tourism Department.
3. Parks staff prepped and NAS Kingsville families painted jet at DKP.
4. 2nd Annual Children’s Snow Day 1400 in attendance – 400 over prior year raised funds to double Snow for the event so the lines would not be so long.
5. Kids Night Out Holiday Lock-In at Rec Hall 150 in attendance 110 over prior year.
6. Ugly Sweater 5k Run.
7. Cohosted Taste of Soul event at Rec Hall during MLK celebration.
8. Staff assisted with KKJLS livestock set up.
9. Renovated girls’ softball press box and Field 3 concession stand by Facility & Parks staff.
10. Volunteers from Texas A&M Kingsville painted soccer building and press boxes at field 1,2 &3, planted new lantanas at xeriscape garden and added new mulch there as well.

11. Volunteers from Texas A&M Kingsville worked on ballfields filling in holes, lined up bases, weedeated along fence lines, spread dirt in fields.
12. Initiated a new turf grass treatment schedule for athletic fields and irrigated areas per advisement from Texas A&M Turf Grass Dept.
13. Reconditioned soccer goals.
14. Parks maintenance staff completed the KKB tree planting project on Santa Gertrudis. They also installed the irrigation to trees.
15. Maintenance staff assisted in repairing tree planters downtown.
16. Replaced dilapidated fence along outfield at adult softball complex.
17. Purchased new upgraded vacuum for pool for effective cleaning.
18. Purchased mobile backhoe which helped dig out many tree stumps and assisted in many water breaks repairs.
19. Parks manager, foreman and maintenance worker participated as judges in the TRAPS maintenance rodeo.
20. Renovated inside adult softball complex press box.
21. Replaced pump and chlorinator at splash pad.
22. Maintenance staff with help from KFD removed dirt berm along base lines on field 3, 5 and 6.
23. Rebuilt storage shed at girls' softball complex.
24. Rebuilt roof over bleacher at girls complex and over dugout at adult field.
25. Rebuilt backstop at adult complex.
26. Ordered toilets for girls' complex restrooms.
27. Coordinate Community Install for new playground at Corral Park.
28. Install shade structure over playground in DKP through TPWD Grant.
29. Park Staff Completed first level of Pest Control Licensing. *Further testing halted at this time.
30. Revised park sanitation practices and facility schedules to meet standards for the prevention of spreading the Covid-19 Virus and other pathogens.
31. Offered Yoga classes and art project challenges through Parks & Rec Facebook page during Stay at Home Order to provide at home recreation for families in Kingsville/Kleberg County.
32. Park Staff coordinated the development of the Kingsville Parks Youth Pony Baseball and Softball League. Formed volunteer Board of Directors, solicited registration, received 500 entries and on this date are waiting on advisement from State Governor on whether we will be able to play league or cancel for year.
33. In order to keep the new Youth Pony League funds easily identifiable and expenses easily reported to.
Board and parents City Commission authorized the creation of a new Division 4514 for our Park Budget.

GOALS & OBJECTIVES

Objective	City Commission Vision
<p>Goal: Increase public awareness for programs we are currently providing.</p> <p>Objective: Increase our exposure through social media and advertising by 15%.</p>	 Quality of Life
<p>Goal: Increase our adult and senior programming participation and attendance to our programs and events.</p> <p>Objective: Add Pickle Ball play at neighborhood parks and low impact Zumba to classes offered.</p>	 Quality of Life
<p>Goal: Increase training opportunities for citizens and employees.</p> <p>Objective: Contract or Partner with local and area experts to provide training in home/yard care, environmental education/preservation, nature-based programming, health and wellness, social interaction and the Arts.</p>	 Superior City Services
	 Quality of Life
<p>Goal: Continue to Improve City Wide Playground/Park and athletic facilities.</p> <p>Objective: Continue to Repair/Replace old equipment and replenish surfacing as required. Begin projects identified in TPWD Grant. Apply for grants and donations for assistance with funding more improvements.</p>	 Superior City Services
	 Quality of Life
<p>Goal: Increase Community/Corporate and Foundation Partnerships to increase programming, volunteers and capital improvements.</p> <p>Objective: Update Project list for ongoing volunteer projects, Capital Projects schedule for solicitation of Corporate and Foundation Sponsorship and increase grant applications.</p>	 Community Partnership  Community Involvement
<p>Goal: Increase walking/jogging trails in community</p> <p>Objective: Solicit grant assistance for trails in Dick Kleberg Park and restore Health Trail in Corral Park</p>	 Quality of Life

PARK ADMINISTRATION

FY 20-21 BUDGET HIGHLIGHTS

Division	Change	Personnel	Operations	Capital Outlay	Total Changes
FY 19-20 Original Budget	\$372,509	\$287,326	\$85,183	\$0	\$372,509
FY 20-21 Adopted Budget	\$392,455	\$308,594	\$83,861	\$0	\$392,455
4501 - Park & Rec Admin	\$19,946	\$21,268	(\$1,322)	\$0	\$19,946

Change Information

Personnel

COLA - 2.5%

Longevity - additional \$12 per year

Additional health care premiums

Operations

Supplies Category decreased \$260

Approved One-Time Supplemental - Storage & key cabinet - \$300

Services Category decreased \$1,062

Approved Permanent Supplemental - National Park & Rec Association - \$450

PARK MAINTENANCE

FY 20-21 BUDGET HIGHLIGHTS

Division	Change	Personnel	Operations	Capital Outlay	Total Changes
FY 19-20 Original Budget	\$430,366	\$266,674	\$120,692	\$43,000	\$430,366
FY 20-21 Adopted Budget	\$401,885	\$275,348	\$126,537	\$0	\$401,885
4503 - Parks Maintenance	(\$28,481)	\$8,674	\$5,845	(\$43,000)	(\$28,481)

Change Information

Personnel

COLA - 2.5%

Longevity - additional \$12 per year

Additional health care premiums

Approved Supplemental - PT Maint worker increased from 19 hours to 29 hours per week

Operations

Supplies Category decreased \$9,145

Services Category decreased \$796

Repairs Category decreased \$1,700

Maintenance Category increased \$17,224

Approved One-Time Supplemental - Dirt for ball fields - \$1,500

Approved Permanent Supplemental - Supplies for the new Dog Park - \$500

Approved One-Time Supplemental - New surface for playgounrs and pool - \$10,000

Approved One-Time Supplemental - Posts and cables for Dick Kleberg Park - \$14,574

Approved One-Time Supplemental - Iron tubing and supplies - \$1,000

Capital Outlay

Machinery Category decreased \$7,500

Removed One-Time supplemental - Dump Trailer - \$7,500

Project Category decreased \$35,000

Removed Dog Park Project as completed - \$35,000

PARKS RECREATION & SEASONAL

FY 20-21 BUDGET HIGHLIGHTS

Division	Change	Personnel	Operations	Capital Outlay	Total Changes
FY 19-20 Original Budget	\$159,012	\$96,536	\$62,476	\$0	\$159,012
FY 20-21 Adopted Budget	\$163,045	\$101,633	\$61,412	\$0	\$163,045
4513-Parks Rec & Seasonal	\$4,033	\$5,097	(\$1,064)	\$0	\$4,033

Change Information

Personnel

- COLA - 2.5%
- Longevity - additional \$12 per year
- Additional health care premiums

Operations

- Supplies Category decreased \$2,150
- Services Category increased \$1,086

PARKS SOFTBALL LEAGUE

FY 20-21 BUDGET HIGHLIGHTS

Division	Change	Personnel	Operations	Capital Outlay	Total Changes
FY 19-20 Original Budget	\$0	\$0	\$0	\$0	\$0
FY 20-21 Adopted Budget	\$52,000	\$0	\$52,000	\$0	\$52,000
4514-Softball League	\$52,000	\$0	\$52,000	\$0	\$52,000

Change Information

This is a new division setup to manage the Pony softball league

Operations

- Supplies Category increased \$52,000
- Approved Permanent Supplemental - League uniforms - \$30,376
- Approved Permanent Supplemental - League equipment - \$8,000
- Approved Permanent Supplemental - Umpires & scorekeeper payments - \$7,500
- Approved Permanent Supplemental - Registration flyers - \$1,000
- Approved Permanent Supplemental - Pony sanctioning/web & Sports Engine fee - \$3,000
- Approved Permanent Supplemental - Liability insurance for League - \$2,124






GOLF COURSE


DEPARTMENT ACCOMPLISHMENTS

For Fiscal Year 19-20

1. Fairway renovation project continued to fill with dirt, disk, float, plant and water to grow turf through split funding from County.
2. Purchased now Zero Turn Mower and Top Dresser through with Split Funding from County.
3. Golf Course Manager has completed first part of Pest Control Certification.
4. Working with Texas A&M College Station Turf Grass Dept on Turf Management Plan. Currently working on researching options to reduce the salinity level in the irrigation water.
5. Replaced old Golf Carts with New through Lease Renewal added a caged unit for driving range.
6. Increased advertisement of Course through L.E. Ramey Golf Course Facebook page highlighting tournaments, improvements and other news.

GOALS & OBJECTIVES

Objective	City Commission Vision
<p>Goal: Increase public awareness for programs we are currently providing.</p> <p>Objective: Increase our exposure through social media and advertising by 15%.</p>	 <p>Quality of Life</p>
<p>Goal: Increase our participation and attendance to our programs and events.</p> <p>Objective: Tracking our attendance rates for all programs and increase program attendance by 25%.</p>	 <p>Quality of Life</p>
<p>Goal: Increase training opportunities for citizens and employees.</p> <p>Objective: Contract a professional to provide golf instruction for all ages.</p>	 <p>Quality of Life</p>  <p>Superior City Services</p>
<p>Goal: Maintain quality fairway and green areas</p> <p>Objective: Continue turf improvements and develop turf grass care schedule</p>	 <p>Quality of Life</p>

Objective	City Commission Vision
<p>Goal: Provide clean, attractive clubhouse facilities for public use.</p> <p>Objective: Make improvements to restrooms, clubhouse exterior and parking lot</p>	 <p>Quality of Life</p>

GOLF COURSE MAINTENANCE

FY 20-21 BUDGET HIGHLIGHTS

Division	Change	Personnel	Operations	Capital Outlay	Total Changes
FY 19-20 Original Budget	\$433,660	\$179,245	\$254,415	\$0	\$433,660
FY 20-21 Adopted Budget	\$469,419	\$214,309	\$221,110	\$34,000	\$469,419
4502 - Golf Course Maint	\$35,759	\$35,064	(\$33,305)	\$34,000	\$35,759

Change Information

Personnel

- COLA - 2.5%
- Longevity - additional \$12 per year
- Additional health care premiums

Operations

- Supplies Category decreased \$10,417
- Services Category decreased \$28,189
- Maintenance Category decreased \$2,500
- Leases Category increased \$7,801

Capital Outlay

- Equipment Category increased \$34,000
- Approved Supplemental - John Deere Backhoe - \$34,000
- Funded through Capital Lease through a transfer from Fund 026

GOLF COURSE PRO SHOP

FY 20-21 BUDGET HIGHLIGHTS

Division	Change	Personnel	Operations	Capital Outlay	Total Changes
FY 19-20 Original Budget	\$133,293	\$133,293	\$0	\$0	\$133,293
FY 20-21 Adopted Budget	\$141,640	\$141,640	\$0	\$0	\$141,640
4512 - Golf Pro Shop	\$8,347	\$8,347	\$0	\$0	\$8,347

Change Information

Personnel

COLA - 2.5%

Longevity - additional \$12 per year

Additional health care premiums

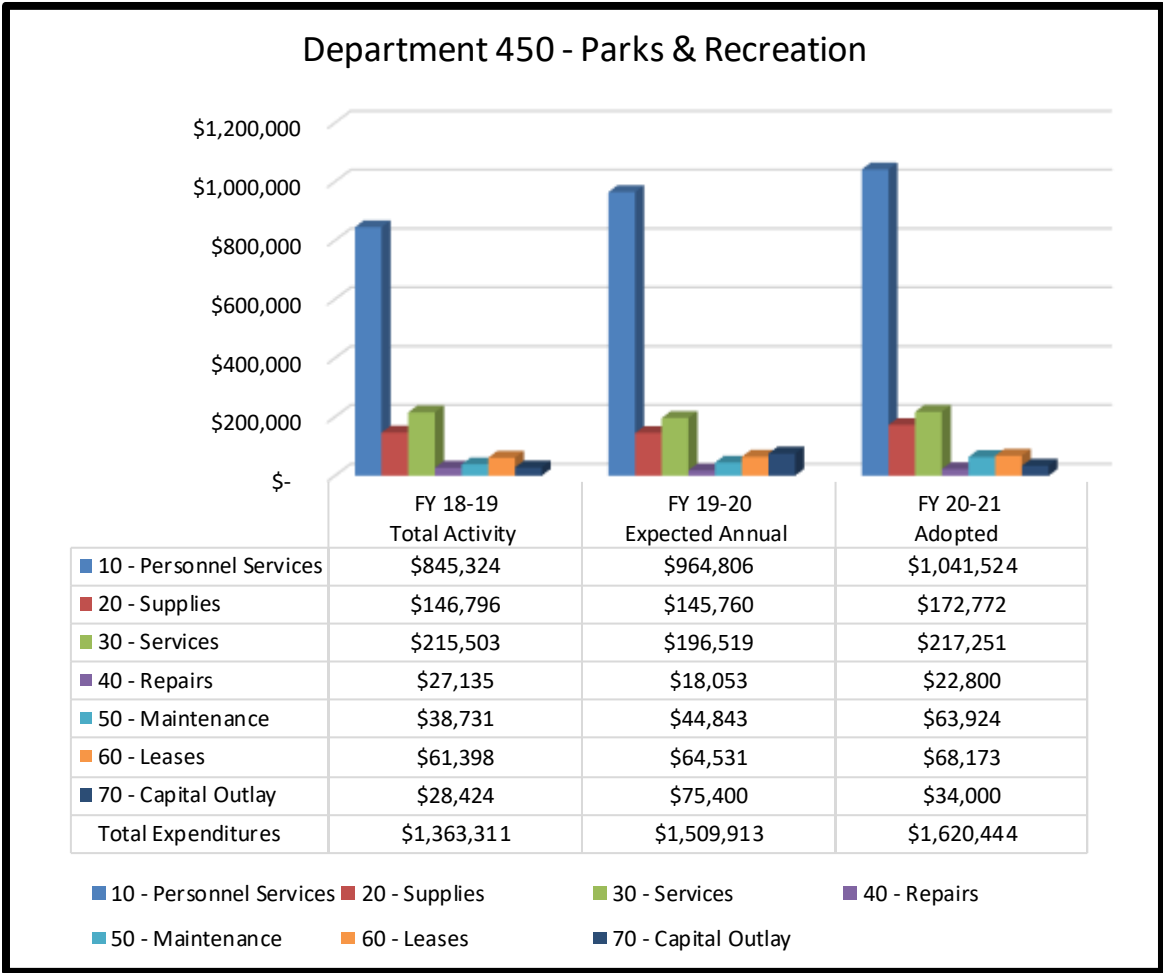
FY 20-21 POSITION SUMMARY

Division	AUTHORIZED POSITIONS				
	FY 16-17	FY 17-18	FY 18-19	FY 19-20	FY 20-21
4501-Parks Administration	2	3	3	5	5
4502-Golf Course	11	7	7	7	7
4503-Parks Maintenance	10	9	7	7	7
4512-Golf Pro Shop	0	4	4	4	4
4513-Recreation Seasonal	21	22	23	21	30
Total Positions	44	45	44	44	53
Full-Time	23	22	21	23	23
Part-Time	11	11	11	11	12
Seasonal	21	22	23	21	30
Total Positions	44	44	44	44	53

FY 20-21 Significant Changes:

(9) Additional seasonal employees were added based on estimated hours needed for summer programs.

FY 20-21 EXPENDITURES COMPARATIVE





City of Kingsville, TX

General Funds Group Summary

For Fiscal: 10/2019-09/2020 Period Ending: 09/30/2020

Division	2018 Total Activity	2019 Total Activity	2020 Original Budget	2020 Total Budget (Amended)	2020 YTD Activity	Defined Budgets		2021 City Manager Proposed	2021 City Commission Adopted
						2020 Expected Annual			
Fund: 001 - GENERAL FUND									
Department : 450 - Parks & Recreation									
AcctType: 4 - Revenue									
Division: 4501 - Parks & Rec - Admin									
500 - General Services Fees	550,000.00	550,000.04	550,000.00	550,000.00	504,166.63	550,000.00	465,000.00	465,000.00	
Division: 4501 - Parks & Rec - Admin Total:	550,000.00	550,000.04	550,000.00	550,000.00	504,166.63	550,000.00	465,000.00	465,000.00	
Division: 4502 - L.E. Ramey Golf Course Maintenance									
500 - General Services Fees	213,742.11	287,498.45	330,000.00	330,000.00	272,922.25	281,332.13	363,500.74	363,500.74	
900 - Interest & Other	0.00	829.00	729.00	729.00	190.00	729.00	250.00	250.00	
Division: 4502 - L.E. Ramey Golf Course Maintenance Total:	213,742.11	288,327.45	330,729.00	330,729.00	273,112.25	282,061.13	363,750.74	363,750.74	
Division: 4503 - Parks Maintenance									
500 - General Services Fees	33,000.00	0.00	0.00	0.00	0.00	0.00	0.00	0.00	
Division: 4503 - Parks Maintenance Total:	33,000.00	0.00	0.00	0.00	0.00	0.00	0.00	0.00	
Division: 4512 - Golf Course-Pro Shop									
900 - Interest & Other	0.00	0.00	1,000.00	1,000.00	0.00	0.00	0.00	0.00	
Division: 4512 - Golf Course-Pro Shop Total:	0.00	0.00	1,000.00	1,000.00	0.00	0.00	0.00	0.00	
Division: 4513 - Parks-Recreational Programs									
500 - General Services Fees	92,509.91	106,453.11	81,550.00	86,550.00	13,853.75	13,743.75	67,900.00	67,900.00	
700 - Grants	0.00	0.00	0.00	0.00	17,500.00	17,500.00	0.00	0.00	
900 - Interest & Other	5.90	371.00	0.00	0.00	2,153.00	2,153.00	0.00	0.00	
Division: 4513 - Parks-Recreational Programs Total:	92,515.81	106,824.11	81,550.00	86,550.00	33,506.75	33,396.75	67,900.00	67,900.00	
Division: 4514 - Softball League									
500 - General Services Fees	0.00	0.00	0.00	50,960.00	13,324.40	13,324.40	52,000.00	52,000.00	
Division: 4514 - Softball League Total:	0.00	0.00	0.00	50,960.00	13,324.40	13,324.40	52,000.00	52,000.00	
AcctType: 4 - Revenue Total:	889,257.92	945,151.60	963,279.00	1,019,239.00	824,110.03	878,782.28	948,650.74	948,650.74	

General Funds

For Fiscal: 10/2019-09/2020 Period Ending: 09/30/2020

Division	2018 Total Activity	2019 Total Activity	2020 Original Budget	2020 Total Budget (Amended)	2020 YTD Activity	Defined Budgets		2021 City Manager Proposed	2021 City Commission Adopted
						2020 Expected Annual			
AcctType: 5 - Expense									
Division: 4501 - Parks & Rec - Admin									
10 - Personnel Services	168,848.17	208,329.37	287,326.00	287,358.00	265,339.13	286,858.00	308,594.00	308,594.00	
20 - Supplies	2,033.12	3,512.36	3,100.00	3,784.01	2,699.37	4,025.00	2,840.00	2,840.00	
30 - Services	79,582.52	81,150.35	82,083.00	73,962.00	60,931.96	73,962.00	81,021.00	81,021.00	
85 - Department Reductions	0.00	0.00	0.00	8,821.00	0.00	0.00	0.00	0.00	
Division: 4501 - Parks & Rec - Admin Total:	250,463.81	292,992.08	372,509.00	373,925.01	328,970.46	364,845.00	392,455.00	392,455.00	
Division: 4502 - L.E. Ramey Golf Course Maintenance									
10 - Personnel Services	184,214.33	167,758.79	179,245.00	196,219.44	170,864.86	196,219.44	214,309.00	214,309.00	
20 - Supplies	81,664.93	74,464.60	82,923.00	70,129.48	56,615.18	70,998.25	72,506.00	72,506.00	
30 - Services	53,091.92	52,158.29	80,445.00	54,642.89	44,295.87	54,794.85	52,256.00	52,256.00	
40 - Repairs	9,088.83	4,907.23	7,500.00	3,707.13	1,433.29	4,443.63	7,500.00	7,500.00	
50 - Maintenance	8,219.10	10,467.77	26,000.00	26,000.00	25,420.05	26,000.00	23,500.00	23,500.00	
60 - Leases	54,859.57	57,525.88	57,547.00	60,279.87	57,278.75	59,543.37	65,348.16	65,348.16	
70 - Capital Outlay	21,958.77	6,568.80	0.00	9,150.00	9,150.00	9,150.00	34,000.00	34,000.00	
85 - Department Reductions	0.00	0.00	0.00	39,655.63	0.00	0.00	0.00	0.00	
Division: 4502 - L.E. Ramey Golf Course Maintenance Total:	413,097.45	373,851.36	433,660.00	459,784.44	365,058.00	421,149.54	469,419.16	469,419.16	
Division: 4503 - Parks Maintenance									
10 - Personnel Services	287,388.80	257,674.43	266,674.00	247,399.45	217,139.59	251,899.45	275,348.00	275,348.00	
20 - Supplies	42,880.30	50,053.96	49,945.00	45,067.14	40,324.82	43,188.05	40,800.00	40,800.00	
30 - Services	42,825.28	28,583.03	27,984.00	29,887.77	28,703.25	28,535.59	27,188.00	27,188.00	
40 - Repairs	20,258.87	22,227.48	17,000.00	23,340.17	12,328.35	13,609.57	15,300.00	15,300.00	
50 - Maintenance	12,331.30	28,263.18	22,700.00	37,941.78	16,901.04	18,843.12	40,424.00	40,424.00	
60 - Leases	6,575.90	3,871.63	2,563.00	4,988.00	4,950.24	4,988.00	2,825.00	2,825.00	
70 - Capital Outlay	4,775.79	21,855.00	43,000.00	66,250.00	60,379.78	66,250.00	0.00	0.00	
85 - Department Reductions	0.00	0.00	0.00	10,491.00	0.00	0.00	0.00	0.00	
Division: 4503 - Parks Maintenance Total:	417,036.24	412,528.71	429,866.00	465,365.31	380,727.07	427,313.78	401,885.00	401,885.00	
Division: 4512 - Golf Course-Pro Shop									
10 - Personnel Services	149,530.45	78,451.18	133,293.00	137,064.00	124,721.56	133,293.00	141,640.00	141,640.00	
Division: 4512 - Golf Course-Pro Shop Total:	149,530.45	78,451.18	133,293.00	137,064.00	124,721.56	133,293.00	141,640.00	141,640.00	
Division: 4513 - Parks-Recreational Programs									
10 - Personnel Services	83,282.41	133,110.69	96,536.00	70,435.33	26,738.43	96,536.00	101,633.00	101,633.00	
20 - Supplies	22,010.64	18,765.44	20,400.00	23,530.90	13,955.83	17,648.32	18,250.00	18,250.00	
30 - Services	43,102.33	53,611.67	42,076.00	56,435.70	35,777.56	34,819.02	43,162.00	43,162.00	
85 - Department Reductions	0.00	0.00	0.00	5,290.30	0.00	0.00	0.00	0.00	
95 - Prior Yr Adjustments	50.00	0.00	0.00	0.00	0.00	0.00	0.00	0.00	
Division: 4513 - Parks-Recreational Programs Total:	148,445.38	205,487.80	159,012.00	155,692.23	76,471.82	149,003.34	163,045.00	163,045.00	
Division: 4514 - Softball League									
20 - Supplies	0.00	0.00	0.00	30,960.00	9,571.84	9,900.00	38,376.00	38,376.00	
30 - Services	0.00	0.00	0.00	10,000.00	3,500.29	4,408.00	13,624.00	13,624.00	

General Funds

For Fiscal: 10/2019-09/2020 Period Ending: 09/30/2020

Division	2018 Total Activity	2019 Total Activity	2020 Original Budget	2020 Total Budget (Amended)	2020 YTD Activity	Defined Budgets		
						2020 Expected Annual	2021 City Manager Proposed	2021 City Commission Adopted
Division: 4514 - Softball League Total:	0.00	0.00	0.00	40,960.00	13,072.13	14,308.00	52,000.00	52,000.00
AcctType: 5 - Expense Total:	1,378,573.33	1,363,311.13	1,528,340.00	1,632,790.99	1,289,021.04	1,509,912.66	1,620,444.16	1,620,444.16
Department : 450 - Parks & Recreation Surplus (Deficit):	-489,315.41	-418,159.53	-565,061.00	-613,551.99	-464,911.01	-631,130.38	-671,793.42	-671,793.42
Fund: 001 - GENERAL FUND Surplus (Deficit):	-489,315.41	-418,159.53	-565,061.00	-613,551.99	-464,911.01	-631,130.38	-671,793.42	-671,793.42
Report Surplus (Deficit):	-489,315.41	-418,159.53	-565,061.00	-613,551.99	-464,911.01	-631,130.38	-671,793.42	-671,793.42



Library – Division 4600

This division has been presented for prior year activity.

This division is no longer with the City as it has been transferred back to the County.

General Funds

For Fiscal: 10/2019-09/2020 Period Ending: 09/30/2020

Divisio...	2018 Total Activity	2019 Total Activity	2020 Original Budget	2020 Total Budget (Amended)	2020 YTD Activity	Defined Budgets		2021 City Manager Proposed	2021 City Commission Adopted
						2020 Expected Annual			
Department : 460 - Library									
AcctType: 5 - Expense									
Division: 4600 - Library									
10 - Personnel Services	190,525.29	198,799.44	204,688.00	204,688.00	209,257.88	204,688.00	0.00	0.00	
20 - Supplies	31,824.53	29,500.92	38,910.00	34,373.32	33,405.06	33,497.00	0.00	0.00	
30 - Services	21,842.64	19,092.27	30,573.00	25,836.20	19,237.51	26,405.15	0.00	0.00	
40 - Repairs	9,310.22	8,437.96	8,460.00	9,345.75	9,563.41	8,470.00	0.00	0.00	
50 - Maintenance	2,146.85	3,709.29	4,534.00	4,912.73	5,142.30	4,534.00	0.00	0.00	
85 - Department Reductions	0.00	0.00	0.00	8,009.00	0.00	0.00	0.00	0.00	
Division: 4600 - Library Total:	255,649.53	259,539.88	287,165.00	287,165.00	276,606.16	277,594.15	0.00	0.00	
AcctType: 5 - Expense Total:	255,649.53	259,539.88	287,165.00	287,165.00	276,606.16	277,594.15	0.00	0.00	
Department : 460 - Library Total:	255,649.53	259,539.88	287,165.00	287,165.00	276,606.16	277,594.15	0.00	0.00	

FUND EXPENSE/TRANSFER



This department is used to record transfers between funds.

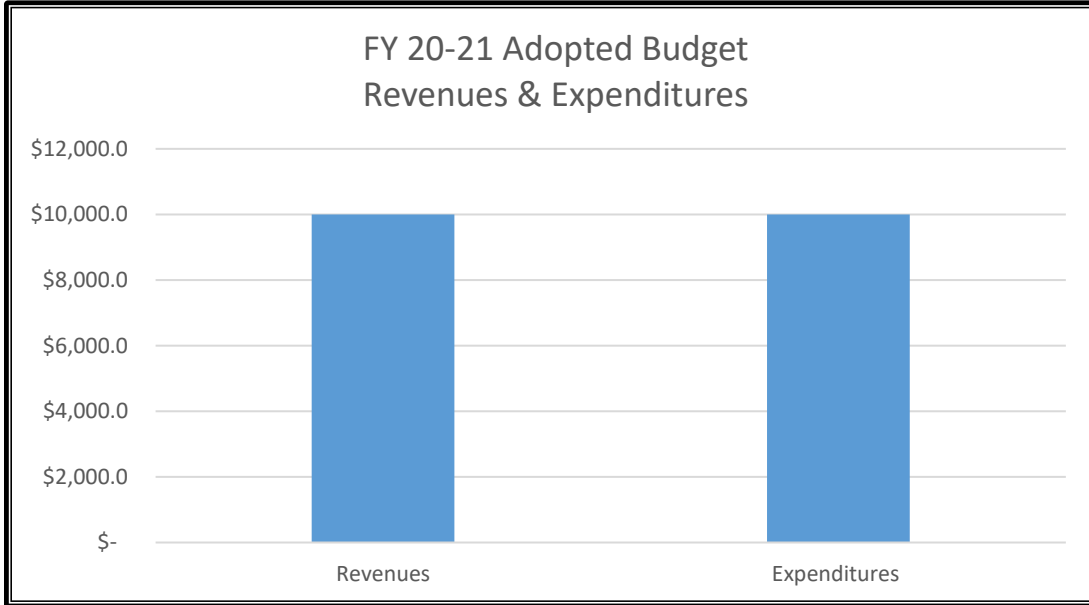
General Funds

For Fiscal: 10/2019-09/2020 Period Ending: 09/30/2020

Divisio...	2018 Total Activity	2019 Total Activity	2020 Original Budget	2020 Total Budget (Amended)	2020 YTD Activity	Defined Budgets		2021 City Manager Proposed	2021 City Commission Adopted
						2020 Expected Annual			
Department : 690 - Fund Expense/Transfer									
AcctType: 5 - Expense									
Division: 6900 - Fund Expense/Transfer									
80 - Transfers Out	213,356.64	333,434.00	381,113.00	431,113.00	273,973.75	402,785.00	609,828.00	609,828.00	
Division: 6900 - Fund Expense/Transfer Total:	213,356.64	333,434.00	381,113.00	431,113.00	273,973.75	402,785.00	609,828.00	609,828.00	
AcctType: 5 - Expense Total:	213,356.64	333,434.00	381,113.00	431,113.00	273,973.75	402,785.00	609,828.00	609,828.00	
Department : 690 - Fund Expense/Transfer Total:	213,356.64	333,434.00	381,113.00	431,113.00	273,973.75	402,785.00	609,828.00	609,828.00	
Fund: 001 - GENERAL FUND Surplus (Deficit):	384,779.93	353,543.33	-1,213,061.10	-1,143,694.41	-760,670.40	-492,715.21	-1,126,005.31	-1,126,005.31	

FUND 025 – BUILDING SECURITY

FUND SUMMARY



	FY 20-21 Adopted Budget
Revenues	\$ 10,000
Expenditures	10,000
Net Revenues over (under) Expenditures	<u>\$ -</u>
 <u>Fund Balance</u>	
Beginning Fund Balance - (Unaudited)	\$ 5,552
Budgeted Revenues	10,000
Budgeted Expenditures	10,000
Estimated Ending Fund Balance 09/30/21	<u>\$ 5,552</u>



City of Kingsville, TX

General Funds Group Summary

For Fiscal: 10/2019-09/2020 Period Ending: 09/30/2020

Division	2018 Total Activity	2019 Total Activity	2020 Original Budget	2020 Total Budget (Amended)	2020 YTD Activity	Defined Budgets		
						2020 Expected Annual	2021 City Manager Proposed	2021 City Commission Adopted
Fund: 025 - BUILDING SECURITY FUND								
AcctType: 4 - Revenue								
Division: 1800 - Finance								
400 - Fines	12,106.25	11,264.86	10,000.00	10,000.00	9,369.61	10,000.00	10,000.00	10,000.00
Division: 1800 - Finance Total:	12,106.25	11,264.86	10,000.00	10,000.00	9,369.61	10,000.00	10,000.00	10,000.00
AcctType: 4 - Revenue Total:	12,106.25	11,264.86	10,000.00	10,000.00	9,369.61	10,000.00	10,000.00	10,000.00

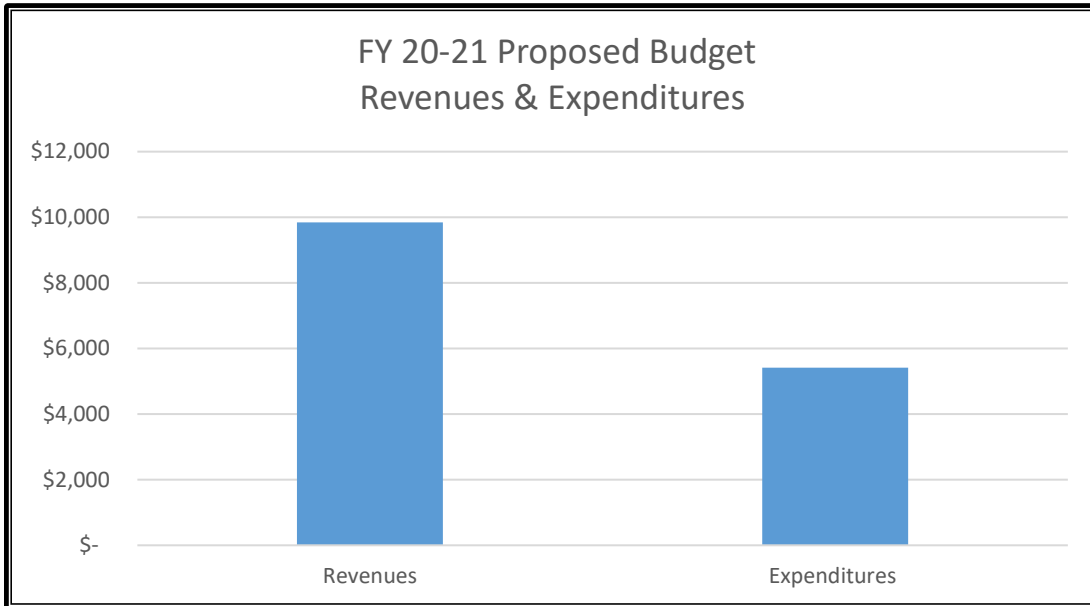
General Funds

For Fiscal: 10/2019-09/2020 Period Ending: 09/30/2020

Division	2018 Total Activity	2019 Total Activity	2020 Original Budget	2020 Total Budget (Amended)	2020 YTD Activity	Defined Budgets		
						2020 Expected Annual	2021 City Manager Proposed	2021 City Commission Adopted
AcctType: 5 - Expense								
Division: 2100 - Police								
10 - Personnel Services	10,000.00	7,978.86	10,000.00	10,000.00	6,865.68	10,000.00	10,000.00	10,000.00
Division: 2100 - Police Total:	10,000.00	7,978.86	10,000.00	10,000.00	6,865.68	10,000.00	10,000.00	10,000.00
Division: 6900 - Fund Expense/Transfer								
80 - Transfers Out	90,000.00	0.00	0.00	0.00	0.00	0.00	0.00	0.00
Division: 6900 - Fund Expense/Transfer Total:	90,000.00	0.00	0.00	0.00	0.00	0.00	0.00	0.00
AcctType: 5 - Expense Total:	100,000.00	7,978.86	10,000.00	10,000.00	6,865.68	10,000.00	10,000.00	10,000.00
Fund: 025 - BUILDING SECURITY FUND Surplus (Deficit):	-87,893.75	3,286.00	0.00	0.00	2,503.93	0.00	0.00	0.00
Report Surplus (Deficit):	-87,893.75	3,286.00	0.00	0.00	2,503.93	0.00	0.00	0.00

FUND 026 – GOLF COURSE

CAPITAL MAINTENANCE FUND SUMMARY



	FY 20-21 Adopted Budget
Revenues - Transfers In	\$ 9,839
Expenditures - Transfers Out	5,416
Net Revenues over (under) Expenditures	<u>\$ 4,423</u>
 <u>Fund Balance</u>	
Beginning Fund Balance - (Unaudited)	\$ 3,286
Budgeted Revenues	9,839
Budgeted Expenditures	5,416
Estimated Ending Fund Balance 09/30/21	<u>\$ 7,709</u>



City of Kingsville, TX

General Funds Group Summary

For Fiscal: 10/2019-09/2020 Period Ending: 09/30/2020

Division	2018 Total Activity	2019 Total Activity	2020 Original Budget	2020 Total Budget (Amended)	2020 YTD Activity	Defined Budgets		
						2020 Expected Annual	2021 City Manager Proposed	2021 City Commission Adopted
Fund: 026 - GOLF COURSE CAPITAL MAINTENANCE FUND								
AcctType: 4 - Revenue								
Division: 0000 - Non-Departmental								
750 - Transfers	6,596.64	5,471.00	16,441.00	16,441.00	12,330.75	124,886.05	9,839.00	9,839.00
Division: 0000 - Non-Departmental Total:	6,596.64	5,471.00	16,441.00	16,441.00	12,330.75	124,886.05	9,839.00	9,839.00
Division: 4502 - L.E. Ramey Golf Course Maintenance								
500 - General Services Fees	0.00	0.00	34,000.00	36,890.22	35,235.43	36,890.22	0.00	0.00
Division: 4502 - L.E. Ramey Golf Course Maintenance Total:	0.00	0.00	34,000.00	36,890.22	35,235.43	36,890.22	0.00	0.00
AcctType: 4 - Revenue Total:	6,596.64	5,471.00	50,441.00	53,331.22	47,566.18	161,776.27	9,839.00	9,839.00

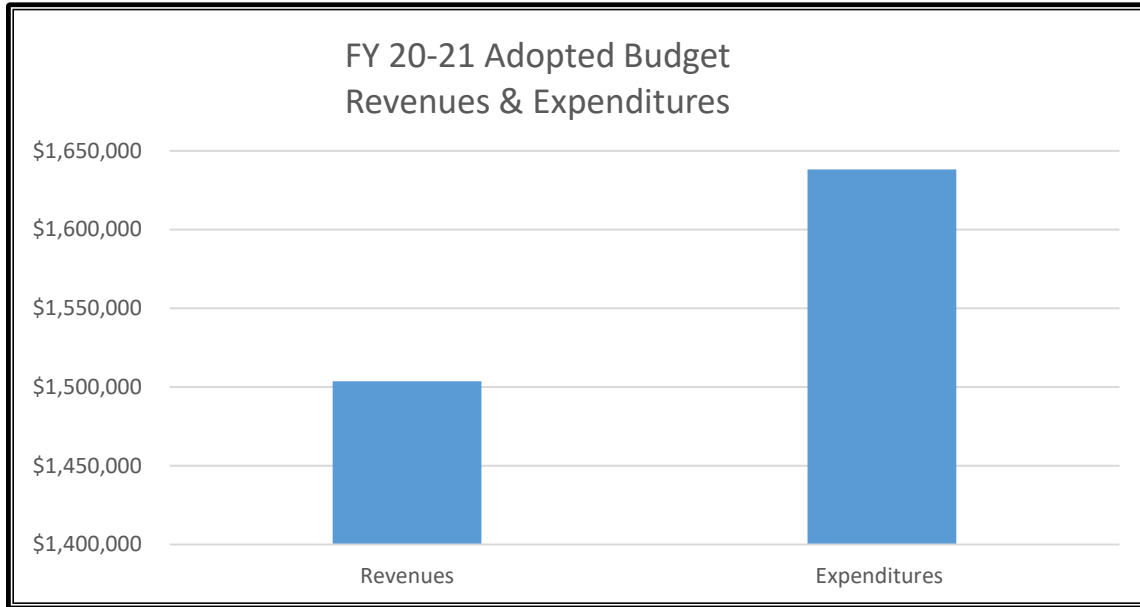
General Funds

For Fiscal: 10/2019-09/2020 Period Ending: 09/30/2020

Division	2018 Total Activity	2019 Total Activity	2020 Original Budget	2020 Total Budget (Amended)	2020 YTD Activity	Defined Budgets		2021 City Manager Proposed	2021 City Commission Adopted
						2020 Expected Annual			
AcctType: 5 - Expense									
Division: 4502 - L.E. Ramey Golf Course Maintenance									
50 - Maintenance	0.00	0.00	64,324.00	64,324.00	55,214.59	172,769.00		0.00	0.00
70 - Capital Outlay	0.00	0.00	0.00	5,780.44	0.00	5,780.44		0.00	0.00
Division: 4502 - L.E. Ramey Golf Course Maintenance Total:	0.00	0.00	64,324.00	70,104.44	55,214.59	178,549.44		0.00	0.00
Division: 6900 - Fund Expense/Transfer									
80 - Transfers Out	0.00	0.00	0.00	0.00	0.00	0.00		5,416.16	5,416.16
Division: 6900 - Fund Expense/Transfer Total:	0.00	0.00	0.00	0.00	0.00	0.00		5,416.16	5,416.16
AcctType: 5 - Expense Total:	0.00	0.00	64,324.00	70,104.44	55,214.59	178,549.44		5,416.16	5,416.16
Fund: 026 - GOLF COURSE CAPITAL MAINTENANCE FUND Surplus (D	6,596.64	5,471.00	-13,883.00	-16,773.22	-7,648.41	-16,773.17		4,422.84	4,422.84
Report Surplus (Deficit):	6,596.64	5,471.00	-13,883.00	-16,773.22	-7,648.41	-16,773.17		4,422.84	4,422.84

FUND 087 – SOLID WASTE

CAPITAL PROJECTS FUND SUMMARY



		FY 20-21 Adopted Budget
Revenues		\$ 1,503,750
Expenditures		1,638,260
Net Revenues over (under) Expenditures		<u>\$ (134,510)</u>
 <u>Fund Balance</u>		
Beginning Fund Balance - (Unaudited)		\$ 437,134
Budgeted Revenues		1,503,750
Budgeted Expenditures	\$ 1,425,450	
Budgeted Transfers Out	<u>212,810</u>	
Total Budgeted Expenditures		<u>1,638,260</u>
Estimated Ending Fund Balance 09/30/21		<u>\$ 302,624</u>



City of Kingsville, TX

General Funds Group Summary

For Fiscal: 10/2019-09/2020 Period Ending: 09/30/2020

Division	2018 Total Activity	2019 Total Activity	2020 Original Budget	2020 Total Budget (Amended)	2020 YTD Activity	Defined Budgets		
						2020 Expected Annual	2021 City Manager Proposed	2021 City Commission Adopted
Fund: 087 - SOLID WASTE-CAP PROJECTS								
AcctType: 4 - Revenue								
Division: 1700 - Solid Waste Managmnt								
800 - Utility Services	569,167.71	570,371.80	560,000.00	560,000.00	544,198.46	572,000.00	572,000.00	572,000.00
900 - Interest & Other	2,156.85	4,438.37	5,000.00	5,000.00	2,375.62	2,575.00	1,750.00	1,750.00
Division: 1700 - Solid Waste Managmnt Total:	571,324.56	574,810.17	565,000.00	565,000.00	546,574.08	574,575.00	573,750.00	573,750.00
Division: 1702 - Sanitation Collection								
500 - General Services Fees	0.00	0.00	314,044.00	314,044.00	314,043.41	314,043.41	930,000.00	930,000.00
900 - Interest & Other	596,445.00	0.00	0.00	0.00	0.00	0.00	0.00	0.00
Division: 1702 - Sanitation Collection Total:	596,445.00	0.00	314,044.00	314,044.00	314,043.41	314,043.41	930,000.00	930,000.00
AcctType: 4 - Revenue Total:	1,167,769.56	574,810.17	879,044.00	879,044.00	860,617.49	888,618.41	1,503,750.00	1,503,750.00

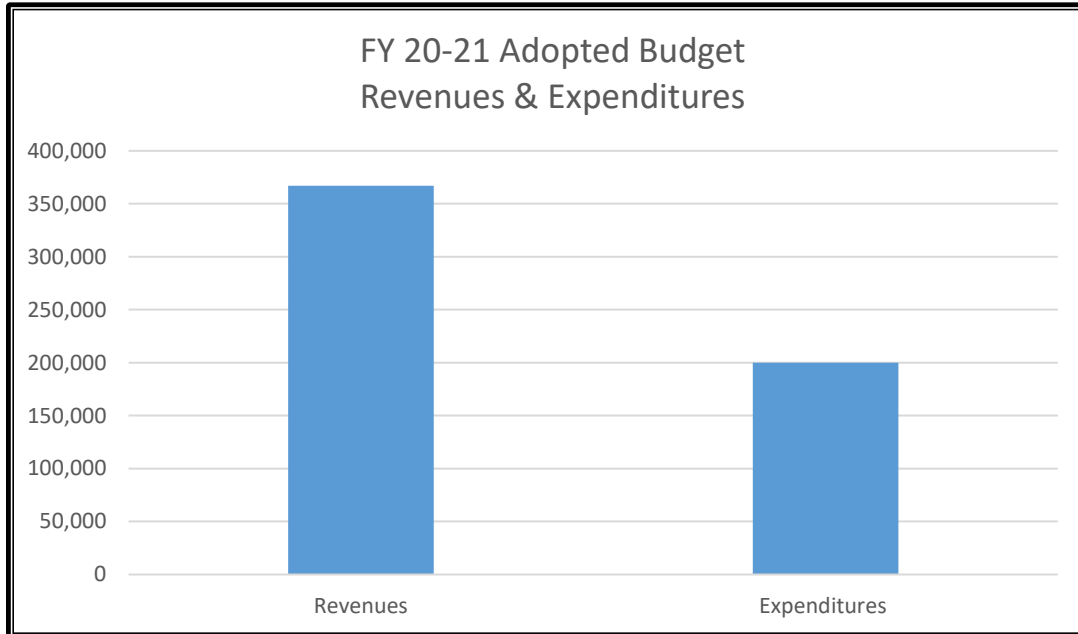
General Funds

For Fiscal: 10/2019-09/2020 Period Ending: 09/30/2020

Division	2018 Total Activity	2019 Total Activity	2020 Original Budget	2020 Total Budget (Amended)	2020 YTD Activity	Defined Budgets		2021 City Manager Proposed	2021 City Commission Adopted
						2020 Expected Annual			
AcctType: 5 - Expense									
Division: 1701 - Admin - Recycling Center									
40 - Repairs	-0.22	0.00	0.00	0.00	0.00	0.00	0.00	0.00	0.00
70 - Capital Outlay	4,000.00	0.00	0.00	0.00	0.00	0.00	0.00	0.00	0.00
Division: 1701 - Admin - Recycling Center Total:	3,999.78	0.00	0.00	0.00	0.00	0.00	0.00	0.00	0.00
Division: 1702 - Sanitation Collection									
20 - Supplies	71,900.00	71,698.00	71,900.00	71,900.00	71,743.50	71,900.00	71,900.00	71,900.00	71,900.00
40 - Repairs	77,856.10	55,554.24	77,000.00	76,848.42	63,676.26	76,848.42	77,000.00	77,000.00	77,000.00
60 - Leases	11,695.00	95,278.79	146,529.00	146,680.58	95,278.79	146,680.58	296,550.00	296,550.00	296,550.00
70 - Capital Outlay	584,750.00	0.00	314,044.00	314,044.00	314,043.00	314,044.00	930,000.00	930,000.00	930,000.00
Division: 1702 - Sanitation Collection Total:	746,201.10	222,531.03	609,473.00	609,473.00	544,741.55	609,473.00	1,375,450.00	1,375,450.00	1,375,450.00
Division: 1703 - Landfill									
40 - Repairs	505.50	0.00	0.00	0.00	0.00	0.00	0.00	0.00	0.00
70 - Capital Outlay	10,265.00	0.00	0.00	0.00	0.00	0.00	0.00	0.00	0.00
Division: 1703 - Landfill Total:	10,770.50	0.00	0.00	0.00	0.00	0.00	0.00	0.00	0.00
Division: 3050 - Street									
50 - Maintenance	11,531.41	41,541.57	50,000.00	50,000.00	10,732.79	50,000.00	50,000.00	50,000.00	50,000.00
Division: 3050 - Street Total:	11,531.41	41,541.57	50,000.00	50,000.00	10,732.79	50,000.00	50,000.00	50,000.00	50,000.00
Division: 6900 - Fund Expense/Transfer									
80 - Transfers Out	162,853.23	212,626.00	214,901.00	214,901.00	161,175.75	214,901.00	212,810.00	212,810.00	212,810.00
Division: 6900 - Fund Expense/Transfer Total:	162,853.23	212,626.00	214,901.00	214,901.00	161,175.75	214,901.00	212,810.00	212,810.00	212,810.00
AcctType: 5 - Expense Total:	935,356.02	476,698.60	874,374.00	874,374.00	716,650.09	874,374.00	1,638,260.00	1,638,260.00	1,638,260.00
Fund: 087 - SOLID WASTE-CAP PROJECTS Surplus (Deficit):	232,413.54	98,111.57	4,670.00	4,670.00	143,967.40	14,244.41	-134,510.00	-134,510.00	-134,510.00
Report Surplus (Deficit):	232,413.54	98,111.57	4,670.00	4,670.00	143,967.40	14,244.41	-134,510.00	-134,510.00	-134,510.00

FUND 090 – LANDFILL

CLOSURE FUND SUMMARY



	FY 20-21 Adopted Budget
Revenues	\$ 367,122
Expenditures	200,000
Net Revenues over (under) Expenditures	<u>\$ 167,122</u>

Fund Balance

Beginning Fund Balance - (Unaudited)		\$ 1,603,974
Budgeted Revenues	\$ 270,650	
Budgeted Transfers In	96,472	
Total Budgeted Revenues		367,122
Budgeted Expenditures		200,000
Estimated Ending Fund Balance 09/30/21		<u>\$ 1,771,096</u>



City of Kingsville, TX

General Funds Group Summary

For Fiscal: 10/2019-09/2020 Period Ending: 09/30/2020

Division	2018 Total Activity	2019 Total Activity	2020 Original Budget	2020 Total Budget (Amended)	2020 YTD Activity	Defined Budgets		
						2020 Expected Annual	2021 City Manager Proposed	2021 City Commission Adopted
Fund: 090 - LANDFILL CLOSURE FUND								
AcctType: 4 - Revenue								
Division: 0000 - Non-Departmental								
750 - Transfers	97,609.23	97,183.00	96,827.00	96,827.00	72,620.25	96,827.00	96,472.00	96,472.00
900 - Interest & Other	2,611.14	1,014.46	1,000.00	1,000.00	494.17	525.00	250.00	250.00
Division: 0000 - Non-Departmental Total:	100,220.37	98,197.46	97,827.00	97,827.00	73,114.42	97,352.00	96,722.00	96,722.00
Division: 1700 - Solid Waste Managmnt								
800 - Utility Services	271,087.41	267,287.54	270,400.00	270,400.00	256,286.37	269,150.00	270,400.00	270,400.00
Division: 1700 - Solid Waste Managmnt Total:	271,087.41	267,287.54	270,400.00	270,400.00	256,286.37	269,150.00	270,400.00	270,400.00
AcctType: 4 - Revenue Total:	371,307.78	365,485.00	368,227.00	368,227.00	329,400.79	366,502.00	367,122.00	367,122.00

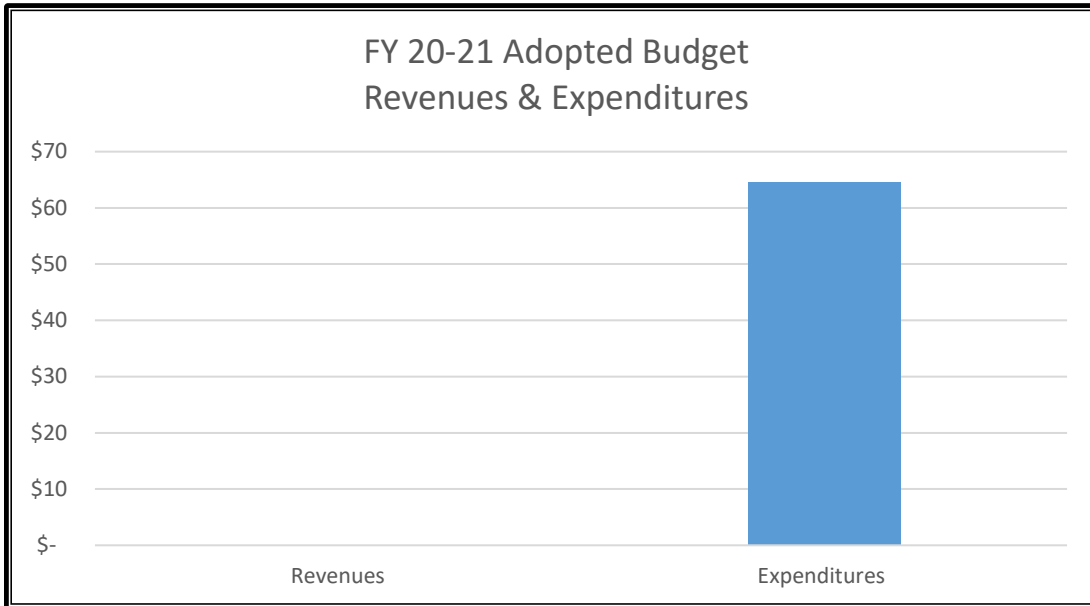
General Funds

For Fiscal: 10/2019-09/2020 Period Ending: 09/30/2020

Division	2018 Total Activity	2019 Total Activity	2020 Original Budget	2020 Total Budget (Amended)	2020 YTD Activity	Defined Budgets		
						2020 Expected Annual	2021 City Manager Proposed	2021 City Commission Adopted
AcctType: 5 - Expense								
Division: 1703 - Landfill								
30 - Services	0.00	221,620.12	252,000.00	177,000.00	166,718.00	177,000.00	200,000.00	200,000.00
40 - Repairs	58,049.53	21,507.20	0.00	0.00	0.00	0.00	0.00	0.00
50 - Maintenance	0.00	0.00	0.00	75,000.00	53,560.93	75,000.00	0.00	0.00
95 - Prior Yr Adjustments	705.75	1,734.92	0.00	0.00	0.00	0.00	0.00	0.00
Division: 1703 - Landfill Total:	58,755.28	244,862.24	252,000.00	252,000.00	220,278.93	252,000.00	200,000.00	200,000.00
AcctType: 5 - Expense Total:	58,755.28	244,862.24	252,000.00	252,000.00	220,278.93	252,000.00	200,000.00	200,000.00
Fund: 090 - LANDFILL CLOSURE FUND Surplus (Deficit):	312,552.50	120,622.76	116,227.00	116,227.00	109,121.86	114,502.00	167,122.00	167,122.00
Report Surplus (Deficit):	312,552.50	120,622.76	116,227.00	116,227.00	109,121.86	114,502.00	167,122.00	167,122.00

FUND 091 – GENERAL FUND

CAPITAL PROJECTS FUND SUMMARY



	FY 20-21 Adopted Budget
Revenues	\$ -
Expenditures	\$ 65
Net Revenues over (under) Expenditures	<u>\$ (65)</u>
 <u>Fund Balance</u>	
Beginning Fund Balance - (Unaudited)	\$ 9,065
Budgeted Revenues	0
Budgeted Expenditures - Transfers Out	65
Estimated Ending Fund Balance 09/30/21	<u>\$ 9,000</u>



City of Kingsville, TX

General Funds Group Summary

For Fiscal: 10/2019-09/2020 Period Ending: 09/30/2020

Division	2018 Total Activity	2019 Total Activity	2020 Original Budget	2020 Total Budget (Amended)	2020 YTD Activity	Defined Budgets			
						2020 Expected Annual	2021 City Manager Proposed	2021 City Commission Adopted	
Fund: 091 - GF CAPITAL PROJECTS									
AcctType: 4 - Revenue									
Division: 0000 - Non-Departmental									
750 - Transfers	0.00	0.00	0.00	9,000.00	4,500.00	9,000.00	0.00	0.00	
900 - Interest & Other	64.86	67.74	0.00	0.00	3.52	3.52	0.00	0.00	
Division: 0000 - Non-Departmental Total:	64.86	67.74	0.00	9,000.00	4,503.52	9,003.52	0.00	0.00	
AcctType: 4 - Revenue Total:	64.86	67.74	0.00	9,000.00	4,503.52	9,003.52	0.00	0.00	

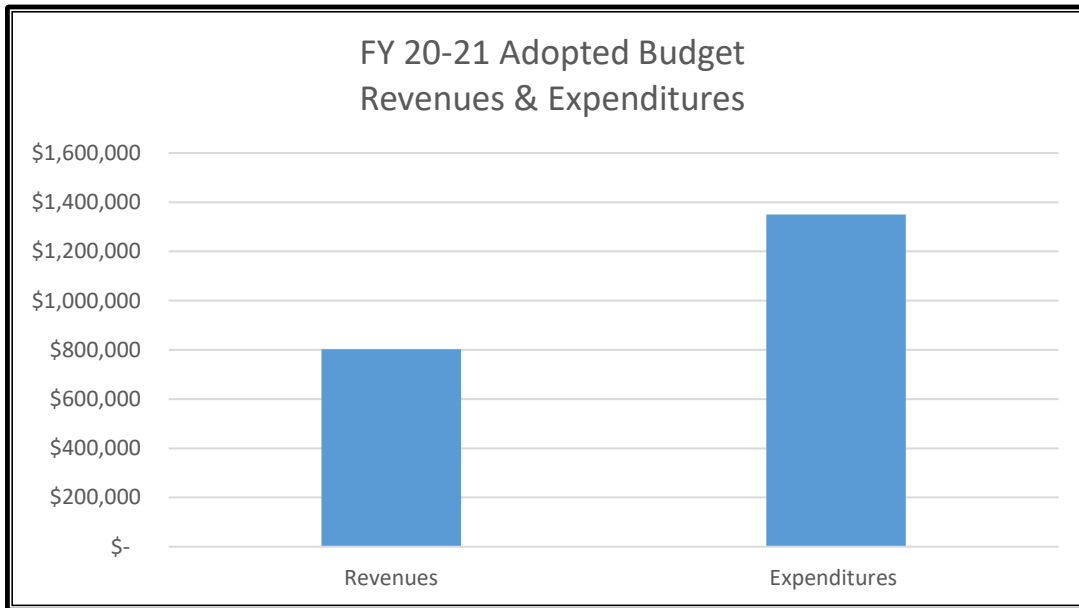
General Funds

For Fiscal: 10/2019-09/2020 Period Ending: 09/30/2020

Division	2018 Total Activity	2019 Total Activity	2020 Original Budget	2020 Total Budget (Amended)	2020 YTD Activity	Defined Budgets		
						2020 Expected Annual	2021 City Manager Proposed	2021 City Commission Adopted
AcctType: 5 - Expense								
Division: 1603 - Code Compliance								
50 - Maintenance	0.00	0.00	0.00	9,000.00	9,000.00	0.00	0.00	0.00
Division: 1603 - Code Compliance Total:	0.00	0.00	0.00	9,000.00	9,000.00	0.00	0.00	0.00
Division: 6900 - Fund Expense/Transfer								
80 - Transfers Out	0.00	3,616.00	0.00	0.00	0.00	0.00	64.58	64.58
Division: 6900 - Fund Expense/Transfer Total:	0.00	3,616.00	0.00	0.00	0.00	0.00	64.58	64.58
AcctType: 5 - Expense Total:	0.00	3,616.00	0.00	9,000.00	9,000.00	0.00	64.58	64.58
Fund: 091 - GF CAPITAL PROJECTS Surplus (Deficit):	64.86	-3,548.26	0.00	0.00	-4,496.48	9,003.52	-64.58	-64.58
Report Surplus (Deficit):	64.86	-3,548.26	0.00	0.00	-4,496.48	9,003.52	-64.58	-64.58

FUND 092 – STREET FUND

FUND SUMMARY



	FY 20-21 Adopted Budget
Revenues	\$ 802,000
Expenditures	1,350,000
Net Revenues over (under) Expenditures	<u>\$ (548,000)</u>

Fund Balance

Beginning Fund Balance - (Unaudited)	\$ 958,319
Budgeted Revenues	802,000
Budgeted Expenditures	\$ 1,200,000
Budgeted Transfers Out	150,000
Total Budgeted Expenditures	<u>1,350,000</u>
Estimated Ending Fund Balance 09/30/21	<u>\$ 410,319</u>



City of Kingsville, TX

General Funds Group Summary

For Fiscal: 10/2019-09/2020 Period Ending: 09/30/2020

Division	2018 Total Activity	2019 Total Activity	2020 Original Budget	2020 Total Budget (Amended)	2020 YTD Activity	Defined Budgets		
						2020 Expected Annual	2021 City Manager Proposed	2021 City Commission Adopted
Fund: 092 - STREET FUND								
AcctType: 4 - Revenue								
Division: 0000 - Non-Departmental								
750 - Transfers	0.00	8,655.97	0.00	54,610.32	54,610.32	54,610.32	0.00	0.00
900 - Interest & Other	0.00	5.00	0.00	0.00	0.00	0.00	0.00	0.00
Division: 0000 - Non-Departmental Total:	0.00	8,660.97	0.00	54,610.32	54,610.32	54,610.32	0.00	0.00
Division: 3050 - Street								
800 - Utility Services	812,278.04	787,121.99	812,000.00	812,000.00	761,203.71	800,000.00	802,000.00	802,000.00
Division: 3050 - Street Total:	812,278.04	787,121.99	812,000.00	812,000.00	761,203.71	800,000.00	802,000.00	802,000.00
AcctType: 4 - Revenue Total:	812,278.04	795,782.96	812,000.00	866,610.32	815,814.03	854,610.32	802,000.00	802,000.00

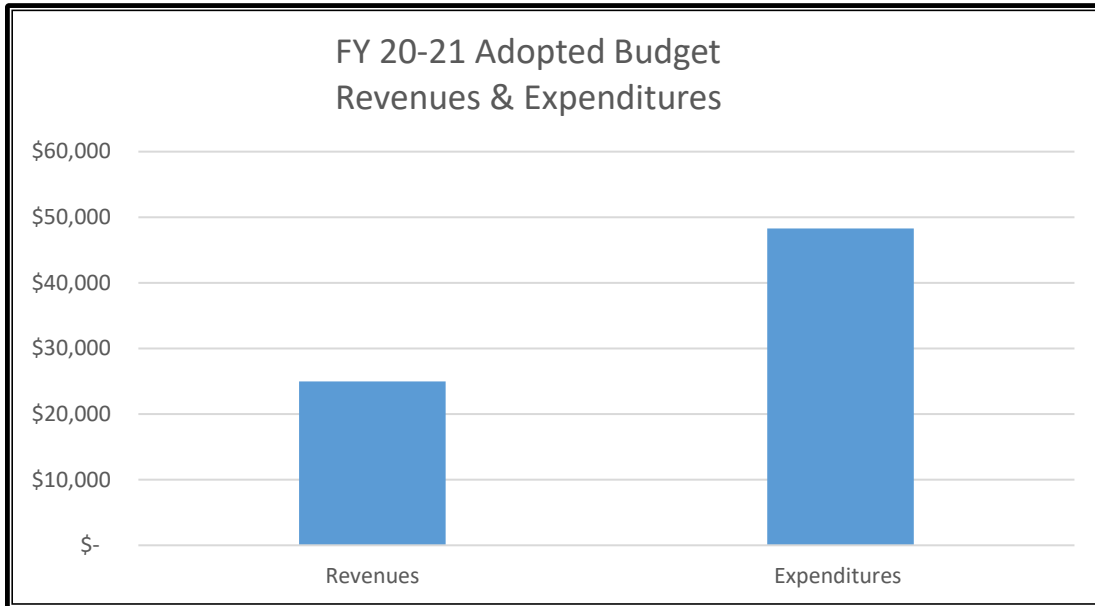
General Funds

For Fiscal: 10/2019-09/2020 Period Ending: 09/30/2020

Division	2018 Total Activity	2019 Total Activity	2020 Original Budget	2020 Total Budget (Amended)	2020 YTD Activity	Defined Budgets		
						2020 Expected Annual	2021 City Manager Proposed	2021 City Commission Adopted
AcctType: 5 - Expense								
Division: 3050 - Street								
30 - Services	18,862.73	4,695.28	0.00	2,000.00	2,000.00	2,000.00	0.00	0.00
50 - Maintenance	465,005.70	1,001,617.86	791,471.00	789,471.00	589,430.95	550,000.00	1,200,000.00	1,200,000.00
70 - Capital Outlay	18,745.00	0.00	0.00	0.00	0.00	0.00	0.00	0.00
95 - Prior Yr Adjustments	471.70	1,302.10	0.00	0.00	0.00	0.00	0.00	0.00
Division: 3050 - Street Total:	503,085.13	1,007,615.24	791,471.00	791,471.00	591,430.95	552,000.00	1,200,000.00	1,200,000.00
Division: 6900 - Fund Expense/Transfer								
80 - Transfers Out	0.00	50,000.00	50,000.00	50,000.00	37,500.00	50,000.00	150,000.00	150,000.00
Division: 6900 - Fund Expense/Transfer Total:	0.00	50,000.00	50,000.00	50,000.00	37,500.00	50,000.00	150,000.00	150,000.00
AcctType: 5 - Expense Total:	503,085.13	1,057,615.24	841,471.00	841,471.00	628,930.95	602,000.00	1,350,000.00	1,350,000.00
Fund: 092 - STREET FUND Surplus (Deficit):	309,192.91	-261,832.28	-29,471.00	25,139.32	186,883.08	252,610.32	-548,000.00	-548,000.00
Report Surplus (Deficit):	309,192.91	-261,832.28	-29,471.00	25,139.32	186,883.08	252,610.32	-548,000.00	-548,000.00

FUND 093 – PARK MAINTENANCE

FUND SUMMARY



	FY 20-21 Adopted Budget
Revenues	\$ 25,000
Expenditures	48,304
Net Revenues over (under) Expenditures	<u>\$ (23,304)</u>
 <u>Fund Balance</u>	
Beginning Fund Balance - (Unaudited)	\$ 38,784
Budgeted Revenues	\$ 0
Budgeted Transfers In	25,000
Total Budgeted Revenues	<u>25,000</u>
 Budgeted Expenditures	 48,304
Estimated Ending Fund Balance 09/30/21	<u><u>\$ 15,480</u></u>

General Funds

For Fiscal: 10/2019-09/2020 Period Ending: 09/30/2020

Divisio...	2018 Total Activity	2019 Total Activity	2020 Original Budget	2020 Total Budget (Amended)	2020 YTD Activity	Defined Budgets		2021 City Manager Proposed	2021 City Commission Adopted
						2020 Expected Annual			
Fund: 093 - PARK MAINTENANCE FUND									
Department : 000 - Non-Departmental									
AcctType: 4 - Revenue									
Division: 0000 - Non-Departmental									
750 - Transfers	0.00	45,000.00	25,000.00	25,000.00	18,750.00	25,000.00	25,000.00	25,000.00	25,000.00
Division: 0000 - Non-Departmental Total:	0.00	45,000.00	25,000.00	25,000.00	18,750.00	25,000.00	25,000.00	25,000.00	25,000.00
AcctType: 4 - Revenue Total:	0.00	45,000.00	25,000.00	25,000.00	18,750.00	25,000.00	25,000.00	25,000.00	25,000.00
Department : 000 - Non-Departmental Total:	0.00	45,000.00	25,000.00	25,000.00	18,750.00	25,000.00	25,000.00	25,000.00	25,000.00

General Funds

For Fiscal: 10/2019-09/2020 Period Ending: 09/30/2020

Divisio...	2018 Total Activity	2019 Total Activity	2020 Original Budget	2020 Total Budget (Amended)	2020 YTD Activity	Defined Budgets		2021 City Manager Proposed	2021 City Commission Adopted
						2020 Expected Annual			
Department : 450 - Parks & Recreation									
AcctType: 5 - Expense									
Division: 4503 - Parks Maintenance									
20 - Supplies	0.00	0.00	9,000.00	10,934.00	10,928.93	9,000.00		0.00	0.00
50 - Maintenance	62,462.79	21,462.71	18,539.00	16,605.00	13,305.04	18,539.00		0.00	0.00
70 - Capital Outlay	0.00	0.00	0.00	0.00	0.00	0.00		48,304.00	48,304.00
Division: 4503 - Parks Maintenance Total:	62,462.79	21,462.71	27,539.00	27,539.00	24,233.97	27,539.00		48,304.00	48,304.00
AcctType: 5 - Expense Total:	62,462.79	21,462.71	27,539.00	27,539.00	24,233.97	27,539.00		48,304.00	48,304.00
Department : 450 - Parks & Recreation Total:	62,462.79	21,462.71	27,539.00	27,539.00	24,233.97	27,539.00		48,304.00	48,304.00
Fund: 093 - PARK MAINTENANCE FUND Surplus (Deficit):	-62,462.79	23,537.29	-2,539.00	-2,539.00	-5,483.97	-2,539.00		-23,304.00	-23,304.00



FUND 096 – INSURANCE CLAIM RECOVERY FUND SUMMARY

FY 20-21 Adopted Budget Revenues & Expenditures	
\$1	_____
\$1	_____
\$1	_____
\$1	_____
\$1	_____
\$1	_____
\$0	_____
\$0	_____
\$0	_____
\$0	_____
\$-	_____
	Revenues Expenditures

	FY 20-21 Adopted Budget
Revenues	\$ 0
Expenditures	0
Net Revenues over (under) Expenditures	<u>\$ 0</u>
 <u>Fund Balance</u>	
Beginning Fund Balance - (Unaudited)	\$ 0
Budgeted Revenues	0
Budgeted Expenditures	0
Estimated Ending Fund Balance 09/30/21	<u>\$ 0</u>



City of Kingsville, TX

General Funds Group Summary

For Fiscal: 10/2019-09/2020 Period Ending: 09/30/2020

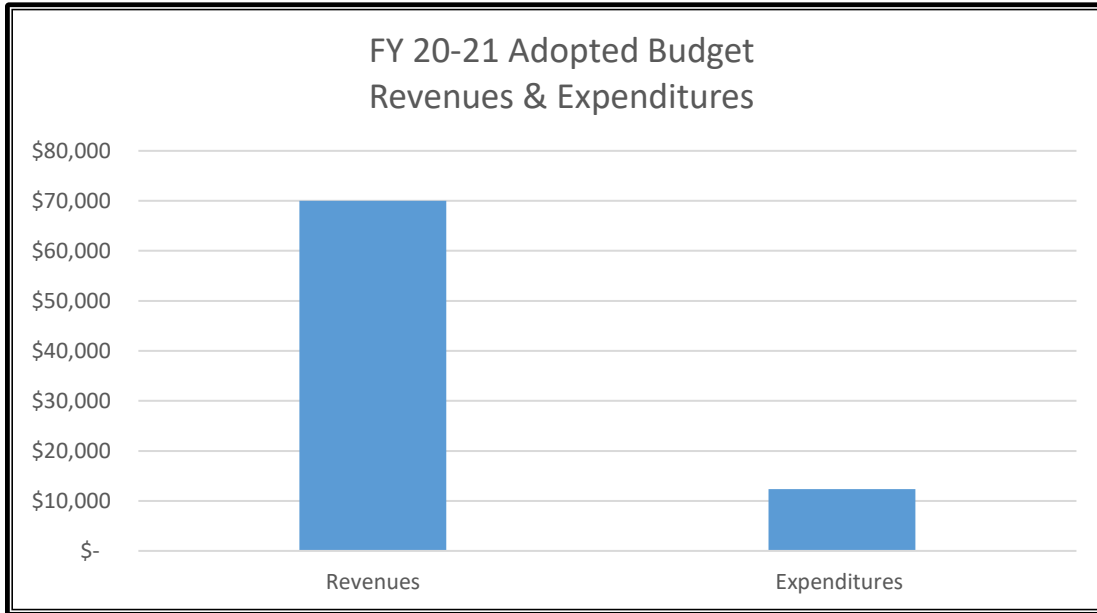
Division	2018 Total Activity	2019 Total Activity	2020 Original Budget	2020 Total Budget (Amended)	2020 YTD Activity	Defined Budgets			
						2020 Expected Annual	2021 City Manager Proposed	2021 City Commission Adopted	
Fund: 096 - INSURANCE CLAIM RECOVERY FUND									
AcctType: 4 - Revenue									
Division: 0000 - Non-Departmental									
500 - General Services Fees	0.00	1,775.97	0.00	0.00	8,307.33	8,307.33	0.00	0.00	
Division: 0000 - Non-Departmental Total:	0.00	1,775.97	0.00	0.00	8,307.33	8,307.33	0.00	0.00	
AcctType: 4 - Revenue Total:	0.00	1,775.97	0.00	0.00	8,307.33	8,307.33	0.00	0.00	

General Funds

For Fiscal: 10/2019-09/2020 Period Ending: 09/30/2020

Division	2018 Total Activity	2019 Total Activity	2020 Original Budget	2020 Total Budget (Amended)	2020 YTD Activity	Defined Budgets		2021 City Manager Proposed	2021 City Commission Adopted
						2020 Expected Annual			
AcctType: 5 - Expense									
Division: 1030 - City Special									
20 - Supplies	0.00	0.00	3,695.00	3,695.00	0.00	0.00		0.00	0.00
Division: 1030 - City Special Total:	0.00	0.00	3,695.00	3,695.00	0.00	0.00		0.00	0.00
Division: 1071 - TOURISM-ADMIN									
20 - Supplies	0.00	0.00	3,232.00	3,232.00	0.00	0.00		0.00	0.00
Division: 1071 - TOURISM-ADMIN Total:	0.00	0.00	3,232.00	3,232.00	0.00	0.00		0.00	0.00
Division: 1076 - TOURISM-J.K. Northway Coliseum									
70 - Capital Outlay	89,585.14	0.00	0.00	0.00	0.00	0.00		0.00	0.00
93 - Project Accounts	4,170.00	3,893.38	0.00	0.00	0.00	0.00		0.00	0.00
Division: 1076 - TOURISM-J.K. Northway Coliseum Total:	93,755.14	3,893.38	0.00	0.00	0.00	0.00		0.00	0.00
Division: 1603 - Code Compliance									
50 - Maintenance	0.00	0.00	1,447.00	1,447.00	0.00	0.00		0.00	0.00
70 - Capital Outlay	0.00	0.00	62,802.00	62,802.00	0.00	0.00		0.00	0.00
Division: 1603 - Code Compliance Total:	0.00	0.00	64,249.00	64,249.00	0.00	0.00		0.00	0.00
Division: 1703 - Landfill									
50 - Maintenance	0.00	0.00	9,236.00	9,236.00	0.00	0.00		0.00	0.00
70 - Capital Outlay	0.00	0.00	4,618.00	4,618.00	0.00	0.00		0.00	0.00
Division: 1703 - Landfill Total:	0.00	0.00	13,854.00	13,854.00	0.00	0.00		0.00	0.00
Division: 1806 - Technology Services									
20 - Supplies	0.00	0.00	2,078.00	2,078.00	0.00	0.00		0.00	0.00
Division: 1806 - Technology Services Total:	0.00	0.00	2,078.00	2,078.00	0.00	0.00		0.00	0.00
Division: 2101 - Administration									
50 - Maintenance	0.00	0.00	18,471.00	18,471.00	0.00	0.00		0.00	0.00
70 - Capital Outlay	0.00	0.00	137,937.00	137,937.00	0.00	0.00		0.00	0.00
Division: 2101 - Administration Total:	0.00	0.00	156,408.00	156,408.00	0.00	0.00		0.00	0.00
Division: 4503 - Parks Maintenance									
50 - Maintenance	0.00	0.00	1,619.00	1,619.00	1,619.00	0.00		0.00	0.00
93 - Project Accounts	17,164.07	0.00	0.00	0.00	0.00	0.00		0.00	0.00
Division: 4503 - Parks Maintenance Total:	17,164.07	0.00	1,619.00	1,619.00	1,619.00	0.00		0.00	0.00
Division: 6900 - Fund Expense/Transfer									
80 - Transfers Out	120,000.00	0.00	0.00	10,063.30	10,063.30	10,063.30		0.00	0.00
Division: 6900 - Fund Expense/Transfer Total:	120,000.00	0.00	0.00	10,063.30	10,063.30	10,063.30		0.00	0.00
AcctType: 5 - Expense Total:	230,919.21	3,893.38	245,135.00	255,198.30	11,682.30	10,063.30		0.00	0.00
Fund: 096 - INSURANCE CLAIM RECOVERY FUND Surplus (Deficit):	-230,919.21	-2,117.41	-245,135.00	-255,198.30	-3,374.97	-1,755.97		0.00	0.00
Report Surplus (Deficit):	-230,919.21	-2,117.41	-245,135.00	-255,198.30	-3,374.97	-1,755.97		0.00	0.00

FUND 097 – VEHICLE REPLACEMENT-FIRE FUND SUMMARY



	FY 20-21 Adopted Budget
Revenues	\$ 70,000
Expenditures	12,348
Net Revenues over (under) Expenditures	<u>\$ 57,652</u>
 <u>Fund Balance</u>	
Beginning Fund Balance - (Unaudited)	\$ 81,052
Budgeted Revenues	70,000
Budgeted Expenditures	\$ 0
Budgeted Transfers Out	<u>12,348</u>
Total Budgeted Expenditures	12,348
Estimated Ending Fund Balance 09/30/21	<u>\$ 138,704</u>



City of Kingsville, TX

General Funds Group Summary

For Fiscal: 10/2019-09/2020 Period Ending: 09/30/2020

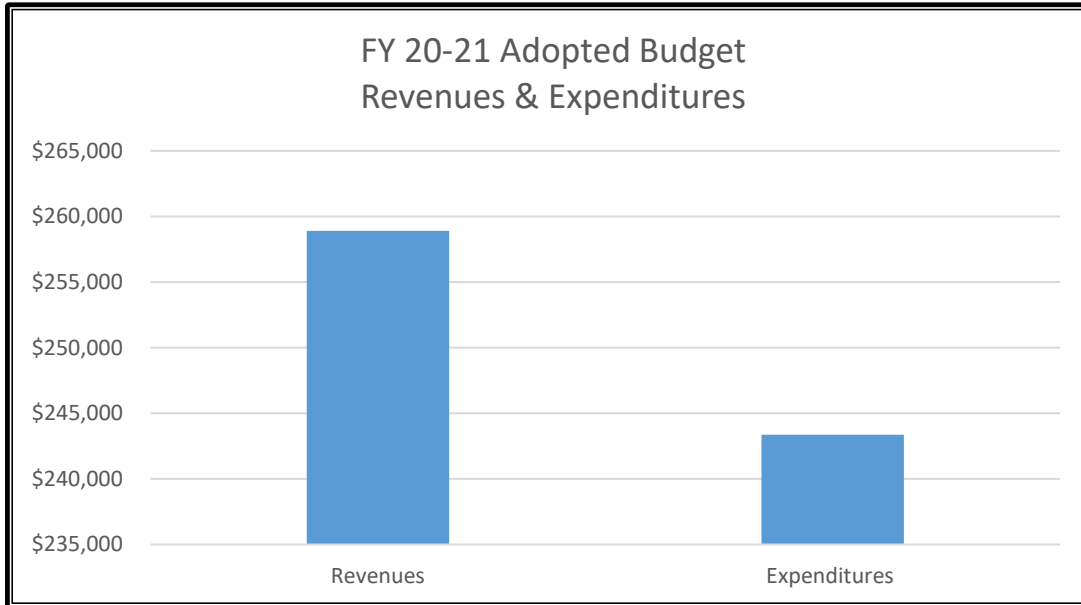
Division	2018 Total Activity	2019 Total Activity	2020 Original Budget	2020 Total Budget (Amended)	2020 YTD Activity	Defined Budgets		
						2020 Expected Annual	2021 City Manager Proposed	2021 City Commission Adopted
Fund: 097 - VEHICLE REPLACEMENT - FIRE FUND								
AcctType: 4 - Revenue								
Division: 0000 - Non-Departmental								
500 - General Services Fees	0.00	125,866.27	250,000.00	250,000.00	68,413.47	68,413.47	70,000.00	70,000.00
750 - Transfers	40,000.00	25,000.00	0.00	0.00	0.00	0.00	0.00	0.00
Division: 0000 - Non-Departmental Total:	40,000.00	150,866.27	250,000.00	250,000.00	68,413.47	68,413.47	70,000.00	70,000.00
AcctType: 4 - Revenue Total:	40,000.00	150,866.27	250,000.00	250,000.00	68,413.47	68,413.47	70,000.00	70,000.00

General Funds

For Fiscal: 10/2019-09/2020 Period Ending: 09/30/2020

Division	2018 Total Activity	2019 Total Activity	2020 Original Budget	2020 Total Budget (Amended)	2020 YTD Activity	Defined Budgets		2021 City Manager Proposed	2021 City Commission Adopted
						2020 Expected Annual			
AcctType: 5 - Expense									
Division: 2200 - Fire									
30 - Services	0.00	16,362.62	0.00	0.00	0.00	0.00	0.00	0.00	0.00
70 - Capital Outlay	0.00	211,865.00	256,105.00	256,105.00	0.00	0.00	0.00	0.00	0.00
Division: 2200 - Fire Total:	0.00	228,227.62	256,105.00	256,105.00	0.00	0.00	0.00	0.00	0.00
Division: 6900 - Fund Expense/Transfer									
80 - Transfers Out	0.00	0.00	0.00	0.00	0.00	0.00	12,348.04	12,348.04	12,348.04
Division: 6900 - Fund Expense/Transfer Total:	0.00	0.00	0.00	0.00	0.00	0.00	12,348.04	12,348.04	12,348.04
AcctType: 5 - Expense Total:	0.00	228,227.62	256,105.00	256,105.00	0.00	0.00	12,348.04	12,348.04	12,348.04
Fund: 097 - VEHICLE REPLACEMENT - FIRE FUND Surplus (Deficit):	40,000.00	-77,361.35	-6,105.00	-6,105.00	68,413.47	68,413.47	57,651.96	57,651.96	57,651.96
Report Surplus (Deficit):	40,000.00	-77,361.35	-6,105.00	-6,105.00	68,413.47	68,413.47	57,651.96	57,651.96	57,651.96

FUND 098 – ECONOMIC DEVELOPMENT FUND SUMMARY



	FY 20-21 Adopted Budget
Revenues	\$ 258,890
Expenditures	243,366
Net Revenues over (under) Expenditures	\$ 15,524

Fund Balance

Beginning Fund Balance - (Unaudited)		\$ 42,580
Budgeted Revenues	\$ 106,000	
Budgeted Transfers In	152,890	
Total Budgeted Revenues		258,890
Budgeted Expenditures	\$ 242,980	
Budget Transfers Out	386	
Total Budgeted Expenditures		243,366
Estimated Ending Fund Balance 09/30/21		\$ 58,104



City of Kingsville, TX

General Funds Group Summary

For Fiscal: 10/2019-09/2020 Period Ending: 09/30/2020

Division	2018 Total Activity	2019 Total Activity	2020 Original Budget	2020 Total Budget (Amended)	2020 YTD Activity	Defined Budgets		
						2020 Expected Annual	2021 City Manager Proposed	2021 City Commission Adopted
Fund: 098 - ECONOMIC DEVELOPMENT FUND								
AcctType: 4 - Revenue								
Division: 0000 - Non-Departmental								
750 - Transfers	50,000.00	25,600.00	46,800.00	46,800.00	35,100.00	46,800.00	152,890.00	152,890.00
Division: 0000 - Non-Departmental Total:	50,000.00	25,600.00	46,800.00	46,800.00	35,100.00	46,800.00	152,890.00	152,890.00
Division: 1060 - Economic Development								
140 - In Lieu of Taxes	114,886.00	105,121.85	106,000.00	106,000.00	100,000.00	106,000.00	106,000.00	106,000.00
Division: 1060 - Economic Development Total:	114,886.00	105,121.85	106,000.00	106,000.00	100,000.00	106,000.00	106,000.00	106,000.00
AcctType: 4 - Revenue Total:	164,886.00	130,721.85	152,800.00	152,800.00	135,100.00	152,800.00	258,890.00	258,890.00

General Funds

For Fiscal: 10/2019-09/2020 Period Ending: 09/30/2020

Division	2018 Total Activity	2019 Total Activity	2020 Original Budget	2020 Total Budget (Amended)	2020 YTD Activity	Defined Budgets		
						2020 Expected Annual	2021 City Manager Proposed	2021 City Commission Adopted
AcctType: 5 - Expense								
Division: 1060 - Economic Development								
10 - Personnel Services	64,339.95	65,746.19	65,000.00	65,000.00	56,628.64	65,000.00	65,000.00	65,000.00
20 - Supplies	0.00	0.00	0.00	3.67	3.67	3.67	0.00	0.00
30 - Services	106,478.43	111,383.28	91,800.00	87,500.00	45,000.00	45,000.00	177,980.00	177,980.00
85 - Department Reductions	0.00	0.00	0.00	4,296.33	0.00	0.00	0.00	0.00
Division: 1060 - Economic Development Total:	170,818.38	177,129.47	156,800.00	156,800.00	101,632.31	110,003.67	242,980.00	242,980.00
Division: 6900 - Fund Expense/Transfer								
80 - Transfers Out	0.00	20,000.00	980.00	980.00	735.00	980.00	386.00	386.00
Division: 6900 - Fund Expense/Transfer Total:	0.00	20,000.00	980.00	980.00	735.00	980.00	386.00	386.00
AcctType: 5 - Expense Total:	170,818.38	197,129.47	157,780.00	157,780.00	102,367.31	110,983.67	243,366.00	243,366.00
Fund: 098 - ECONOMIC DEVELOPMENT FUND Surplus (Deficit):	-5,932.38	-66,407.62	-4,980.00	-4,980.00	32,732.69	41,816.33	15,524.00	15,524.00
Report Surplus (Deficit):	-5,932.38	-66,407.62	-4,980.00	-4,980.00	32,732.69	41,816.33	15,524.00	15,524.00

FUND 103 – COVID-19

FUND SUMMARY

FY 20-21 Adopted Budget Revenues & Expenditures	
\$1	
\$1	
\$1	
\$1	
\$1	
\$1	
\$1	
\$0	
\$0	
\$0	
\$0	
\$-	
Revenues	Expenditures

	FY 20-21 Adopted Budget
Revenues	\$ 0
Expenditures	0
Net Revenues over (under) Expenditures	<u>\$ 0</u>
 <u>Fund Balance</u>	
Beginning Fund Balance - (Unaudited)	\$ 172,456
Budgeted Revenues	0
Budgeted Expenditures	0
Estimated Ending Fund Balance 09/30/21	<u>\$ 172,456</u>

General Funds

For Fiscal: 10/2019-09/2020 Period Ending: 09/30/2020

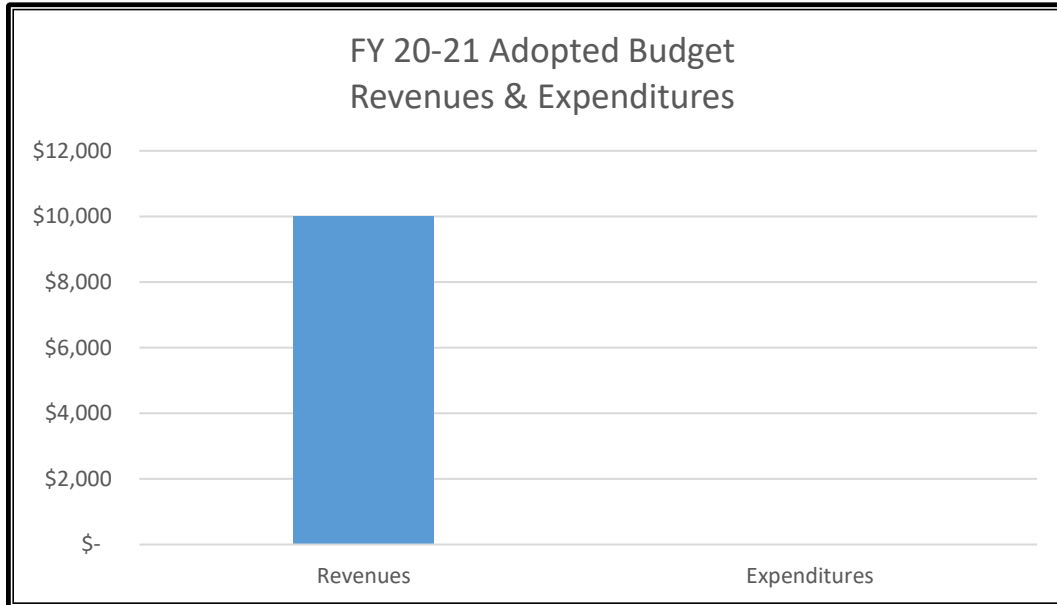
Divisio...	Total Activity	Total Activity	2020 Original Budget	2020 Total Budget (Amended)	Defined Budgets		2021 City Manager Proposed	2021 City Commission Adopted
					2020 YTD Activity	2020 Expected Annual		
Fund: 103 - COVID-19 Fund								
Department : 103 - City Special								
AcctType: 4 - Revenue								
Division: 1030 - City Special								
500 - General Services Fees	0.00	0.00	0.00	0.00	279,334.00	279,334.00	0.00	0.00
Division: 1030 - City Special Total:	0.00	0.00	0.00	0.00	279,334.00	279,334.00	0.00	0.00
AcctType: 4 - Revenue Total:	0.00	0.00	0.00	0.00	279,334.00	279,334.00	0.00	0.00

General Funds

For Fiscal: 10/2019-09/2020 Period Ending: 09/30/2020

Divisio...	Total Activity	Total Activity	2020 Original Budget	2020 Total Budget (Amended)	2020 YTD Activity	Defined Budgets		2021 City Manager Proposed	2021 City Commission Adopted
						2020 Expected Annual			
AcctType: 5 - Expense									
Division: 1030 - City Special									
10 - Personnel Services	0.00	0.00	0.00	0.00	36,784.01	0.00		0.00	0.00
20 - Supplies	0.00	0.00	0.00	0.00	72,065.74	0.00		0.00	0.00
30 - Services	0.00	0.00	0.00	0.00	1,612.03	0.00		0.00	0.00
50 - Maintenance	0.00	0.00	0.00	0.00	39,652.11	106,877.75		0.00	0.00
Division: 1030 - City Special Total:	0.00	0.00	0.00	0.00	150,113.89	106,877.75		0.00	0.00
AcctType: 5 - Expense Total:	0.00	0.00	0.00	0.00	150,113.89	106,877.75		0.00	0.00
Department : 103 - City Special Surplus (Deficit):	0.00	0.00	0.00	0.00	129,220.11	172,456.25		0.00	0.00
Fund: 103 - COVID-19 Fund Surplus (Deficit):	0.00	0.00	0.00	0.00	129,220.11	172,456.25		0.00	0.00

FUND 105 – VEHICLE REPLACEMENT-POLICE FUND SUMMARY



	FY 20-21 Adopted Budget
Revenues	\$ 10,000
Expenditures	0
Net Revenues over (under) Expenditures	<u>\$ 10,000</u>

Fund Balance

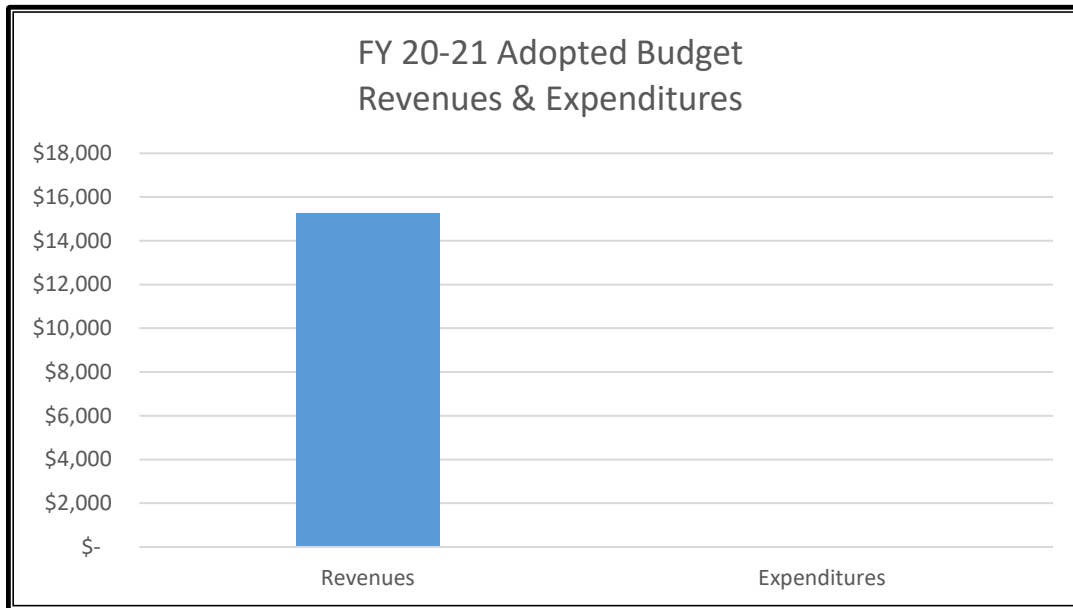
Beginning Fund Balance - (Unaudited)		\$ 0
Budgeted Revenues	\$ 0	
Budgeted Transfers In	<u>10,000</u>	
Total Budgeted Revenues		10,000
Budgeted Expenditures		<u>0</u>
Estimated Ending Fund Balance 09/30/21		<u>\$ 10,000</u>

General Funds

For Fiscal: 10/2019-09/2020 Period Ending: 09/30/2020

Divisio...	Total Activity	Total Activity	2020 Original Budget	2020 Total Budget (Amended)	2020 YTD Activity	Defined Budgets		2021 City Manager Proposed	2021 City Commission Adopted
						2020 Expected Annual			
Fund: 105 - VEHICLE REPLACEMENT - POLICE FUND									
Department : 000 - Non-Departmental									
AcctType: 4 - Revenue									
Division: 0000 - Non-Departmental									
750 - Transfers	0.00	0.00	0.00	0.00	0.00	0.00	10,000.00	10,000.00	
Division: 0000 - Non-Departmental Total:	0.00	0.00	0.00	0.00	0.00	0.00	10,000.00	10,000.00	
AcctType: 4 - Revenue Total:	0.00	0.00	0.00	0.00	0.00	0.00	10,000.00	10,000.00	
Department : 000 - Non-Departmental Total:	0.00	0.00	0.00	0.00	0.00	0.00	10,000.00	10,000.00	
Fund: 105 - VEHICLE REPLACEMENT - POLICE FUND Total:	0.00	0.00	0.00	0.00	0.00	0.00	10,000.00	10,000.00	

FUND 106 – VEHICLE REPLACEMENT-PUBLIC WORKS FUND SUMMARY



	FY 20-21 Adopted Budget
Revenues	\$ 15,266
Expenditures	0
Net Revenues over (under) Expenditures	<u>\$ 15,266</u>

Fund Balance

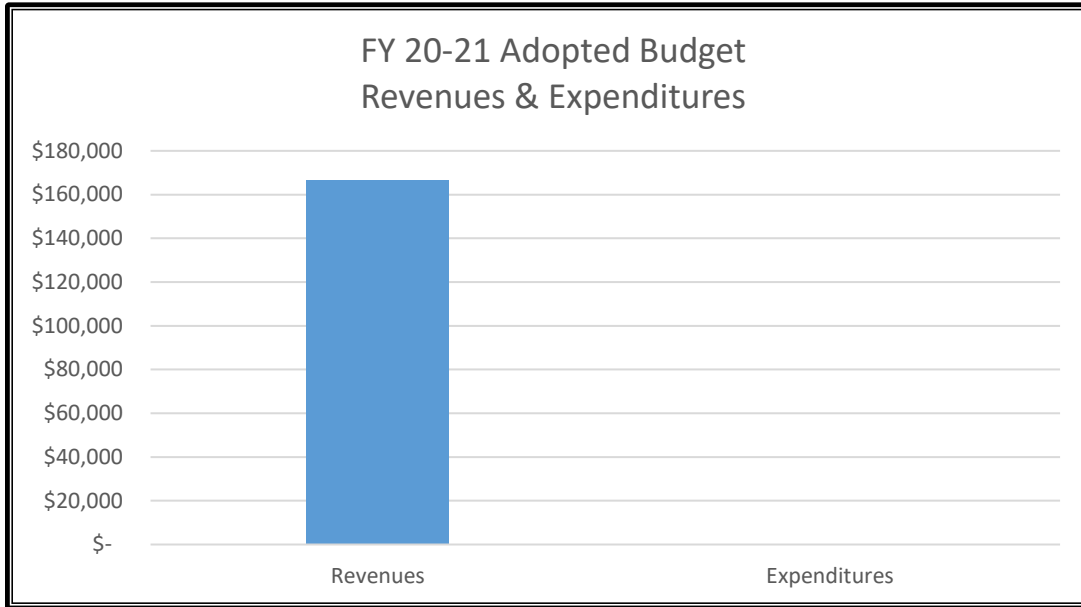
Beginning Fund Balance - (Unaudited)	\$ 0
Budgeted Revenues	\$ 0
Budgeted Transfers In	<u>15,266</u>
Total Budgeted Revenues	15,266
Budgeted Expenditures	0
Estimated Ending Fund Balance 09/30/21	<u>\$ 15,266</u>

General Funds

For Fiscal: 10/2019-09/2020 Period Ending: 09/30/2020

Divisio...	Total Activity	Total Activity	2020 Original Budget	2020 Total Budget (Amended)	2020 YTD Activity	Defined Budgets		2021 City Manager Proposed	2021 City Commission Adopted
						2020 Expected Annual			
Fund: 106 - VEHICLE REPLACEMENT - PUBLIC WORKS FUND									
Department : 000 - Non-Departmental									
AcctType: 4 - Revenue									
Division: 0000 - Non-Departmental									
750 - Transfers	0.00	0.00	0.00	0.00	0.00	0.00		15,266.37	15,266.37
Division: 0000 - Non-Departmental Total:	0.00	0.00	0.00	0.00	0.00	0.00	0.00	15,266.37	15,266.37
AcctType: 4 - Revenue Total:	0.00	0.00	0.00	0.00	0.00	0.00	0.00	15,266.37	15,266.37
Department : 000 - Non-Departmental Total:	0.00	0.00	0.00	0.00	0.00	0.00	0.00	15,266.37	15,266.37
Fund: 106 - VEHICLE REPLACEMENT - PUBLIC WORKS FUND Total:	0.00	0.00	0.00	0.00	0.00	0.00	0.00	15,266.37	15,266.37

FUND 120 – PROPERTY TAX RESERVE FUND SUMMARY



	FY 20-21 Adopted Budget
Revenues	\$ 166,748
Expenditures	0
Net Revenues over (under) Expenditures	<u>\$ 166,748</u>
 <u>Fund Balance</u>	
Beginning Fund Balance - (Unaudited)	\$ 197,842
Budgeted Revenues	\$ 166,748
Budgeted Transfers In	<u>0</u>
Total Budgeted Revenues	166,748
 Budgeted Expenditures	 <u>0</u>
Estimated Ending Fund Balance 09/30/21	<u>\$ 364,590</u>

General Funds

For Fiscal: 10/2019-09/2020 Period Ending: 09/30/2020

Divisio...	Total Activity	2019 Total Activity	2020 Original Budget	2020 Total Budget (Amended)	2020 YTD Activity	Defined Budgets		2021 City Manager Proposed	2021 City Commission Adopted
						2020 Expected Annual			
Fund: 120 - PROPERTY TAX RESERVE FUND									
Department : 180 - Finance									
AcctType: 4 - Revenue									
Division: 1800 - Finance									
100 - Advalorem Taxes	0.00	0.00	197,842.00	197,842.00	192,721.52	197,842.00	166,748.00	166,748.00	166,748.00
Division: 1800 - Finance Total:	0.00	0.00	197,842.00	197,842.00	192,721.52	197,842.00	166,748.00	166,748.00	166,748.00
AcctType: 4 - Revenue Total:	0.00	0.00	197,842.00	197,842.00	192,721.52	197,842.00	166,748.00	166,748.00	166,748.00
Department : 180 - Finance Total:	0.00	0.00	197,842.00	197,842.00	192,721.52	197,842.00	166,748.00	166,748.00	166,748.00
Fund: 120 - PROPERTY TAX RESERVE FUND Total:	0.00	0.00	197,842.00	197,842.00	192,721.52	197,842.00	166,748.00	166,748.00	166,748.00
Report Surplus (Deficit):	898,392.25	193,305.03	-1,196,435.10	-1,085,411.61	141,722.84	357,104.95	-1,395,148.72	-1,395,148.72	-1,395,148.72

GENERAL FUND

CAPITAL PROJECTS FUNDS

Fund 033 – CO Series 2016

Proceeds from the sale of the Certificates will be used for the purpose of providing for the payment of contractual obligations to be incurred in connection with the design, planning, acquisition, construction, equipping, expansion, repair, renovation and/or rehabilitation of certain City-owned public property, including (1) park and golf course improvements; (2) downtown revitalization improvements including streets, sidewalks, lighting, and property acquisition; (3) street repairs; (4) improvements to municipal buildings; (5) Public Works department equipment; (6) emergency department vehicles and equipment and (7) payment of contractual obligations for professional services in connection with the issuance of the Certificates.

039 – CO Series 2002-2002A General Fund

This fund was used to account for Certificate of Obligation Series 2002 and 2002A. The certificates were secured and payable with ad valorem taxes levied upon all taxable properties within City and a pledge of water and sewer revenue. The proceeds from the issuance of these certificates were used for (1) the construction of a water well; (2) street and drainage system improvements; (3) improvements to City buildings; (4) purchase of vehicles for city use; (5) heavy equipment and office equipment for various departments; and (6) expenses related to legal, financial and engineering fees regarding the projects. This fund is appropriated.

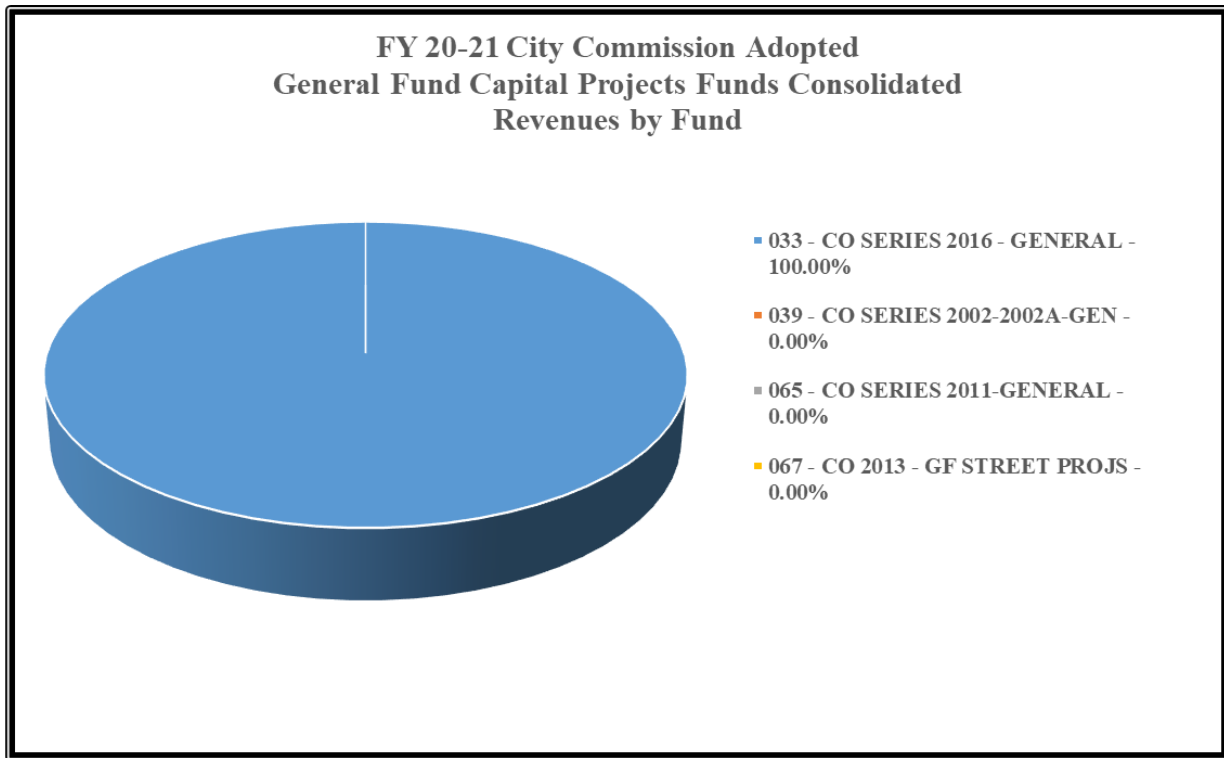
065 – CO 2011 GF Fund

This fund was used to account for Certificate of Obligation Series 2011. Presented to show prior year history.

067 – CO 2013 GF Street Projects Fund

This fund is used to account for Certificate of Obligation Series 2013. The certificates are secured with ad valorem taxes levied upon all taxable properties within the City. Also, certain revenues from water and sewer operations are used to secure these certificates. Proceeds from these certificates are to be used for acquisition, construction, equipping, expansion, repair or renovation of City-owned public property and the payment of professional services involving these projects. This fund will also be used to record transactions involving Limited Tax Refunding Bonds, Series 2013. A portion of the proceeds from the issuance of these Certificates were allocated to this fund and a portion was allocated to the CO 2013 Drainage fund.

CONSOLIDATED REVENUES GF CAPITAL PROJECTS FUNDS



	FY 18-19 Total Activity	FY 19-20 Original Budget	FY 19-20 Amended Budget	FY 19-20 Expected Annual	FY 20-21 City Commission Adopted
033 - CO SERIES 2016 - GENERAL	\$ 29,466.06	\$ 20,000.00	\$ 20,000.00	\$ 5,260.00	\$ 4,000.00
039 - CO SERIES 2002-2002A-GENERAL	126.66	-	-	68.00	-
065 - CO SERIES 2011-GENERAL	-	-	-	-	-
067 - CO 2013 - GF STREET PROJECTS	208.47	2,200.00	2,200.00	100.00	-
TOTAL CONSOLIDATED REVENUES	\$ 29,801.19	\$ 22,200.00	\$ 22,200.00	\$ 5,428.00	\$ 4,000.00



City of Kingsville, TX

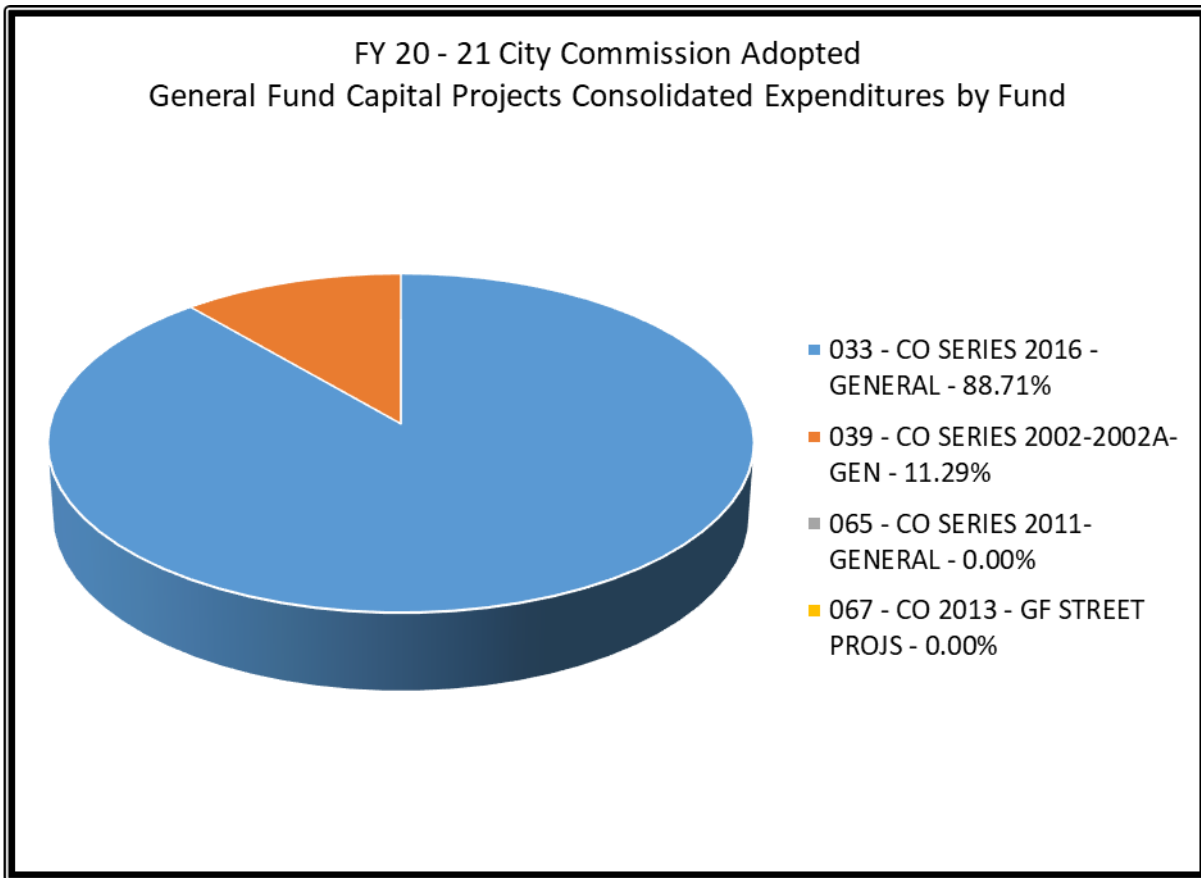
Consolidated GF Capital Projects - Revenues

Group Summary

For Fiscal: 10/2019-09/2020 Period Ending: 09/30/2020

Sourc...	2018 Total Activity	2019 Total Activity	2020 Original Budget	2020 Total Budget (Amended)	2020 YTD Activity	Defined Budgets		2021 City Manager Proposed	2021 City Commission Adopted
						2020 Expected Annual			
75001 - Transfer In From Fund 001	13,700.00	0.00	0.00	0.00	0.00	0.00	0.00	0.00	0.00
75002 - Transfer In from Fund 002	9,350.00	0.00	0.00	0.00	0.00	0.00	0.00	0.00	0.00
75010 - Transfer from Fund 051	6,000.00	0.00	0.00	0.00	0.00	0.00	0.00	0.00	0.00
91500 - Interest Earned	91.03	126.66	0.00	0.00	61.87	68.00	0.00	0.00	0.00
91501 - Interest Earned Cutwater	170.11	208.47	200.00	200.00	88.37	100.00	0.00	0.00	0.00
91503 - Interest Income	28,129.33	29,466.06	20,000.00	20,000.00	4,985.23	5,260.00	4,000.00	4,000.00	4,000.00
91520 - Interest Earned-Investment	0.00	0.00	2,000.00	2,000.00	0.00	0.00	0.00	0.00	0.00
99700 - Gain/Loss on Sale of Assets	3,000.00	0.00	0.00	0.00	0.00	0.00	0.00	0.00	0.00
Report Total:	60,440.47	29,801.19	22,200.00	22,200.00	5,135.47	5,428.00	4,000.00	4,000.00	4,000.00

CONSOLIDATED EXPENDITURES GF CAPITAL PROJECTS FUNDS



	FY 18-19 Total Activity	FY 19-20 Original Budget	FY 19-20 Amended Budget	FY 19-20 Expected Annual	FY 20-21 City Commission Adopted
033 - CO SERIES 2016 - GENERAL	\$ 1,384,226.89	\$ 614,747.00	\$ 614,747.00	\$ 287,500.05	\$ 41,372.00
039 - CO SERIES 2002-2002A-GENERAL	-	-	-	-	5,266.37
065 - CO SERIES 2011-GENERAL	-	2,288.28	2,288.28	2,288.28	-
067 - CO 2013 - GF STREET PROJECTS	-	30,000.00	30,000.00	29,027.11	-
TOTAL CONSOLIDATED EXPENDITURES	\$ 1,384,226.89	\$ 647,035.28	\$ 647,035.28	\$ 318,815.44	\$ 46,638.37



City of Kingsville, TX

Consolidated GF Capital Projects - Expenditures

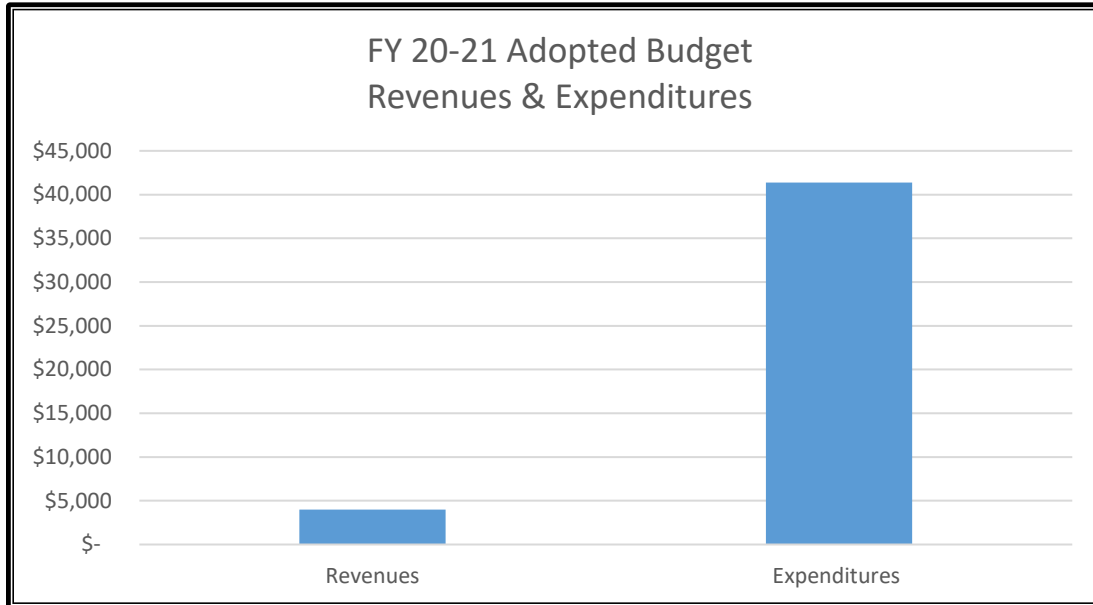
Group Summary

For Fiscal: 10/2019-09/2020 Period Ending: 09/30/2020

Objec...	2018 Total Activity	2019 Total Activity	2020 Original Budget	2020 Total Budget (Amended)	2020 YTD Activity	Defined Budgets		2021 City Manager Proposed	2021 City Commission Adopted
						2020 Expected Annual			
21700 - Minor Eq/Furniture	8,983.00	4,510.21	0.00	0.00	0.00	0.00	0.00	0.00	0.00
31400 - Professional Services	0.00	0.00	16,372.00	16,372.00	0.00	0.00	16,372.00	16,372.00	16,372.00
31458 - Contractual Services	1,000.00	0.00	0.00	0.00	0.00	0.00	0.00	0.00	0.00
52100 - Street & Bridge	277,875.75	0.00	30,000.00	30,000.00	0.00	29,027.11	0.00	0.00	0.00
52132 - Public Works-Phase 2-CO Street Project	228,532.25	0.00	0.00	0.00	0.00	0.00	0.00	0.00	0.00
59100 - Grounds & Perm Fixtures	0.00	150,108.18	0.00	12,000.00	8,004.95	9,000.00	0.00	0.00	0.00
59104 - Parks-City Green Phase 1	0.00	0.00	139,875.00	30,875.00	0.00	30,875.00	0.00	0.00	0.00
71100 - Vehicle	0.00	600,000.00	0.00	0.00	0.00	0.00	0.00	0.00	0.00
71200 - Machinery/Equipment	36,823.24	17,500.00	17,500.00	0.00	0.00	0.00	0.00	0.00	0.00
71215 - Golf Course Capital Projects - Course Improvements	244,160.13	0.00	0.00	0.00	0.00	0.00	0.00	0.00	0.00
71216 - Downtown Revitalization Improvements	15,732.32	0.00	100,000.00	66,000.00	0.00	0.00	0.00	0.00	0.00
71223 - Parks-Skate Park	30,195.13	0.00	0.00	0.00	0.00	0.00	0.00	0.00	0.00
71224 - Parks-Splash Pad	170,810.57	4,449.00	0.00	0.00	0.00	0.00	0.00	0.00	0.00
71225 - Parks-Brookshire Pool Renovation	7,006.26	110,659.50	0.00	0.00	0.00	0.00	0.00	0.00	0.00
71226 - Parks-Office Community Bldg Improvements	85,023.36	0.00	0.00	0.00	0.00	0.00	0.00	0.00	0.00
71232 - PD-Radio Backbone	823,521.24	0.00	0.00	0.00	0.00	0.00	0.00	0.00	0.00
71239 - Golf Course Irrigation System	98,279.26	0.00	0.00	0.00	0.00	0.00	0.00	0.00	0.00
71300 - Building	0.00	0.00	54,000.00	54,000.00	49,248.00	54,000.00	25,000.00	25,000.00	25,000.00
71307 - Parks-Downtown Pavilion	49,188.89	0.00	0.00	0.00	0.00	0.00	0.00	0.00	0.00
71309 - Parks-Dog Park	0.00	0.00	90,000.00	90,000.00	90,000.00	90,000.00	0.00	0.00	0.00
71310 - City Hall Complex-Landscaping	4,300.00	0.00	0.00	0.00	0.00	0.00	0.00	0.00	0.00
71311 - City Hall Complex-Cottage Building Remodel	15,797.45	0.00	0.00	0.00	0.00	0.00	0.00	0.00	0.00
71318 - Fire-Station 2 Improvements	39,826.71	0.00	0.00	0.00	0.00	0.00	0.00	0.00	0.00
71319 - Parks-Kiddie Pool	183,820.00	0.00	0.00	0.00	0.00	0.00	0.00	0.00	0.00
72600 - Computers	10,078.50	0.00	0.00	0.00	0.00	0.00	0.00	0.00	0.00
80001 - Transfer Out to Fund 001	0.00	0.00	2,288.28	2,288.28	2,288.28	2,288.28	0.00	0.00	0.00
80026 - Transfer Out to Fund 026	0.00	0.00	0.00	0.00	0.00	69,625.05	0.00	0.00	0.00
80085 - Transfer To Fund 085	13,420.91	0.00	0.00	0.00	0.00	0.00	0.00	0.00	0.00
80094 - Transfer To Fund 094	0.00	197,000.00	197,000.00	0.00	0.00	0.00	0.00	0.00	0.00
80101 - Transfer to Fund 101	0.00	0.00	0.00	34,000.00	34,000.00	34,000.00	0.00	0.00	0.00
80106 - Transfer to Fund 106	0.00	0.00	0.00	0.00	0.00	0.00	5,266.37	5,266.37	5,266.37
80203 - Transfer to Fund 203	0.00	300,000.00	0.00	0.00	0.00	0.00	0.00	0.00	0.00
85000 - Department Year End Reductions	0.00	0.00	0.00	311,500.00	0.00	0.00	0.00	0.00	0.00
Report Total:	2,344,374.97	1,384,226.89	647,035.28	647,035.28	183,541.23	318,815.44	46,638.37	46,638.37	46,638.37

FUND 033 – CO SERIES 2016

FUND SUMMARY



	FY 20-21 Adopted Budget
Revenues	\$ 4,000
Expenditures	41,372
Net Revenues over (under) Expenditures	<u>\$ (37,372)</u>

Fund Balance

Beginning Fund Balance - (Unaudited)	\$ 50,554
Budgeted Revenues	4,000
Budgeted Expenditures	41,372
Estimated Ending Fund Balance 09/30/21	<u>\$ 13,182</u>



City of Kingsville, TX

General Funds Capital Projects Group Summary

For Fiscal: 10/2019-09/2020 Period Ending: 09/30/2020

Division	2018 Total Activity	2019 Total Activity	2020 Original Budget	2020 Total Budget (Amended)	2020 YTD Activity	Defined Budgets		
						2020 Expected Annual	2021 City Manager Proposed	2021 City Commission Adopted
Fund: 033 - CO SERIES 2016 - GENERAL								
AcctType: 4 - Revenue								
Division: 0000 - Non-Departmental								
Division: 0000 - Non-Departmental Total:	57,179.33	29,466.06	20,000.00	20,000.00	5,036.48	5,260.00	4,000.00	4,000.00
AcctType: 4 - Revenue Total:	57,179.33	29,466.06	20,000.00	20,000.00	5,036.48	5,260.00	4,000.00	4,000.00

General Funds Capital Projects

For Fiscal: 10/2019-09/2020 Period Ending: 09/30/2020

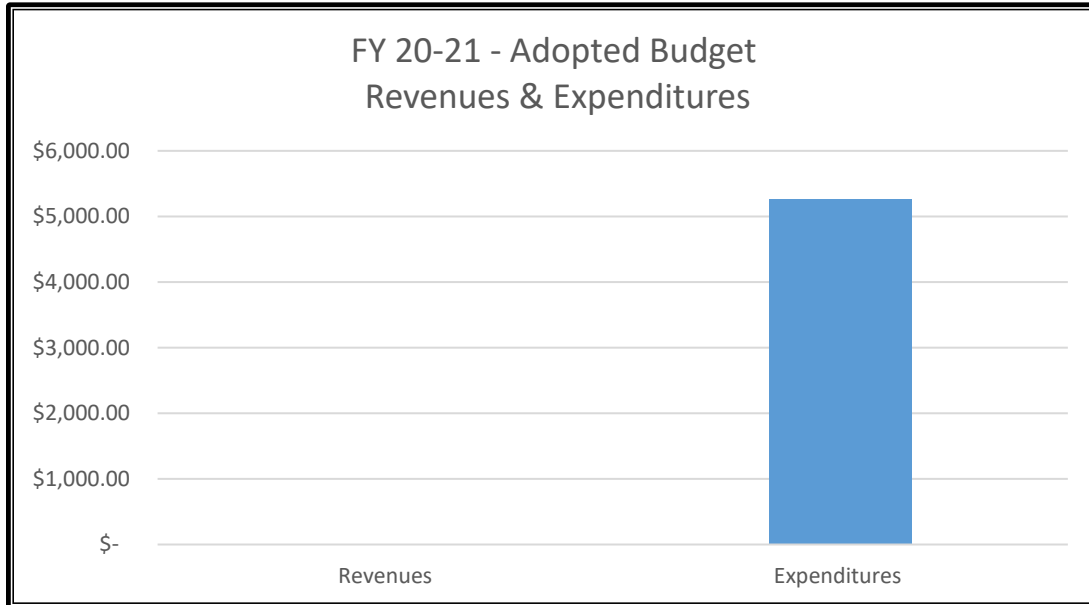
Division	2018 Total Activity	2019 Total Activity	2020 Original Budget	2020 Total Budget (Amended)	2020 YTD Activity	Defined Budgets		2021 City Manager Proposed	2021 City Commission Adopted
						2020 Expected Annual			
AcctType: 5 - Expense									
Division: 1030 - City Special									
30 - Services	1,000.00	0.00	16,372.00	16,372.00	0.00	0.00		16,372.00	16,372.00
70 - Capital Outlay	35,829.77	17,500.00	117,500.00	66,000.00	0.00	0.00		25,000.00	25,000.00
85 - Department Reductions	0.00	0.00	0.00	311,500.00	0.00	0.00		0.00	0.00
Division: 1030 - City Special Total:	36,829.77	17,500.00	133,872.00	393,872.00	0.00	0.00		41,372.00	41,372.00
Division: 2103 - Communications									
70 - Capital Outlay	823,521.24	0.00	0.00	0.00	0.00	0.00		0.00	0.00
Division: 2103 - Communications Total:	823,521.24	0.00	0.00	0.00	0.00	0.00		0.00	0.00
Division: 2105 - Community Services									
70 - Capital Outlay	0.00	0.00	54,000.00	54,000.00	49,248.00	54,000.00		0.00	0.00
Division: 2105 - Community Services Total:	0.00	0.00	54,000.00	54,000.00	49,248.00	54,000.00		0.00	0.00
Division: 2200 - Fire									
70 - Capital Outlay	39,826.71	600,000.00	0.00	0.00	0.00	0.00		0.00	0.00
Division: 2200 - Fire Total:	39,826.71	600,000.00	0.00	0.00	0.00	0.00		0.00	0.00
Division: 3000 - Public Works									
70 - Capital Outlay	8,923.24	0.00	0.00	0.00	0.00	0.00		0.00	0.00
Division: 3000 - Public Works Total:	8,923.24	0.00	0.00	0.00	0.00	0.00		0.00	0.00
Division: 3050 - Street									
50 - Maintenance	506,408.00	0.00	0.00	0.00	0.00	0.00		0.00	0.00
70 - Capital Outlay	27,900.00	0.00	0.00	0.00	0.00	0.00		0.00	0.00
Division: 3050 - Street Total:	534,308.00	0.00	0.00	0.00	0.00	0.00		0.00	0.00
Division: 4400 - Health									
20 - Supplies	0.00	4,510.21	0.00	0.00	0.00	0.00		0.00	0.00
50 - Maintenance	0.00	2,289.00	0.00	0.00	0.00	0.00		0.00	0.00
Division: 4400 - Health Total:	0.00	6,799.21	0.00	0.00	0.00	0.00		0.00	0.00
Division: 4502 - L.E. Ramey Golf Course Maintenance									
70 - Capital Outlay	342,439.39	0.00	0.00	0.00	0.00	0.00		0.00	0.00
Division: 4502 - L.E. Ramey Golf Course Maintenance Total:	342,439.39	0.00	0.00	0.00	0.00	0.00		0.00	0.00
Division: 4503 - Parks Maintenance									
50 - Maintenance	0.00	147,819.18	139,875.00	42,875.00	8,004.95	39,875.00		0.00	0.00
70 - Capital Outlay	536,122.71	115,108.50	90,000.00	90,000.00	90,000.00	90,000.00		0.00	0.00
Division: 4503 - Parks Maintenance Total:	536,122.71	262,927.68	229,875.00	132,875.00	98,004.95	129,875.00		0.00	0.00
Division: 6900 - Fund Expense/Transfer									
80 - Transfers Out	13,420.91	497,000.00	197,000.00	34,000.00	34,000.00	103,625.05		0.00	0.00

General Funds Capital Projects

For Fiscal: 10/2019-09/2020 Period Ending: 09/30/2020

Division	2018 Total Activity	2019 Total Activity	2020 Original Budget	2020 Total Budget (Amended)	2020 YTD Activity	Defined Budgets		2021 City Manager Proposed	2021 City Commission Adopted
						2020 Expected Annual			
Division: 6900 - Fund Expense/Transfer Total:	13,420.91	497,000.00	197,000.00	34,000.00	34,000.00	103,625.05		0.00	0.00
AcctType: 5 - Expense Total:	2,335,391.97	1,384,226.89	614,747.00	614,747.00	181,252.95	287,500.05		41,372.00	41,372.00
Fund: 033 - CO SERIES 2016 - GENERAL Surplus (Deficit):	-2,278,212.64	-1,354,760.83	-594,747.00	-594,747.00	-176,216.47	-282,240.05		-37,372.00	-37,372.00
Report Surplus (Deficit):	-2,278,212.64	-1,354,760.83	-594,747.00	-594,747.00	-176,216.47	-282,240.05		-37,372.00	-37,372.00

FUND 039 – CO SERIES 2002-2002A- GENERAL FUND SUMMARY



	FY 20-21 Adopted Budget
Revenues	\$ 0
Expenditures	5,266
Net Revenues over (under) Expenditures	<u>\$ (5,266)</u>
 <u>Fund Balance</u>	
Beginning Fund Balance - (Unaudited)	\$ 5,266
Budgeted Revenues	0
Budgeted Expenditures	\$ 0
Budgeted Transfers Out	<u>5,266</u>
Total Budgeted Expenditures	5,266
Estimated Ending Fund Balance 09/30/21	<u>\$ 0</u>

General Funds Capital Projects

For Fiscal: 10/2019-09/2020 Period Ending: 09/30/2020

Division	2018 Total Activity	2019 Total Activity	2020 Original Budget	2020 Total Budget (Amended)	2020 YTD Activity	Defined Budgets		2021 City Manager Proposed	2021 City Commission Adopted
						2020 Expected Annual			
Fund: 039 - CO SERIES 2002-2002A-GEN									
Department : 000 - Non-Departmental									
AcctType: 4 - Revenue									
Division: 0000 - Non-Departmental									
900 - Interest & Other	91.03	126.66	0.00	0.00	61.87	68.00	0.00	0.00	
Division: 0000 - Non-Departmental Total:	91.03	126.66	0.00	0.00	61.87	68.00	0.00	0.00	
AcctType: 4 - Revenue Total:	91.03	126.66	0.00	0.00	61.87	68.00	0.00	0.00	
Department : 000 - Non-Departmental Total:	91.03	126.66	0.00	0.00	61.87	68.00	0.00	0.00	

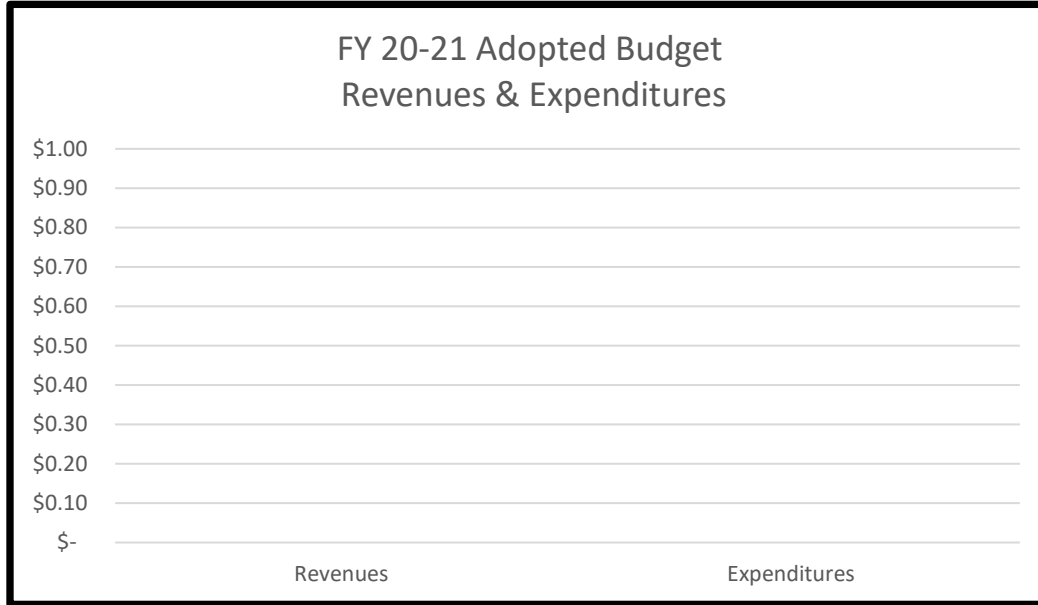
General Funds Capital Projects

For Fiscal: 10/2019-09/2020 Period Ending: 09/30/2020

Division	2018 Total Activity	2019 Total Activity	2020 Original Budget	2020 Total Budget (Amended)	2020 YTD Activity	Defined Budgets		2021 City Manager Proposed	2021 City Commission Adopted
						2020 Expected Annual			
Department : 690 - Fund Expense/Transfer									
AcctType: 5 - Expense									
Division: 6900 - Fund Expense/Transfer									
80 - Transfers Out	0.00	0.00	0.00	0.00	0.00	0.00	5,266.37	5,266.37	
Division: 6900 - Fund Expense/Transfer Total:	0.00	0.00	0.00	0.00	0.00	0.00	5,266.37	5,266.37	
AcctType: 5 - Expense Total:	0.00	0.00	0.00	0.00	0.00	0.00	5,266.37	5,266.37	
Department : 690 - Fund Expense/Transfer Total:	0.00	0.00	0.00	0.00	0.00	0.00	5,266.37	5,266.37	
Fund: 039 - CO SERIES 2002-2002A-GEN Surplus (Deficit):	91.03	126.66	0.00	0.00	61.87	68.00	-5,266.37	-5,266.37	

FUND 065 – CO SERIES 2011

FUND SUMMARY



	FY 20-21 Adopted Budget
Revenues	\$ 0
Expenditures	0
Net Revenues over (under) Expenditures	<u>\$ 0</u>
 <u>Fund Balance</u>	
Beginning Fund Balance - (Unaudited)	\$ 0
Budgeted Revenues	0
Budgeted Expenditures	0
Estimated Ending Fund Balance 09/30/21	<u>\$ 0</u>

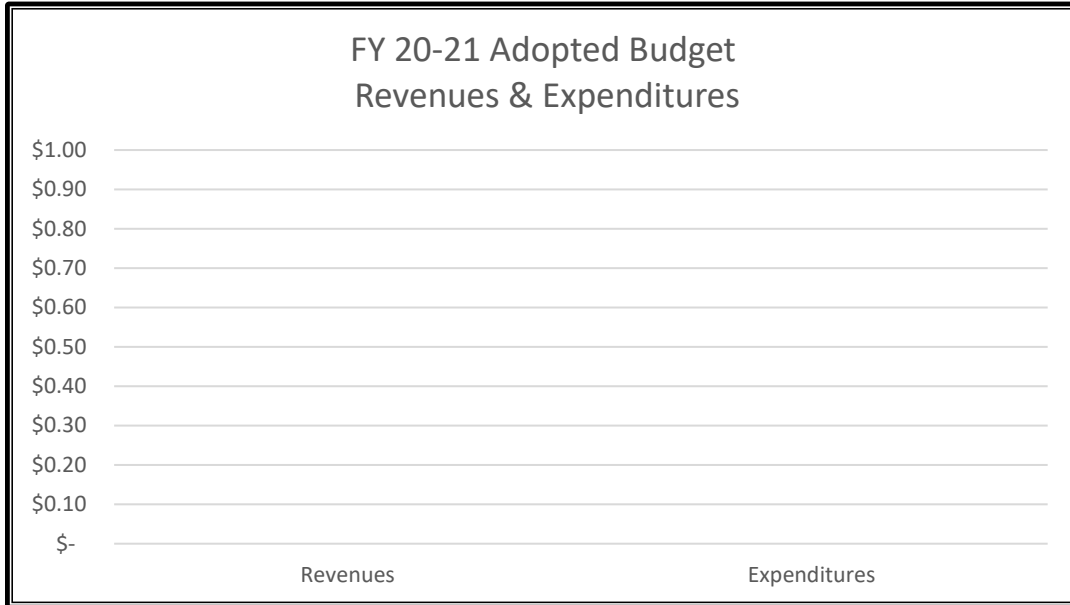
General Funds Capital Projects

For Fiscal: 10/2019-09/2020 Period Ending: 09/30/2020

Division	2018 Total Activity	2019 Total Activity	2020 Original Budget	2020 Total Budget (Amended)	2020 YTD Activity	Defined Budgets		2021 City Manager Proposed	2021 City Commission Adopted
						2020 Expected Annual			
Fund: 065 - CO SERIES 2011-GENERAL									
Department : 690 - Fund Expense/Transfer									
AcctType: 5 - Expense									
Division: 6900 - Fund Expense/Transfer									
80 - Transfers Out	0.00	0.00	2,288.28	2,288.28	2,288.28	2,288.28		0.00	0.00
Division: 6900 - Fund Expense/Transfer Total:	0.00	0.00	2,288.28	2,288.28	2,288.28	2,288.28		0.00	0.00
AcctType: 5 - Expense Total:	0.00	0.00	2,288.28	2,288.28	2,288.28	2,288.28		0.00	0.00
Department : 690 - Fund Expense/Transfer Total:	0.00	0.00	2,288.28	2,288.28	2,288.28	2,288.28		0.00	0.00
Fund: 065 - CO SERIES 2011-GENERAL Total:	0.00	0.00	2,288.28	2,288.28	2,288.28	2,288.28		0.00	0.00

FUND 067 – CO SERIES 2013-GF

STREET PROJECTS FUND SUMMARY



	FY 20-21 Adopted Budget
Revenues	\$ 0
Expenditures	0
Net Revenues over (under) Expenditures	<u>\$ 0</u>
 <u>Fund Balance</u>	
Beginning Fund Balance - (Unaudited)	\$ 0
Budgeted Revenues	0
Budgeted Expenditures	0
Estimated Ending Fund Balance 09/30/21	<u>\$ 0</u>

General Funds Capital Projects

For Fiscal: 10/2019-09/2020 Period Ending: 09/30/2020

Division	2018 Total Activity	2019 Total Activity	2020 Original Budget	2020 Total Budget (Amended)	2020 YTD Activity	Defined Budgets		
						2020 Expected Annual	2021 City Manager Proposed	2021 City Commission Adopted
Fund: 067 - CO 2013 - GF STREET PROJS								
Department : 000 - Non-Departmental								
AcctType: 4 - Revenue								
Division: 0000 - Non-Departmental								
900 - Interest & Other	3,170.11	208.47	2,200.00	2,200.00	88.37	100.00	0.00	0.00
Division: 0000 - Non-Departmental Total:	3,170.11	208.47	2,200.00	2,200.00	88.37	100.00	0.00	0.00
AcctType: 4 - Revenue Total:	3,170.11	208.47	2,200.00	2,200.00	88.37	100.00	0.00	0.00
Department : 000 - Non-Departmental Total:	3,170.11	208.47	2,200.00	2,200.00	88.37	100.00	0.00	0.00

General Funds Capital Projects

For Fiscal: 10/2019-09/2020 Period Ending: 09/30/2020

Division	2018 Total Activity	2019 Total Activity	2020 Original Budget	2020 Total Budget (Amended)	2020 YTD Activity	Defined Budgets		2021 City Manager Proposed	2021 City Commission Adopted
						2020 Expected Annual			
Department : 305 - Street									
AcctType: 5 - Expense									
Division: 3050 - Street									
20 - Supplies	8,983.00	0.00	0.00	0.00	0.00	0.00	0.00	0.00	0.00
50 - Maintenance	0.00	0.00	30,000.00	30,000.00	0.00	29,027.11	0.00	0.00	0.00
Division: 3050 - Street Total:	8,983.00	0.00	30,000.00	30,000.00	0.00	29,027.11	0.00	0.00	0.00
AcctType: 5 - Expense Total:	8,983.00	0.00	30,000.00	30,000.00	0.00	29,027.11	0.00	0.00	0.00
Department : 305 - Street Total:	8,983.00	0.00	30,000.00	30,000.00	0.00	29,027.11	0.00	0.00	0.00
Fund: 067 - CO 2013 - GF STREET PROJ Surplus (Deficit):	-5,812.89	208.47	-27,800.00	-27,800.00	88.37	-28,927.11	0.00	0.00	0.00
Report Surplus (Deficit):	-2,283,934.50	-1,354,425.70	-624,835.28	-624,835.28	-178,354.51	-313,387.44	-42,638.37	-42,638.37	-42,638.37



GENERAL DEBT SERVICE

Fund 011 – G.O. Debt Service

This fund is used to account for the payment of General Fund and Solid Waste Fund debt service. Revenues are generated from the I & S portion of the Ad Valorem Taxes and transfers in from Fund 087- Solid Waste Capital Projects. This fund is appropriated.



City of Kingsville, TX

Consolidated GO Debt Service - Revenues

Group Summary

For Fiscal: 10/2019-09/2020 Period Ending: 09/30/2020

Sourc...	2018	2019	2020	2020	2020	Defined Budgets		2021	2021
	Total Activity	Total Activity	Original Budget	Total Budget (Amended)	YTD Activity	2020 Expected Annual	City Manager Proposed	City Commission Adopted	
11110 - Current Taxes	1,196,648.97	1,352,638.42	1,430,725.00	1,430,725.00	1,403,742.98	1,430,725.00	1,374,917.00	1,374,917.00	
12110 - Delinquent Tax	43,594.06	36,550.29	40,000.00	40,000.00	31,218.21	36,000.00	38,500.00	38,500.00	
13010 - Penalty and Interest	32,767.16	28,281.13	32,000.00	32,000.00	23,231.65	30,000.00	30,000.00	30,000.00	
75050 - Transfer from Adt Garb Fees087	0.00	47,135.00	49,765.00	49,765.00	37,323.75	49,765.00	48,029.00	48,029.00	
91510 - Interest Income	14,295.58	21,372.84	20,000.00	20,000.00	8,902.52	10,000.00	11,000.00	11,000.00	
Report Total:	1,287,305.77	1,485,977.68	1,572,490.00	1,572,490.00	1,504,419.11	1,556,490.00	1,502,446.00	1,502,446.00	



City of Kingsville, TX

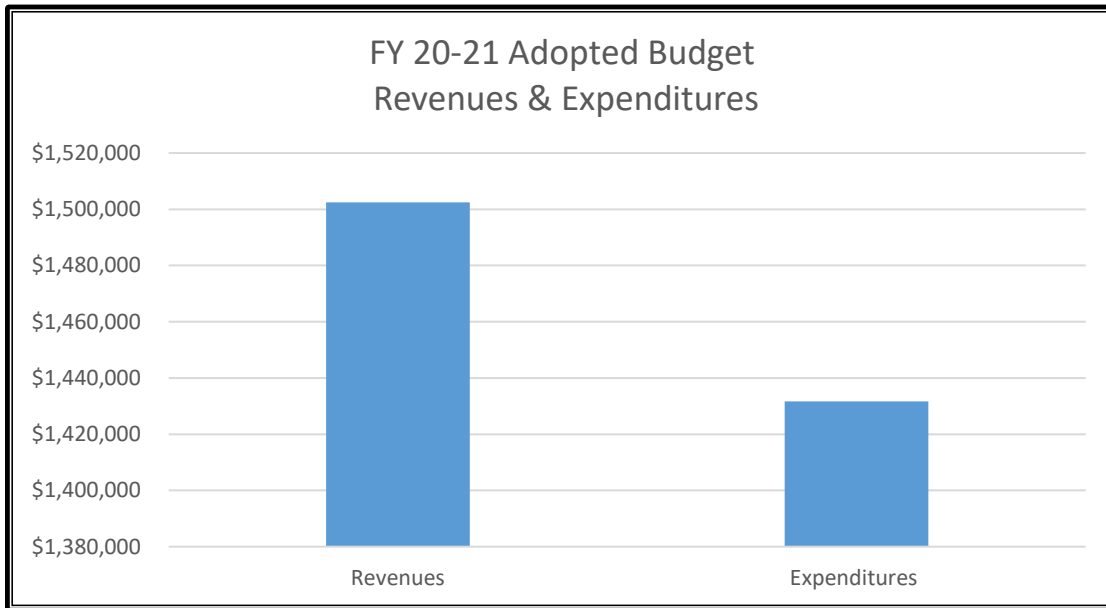
Consolidated GO Debt Service - Expenditures Group Summary

For Fiscal: 10/2019-09/2020 Period Ending: 09/30/2020

Objec...	2018	2019	2020	2020	2020	Defined Budgets		2021	2021
	Total Activity	Total Activity	Original Budget	Total Budget (Amended)	YTD Activity	2020 Expected Annual	City Manager Proposed	City Commission Adopted	
61100 - Principle	1,124,637.04	1,097,714.60	1,226,940.00	1,226,940.00	1,189,428.50	1,226,940.00	1,176,165.00	1,176,165.00	
62100 - Interest	357,712.05	332,397.00	303,916.00	303,916.00	297,373.29	303,916.00	252,068.00	252,068.00	
63100 - Paying Agent Fees	2,900.00	3,150.00	3,400.00	3,400.00	2,900.00	3,400.00	3,400.00	3,400.00	
Report Total:	1,485,249.09	1,433,261.60	1,534,256.00	1,534,256.00	1,489,701.79	1,534,256.00	1,431,633.00	1,431,633.00	

FUND 011 – GO DEBT SERVICE

FUND SUMMARY



	FY 20-21 Adopted Budget
Revenues	\$ 1,502,446
Expenditures	1,431,633
Net Revenues over (under) Expenditures	<u>\$ 70,813</u>

Fund Balance

Beginning Fund Balance - (Unaudited)		\$ 634,332
Budgeted Revenues	\$ 1,454,417	
Budgeted Transfers In	<u>48,029</u>	
Total Budgeted Revenues		1,502,446
Budgeted Expenditures		<u>1,431,633</u>
Estimated Ending Fund Balance 09/30/21		<u>\$ 705,145</u>



City of Kingsville, TX

GO Debt Service Fund Group Summary

For Fiscal: 10/2019-09/2020 Period Ending: 09/30/2020

Division	2018 Total Activity	2019 Total Activity	2020 Original Budget	2020 Total Budget (Amended)	2020 YTD Activity	Defined Budgets		
						2020 Expected Annual	2021 City Manager Proposed	2021 City Commission Adopted
Fund: 011 - G.O. DEBT SERVICE FUND								
Department : 000 - Non-Departmental								
AcctType: 4 - Revenue								
Division: 0000 - Non-Departmental								
100 - Advalorem Taxes	1,273,010.19	1,417,469.84	1,502,725.00	1,502,725.00	1,458,192.84	1,496,725.00	1,443,417.00	1,443,417.00
750 - Transfers	0.00	47,135.00	49,765.00	49,765.00	37,323.75	49,765.00	48,029.00	48,029.00
900 - Interest & Other	14,295.58	21,372.84	20,000.00	20,000.00	8,902.52	10,000.00	11,000.00	11,000.00
Division: 0000 - Non-Departmental Total:	1,287,305.77	1,485,977.68	1,572,490.00	1,572,490.00	1,504,419.11	1,556,490.00	1,502,446.00	1,502,446.00
AcctType: 4 - Revenue Total:	1,287,305.77	1,485,977.68	1,572,490.00	1,572,490.00	1,504,419.11	1,556,490.00	1,502,446.00	1,502,446.00
Department : 000 - Non-Departmental Total:	1,287,305.77	1,485,977.68	1,572,490.00	1,572,490.00	1,504,419.11	1,556,490.00	1,502,446.00	1,502,446.00

GO Debt Service Fund

For Fiscal: 10/2019-09/2020 Period Ending: 09/30/2020

Division	2018 Total Activity	2019 Total Activity	2020 Original Budget	2020 Total Budget (Amended)	2020 YTD Activity	Defined Budgets		
						2020 Expected Annual	2021 City Manager Proposed	2021 City Commission Adopted
Department : 510 - G. O. Debt Service								
AcctType: 5 - Expense								
Division: 5100 - G. O. Debt Service								
60 - Leases	1,485,249.09	1,433,261.60	1,534,256.00	1,534,256.00	1,489,701.79	1,534,256.00	1,431,633.00	1,431,633.00
Division: 5100 - G. O. Debt Service Total:	1,485,249.09	1,433,261.60	1,534,256.00	1,534,256.00	1,489,701.79	1,534,256.00	1,431,633.00	1,431,633.00
AcctType: 5 - Expense Total:	1,485,249.09	1,433,261.60	1,534,256.00	1,534,256.00	1,489,701.79	1,534,256.00	1,431,633.00	1,431,633.00
Department : 510 - G. O. Debt Service Total:	1,485,249.09	1,433,261.60	1,534,256.00	1,534,256.00	1,489,701.79	1,534,256.00	1,431,633.00	1,431,633.00
Fund: 011 - G.O. DEBT SERVICE FUND Surplus (Deficit):	-197,943.32	52,716.08	38,234.00	38,234.00	14,717.32	22,234.00	70,813.00	70,813.00
Report Surplus (Deficit):	-197,943.32	52,716.08	38,234.00	38,234.00	14,717.32	22,234.00	70,813.00	70,813.00



TOURISM FUND

Fund 002 – Tourism Fund

This fund is used to account for revenues and expenditures for tourism activities. Revenues are received from Hotel Motel Occupancy Taxes and Expenditures are spent based on State guidelines. This fund is appropriated.

202 – Tourism Façade Grants Program Fund

This fund accounts for the annual Façade Grants Program. The City of Kingsville appropriates \$50,000 each year to be distributed to local business owners for façade projects, mural projects and window decal projects according to the Façade Grants Program Guidelines. This fund is appropriated.

203 – JK Northway EDA Fund

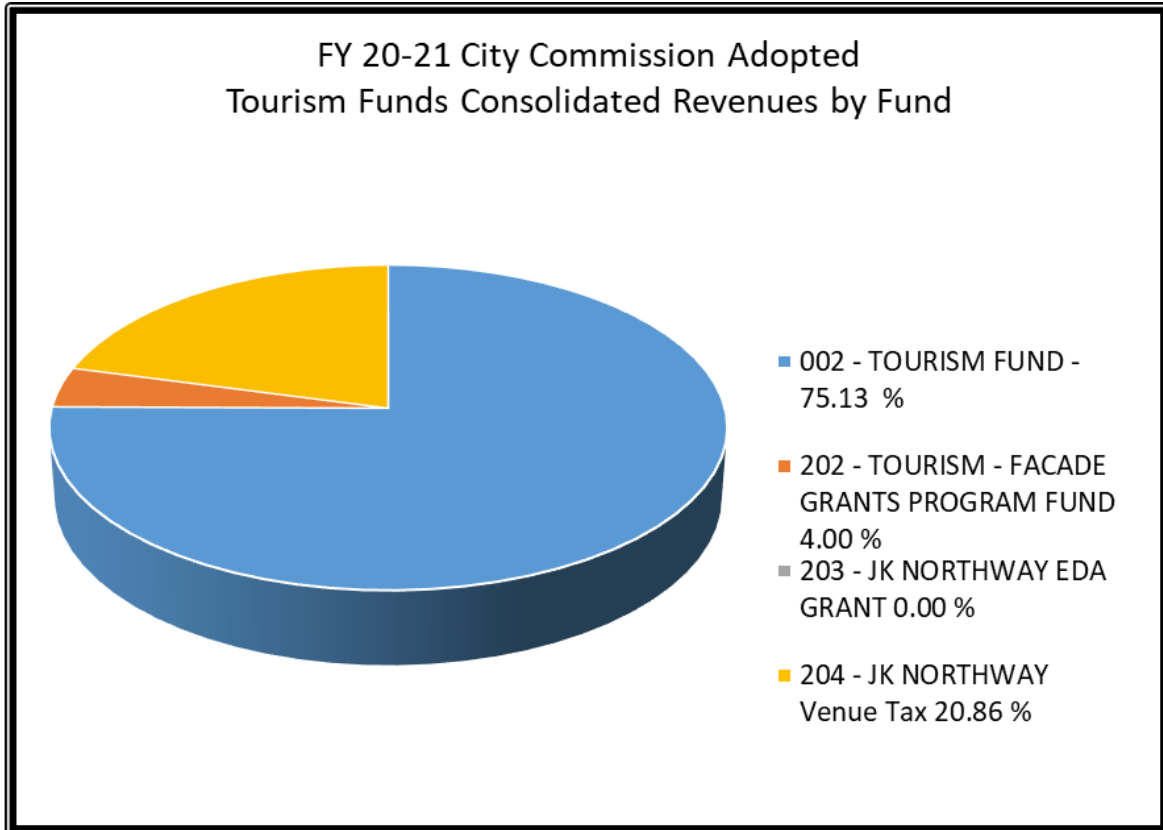
Kleberg County has received a grant to build an Emergency Operations Center on the grounds of the JK Northway. The City of Kingsville and Kleberg County has an agreement to share in the costs of construction and maintenance of the building.

204 – JK Northway Venue Tax

This fund accounts for a 2% hotel venue tax which provides funds for improvements at the JK Northway Coliseum. This fund is appropriated.

CONSOLIDATED REVENUES

TOURISM FUNDS



	FY 18-19 Total Activity	FY 19-20 Original Budget	FY 19-20 Amended Budget	FY 19-20 Expected Annual	FY 20-21 City Commission Adopted
002 - TOURISM FUND	\$ 738,004.94	\$ 698,011.00	\$ 698,011.00	\$ 552,836.19	\$ 563,075.00
202 - TOURISM - FACADE GRANTS	50,000.00	50,000.00	50,000.00	22,000.00	30,000.00
203 - JK NORTHWAY EDA FUND	600,000.00	-	-	-	-
204 - JK NORTHWAY VENUE TAX	-	-	-	-	156,342.86
TOTAL CONSOLIDATED REVENUE	\$1,388,004.94	\$ 748,011.00	\$ 748,011.00	\$ 574,836.19	\$ 749,417.86



City of Kingsville, TX

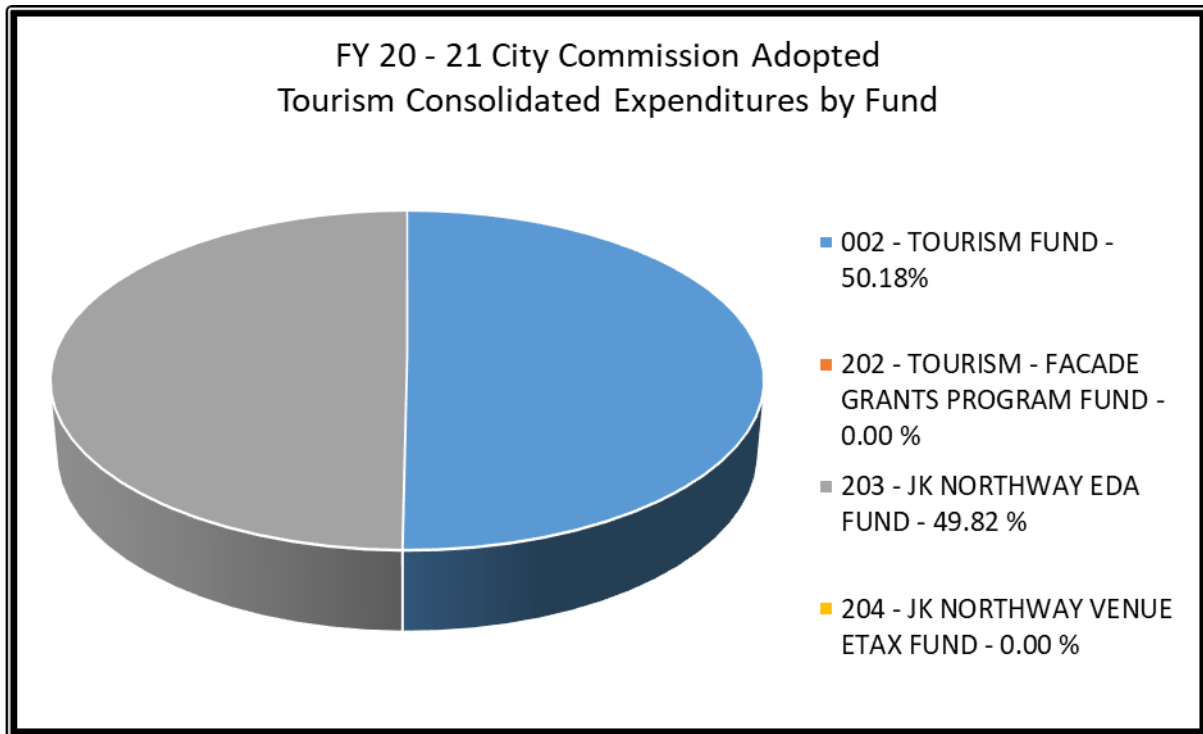
Consolidated Tourism Funds-Revenues Group Summary

For Fiscal: 10/2019-09/2020 Period Ending: 09/30/2020

Sourc...	2018 Total Activity	2019 Total Activity	2020 Original Budget	2020 Total Budget (Amended)	2020 YTD Activity	Defined Budgets		2021 City Manager Proposed	2021 City Commission Adopted
						2020 Expected Annual			
22500 - Hotel/Motel Tax	565,474.73	647,928.56	620,000.00	620,000.00	420,927.25	480,000.00	703,542.86	703,542.86	
58011 - Merchandise Sales	170.93	2,656.96	3,000.00	3,000.00	3,063.08	2,597.94	2,000.00	2,000.00	
58012 - Merchandise Sales-Train Depot	70.00	145.06	120.00	120.00	492.74	436.00	500.00	500.00	
58013 - Vendor Fees	3,175.00	3,590.00	4,000.00	4,000.00	5,555.00	5,555.00	925.00	925.00	
58052 - J.K. Northway Rental Fees	40,550.00	46,558.28	40,000.00	40,000.00	28,800.00	29,300.00	9,000.00	9,000.00	
58055 - RV Parking Rental Fees	5,155.00	3,350.00	4,000.00	4,000.00	4,327.50	4,327.50	0.00	0.00	
58057 - JK Concessions	2,007.22	1,484.44	1,000.00	1,000.00	5,068.75	5,068.75	3,300.00	3,300.00	
58072 - Outdoor Arena Rental Fees	0.00	750.00	500.00	500.00	0.00	0.00	0.00	0.00	
72030 - Donations	25.00	0.00	0.00	0.00	250.00	250.00	0.00	0.00	
72036 - Grant-Union Pacific	4,000.00	0.00	0.00	0.00	0.00	0.00	0.00	0.00	
72037 - Grant Revenue	0.00	5,000.00	0.00	0.00	0.00	0.00	0.00	0.00	
75001 - Transfer In From Fund 001	25,000.00	175,000.00	25,000.00	25,000.00	18,750.00	25,000.00	0.00	0.00	
75002 - Transfer In from Fund 002	0.00	50,000.00	50,000.00	50,000.00	22,000.00	22,000.00	30,000.00	30,000.00	
75010 - Transfer from Fund 051	0.00	150,000.00	0.00	0.00	0.00	0.00	0.00	0.00	
75033 - Transfer From Fund 033	0.00	300,000.00	0.00	0.00	0.00	0.00	0.00	0.00	
81720 - Penalty on Hotel/Motel Tax	792.59	1,382.52	200.00	200.00	0.00	0.00	0.00	0.00	
91500 - Interest Earned	188.81	159.12	191.00	191.00	145.24	191.00	150.00	150.00	
99000 - Miscellaneous	0.00	0.00	0.00	0.00	110.00	110.00	0.00	0.00	
Report Total:	646,609.28	1,388,004.94	748,011.00	748,011.00	509,489.56	574,836.19	749,417.86	749,417.86	

CONSOLIDATED EXPENDITURES

TOURISM FUNDS



	FY 18-19 Total Activity	FY 19-20 Original Budget	FY 19-20 Amended Budget	FY 19-20 Expected Annual	FY 20-21 City Commission Adopted
002 - TOURISM FUND	\$ 743,482.20	\$ 714,353.65	\$ 714,353.65	\$ 577,153.35	\$ 561,064.00
202 - TOURISM - FACADE GRANTS	24,620.00	50,000.00	50,000.00	37,369.45	-
203 - JK NORTHWAY EDA FUND	-	-	43,000.00	43,000.00	557,000.00
204 - JK NORTHWAY VENUE TAX FUND	-	-	-	-	-
TOTAL CONSOLIDATED EXPENDITURES	\$ 768,102.20	\$ 764,353.65	\$ 807,353.65	\$ 657,522.80	\$ 1,118,064.00



City of Kingsville, TX

Consolidated Tourism Funds - Expenditures

Group Summary

For Fiscal: 10/2019-09/2020 Period Ending: 09/30/2020

Objec...	2018 Total Activity	2019 Total Activity	2020 Original Budget	2020 Total Budget (Amended)	2020 YTD Activity	Defined Budgets		2021 City Manager Proposed	2021 City Commission Adopted
						2020 Expected Annual			
11100 - Salaries & Wages	165,261.58	156,526.20	179,797.00	177,091.97	145,186.91	177,091.97	157,057.00	157,057.00	
11200 - Overtime	4,248.97	3,312.05	4,590.00	5,678.06	5,020.01	5,678.06	1,590.00	1,590.00	
11301 - Longevity - Non Civil Service	0.00	0.00	360.00	424.65	265.09	424.65	720.00	720.00	
11400 - Retirement - TMRS	12,795.41	12,034.40	12,781.00	12,781.00	11,395.01	12,781.00	10,490.00	10,490.00	
11500 - FICA	12,511.17	11,908.53	14,134.00	14,134.00	11,306.13	14,134.00	12,192.00	12,192.00	
11600 - Group Health Insurance	28,382.42	28,215.79	18,756.00	20,308.32	17,988.29	20,308.32	16,871.00	16,871.00	
11700 - Workers' Compensation	703.40	571.61	521.00	521.00	420.54	521.00	215.00	215.00	
11800 - Unemployment Compensation	838.96	108.26	1,502.00	1,502.00	689.98	1,502.00	1,125.00	1,125.00	
12300 - Life Insurance	232.74	230.40	238.00	238.00	228.42	238.00	191.00	191.00	
21100 - Supplies	9,571.31	8,165.78	8,900.00	5,327.64	4,361.34	5,127.64	4,000.00	4,000.00	
21155 - Supplies-Parade Float	0.00	0.00	750.00	445.72	445.72	445.72	400.00	400.00	
21200 - Uniforms & Personal Wear	0.00	35.00	280.00	0.01	0.00	0.00	0.00	0.00	
21400 - Chemicals	151.13	345.35	150.00	150.00	0.00	150.00	0.00	0.00	
21500 - Motor Gas & Oil	1,593.61	1,384.25	1,680.00	1,150.10	1,058.13	1,150.00	1,200.00	1,200.00	
21700 - Minor Eq/Furniture	2,344.46	0.00	0.00	0.00	0.00	0.00	0.00	0.00	
22600 - Computers & Associated Equip	1,413.23	0.00	0.00	0.00	0.00	0.00	0.00	0.00	
23200 - Promotional Supplies	373.40	5,184.58	4,000.00	3,739.09	2,796.89	2,239.00	5,000.00	5,000.00	
23300 - Visitor Supplies	806.16	350.03	500.00	500.00	411.80	500.00	500.00	500.00	
23500 - Merchandise-Cost of Goods Sold	206.11	924.11	500.00	529.90	529.90	529.90	500.00	500.00	
31100 - Communications	9,544.02	8,468.94	9,000.00	10,457.62	8,854.65	9,000.00	9,660.00	9,660.00	
31300 - Postage & Freight	475.29	287.84	500.00	500.00	351.50	500.00	500.00	500.00	
31400 - Professional Services	21,383.35	24,756.11	12,250.00	52,250.00	49,391.75	52,250.00	559,000.00	559,000.00	
31425 - Prof. Services-GPS	536.00	384.00	384.00	384.00	384.00	384.00	384.00	384.00	
31431 - ProfServ-NASK Air Show	1,500.00	0.00	1,500.00	0.00	0.00	0.00	0.00	0.00	
31441 - Special Events & Festivals	2,819.20	2,789.70	33,000.00	3,150.00	3,150.00	3,650.00	33,750.00	33,750.00	
31458 - Contractual Services	9,281.18	9,546.57	9,819.00	9,819.00	4,661.17	9,819.00	10,040.00	10,040.00	
31500 - Printing & Publishing	1,619.87	7,176.01	9,035.00	3,535.00	1,980.57	3,535.00	5,150.00	5,150.00	
31600 - Membership, Training, Travel	4,059.10	3,216.70	3,524.00	1,227.94	1,227.94	2,024.00	3,830.00	3,830.00	
31612 - Travel - Moving Reimb	1,833.53	0.00	0.00	0.00	0.00	0.00	0.00	0.00	
31700 - Memberships & Dues	2,309.00	1,719.00	2,202.00	2,202.00	1,837.00	2,202.00	1,527.00	1,527.00	
31900 - Catering	1,855.65	1,702.15	2,185.65	1,598.84	1,433.84	1,598.84	1,250.00	1,250.00	
32300 - Utilities	90,590.46	76,428.14	98,000.00	84,140.93	44,619.92	98,000.00	11,750.00	11,750.00	
33100 - Subscriptions	59.00	59.00	60.00	60.00	0.00	60.00	60.00	60.00	
34001 - Advertising Services	72,262.11	92,187.89	93,000.00	80,084.38	72,945.34	68,404.25	136,800.00	136,800.00	
34200 - Special Services	175.47	77.44	120.00	120.00	100.30	120.00	120.00	120.00	

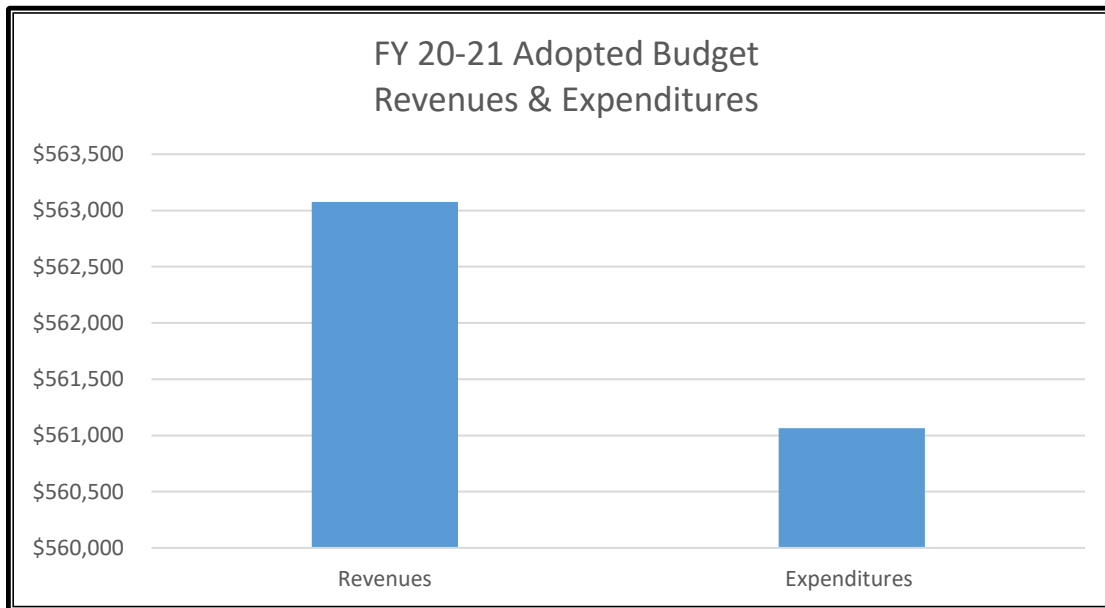
Consolidated Tourism Funds - Expenditures

For Fiscal: 10/2019-09/2020 Period Ending: 09/30/2020

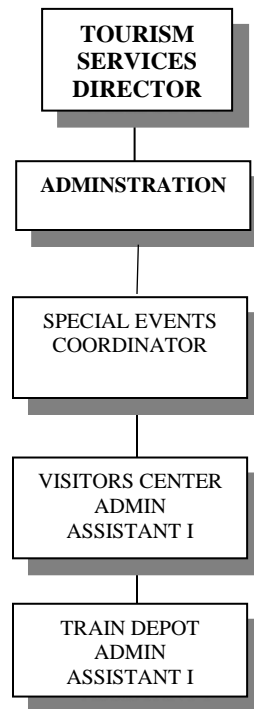
Objec...	2018 Total Activity	2019 Total Activity	2020 Original Budget	2020 Total Budget (Amended)	2020 YTD Activity	Defined Budgets		2021 City Manager Proposed	2021 City Commission Adopted
						2020 Expected Annual			
34600 - Facade Grants	8,450.00	57,399.68	43,000.00	37,369.45	52,044.06	37,369.45	0.00	0.00	
34602 - Mural Program	0.00	0.00	5,000.00	5,000.00	0.00	0.00	0.00	0.00	
34603 - Window Graphics Program	1,520.00	0.00	2,000.00	2,000.00	0.00	0.00	0.00	0.00	
34700 - Event Support Services	5,711.62	0.00	0.00	0.00	0.00	0.00	0.00	0.00	
35000 - Professional Svcs-Museum	80,833.02	92,281.28	40,000.00	20,000.00	20,000.00	20,000.00	20,000.00	20,000.00	
41100 - Vehicle Maintenance	157.68	63.03	500.00	372.60	29.44	372.60	500.00	500.00	
41400 - Equipment Maintenance	1,121.49	1,335.14	1,000.00	800.00	194.04	800.00	0.00	0.00	
51100 - Building Maintenance	11,439.87	17,001.59	10,000.00	6,000.00	3,958.72	6,000.00	0.00	0.00	
59100 - Grounds & Perm Fixtures	1,380.11	5,395.65	15,000.00	6,444.66	6,444.66	2,969.66	0.00	0.00	
64100 - Operating Lease	4,173.38	3,936.00	4,253.00	4,060.74	4,016.56	4,060.74	4,061.00	4,061.00	
71300 - Building	3,999.68	0.00	0.00	0.00	0.00	0.00	0.00	0.00	
80001 - Transfer Out to Fund 001	92,345.00	75,647.00	68,457.00	68,457.00	51,342.75	68,457.00	77,340.00	77,340.00	
80033 - Transfer Out to Fund 033	9,350.00	0.00	0.00	0.00	0.00	0.00	0.00	0.00	
80051 - Transfer Out to Fund 051	7,521.00	6,947.00	0.00	0.00	0.00	0.00	0.00	0.00	
80098 - Transfer Out to Fund 098	25,000.00	0.00	0.00	0.00	0.00	0.00	0.00	0.00	
80138 - Transfer to Fund 138	0.00	0.00	1,125.00	1,125.00	843.75	1,125.00	291.00	291.00	
80202 - Transfer To Fund 202	0.00	50,000.00	50,000.00	40,000.00	22,000.00	22,000.00	30,000.00	30,000.00	
85000 - Department Year End Reductions	0.00	0.00	0.00	121,673.03	0.00	0.00	0.00	0.00	
Report Total:	714,740.14	768,102.20	764,353.65	807,353.65	553,916.12	657,522.80	1,118,064.00	1,118,064.00	

FUND 002 – TOURISM FUND

FUND SUMMARY



	FY 20-21 Adopted Budget
Revenues	\$ 563,075
Expenditures	561,064
Net Revenues over (under) Expenditures	<u>\$ 2,011</u>
 <u>Fund Balance</u>	
Beginning Fund Balance - (Unaudited)	\$ 307,610
Budgeted Revenues	\$ 563,075
Budgeted Transfers In	<u>0</u>
Total Revenues	563,075
 Budgeted Expenditures	 \$ 453,433
Budgeted Transfers Out	<u>107,631</u>
Total Expenditures	561,064
Estimated Ending Fund Balance 09/30/21	<u>\$ 309,621</u>



The Tourism Department is comprised of the Tourism Admin. Division. As of 10/01/2020, the JK Northway is no longer operated by the City. It is now under the County's authority.

DESCRIPTION

The purpose of the Tourism Services Department for the City of Kingsville is to promote and enhance the local quality of life by marketing our community for Tourism. Municipal government is a business enterprise in an effort to restore our infrastructure, services, and intangibles –to attract visitors – all of whom bring economic activity that generates revenues, including the tax revenues that are reinvested to keep the community thriving – and growing.







DEPARTMENT ACCOMPLISHMENTS

For Fiscal Year 19-20

1. Continued marketing in the RGV, San Antonio, Victoria, George West, Odem and Mathis.
2. Entered into an agreement for Billboard Marketing with Sign Ad and accomplished joint marketing for events hosted by King Ranch and the Conner Museum.
3. Social Media Growth: Facebook followers increased to 7149, triple the following we had two years ago. Instagram account growing at a slower pace.
4. Created email marketing campaign and developed a database of more than 800 emails.
5. Began conducting event surveys in partnership with TAMUK marketing students. Survey results detail where visitors come from, how many days they stay, age group and where they heard about the event along with event satisfaction, which ranked high.

6. 2019 Ranch Hand Weekend attendance broke record-breaking 2018 attendance at estimates of at least 6,000 in attendance. The Ranch Hand Weekend Country Concert raised more than \$42,000 for KISD Education foundation and generated more than \$3,000 in revenues at the JK Northway Expo Center.
7. 2019 La Posada de Kingsville parade & float/Snow Day marketing support, participated in parade broadcast.
8. Christmas Open house
9. Attended birding and travel festivals with King Ranch Tourism Department
10. Attended Cowboy Christmas in Las Vegas on behalf of King Ranch in partnership with Visit Corpus Christi.
11. Staff attended TFEA, Director attended second year of tourism college
12. Merchandise sales continue to be at least 8 times stronger than in years past, but they may not meet or exceed FY 18-19 due to COVID-19.

GOALS & OBJECTIVES

Goals & Objectives	City Commission Vision
<p>Goal: Provide leadership for Destination Management and Marketing. Objective: Coordinating activities, encouraging programs and projecting an appealing image on behalf of Kingsville.</p>	 Superior City Services
<p>Goal: Promote the destination and experience of Kingsville to meeting professionals, business travelers, tour operators and individual visitors. Objective: Provide an array of services to travel planners in developing tours into Kingsville, including suggested itineraries, experiences and overnight accommodations.</p>	 Superior City Services
<p>Goal: Help visitors save time and energy in looking for tourism opportunities in Kingsville, the Coastal Bend Tourism Region and Texas Tropical Trail Region by providing quality and accessible visitor services. Objective: Work with regional partners in promoting Kingsville as an ideal location to visit and spend the night.</p>	 Superior City Services  Community Partnership
<p>Goal: Support key signature venues and events that promote and highlight Kingsville and its market advantages. Objective: Manage an entry into town welcoming people to the Visitor Center and the Downtown Depot Museum & Visitors Center that promotes the market advantages of Historic Downtown District, ranching in South Texas, King Ranch, Hunting, birding, and fishing; the King Ranch Museum, the J E Conner Museum, collegiate, interscholastic, professional, amateur, and recreational sports, Naval aviation and traditions, University-related disciplines of arts, music, theater, ranch and wildlife management and events at the J. K. Northway Expo Center.</p>	 Quality of Life  Community Partnership

TOURISM ADMINISTRATION

PERFORMANCE MEASURES

	FY 2014	FY 2015	FY 2016	FY 2017	FY 2018	FY 2019
Percent Occupied	66%	57%	53%	62%	57%	54%

FY 20-21 BUDGET HIGHLIGHTS

Division	Change	Personnel	Operations	Capital Outlay	Total Changes
FY 19-20 Original Budget	\$420,345	\$189,252	\$231,093	\$0	\$420,345
FY 20-21 Adopted Budget	\$448,933	\$200,451	\$248,482	\$0	\$448,933
1071 - Tourism Admin	\$28,588	\$11,199	\$17,389	\$0	\$28,588

Change Information**Personnel**

COLA - 2.5%

Longevity - additional \$12 per year

Additional health care premiums

Change Description:

All departments were required to reduce their core budgets.

JK NORTHWAY

Division	Change	Personnel	Operations	Capital Outlay	Total Changes
FY 19-20 Original Budget	\$174,427	\$43,427	\$131,000	\$0	\$174,427
FY 20-21 Adopted Budget	\$4,500	\$0	\$4,500	\$0	\$4,500
1076 - JK Northway	(\$169,927)	(\$43,427)	(\$126,500)	\$0	(\$169,927)

Change Information

As of 10/01/2020, the JK Northway is no longer operated by the City. The County will take back managing the facility due to grant opportunities.

Operations

Services Category - The County intends to honor all current bookings in FY 20-21 and the City will incur costs in relation to those remaining events.

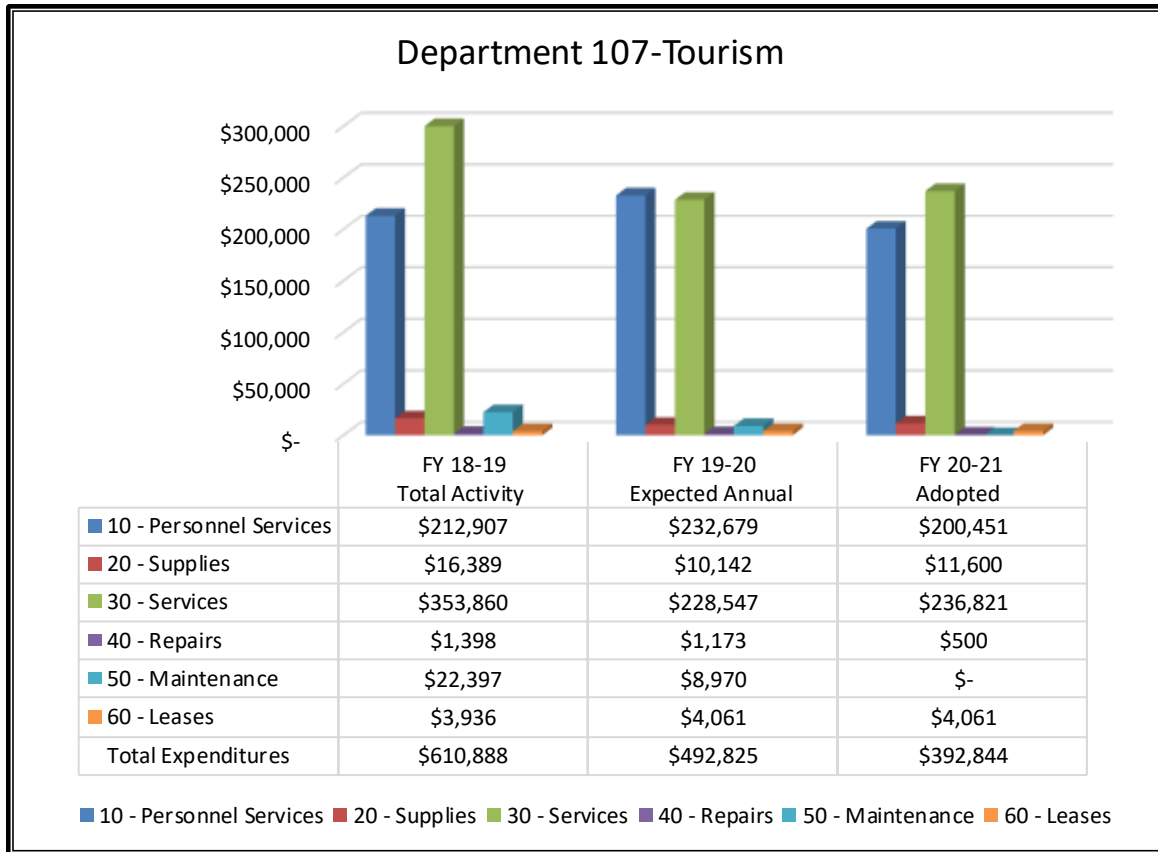
FY 20-21 POSITION SUMMARY

Division	AUTHORIZED POSITIONS				
	FY 16-17	FY 17-18	FY 18-19	FY 19-20	FY 20-21
1071-Tourism	4	4	6	5	5
1076-JK Northway	1	1	3	4	0
Total Positions	5	5	9	9	5
Full-Time	3	3	4	3	2
Part-Time	2	2	5	6	3
Total Positions	5	5	9	9	5

FY 20-21 Significant Changes:

In FY 20-21, the JK Northway is transferring back to the County's management as per requested by the County and approved by the City Commission.

FY 20-21 EXPENDITURES COMPARATIVE





City of Kingsville, TX

Tourism Funds Group Summary

For Fiscal: 10/2019-09/2020 Period Ending: 09/30/2020

Divisio...	2018 Total Activity	2019 Total Activity	2020 Original Budget	2020 Total Budget (Amended)	2020 YTD Activity	Defined Budgets		2021 City Manager Proposed	2021 City Commission Adopted
						2020 Expected Annual			
Fund: 002 - TOURISM FUND									
Department : 000 - Non-Departmental									
AcctType: 4 - Revenue									
Division: 0000 - Non-Departmental									
750 - Transfers	25,000.00	25,000.00	25,000.00	25,000.00	18,750.00	25,000.00	0.00	0.00	
900 - Interest & Other	0.00	0.00	0.00	0.00	110.00	110.00	0.00	0.00	
Division: 0000 - Non-Departmental Total:	25,000.00	25,000.00	25,000.00	25,000.00	18,860.00	25,110.00	0.00	0.00	
AcctType: 4 - Revenue Total:	25,000.00	25,000.00	25,000.00	25,000.00	18,860.00	25,110.00	0.00	0.00	
Department : 000 - Non-Departmental Total:	25,000.00	25,000.00	25,000.00	25,000.00	18,860.00	25,110.00	0.00	0.00	

Tourism Funds

For Fiscal: 10/2019-09/2020 Period Ending: 09/30/2020

Divisio...	2018 Total Activity	2019 Total Activity	2020 Original Budget	2020 Total Budget (Amended)	2020 YTD Activity	Defined Budgets		2021 City Manager Proposed	2021 City Commission Adopted
						2020 Expected Annual			
Department : 107 - Tourism									
AcctType: 4 - Revenue									
Division: 1070 - Tourism									
200 - Non-Property Taxes	565,474.73	647,928.56	620,000.00	620,000.00	420,927.25	480,000.00		547,200.00	547,200.00
500 - General Services Fees	3,415.93	6,392.02	7,120.00	7,120.00	9,110.82	8,588.94		3,425.00	3,425.00
700 - Grants	25.00	0.00	0.00	0.00	250.00	250.00		0.00	0.00
800 - Utility Services	792.59	1,382.52	200.00	200.00	0.00	0.00		0.00	0.00
900 - Interest & Other	188.81	159.12	191.00	191.00	145.24	191.00		150.00	150.00
Division: 1070 - Tourism Total:	569,897.06	655,862.22	627,511.00	627,511.00	430,433.31	489,029.94		550,775.00	550,775.00
Division: 1071 - TOURISM-ADMIN									
700 - Grants	4,000.00	5,000.00	0.00	0.00	0.00	0.00		0.00	0.00
Division: 1071 - TOURISM-ADMIN Total:	4,000.00	5,000.00	0.00	0.00	0.00	0.00		0.00	0.00
Division: 1076 - TOURISM-J.K. Northway Coliseum									
500 - General Services Fees	47,712.22	52,142.72	45,500.00	45,500.00	38,196.25	38,696.25		12,300.00	12,300.00
Division: 1076 - TOURISM-J.K. Northway Coliseum Total:	47,712.22	52,142.72	45,500.00	45,500.00	38,196.25	38,696.25		12,300.00	12,300.00
AcctType: 4 - Revenue Total:	621,609.28	713,004.94	673,011.00	673,011.00	468,629.56	527,726.19		563,075.00	563,075.00

Tourism Funds

For Fiscal: 10/2019-09/2020 Period Ending: 09/30/2020

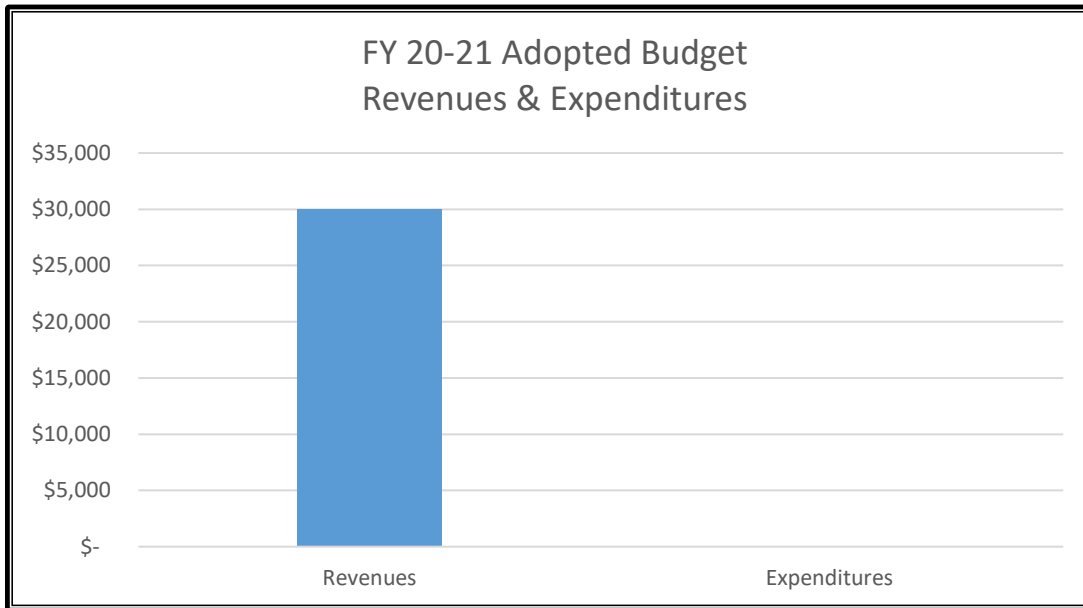
Divisio...	2018 Total Activity	2019 Total Activity	2020 Original Budget	2020 Total Budget (Amended)	2020 YTD Activity	Defined Budgets		2021 City Manager Proposed	2021 City Commission Adopted
						2020 Expected Annual			
AcctType: 5 - Expense									
Division: 1070 - Tourism									
20 - Supplies	28.36	96.26	0.00	0.00	0.00	0.00		0.00	0.00
Division: 1070 - Tourism Total:	28.36	96.26	0.00	0.00	0.00	0.00		0.00	0.00
Division: 1071 - TOURISM-ADMIN									
10 - Personnel Services	185,612.71	175,108.82	189,252.00	189,252.00	163,520.32	189,252.00		200,451.00	200,451.00
20 - Supplies	9,958.25	10,072.00	11,510.00	8,907.20	6,925.09	7,407.00		11,600.00	11,600.00
30 - Services	216,467.20	277,005.12	214,829.65	143,638.78	124,729.10	131,797.09		232,321.00	232,321.00
40 - Repairs	157.68	63.03	500.00	372.60	29.44	372.60		500.00	500.00
50 - Maintenance	1,380.11	4,370.00	0.00	0.00	0.00	0.00		0.00	0.00
60 - Leases	4,173.38	3,936.00	4,253.00	4,060.74	4,016.56	4,060.74		4,061.00	4,061.00
70 - Capital Outlay	3,999.68	0.00	0.00	0.00	0.00	0.00		0.00	0.00
85 - Department Reductions	0.00	0.00	0.00	85,497.40	0.00	0.00		0.00	0.00
Division: 1071 - TOURISM-ADMIN Total:	421,749.01	470,554.97	420,344.65	431,728.72	299,220.51	332,889.43		448,933.00	448,933.00
Division: 1076 - TOURISM-J.K. Northway Coliseum									
10 - Personnel Services	39,361.94	37,798.42	43,427.00	43,427.00	28,980.06	43,427.00		0.00	0.00
20 - Supplies	6,472.80	6,220.84	5,250.00	2,935.26	2,678.69	2,735.26		0.00	0.00
30 - Services	100,350.67	76,855.33	99,750.00	82,890.93	43,208.88	96,750.00		4,500.00	4,500.00
40 - Repairs	1,121.49	1,335.14	1,000.00	800.00	194.04	800.00		0.00	0.00
50 - Maintenance	11,439.87	18,027.24	25,000.00	12,444.66	10,403.38	8,969.66		0.00	0.00
85 - Department Reductions	0.00	0.00	0.00	30,545.08	0.00	0.00		0.00	0.00
Division: 1076 - TOURISM-J.K. Northway Coliseum Total:	158,746.77	140,236.97	174,427.00	173,042.93	85,465.05	152,681.92		4,500.00	4,500.00
AcctType: 5 - Expense Total:	580,524.14	610,888.20	594,771.65	604,771.65	384,685.56	485,571.35		453,433.00	453,433.00
Department : 107 - Tourism Surplus (Deficit):	41,085.14	102,116.74	78,239.35	68,239.35	83,944.00	42,154.84		109,642.00	109,642.00

Tourism Funds

For Fiscal: 10/2019-09/2020 Period Ending: 09/30/2020

Divisio...	2018 Total Activity	2019 Total Activity	2020 Original Budget	2020 Total Budget (Amended)	2020 YTD Activity	Defined Budgets		2021 City Manager Proposed	2021 City Commission Adopted
						2020 Expected Annual			
Department : 690 - Fund Expense/Transfer									
AcctType: 5 - Expense									
Division: 6900 - Fund Expense/Transfer									
80 - Transfers Out	134,216.00	132,594.00	119,582.00	109,582.00	74,186.50	91,582.00	107,631.00	107,631.00	
Division: 6900 - Fund Expense/Transfer Total:	134,216.00	132,594.00	119,582.00	109,582.00	74,186.50	91,582.00	107,631.00	107,631.00	
AcctType: 5 - Expense Total:	134,216.00	132,594.00	119,582.00	109,582.00	74,186.50	91,582.00	107,631.00	107,631.00	
Department : 690 - Fund Expense/Transfer Total:	134,216.00	132,594.00	119,582.00	109,582.00	74,186.50	91,582.00	107,631.00	107,631.00	
Fund: 002 - TOURISM FUND Surplus (Deficit):	-68,130.86	-5,477.26	-16,342.65	-16,342.65	28,617.50	-24,317.16	2,011.00	2,011.00	

FUND 202 – TOURISM FAÇADE GRANT PROGRAM FUND SUMMARY



	FY 20-21 Adopted Budget
Revenues	\$ 30,000
Expenditures	0
Net Revenues over (under) Expenditures	\$ 30,000
 <u>Fund Balance</u>	
Beginning Fund Balance - (Unaudited)	\$ 10,011
Budgeted Revenues - Transfers In	30,000
Budgeted Expenditures	0
Estimated Ending Fund Balance 09/30/21	\$ 40,011

Tourism Funds

For Fiscal: 10/2019-09/2020 Period Ending: 09/30/2020

Divisio...	2018 Total Activity	2019 Total Activity	2020 Original Budget	2020 Total Budget (Amended)	2020 YTD Activity	Defined Budgets		2021 City Manager Proposed	2021 City Commission Adopted
						2020 Expected Annual			
Fund: 202 - TOURISM - FACADE GRANTS PROGRAM FUND									
Department : 000 - Non-Departmental									
AcctType: 4 - Revenue									
Division: 0000 - Non-Departmental									
750 - Transfers	0.00	50,000.00	50,000.00	50,000.00	22,000.00	22,000.00	30,000.00	30,000.00	30,000.00
Division: 0000 - Non-Departmental Total:	0.00	50,000.00	50,000.00	50,000.00	22,000.00	22,000.00	30,000.00	30,000.00	30,000.00
AcctType: 4 - Revenue Total:	0.00	50,000.00	50,000.00	50,000.00	22,000.00	22,000.00	30,000.00	30,000.00	30,000.00
Department : 000 - Non-Departmental Total:	0.00	50,000.00	50,000.00	50,000.00	22,000.00	22,000.00	30,000.00	30,000.00	30,000.00

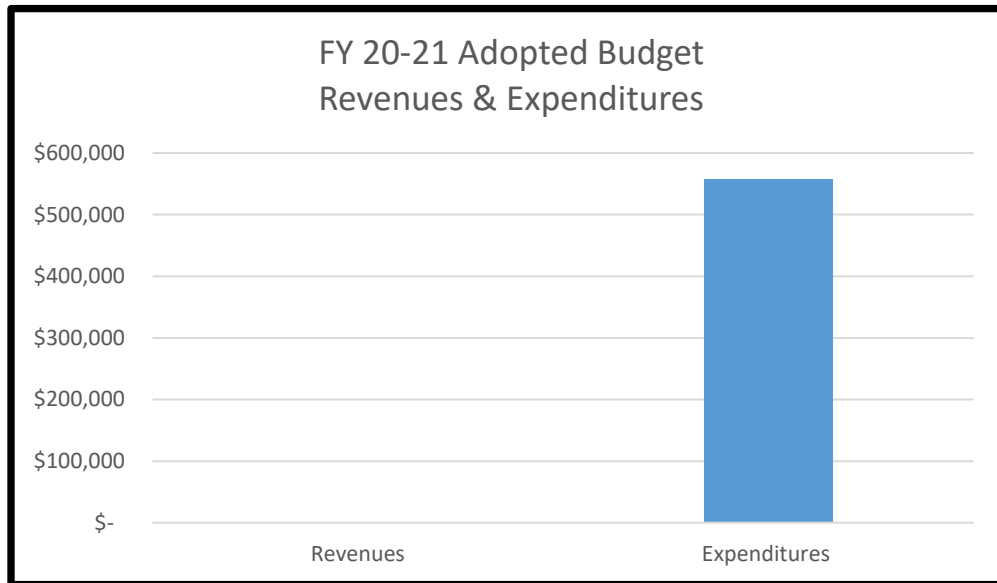
Tourism Funds

For Fiscal: 10/2019-09/2020 Period Ending: 09/30/2020

Divisio...	2018 Total Activity	2019 Total Activity	2020 Original Budget	2020 Total Budget (Amended)	2020 YTD Activity	Defined Budgets		2021 City Manager Proposed	2021 City Commission Adopted
						2020 Expected Annual			
Department : 107 - Tourism									
AcctType: 5 - Expense									
Division: 1071 - TOURISM-ADMIN									
30 - Services	0.00	24,620.00	50,000.00	44,369.45	52,044.06	37,369.45	0.00	0.00	
85 - Department Reductions	0.00	0.00	0.00	5,630.55	0.00	0.00	0.00	0.00	
Division: 1071 - TOURISM-ADMIN Total:	0.00	24,620.00	50,000.00	50,000.00	52,044.06	37,369.45	0.00	0.00	
AcctType: 5 - Expense Total:	0.00	24,620.00	50,000.00	50,000.00	52,044.06	37,369.45	0.00	0.00	
Department : 107 - Tourism Total:	0.00	24,620.00	50,000.00	50,000.00	52,044.06	37,369.45	0.00	0.00	
Fund: 202 - TOURISM - FACADE GRANTS PROGRAM FUND Surplus (Defic..	0.00	25,380.00	0.00	0.00	-30,044.06	-15,369.45	30,000.00	30,000.00	

FUND 203 – JK NORTHWAY EDA

FUND SUMMARY



	FY 20-21 Adopted Budget
Revenues	\$ 0
Expenditures	557,000
Net Revenues over (under) Expenditures	<u>\$ (557,000)</u>
 <u>Fund Balance</u>	
Beginning Fund Balance - (Unaudited)	\$ 557,000
Budgeted Revenues	0
Budgeted Expenditures	557,000
Estimated Ending Fund Balance 09/30/21	<u>\$ 0</u>

Tourism Funds

For Fiscal: 10/2019-09/2020 Period Ending: 09/30/2020

Divisio...	Total Activity	2019 Total Activity	2020 Original Budget	2020 Total Budget (Amended)	2020 YTD Activity	Defined Budgets		2021 City Manager Proposed	2021 City Commission Adopted
						2020 Expected Annual			
Fund: 203 - JK NORTHWAY EDA FUND									
Department : 000 - Non-Departmental									
AcctType: 4 - Revenue									
Division: 0000 - Non-Departmental									
750 - Transfers	0.00	600,000.00	0.00	0.00	0.00	0.00	0.00	0.00	0.00
Division: 0000 - Non-Departmental Total:	0.00	600,000.00	0.00	0.00	0.00	0.00	0.00	0.00	0.00
AcctType: 4 - Revenue Total:	0.00	600,000.00	0.00	0.00	0.00	0.00	0.00	0.00	0.00
Department : 000 - Non-Departmental Total:	0.00	600,000.00	0.00	0.00	0.00	0.00	0.00	0.00	0.00

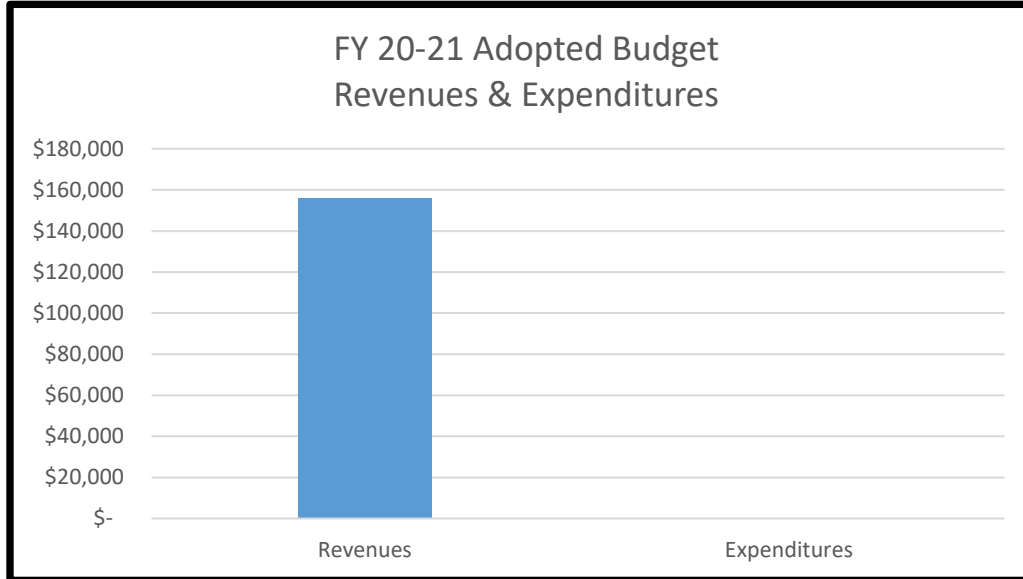
Tourism Funds

For Fiscal: 10/2019-09/2020 Period Ending: 09/30/2020

Divisio...	Total Activity	2019 Total Activity	2020 Original Budget	2020 Total Budget (Amended)	2020 YTD Activity	Defined Budgets		2021 City Manager Proposed	2021 City Commission Adopted
						2020 Expected Annual			
Department : 107 - Tourism									
AcctType: 5 - Expense									
Division: 1076 - TOURISM-J.K. Northway Coliseum									
30 - Services	0.00	0.00	0.00	43,000.00	43,000.00	43,000.00	557,000.00	557,000.00	
Division: 1076 - TOURISM-J.K. Northway Coliseum Total:	0.00	0.00	0.00	43,000.00	43,000.00	43,000.00	557,000.00	557,000.00	
AcctType: 5 - Expense Total:	0.00	0.00	0.00	43,000.00	43,000.00	43,000.00	557,000.00	557,000.00	
Department : 107 - Tourism Total:	0.00	0.00	0.00	43,000.00	43,000.00	43,000.00	557,000.00	557,000.00	
Fund: 203 - JK NORTHWAY EDA FUND Surplus (Deficit):	0.00	600,000.00	0.00	-43,000.00	-43,000.00	-43,000.00	-557,000.00	-557,000.00	

FUND 204 – JK NORTHWAY

HOTEL VENUE TAX FUND SUMMARY



	FY 20-21 Adopted Budget
Revenues	\$ 156,343
Expenditures	0
Net Revenues over (under) Expenditures	<u>\$ 156,343</u>
 <u>Fund Balance</u>	
Beginning Fund Balance - (Unaudited)	\$ 0
Budgeted Revenues	156,343
Budgeted Expenditures	0
Estimated Ending Fund Balance 09/30/21	<u>\$ 156,343</u>

Tourism Funds

For Fiscal: 10/2019-09/2020 Period Ending: 09/30/2020

Divisio...	Total Activity	2019 Total Activity	2020 Original Budget	2020 Total Budget (Amended)	2020 YTD Activity	Defined Budgets		2021 City Manager Proposed	2021 City Commission Adopted
						2020 Expected Annual			
Fund: 204 - JK NORTHWAY HOTEL VENUE TAX FUND									
Department : 107 - Tourism									
AcctType: 4 - Revenue									
Division: 1070 - Tourism									
200 - Non-Property Taxes	0.00	0.00	0.00	0.00	0.00	0.00	156,342.86	156,342.86	
Division: 1070 - Tourism Total:	0.00	0.00	0.00	0.00	0.00	0.00	156,342.86	156,342.86	
AcctType: 4 - Revenue Total:	0.00	0.00	0.00	0.00	0.00	0.00	156,342.86	156,342.86	
Department : 107 - Tourism Total:	0.00	0.00	0.00	0.00	0.00	0.00	156,342.86	156,342.86	
Fund: 204 - JK NORTHWAY HOTEL VENUE TAX FUND Total:	0.00	0.00	0.00	0.00	0.00	0.00	156,342.86	156,342.86	
Report Surplus (Deficit):	-68,130.86	619,902.74	-16,342.65	-59,342.65	-44,426.56	-82,686.61	-368,646.14	-368,646.14	



ASSET SEIZURE FUNDS

Fund 005 – Police State Seizure Fund

This fund is used to account for revenues and expenditures resulting from state seizure awards. This fund is appropriated.

Fund 028 – Police Federal Seizure Fund

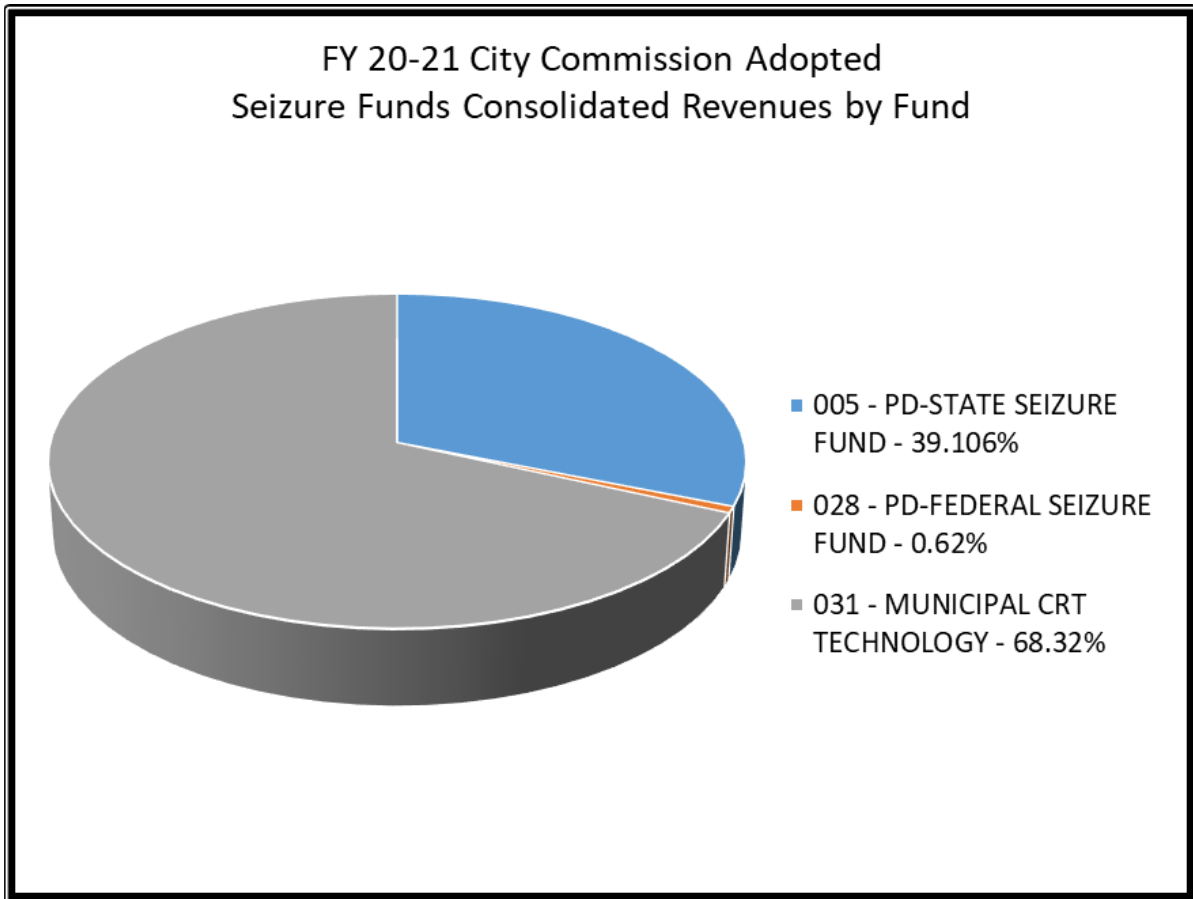
This fund is used to account for revenues and expenditures resulting from state seizure awards. This fund is not appropriated until federal seizures have been awarded.

Fund 031 – Municipal Court Technology

This fund is used to provide for technology needs of Municipal Court. Revenues are generated by fees from certain fines. This fund is appropriated.

CONSOLIDATED REVENUES

ASSET SEIZURE FUNDS



	FY 18-19 Total Activity	FY 19-20 Original Budget	FY 19-20 Amended Budget	FY 19-20 Expected Annual	FY 20-21 City Commission Adopted
005 - PD-STATE SEIZURE FUND	\$ 69,682.93	\$ 26,000.00	\$ 26,000.00	\$ 68,907.60	\$ 5,000.00
028 - PD-FEDERAL SEIZURE FUND	3,163.21	100.00	100.00	100.00	100.00
031 - MUNICIPAL CRT TECHNOLOGY	14,901.32	13,000.00	13,000.00	10,500.00	11,000.00
TOTAL CONSOLIDATED REVENUES	\$ 87,747.46	\$ 39,100.00	\$ 39,100.00	\$ 79,507.60	\$ 16,100.00



City of Kingsville, TX

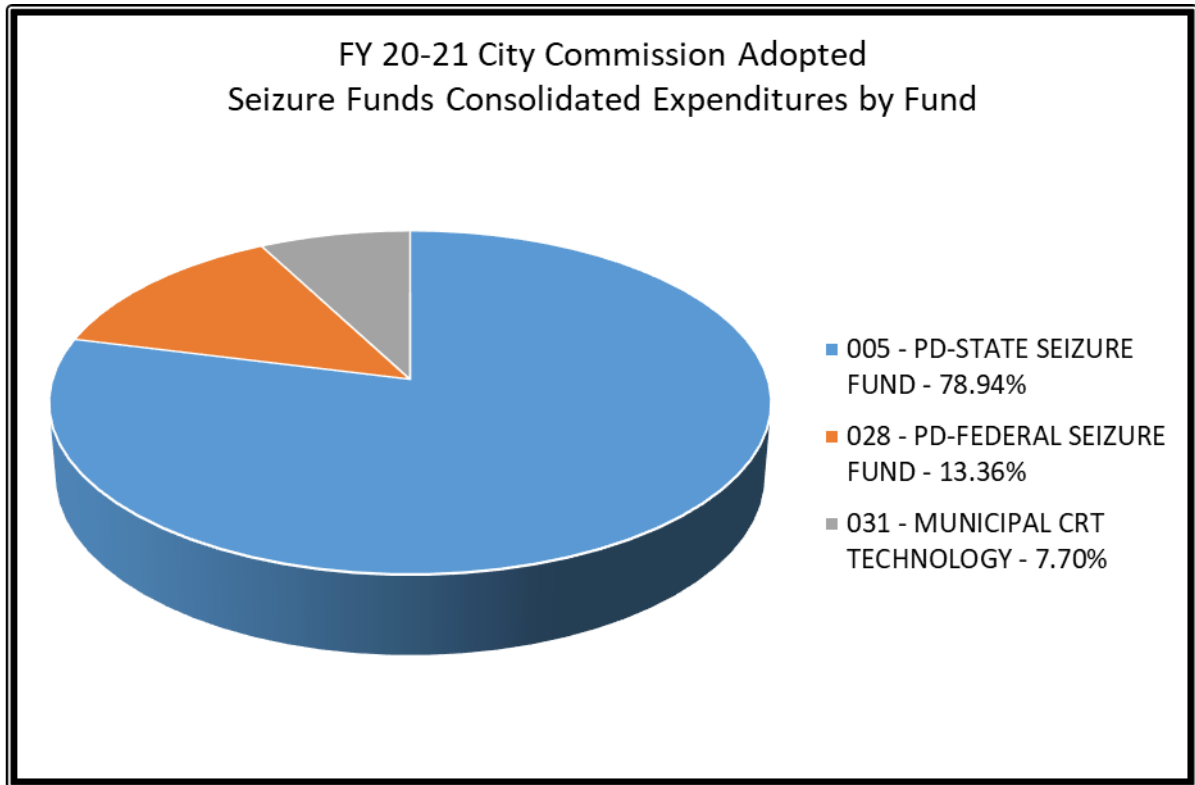
Consolidated Asset Seizure Funds-Revenues Group Summary

For Fiscal: 10/2019-09/2020 Period Ending: 09/30/2020

Sourc...	2018	2019	2020	2020	2020	Defined Budgets		2021	2021
	Total Activity	Total Activity	Original Budget	Total Budget (Amended)	YTD Activity	2020 Expected Annual	City Manager Proposed	City Commission Adopted	
41116 - Technology Fee	16,281.48	14,901.32	13,000.00	13,000.00	9,931.41	10,500.00	11,000.00	11,000.00	
59990 - Confiscated Revenue	915,940.00	6,789.46	0.00	0.00	46,713.60	46,713.60	0.00	0.00	
59991 - Auction Revenue	50,748.80	0.00	0.00	0.00	9,794.00	9,794.00	0.00	0.00	
91500 - Interest Earned	25,147.55	36,080.19	26,100.00	26,100.00	11,519.82	12,500.00	5,100.00	5,100.00	
99000 - Miscellaneous	0.00	29,976.49	0.00	0.00	0.00	0.00	0.00	0.00	
Report Total:	1,008,117.83	87,747.46	39,100.00	39,100.00	77,958.83	79,507.60	16,100.00	16,100.00	

CONSOLIDATED EXPENDITURES

ASSET SEIZURE FUNDS



	FY 18-19 Total Activity	FY 19-20 Original Budget	FY 19-20 Amended Budget	FY 19-20 Expected Annual	FY 20-21 City Commission Adopted
005 - PD-STATE SEIZURE FUND	\$ 835,391.19	\$ 265,322.00	\$ 265,322.00	\$ 265,322.00	\$ 177,217.37
028 - PD-FEDERAL SEIZURE FUND	15,000.00	30,000.00	30,000.00	30,000.00	30,000.00
031 - MUNICIPAL CRT TECHNOLOGY	21,275.76	17,000.00	17,000.00	17,000.00	17,292.00
TOTAL CONSOLIDATED EXPENDITURES	\$ 871,666.95	\$ 312,322.00	\$ 312,322.00	\$ 312,322.00	\$ 224,509.37



City of Kingsville, TX

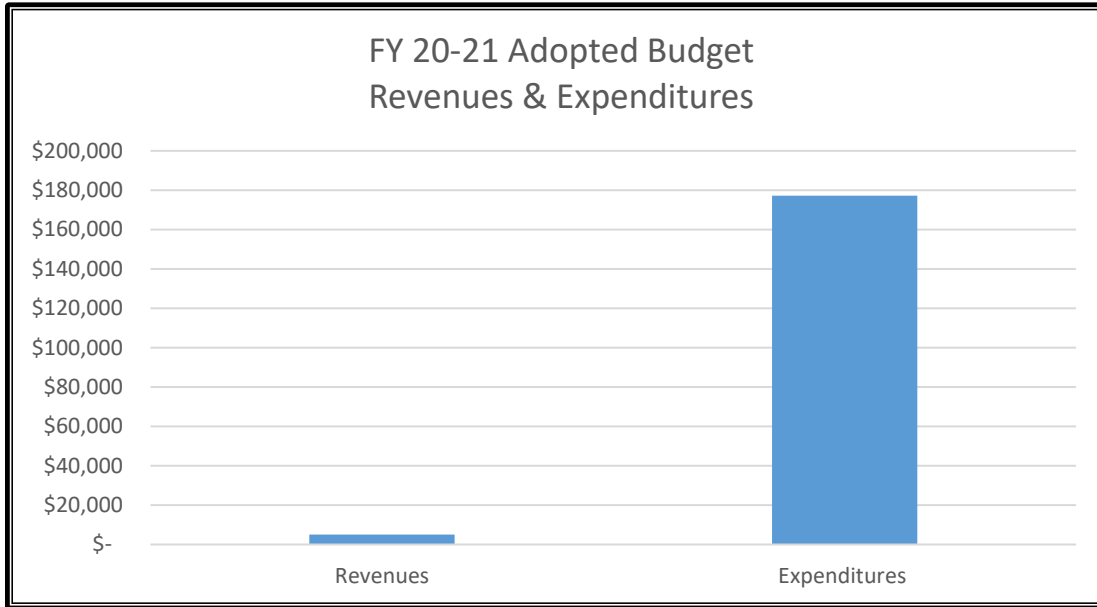
Consolidated Asset Seizure Funds-Expenditures Group Summary

For Fiscal: 10/2019-09/2020 Period Ending: 09/30/2020

Objec...	2018	2019	2020	2020	2020	Defined Budgets		2021	2021
	Total Activity	Total Activity	Original Budget	Total Budget (Amended)	YTD Activity	2020 Expected Annual	City Manager Proposed	City Commission Adopted	
21200 - Uniforms & Personal Wear	0.00	30,795.96	0.00	912.25	912.25	912.25	0.00	0.00	
21700 - Minor Eq/Furniture	24,359.97	23,779.75	1,812.00	1,812.00	1,360.00	1,812.00	5,000.00	5,000.00	
21800 - Guns & Ammunition	0.00	9,252.04	0.00	0.00	0.00	0.00	0.00	0.00	
22501 - Educational-Drug Prevention	714.19	8,387.30	11,000.00	10,087.75	1,867.04	10,087.75	11,000.00	11,000.00	
22600 - Computers & Associated Equip	23,576.31	142,400.52	36,368.00	36,368.00	19,886.91	36,368.00	39,367.20	39,367.20	
31400 - Professional Services	42,191.94	33,924.43	74,384.00	74,292.00	29,422.06	74,292.00	87,214.00	87,214.00	
31444 - Prf Svcs - Donations	25,000.00	20,000.00	25,000.00	25,000.00	15,000.00	25,000.00	25,000.00	25,000.00	
31600 - Membership, Training, Travel	1,590.00	1,695.95	1,720.00	1,720.00	1,702.25	1,720.00	2,500.00	2,500.00	
33100 - Subscriptions	13,120.70	2,580.69	6,894.00	5,519.00	0.00	5,519.00	4,136.17	4,136.17	
33200 - Confidential & Imprest Expense	15,000.00	15,000.00	30,000.00	30,000.00	5,000.00	30,000.00	30,000.00	30,000.00	
41100 - Vehicle Maintenance	0.00	0.00	0.00	1,375.00	968.07	1,375.00	0.00	0.00	
41400 - Equipment Maintenance	5,060.00	0.00	0.00	0.00	0.00	0.00	0.00	0.00	
64100 - Operating Lease	4,386.41	3,506.51	5,000.00	5,092.00	5,030.82	5,092.00	5,292.00	5,292.00	
71100 - Vehicle	222,672.28	562,240.00	0.00	0.00	0.00	0.00	0.00	0.00	
71200 - Machinery/Equipment	0.00	18,103.80	0.00	0.00	0.00	0.00	15,000.00	15,000.00	
71300 - Building	0.00	0.00	120,144.00	120,144.00	102,946.85	120,144.00	0.00	0.00	
Report Total:	377,671.80	871,666.95	312,322.00	312,322.00	184,096.25	312,322.00	224,509.37	224,509.37	

FUND 005 – PD – STATE SEIZURE

FUND SUMMARY



	FY 20-21 Adopted Budget
Revenues	\$ 5,000
Expenditures	177,217
Net Revenues over (under) Expenditures	<u>\$ (172,217)</u>
 <u>Fund Balance</u>	
Beginning Fund Balance - (Unaudited)	\$ 929,456
Budgeted Revenues	5,000
Budgeted Expenditures	177,217
Estimated Ending Fund Balance 09/30/21	<u>\$ 757,239</u>



City of Kingsville, TX

Asset Seizure Funds Group Summary

For Fiscal: 10/2019-09/2020 Period Ending: 09/30/2020

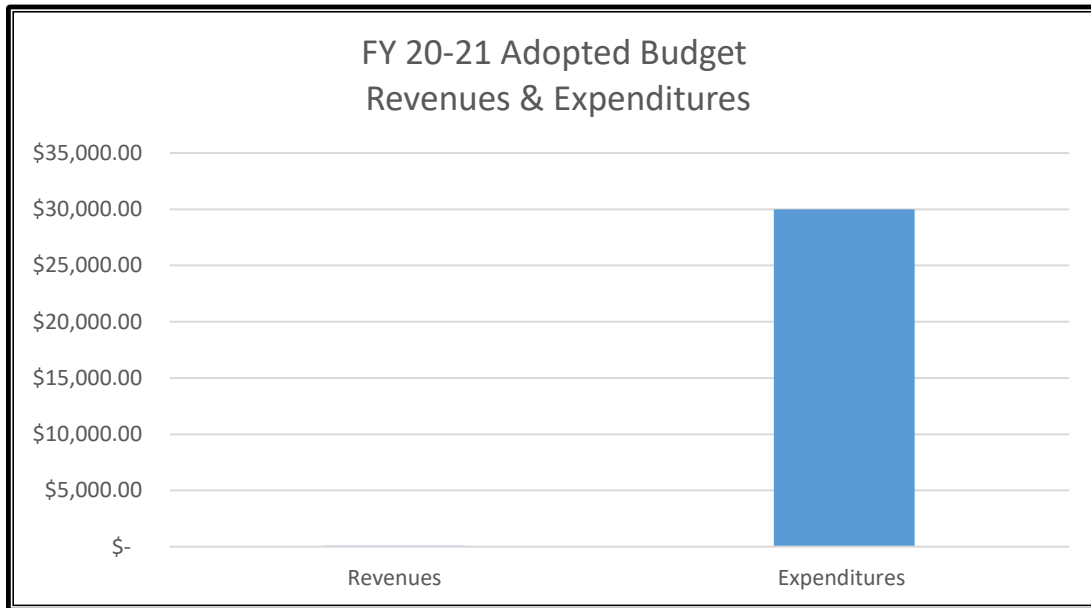
Divisio...	2018 Total Activity	2019 Total Activity	2020 Original Budget	2020 Total Budget (Amended)	2020 YTD Activity	Defined Budgets		2021 City Manager Proposed	2021 City Commission Adopted
						2020 Expected Annual			
Fund: 005 - PD-STATE SEIZURE FUND									
Department : 210 - Police									
AcctType: 4 - Revenue									
Division: 2100 - Police									
500 - General Services Fees	966,688.80	3,731.20	0.00	0.00	56,507.60	56,507.60	0.00	0.00	
900 - Interest & Other	25,044.96	65,951.73	26,000.00	26,000.00	11,438.61	12,400.00	5,000.00	5,000.00	
Division: 2100 - Police Total:	991,733.76	69,682.93	26,000.00	26,000.00	67,946.21	68,907.60	5,000.00	5,000.00	
AcctType: 4 - Revenue Total:	991,733.76	69,682.93	26,000.00	26,000.00	67,946.21	68,907.60	5,000.00	5,000.00	

Asset Seizure Funds

For Fiscal: 10/2019-09/2020 Period Ending: 09/30/2020

Divisio...	2018 Total Activity	2019 Total Activity	2020 Original Budget	2020 Total Budget (Amended)	2020 YTD Activity	Defined Budgets		2021 City Manager Proposed	2021 City Commission Adopted
						2020 Expected Annual			
AcctType: 5 - Expense									
Division: 2100 - Police									
20 - Supplies	48,650.47	204,891.80	49,180.00	49,180.00	24,026.20	49,180.00		55,367.20	55,367.20
30 - Services	75,309.64	55,228.54	95,998.00	94,623.00	42,480.64	94,623.00		106,850.17	106,850.17
40 - Repairs	5,060.00	0.00	0.00	1,375.00	968.07	1,375.00		0.00	0.00
70 - Capital Outlay	222,672.28	575,270.85	120,144.00	120,144.00	102,946.85	120,144.00		15,000.00	15,000.00
Division: 2100 - Police Total:	351,692.39	835,391.19	265,322.00	265,322.00	170,421.76	265,322.00		177,217.37	177,217.37
AcctType: 5 - Expense Total:	351,692.39	835,391.19	265,322.00	265,322.00	170,421.76	265,322.00		177,217.37	177,217.37
Department : 210 - Police Surplus (Deficit):	640,041.37	-765,708.26	-239,322.00	-239,322.00	-102,475.55	-196,414.40		-172,217.37	-172,217.37
Fund: 005 - PD-STATE SEIZURE FUND Surplus (Deficit):	640,041.37	-765,708.26	-239,322.00	-239,322.00	-102,475.55	-196,414.40		-172,217.37	-172,217.37

FUND 028 – PD – FEDERAL SEIZURE FUND SUMMARY



	FY 20-21 Adopted Budget
Revenues	\$ 100
Expenditures	30,000
Net Revenues over (under) Expenditures	<u>\$ (29,900)</u>
<u>Fund Balance</u>	
Beginning Fund Balance - (Unaudited)	\$ 116,204
Budgeted Revenues	100
Budgeted Expenditures	30,000
Estimated Ending Fund Balance 09/30/21	<u>\$ 86,304</u>

Asset Seizure Funds

For Fiscal: 10/2019-09/2020 Period Ending: 09/30/2020

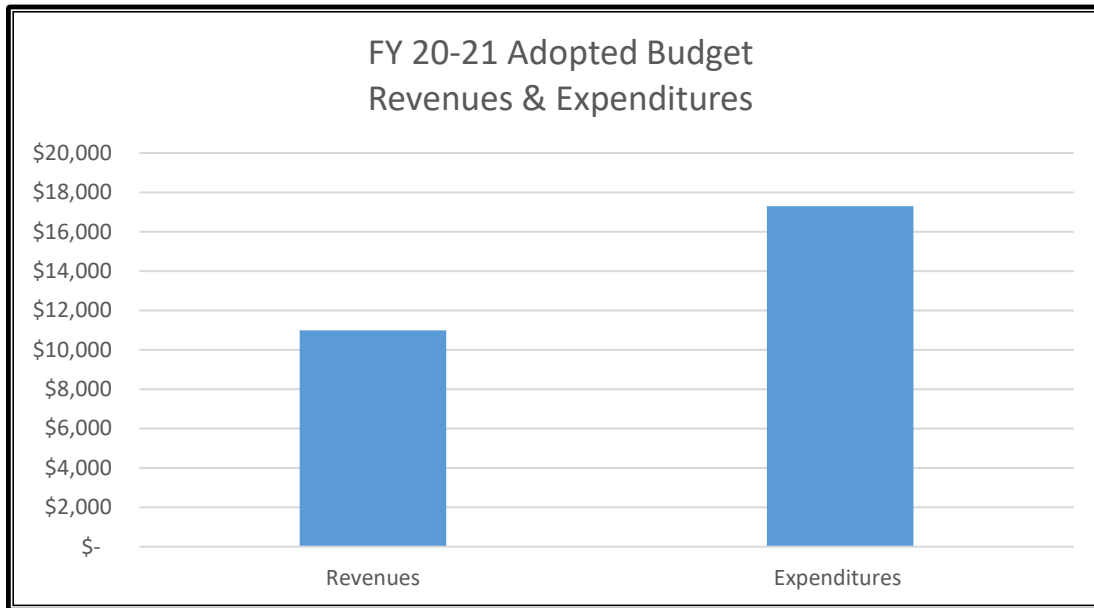
Divisio...	2018 Total Activity	2019 Total Activity	2020 Original Budget	2020 Total Budget (Amended)	2020 YTD Activity	Defined Budgets		2021 City Manager Proposed	2021 City Commission Adopted
						2020 Expected Annual			
Fund: 028 - PD-FEDERAL SEIZURE FUND									
Department : 210 - Police									
AcctType: 4 - Revenue									
Division: 2100 - Police									
500 - General Services Fees	0.00	3,058.26	0.00	0.00	0.00	0.00	0.00	0.00	0.00
900 - Interest & Other	102.59	104.95	100.00	100.00	81.21	100.00	100.00	100.00	100.00
Division: 2100 - Police Total:	102.59	3,163.21	100.00	100.00	81.21	100.00	100.00	100.00	100.00
AcctType: 4 - Revenue Total:	102.59	3,163.21	100.00	100.00	81.21	100.00	100.00	100.00	100.00

Asset Seizure Funds

For Fiscal: 10/2019-09/2020 Period Ending: 09/30/2020

Divisio...	2018 Total Activity	2019 Total Activity	2020 Original Budget	2020 Total Budget (Amended)	2020 YTD Activity	Defined Budgets		2021 City Manager Proposed	2021 City Commission Adopted
						2020 Expected Annual			
AcctType: 5 - Expense									
Division: 2100 - Police									
30 - Services	15,000.00	15,000.00	30,000.00	30,000.00	5,000.00	30,000.00	30,000.00	30,000.00	30,000.00
Division: 2100 - Police Total:	15,000.00	15,000.00	30,000.00	30,000.00	5,000.00	30,000.00	30,000.00	30,000.00	30,000.00
AcctType: 5 - Expense Total:	15,000.00	15,000.00	30,000.00	30,000.00	5,000.00	30,000.00	30,000.00	30,000.00	30,000.00
Department : 210 - Police Surplus (Deficit):	-14,897.41	-11,836.79	-29,900.00	-29,900.00	-4,918.79	-29,900.00	-29,900.00	-29,900.00	-29,900.00
Fund: 028 - PD-FEDERAL SEIZURE FUND Surplus (Deficit):	-14,897.41	-11,836.79	-29,900.00	-29,900.00	-4,918.79	-29,900.00	-29,900.00	-29,900.00	-29,900.00

FUND 031 – MUNICIPAL COURT TECHNOLOGY FUND SUMMARY



	FY 20-21 Adopted Budget
Revenues	\$ 11,000
Expenditures	17,292
Net Revenues over (under) Expenditures	<u>\$ (6,292)</u>
 <u>Fund Balance</u>	
Beginning Fund Balance - (Unaudited)	\$ 24,974
Budgeted Revenues	11,000
Budgeted Expenditures	17,292
Estimated Ending Fund Balance 09/30/21	<u>\$ 18,682</u>

Asset Seizure Funds

For Fiscal: 10/2019-09/2020 Period Ending: 09/30/2020

Divisio...	2018 Total Activity	2019 Total Activity	2020 Original Budget	2020 Total Budget (Amended)	Defined Budgets		2021 City Manager Proposed	2021 City Commission Adopted
					2020 YTD Activity	2020 Expected Annual		
Fund: 031 - MUNICIPAL CRT TECHNOLOGY								
Department : 180 - Finance								
AcctType: 4 - Revenue								
Division: 1800 - Finance								
400 - Fines	16,281.48	14,901.32	13,000.00	13,000.00	9,931.41	10,500.00	11,000.00	11,000.00
Division: 1800 - Finance Total:	16,281.48	14,901.32	13,000.00	13,000.00	9,931.41	10,500.00	11,000.00	11,000.00
AcctType: 4 - Revenue Total:	16,281.48	14,901.32	13,000.00	13,000.00	9,931.41	10,500.00	11,000.00	11,000.00

Asset Seizure Funds

For Fiscal: 10/2019-09/2020 Period Ending: 09/30/2020

Divisio...	2018 Total Activity	2019 Total Activity	2020 Original Budget	2020 Total Budget (Amended)	2020 YTD Activity	Defined Budgets		2021 City Manager Proposed	2021 City Commission Adopted
						2020 Expected Annual			
AcctType: 5 - Expense									
Division: 1800 - Finance									
20 - Supplies	0.00	9,723.77	0.00	0.00	0.00	0.00		0.00	0.00
30 - Services	6,593.00	2,972.53	12,000.00	11,908.00	3,643.67	11,908.00		12,000.00	12,000.00
60 - Leases	4,386.41	3,506.51	5,000.00	5,092.00	5,030.82	5,092.00		5,292.00	5,292.00
70 - Capital Outlay	0.00	5,072.95	0.00	0.00	0.00	0.00		0.00	0.00
Division: 1800 - Finance Total:	10,979.41	21,275.76	17,000.00	17,000.00	8,674.49	17,000.00		17,292.00	17,292.00
AcctType: 5 - Expense Total:	10,979.41	21,275.76	17,000.00	17,000.00	8,674.49	17,000.00		17,292.00	17,292.00
Department : 180 - Finance Surplus (Deficit):	5,302.07	-6,374.44	-4,000.00	-4,000.00	1,256.92	-6,500.00		-6,292.00	-6,292.00
Fund: 031 - MUNICIPAL CRT TECHNOLOGY Surplus (Deficit):	5,302.07	-6,374.44	-4,000.00	-4,000.00	1,256.92	-6,500.00		-6,292.00	-6,292.00
Report Surplus (Deficit):	630,446.03	-783,919.49	-273,222.00	-273,222.00	-106,137.42	-232,814.40		-208,409.37	-208,409.37

GRANT FUNDS

Grant funds are not appropriated unless the City has received confirmation of grant approval. Prior year grant funds are presented due to prior or current year activity.

Fund 009 – Law Enforcement Officers Stand – Police

Used to record the annual allocation payment from the Law Enforcement Officer Standards and Education (LEOSE). This payment must be used as necessary, to ensure the continuing education of law enforcement personnel, or to provide necessary training, as determined by the agency head, to full-time, fully paid law enforcement support personnel.

Fund 010 – Law Enforcement Officers – Fire

Used to record the annual allocation payment from the Law Enforcement Officer Standards and Education (LEOSE). This payment must be used as necessary, to ensure the continuing education of law enforcement personnel, or to provide necessary training, as determined by the agency head, to full-time, fully paid law enforcement support personnel.

Fund 013 – Texas Historical Grant

This grant is an old grant for a historical project. This grant will be closed out in FY 20-21.

Fund 016 – PD – Stonegarden Grant Fund

This fund is used to account for the Operation Stonegarden (OPSG) grant. The OPSG Program funds investments in joint efforts to secure the United States' borders along routes of ingress from international borders to include travel corridors in states bordering Mexico and Canada, as well as states and territories with international water borders.

Fund 017 - PD Grant – Border Star – LBSP

This fund accounts for the Borderstar – LBSP Grant. The purpose of the grant is to sustain interagency law enforcement operations and enhance local law enforcement patrols in an effort to deter and facilitate directed actions to interdict criminal activity.

Fund 027 – EMS Fund

Used to record EMS County Grant funds received from Coastal Bend Regional Advisory Council Trauma Service Area – U, Inc.

029 – JAG Grant 2017-DJ-BX-0902

This fund accounts for the BJA FY 17 Edward Byrne Memorial Justice Assistance Grant (JAG) Program - Local Solicitation. This Local JAG award will be shared with Kleberg County for equipment purchases aimed at reducing crime and/or enhancing public/officer safety. This fund will be closed out in FY 20-21.

GRANT FUNDS

030 – Red Ribbon Drug Awareness

This fund is an old fund for drug awareness programs. This fund will be closed out in FY 20-21.

050 – DOJ JAG Grant

This fund accounts for funds provided by the DOJ for the purchase of police equipment.

Fund 059 – Homeland Security Grant 2019-SHSP LETPA Survey Equipment

Used to account for funds received from Homeland Security for police equipment.

060 – Computer Lease Purchase

This is an old fund used to purchase computer equipment. This fund will be closed in FY 20-21.

Fund 069 – TX CDBG Main Street Grant #7219012

Used to account for a Community Development Block Grant for Main Street Development.

Fund 071 – FEMA Assistance

Used to account for funds received from the Federal Emergency Management Agency.

Fund 078 – Texas Parks & Wildlife Community Outdoor Grant

This fund is used to account for a Community Outdoor Outreach Grant from the Texas Parks and Wildlife Department. The Kingsville Healthy Families Outdoor Wet N Wild Adventures camp was funded with this grant.

Fund 079 – Texas Capital Fund Main Street Grant

This fund is used to account for a Texas Capital Fund Program award from the Texas Department of Agriculture in support of a Main Street Project.

Fund 080 – Homeland Security Grant

This fund is used to account for a Homeland Security Grant Project to purchase Night Vision Equipment for the Kingsville Police Department.

Fund 082 – TXCDBG Grant #7215270

Used to account for a Community Development Block Grant for an 8” Water Line Replacement Project.

Fund 083 – Criminal Justice Division of Governor Grant

Used to account for an Office of the Governor Criminal Justice Division Grant to purchase Body Worn Cameras for the Kingsville Police Department.

Fund 084 – DEAAG Grant Fund

Used to account for a Defense Economic Adjustment Assistance Grant (DEAAG).

GRANT FUNDS

Fund 085 – Certified Local Government Grants (CLG)

Used to account for a Certified Local Government Grant for a National Register Nomination for Downtown and Design Guidelines for Kingsville's Local Historic District.

Fund 086 – TXCDBG Grant #7218269

Used to account for a Community Development Block Grant for Sewer Improvements

Fund 094 – Texas Parks & Wildlife Grant

Used to account for improvements at Dick Kleberg Park.

Fund 095 – National Trust for Historic Preservation Grant

Used to account for managing the Kingsville Historic District project.

Fund 100 – Safe Routes to Schools Grant

Used to account for the construction of sidewalks, ramps and ADA improvements.

Fund 101 – TX CDBG Main St #7219192 Grant

Used to account for grant funds used for Main Street improvements.

Fund 102 – Certified Local Grant TX 18-027

This fund is used to account for design guidelines for the Kingsville Historic District.

Fund 107 – Assistance to Firefighters Grant

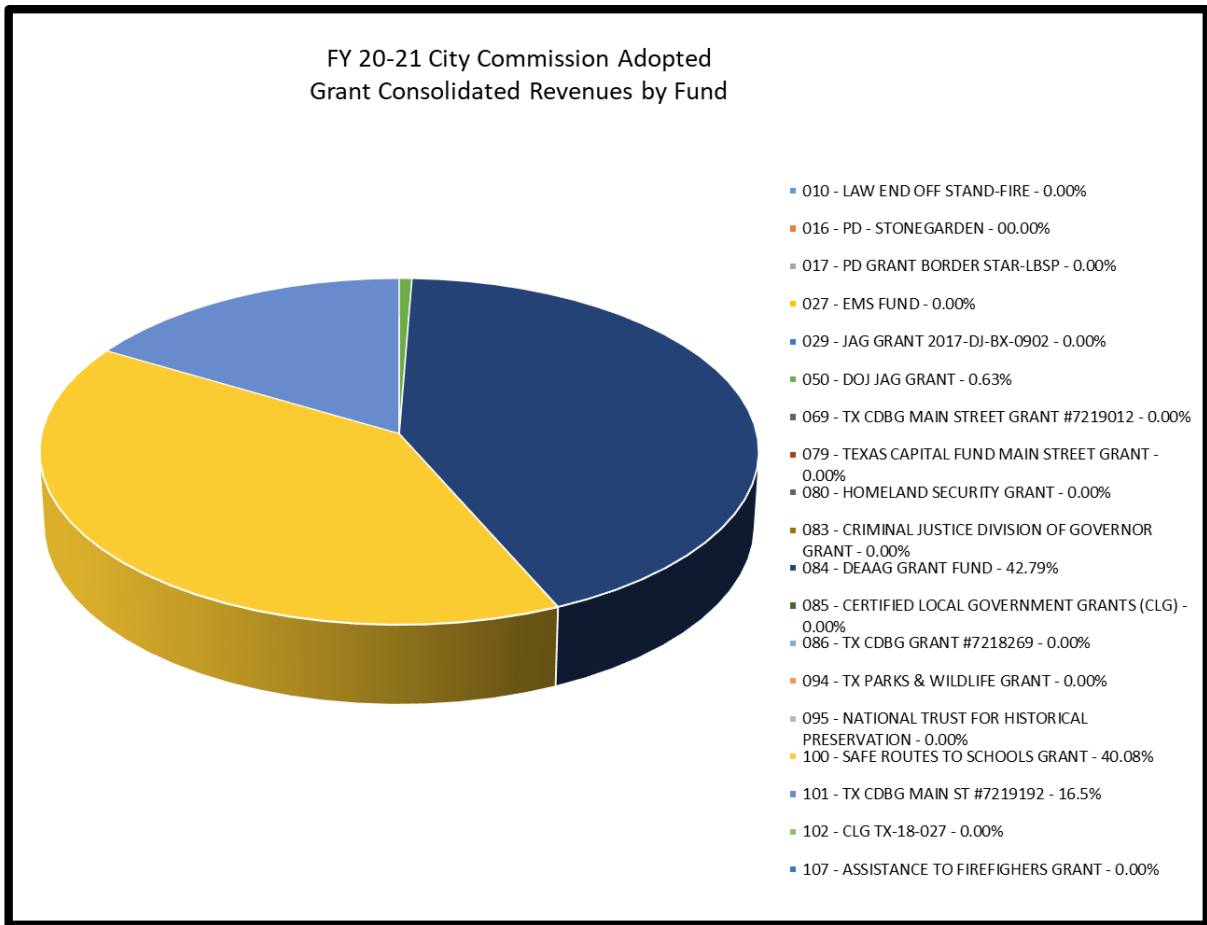
Used to account for the purchase of personal protective equipment for the Fire Department.

Fund 601 – FEMA Event – Harvey

This fund is used to account for FEMA Event 4332-Hurricane Harvey.

CONSOLIDATED REVENUES

GRANT FUNDS



	FY 18-19 Total Activity	FY 19-20 Original Budget	FY 19-20 Amended Budget	FY 19-20 Expected Annual	FY 20-21 City Commission Adopted
009 - LAW ENF OFF STAND-POLICE	\$ 1,594.52	\$ -	\$ 3,349.19	\$ 3,349.19	\$ -
010 - LAW END OFF STAND-FIRE	-	-	-	-	-
016 - PD - STONEGARDEN	205,560.73	255,000.00	433,191.53	278,368.46	-
017 - PD GRANT BORDER STAR-LBSP	85,420.01	78,000.00	78,000.00	78,000.00	-
027 - EMS FUND	8,290.00	-	-	3,045.00	-
029 - JAG GRANT 2017-DJ-BX-0902	5,220.00	-	-	-	-
050 - DOJ JAG GRANT	-	-	-	-	13,325.00
059 - HOMELAND SECURITY 2019-SHSP LETPA	-	-	54,995.00	54,995.00	-
069 - TX CDBG MAIN STREET GRANT #7219012	-	300,000.00	300,000.00	300,000.00	-
071 - FEMA ASSISTANCE	-	-	-	254,126.38	-
078 - TEXAS PARKS & WILDLIFE COMMUNITY OUTDOOR GRAN	-	-	-	-	-
079 - TEXAS CAPITAL FUND MAIN STREET GRANT	-	687.50	687.50	687.50	-
080 - HOMELAND SECURITY GRANT	55,258.00	-	-	-	-
082 - TXCDBG GRANT #7215270	-	-	-	12.00	-
083 - CRIMINAL JUSTICE DIVISION OF GOVERNOR GRANT	224,654.53	-	-	-	-
084 - DEAG GRANT FUND	90,512.50	-	34,078.00	34,078.30	907,500.00
085 - CERTIFIED LOCAL GOVERNMENT GRANTS (CLG)	-	-	-	-	-
086 - TX CDBG GRANT #721269	84,907.00	301,000.00	301,000.00	301,000.00	-
094 - TX PARKS & WILDLIFE GRANT	197,000.00	421,000.00	421,000.00	224,000.00	-
095 - NATIONAL TRUST FOR HISTORIC PRESERVATION GRANT	1,838.62	-	-	5,000.00	-
100 - SAFE ROUTES TO SCHOOLS GRANT	-	850,170.00	850,170.00	-	850,170.00
101 - TX CDBG MAIN ST #7219192	-	-	420,000.00	70,000.00	350,000.00
102 - CLG TX-18-027	39,250.00	-	-	-	-
107 - ASSISTANCE TO FIREFIGHTERS GRANT	-	-	-	-	-
601 - FEMA EVENT - HARVEY	2,061.54	-	-	-	-
TOTAL CONSOLIDATED REVENUES	\$ 1,001,567.45	\$ 2,205,857.50	\$ 2,896,471.22	\$ 1,606,661.83	\$ 2,120,995.00



City of Kingsville, TX

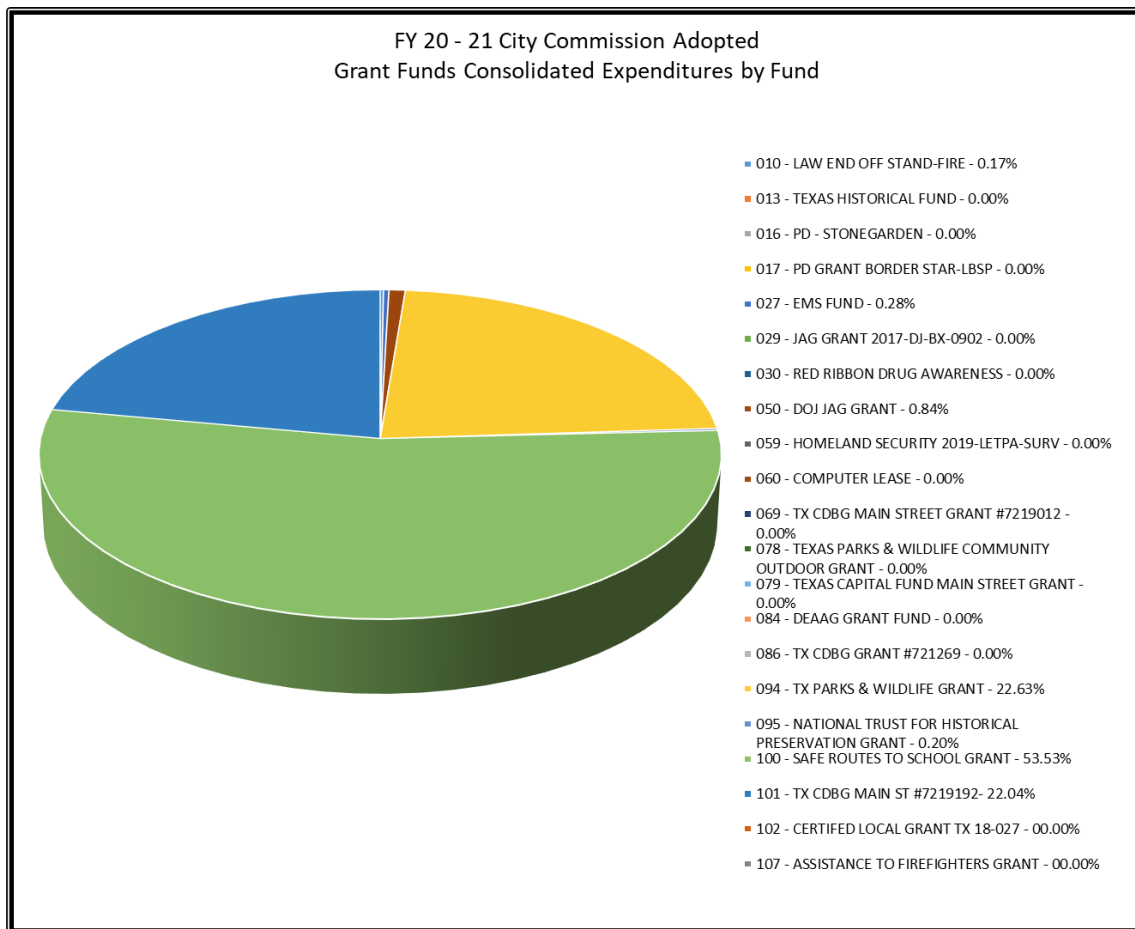
Consolidated Grant Funds-Revenues Group Summary

For Fiscal: 10/2019-09/2020 Period Ending: 09/30/2020

Sourc...	2018	2019	2020	2020	2020	Defined Budgets		2021	2021
	Total Activity	Total Activity	Original Budget	Total Budget (Amended)	YTD Activity	2020 Expected Annual	City Manager Proposed	City Commission Adopted	
58002 - Contribution from County	747.72	0.00	0.00	0.00	0.00	0.00	0.00	0.00	
72005 - Federal Grants	256,868.09	287,350.27	1,251,568.00	1,484,754.53	105,724.48	557,363.46	772,568.00	772,568.00	
72010 - State Grants	193,588.36	399,474.56	629,687.50	1,017,114.69	434,693.84	924,286.37	350,000.00	350,000.00	
72037 - Grant Revenue	0.00	1,838.62	0.00	0.00	0.00	0.00	0.00	0.00	
75001 - Transfer In From Fund 001	60.00	35,904.00	99,148.00	117,148.00	58,000.00	73,000.00	34,019.00	34,019.00	
75010 - Transfer from Fund 051	0.00	60,000.00	28,454.00	46,454.00	0.00	18,000.00	964,408.00	964,408.00	
75033 - Transfer From Fund 033	0.00	197,000.00	197,000.00	231,000.00	34,000.00	34,000.00	0.00	0.00	
75098 - Transfer From Fund 098	0.00	20,000.00	0.00	0.00	0.00	0.00	0.00	0.00	
99000 - Miscellaneous	47.76	0.00	0.00	0.00	12.00	12.00	0.00	0.00	
Report Total:	451,311.93	1,001,567.45	2,205,857.50	2,896,471.22	632,430.32	1,606,661.83	2,120,995.00	2,120,995.00	



CONSOLIDATED EXPENDITURES GRANT FUNDS



	FY 18-19 Total Activity	FY 19-20 Original Budget	FY 19-20 Amended Budget	FY 19-20 Expected Annual	FY 20-21 City Commission Adopted
009 - LAW ENF OFF STAND-POLICE	\$ 1,594.52	\$ -	\$ 3,349.19	\$ -	\$ 5,000.00
010 - LAW END OFF STAND-FIRE	-	-	-	-	2,656.00
013 - TEXAS HISTORICAL FUND	-	-	-	-	56.76
016 - PD - STONEGARDEN	205,560.73	255,000.00	433,191.53	278,368.46	-
017 - PD GRANT BORDER STAR-LBSP	85,420.01	78,000.00	78,000.00	78,000.00	-
027 - EMS FUND	8,290.00	-	-	-	4,417.00
029 - JAG GRANT 2017-DJ-BX-0902	5,220.00	-	-	-	-
030 - RED RIBBON DRUG AWARENESS	-	-	-	-	58.26
050 - DOJ JAG GRANT	-	-	-	-	13,325.00
059 - HOMELAND SECURITY 2019-SHSP LETPA-SURV	-	-	54,995.00	54,995.00	-
060 - COMPUTER LEASE PURCHASE	-	47.76	47.76	47.76	-
069 - TX CDBG MAIN STREET GRANT #7219012	-	300,000.00	300,000.00	300,000.00	-
071 - FEMA ASSISTANCE	-	-	215,305.77	254,126.38	-
078 - TEXAS PARKS & WILDLIFE COMMUNITY OUTDOOR GRANT	-	3,598.89	3,598.89	3,598.89	-
079 - TEXAS CAPITAL FUND MAIN STREET GRANT	-	3,744.01	3,744.01	3,744.01	-
080 - HOMELAND SECURITY GRANT	55,258.00	-	-	-	-
082 - TXCDBG GRANT #7215270	-	13,500.00	13,500.00	13,512.00	-
083 - CRIMINAL JUSTICE DIVISION OF GOVERNOR GRANT	224,654.53	-	-	-	-
084 - DEAG GRANT FUND	90,512.50	-	34,078.00	20,346.00	-
086 - TX CDBG GRANT #7218269	100,378.00	301,000.00	301,000.00	276,093.00	-
094 - TX PARKS & WILDLIFE GRANT	-	421,000.00	421,000.00	61,500.00	359,500.00
095 - NATIONAL TRUST FOR HISTORICAL PRESERVATION GRANT	1,838.62	-	-	-	3,161.38
100 - SAFE ROUTES TO SCHOOL GRANT	-	850,170.00	850,170.00	-	850,170.00
101 - TX CDBG MAIN ST #7219192	-	-	420,000.00	70,000.00	350,000.00
102 - CERTIFIED LOCAL GRANT TX-18-027	39,250.00	-	-	-	-
107 - ASSISTANCE TO FIREFIGHTERS GRANT	-	-	-	-	-
601 - FEMA EVENT - HARVEY	2,061.54	-	-	-	-
TOTAL CONSOLIDATED EXPENDITURES	\$ 820,038.45	\$ 2,226,060.66	\$ 3,131,980.15	\$ 1,414,331.50	\$ 1,588,344.40



City of Kingsville, TX

Consolidated Grant Funds-Expenditures Group Summary

For Fiscal: 10/2019-09/2020 Period Ending: 09/30/2020

Objec...	2018 Total Activity	2019 Total Activity	2020 Original Budget	2020 Total Budget (Amended)	2020 YTD Activity	Defined Budgets		2021 City Manager Proposed	2021 City Commission Adopted
						2020 Expected Annual			
11100 - Salaries & Wages	4,118.04	0.00	0.00	0.00	0.00	0.00	0.00	0.00	0.00
11201 - Overtime - PD	72,923.88	73,843.40	78,000.00	72,338.46	42,904.49	72,338.46	0.00	0.00	0.00
11218 - Overtime-2015-Stonegarden	3,764.76	0.00	0.00	0.00	0.00	0.00	0.00	0.00	0.00
11219 - Overtime-2017-PD-Stonegarden	26,151.51	43,865.96	0.00	0.00	0.00	0.00	0.00	0.00	0.00
11221 - Overtime-2018-Stonegarden	0.00	38,657.96	255,000.00	71,333.04	38,471.74	71,333.04	0.00	0.00	0.00
11222 - Overtime-2016-Stonegarden	114,356.10	0.00	0.00	0.00	0.00	0.00	0.00	0.00	0.00
11223 - Overtime-2019-Stonegarden	0.00	0.00	0.00	92,404.71	12,457.50	92,404.71	0.00	0.00	0.00
11400 - Retirement - TMRS	6,479.53	6,434.70	0.00	3,009.31	3,724.11	3,009.31	0.00	0.00	0.00
11418 - TMRS-2015-Stonegarden	342.34	0.00	0.00	0.00	0.00	0.00	0.00	0.00	0.00
11419 - TMRS-2017-Stonegarden	2,300.24	3,826.32	0.00	0.00	0.00	0.00	0.00	0.00	0.00
11421 - TMRS-2018-Stonegarden	0.00	3,356.78	0.00	6,331.42	3,339.34	6,331.42	0.00	0.00	0.00
11422 - TMRS-2016-Stonegarden	10,080.90	0.00	0.00	0.00	0.00	0.00	0.00	0.00	0.00
11424 - TMRS-2019-Stonegarden	0.00	0.00	0.00	7,679.41	1,081.30	7,679.41	0.00	0.00	0.00
11500 - FICA	5,598.93	5,141.91	0.00	2,652.23	3,282.20	2,652.23	0.00	0.00	0.00
11518 - FICA-2015-Stonegarden	291.64	0.00	0.00	0.00	0.00	0.00	0.00	0.00	0.00
11519 - FICA-2017-Stonegarden	2,001.92	3,355.74	0.00	0.00	0.00	0.00	0.00	0.00	0.00
11521 - FICA-2018-Stonegarden	0.00	2,956.07	0.00	5,678.23	2,943.67	5,678.23	0.00	0.00	0.00
11522 - FICA-2016-Stonegarden	8,757.45	0.00	0.00	0.00	0.00	0.00	0.00	0.00	0.00
11524 - FICA-2019-Stonegarden	0.00	0.00	0.00	6,761.07	952.42	6,761.07	0.00	0.00	0.00
21100 - Supplies	2,481.76	0.00	0.00	0.00	0.00	0.00	58.26	58.26	58.26
21109 - Supplies - Storm Event Hanna - July 2020	0.00	0.00	0.00	0.00	11,531.13	0.00	0.00	0.00	0.00
21111 - Supplies - Storm Event - August 2020	0.00	0.00	0.00	0.00	2,100.00	0.00	0.00	0.00	0.00
21500 - Motor Gas & Oil	2,733.57	212.47	0.00	0.00	0.00	0.00	0.00	0.00	0.00
21517 - Mileage-2018-Stonegarden	0.00	0.00	0.00	12,787.53	0.00	12,787.53	0.00	0.00	0.00
21518 - Mileage-2019-Stonegarden	0.00	0.00	0.00	13,000.00	0.00	13,000.00	0.00	0.00	0.00
21700 - Minor Eq/Furniture	54,791.21	54,408.00	0.00	4,500.00	0.00	4,500.00	13,325.00	13,325.00	13,325.00
22400 - Medical Supplies	0.00	0.00	0.00	0.00	0.00	0.00	4,417.00	4,417.00	4,417.00
31300 - Postage & Freight	0.00	0.00	0.00	72.57	72.57	72.57	0.00	0.00	0.00
31400 - Professional Services	0.00	41,088.62	56,908.00	130,954.71	70,175.00	74,046.71	60,069.38	60,069.38	60,069.38
31499 - Recreational Programs	4,922.35	0.00	0.00	0.00	0.00	0.00	0.00	0.00	0.00
31500 - Printing & Publishing	0.00	0.00	0.00	360.38	360.38	360.38	0.00	0.00	0.00
31600 - Membership, Training, Travel	0.00	1,594.52	0.00	3,349.19	0.00	0.00	7,656.00	7,656.00	7,656.00
31700 - Memberships & Dues	0.00	8,290.00	0.00	0.00	0.00	0.00	0.00	0.00	0.00
33100 - Subscriptions	910.00	0.00	0.00	0.00	0.00	0.00	0.00	0.00	0.00
52100 - Street & Bridge	0.00	0.00	793,262.00	793,262.00	0.00	0.00	793,262.00	793,262.00	793,262.00

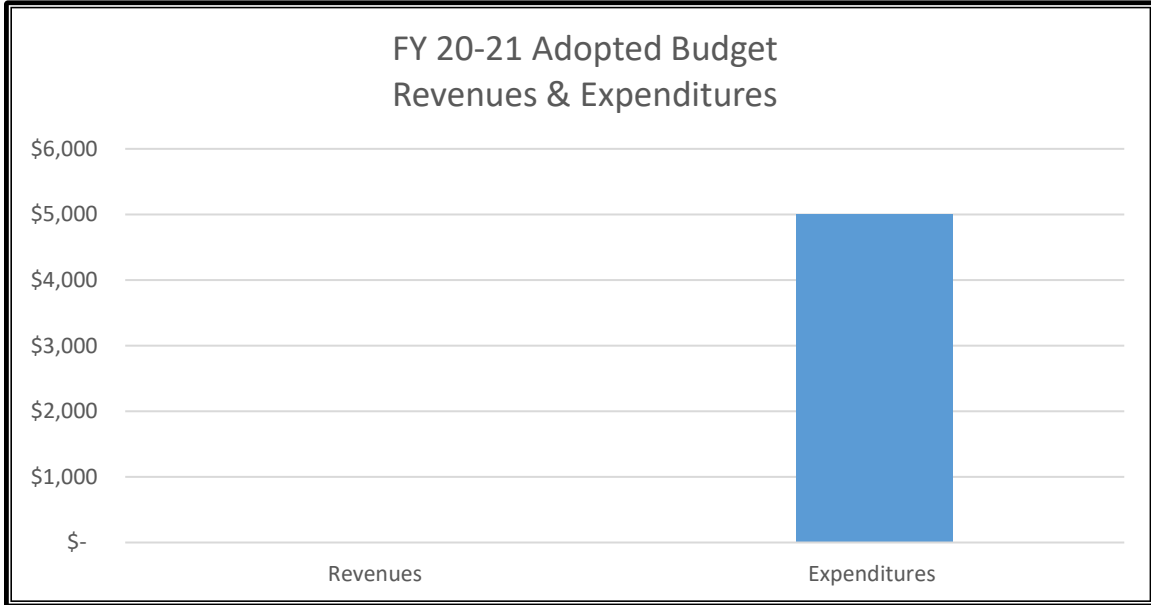
Consolidated Grant Funds-Expenditures

For Fiscal: 10/2019-09/2020 Period Ending: 09/30/2020

Objec...	2018 Total Activity	2019 Total Activity	2020 Original Budget	2020 Total Budget (Amended)	2020 YTD Activity	Defined Budgets		2021 City Manager Proposed	2021 City Commission Adopted
						2020 Expected Annual			
54110 - 8" Water Line Replacement-CDBG	42,587.00	0.00	0.00	0.00	0.00	0.00	0.00	0.00	0.00
54111 - Sewer Improvements-Manhole Rehab-CDBG	0.00	84,907.00	301,000.00	248,045.00	143,660.80	248,045.00	0.00	0.00	0.00
54112 - Sewer Improvement-Manhole Rehab-CDBG-Match	0.00	15,471.00	0.00	28,048.00	12,577.00	28,048.00	0.00	0.00	0.00
59100 - Grounds & Perm Fixtures	4,450.00	0.00	721,000.00	1,009,067.05	270,185.00	299,567.05	709,500.00	709,500.00	709,500.00
71115 - Vehicle-2018-PD Stonegarden	0.00	109,329.43	0.00	865.57	0.00	0.00	0.00	0.00	0.00
71116 - Vehicles 2019-Stonegarden	0.00	0.00	0.00	58,346.34	53,846.49	58,346.34	0.00	0.00	0.00
71200 - Machinery/Equipment	3,500.00	6,070.00	0.00	111,995.00	54,995.00	111,995.00	0.00	0.00	0.00
71405 - Land Purchase	0.00	90,512.50	0.00	34,078.00	20,346.00	20,346.00	0.00	0.00	0.00
72600 - Computers	0.00	224,654.53	0.00	0.00	0.00	0.00	0.00	0.00	0.00
80001 - Transfer Out to Fund 001	80,027.80	2,061.54	7,390.66	168,086.11	206,906.72	206,906.72	56.76	56.76	56.76
80051 - Transfer Out to Fund 051	0.00	0.00	13,500.00	13,500.00	13,512.00	13,512.00	0.00	0.00	0.00
80092 - Transfer Out To Fund 092	0.00	0.00	0.00	54,610.32	54,610.32	54,610.32	0.00	0.00	0.00
85000 - Department Year End Reductions	0.00	0.00	0.00	178,864.50	0.00	0.00	0.00	0.00	0.00
Report Total:	453,570.93	820,038.45	2,226,060.66	3,131,980.15	1,024,035.18	1,414,331.50	1,588,344.40	1,588,344.40	1,588,344.40

FUND 009 – LAW ENF OFF

STAND-POLICE FUND SUMMARY



	FY 20-21 Adopted Budget
Revenues	\$ 0
Expenditures	5,000
Net Revenues over (under) Expenditures	<u>\$ (5,000)</u>
 Fund Balance	
Beginning Fund Balance - (Unaudited)	\$ 22,753
Budgeted Revenues	0
Budgeted Expenditures	5,000
Estimated Ending Fund Balance 09/30/21	<u>\$ 17,753</u>



City of Kingsville, TX

Grant Funds Group Summary

For Fiscal: 10/2019-09/2020 Period Ending: 09/30/2020

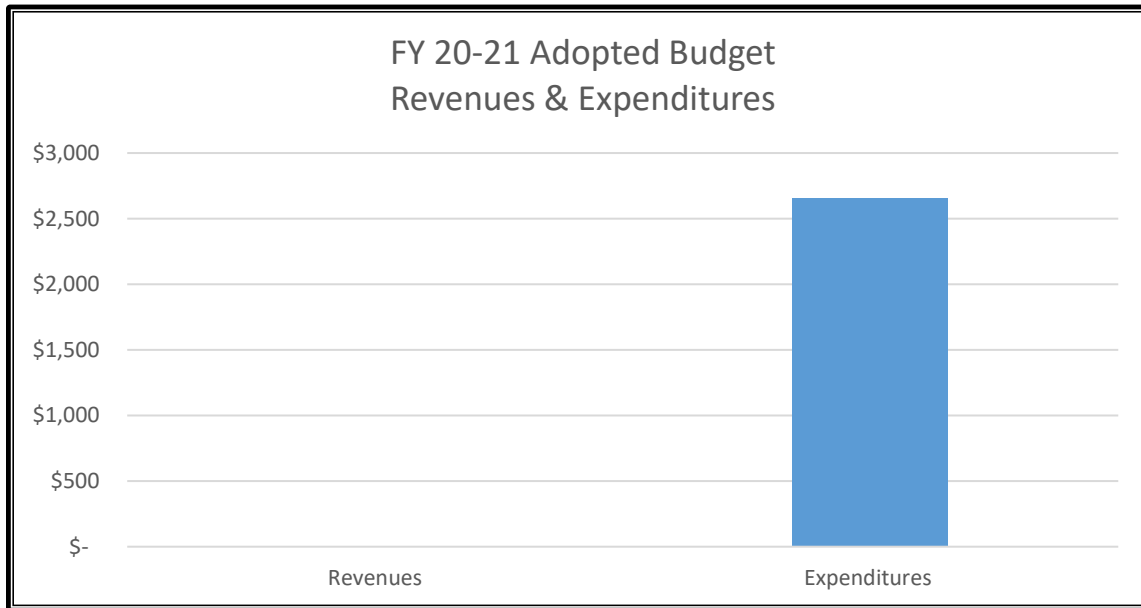
Division	2018 Total Activity	2019 Total Activity	2020 Original Budget	2020 Total Budget (Amended)	2020 YTD Activity	Defined Budgets		
						2020 Expected Annual	2021 City Manager Proposed	2021 City Commission Adopted
Fund: 009 - LAW ENF OFF STAND-POLICE								
Department : 210 - Police								
AcctType: 4 - Revenue								
Division: 2100 - Police								
700 - Grants	910.00	1,594.52	0.00	3,349.19	2,369.19	3,349.19	0.00	0.00
Division: 2100 - Police Total:	910.00	1,594.52	0.00	3,349.19	2,369.19	3,349.19	0.00	0.00
AcctType: 4 - Revenue Total:	910.00	1,594.52	0.00	3,349.19	2,369.19	3,349.19	0.00	0.00

Grant Funds

For Fiscal: 10/2019-09/2020 Period Ending: 09/30/2020

Division	2018 Total Activity	2019 Total Activity	2020 Original Budget	2020 Total Budget (Amended)	2020 YTD Activity	Defined Budgets		2021 City Manager Proposed	2021 City Commission Adopted
						2020 Expected Annual			
AcctType: 5 - Expense									
Division: 2100 - Police									
30 - Services	910.00	1,594.52	0.00	3,349.19	0.00	0.00	5,000.00	5,000.00	
Division: 2100 - Police Total:	910.00	1,594.52	0.00	3,349.19	0.00	0.00	5,000.00	5,000.00	
AcctType: 5 - Expense Total:	910.00	1,594.52	0.00	3,349.19	0.00	0.00	5,000.00	5,000.00	
Department : 210 - Police Surplus (Deficit):	0.00	0.00	0.00	0.00	2,369.19	3,349.19	-5,000.00	-5,000.00	
Fund: 009 - LAW ENF OFF STAND-POLICE Surplus (Deficit):	0.00	0.00	0.00	0.00	2,369.19	3,349.19	-5,000.00	-5,000.00	

FUND 010 – LAW END OFF STAND – FIRE FUND SUMMARY



	FY 20-21 Adopted Budget
Revenues	\$ 0
Expenditures	2,656
Net Revenues over (under) Expenditures	<u>\$ (2,656)</u>
 <u>Fund Balance</u>	
Beginning Fund Balance - (Unaudited)	\$ 2,657
Budgeted Revenues	0
Budgeted Expenditures	2,656
Estimated Ending Fund Balance 09/30/21	<u>\$ 1</u>

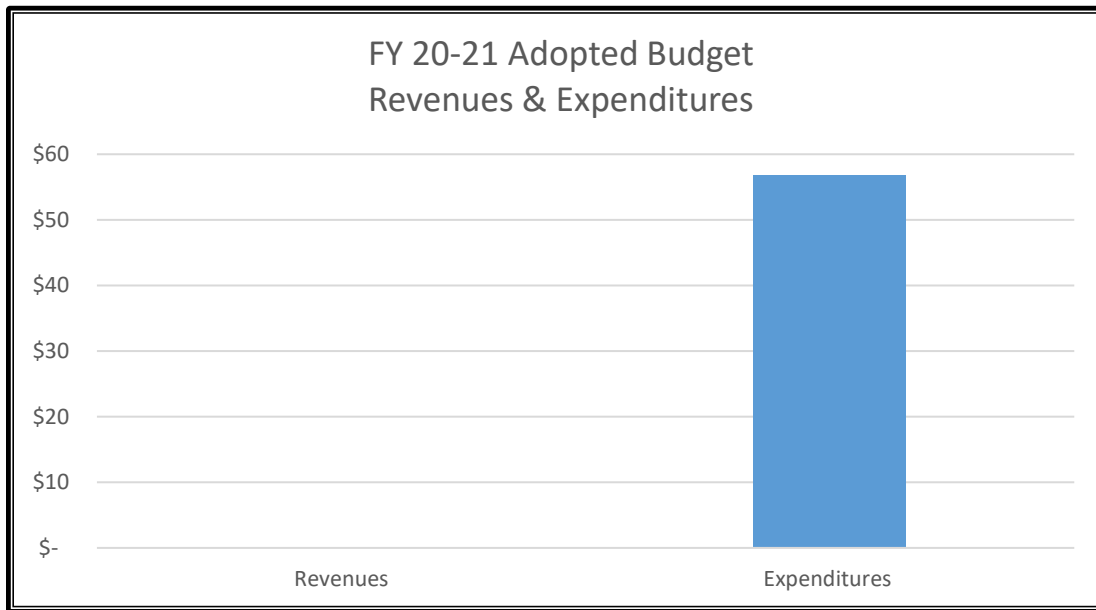
Grant Funds

For Fiscal: 10/2019-09/2020 Period Ending: 09/30/2020

Division	2018 Total Activity	2019 Total Activity	2020 Original Budget	2020 Total Budget (Amended)	2020 YTD Activity	Defined Budgets		2021 City Manager Proposed	2021 City Commission Adopted
						2020 Expected Annual			
Fund: 010 - LAW ENF OFF STAND-FIRE									
Department : 220 - Fire									
AcctType: 5 - Expense									
Division: 2200 - Fire									
30 - Services	0.00	0.00	0.00	0.00	0.00	0.00		2,656.00	2,656.00
Division: 2200 - Fire Total:	0.00	0.00	0.00	0.00	0.00	0.00	0.00	2,656.00	2,656.00
AcctType: 5 - Expense Total:	0.00	0.00	0.00	0.00	0.00	0.00	0.00	2,656.00	2,656.00
Department : 220 - Fire Total:	0.00	0.00	0.00	0.00	0.00	0.00	0.00	2,656.00	2,656.00
Fund: 010 - LAW ENF OFF STAND-FIRE Total:	0.00	0.00	0.00	0.00	0.00	0.00	0.00	2,656.00	2,656.00

FUND 013 – TEXAS HISTORICAL

FUND SUMMARY



	FY 20-21 Adopted Budget
Revenues	\$ 0
Expenditures	57
Net Revenues over (under) Expenditures	<u>\$ (57)</u>
 <u>Fund Balance</u>	
Beginning Fund Balance - (Unaudited)	\$ 57
Budgeted Revenues	0
Budgeted Expenditures	57
Estimated Ending Fund Balance 09/30/21	<u>\$ 0</u>

Grant Funds

For Fiscal: 10/2019-09/2020 Period Ending: 09/30/2020

Division	2018 Total Activity	2019 Total Activity	2020 Original Budget	2020 Total Budget (Amended)	2020 YTD Activity	Defined Budgets		2021 City Manager Proposed	2021 City Commission Adopted
						2020 Expected Annual			
Fund: 013 - TEXAS HISTORICAL FUND									
Department : 690 - Fund Expense/Transfer									
AcctType: 5 - Expense									
Division: 6900 - Fund Expense/Transfer									
80 - Transfers Out	0.00	0.00	0.00	0.00	0.00	0.00		56.76	56.76
Division: 6900 - Fund Expense/Transfer Total:	0.00	0.00	0.00	0.00	0.00	0.00		56.76	56.76
AcctType: 5 - Expense Total:	0.00	0.00	0.00	0.00	0.00	0.00		56.76	56.76
Department : 690 - Fund Expense/Transfer Total:	0.00	0.00	0.00	0.00	0.00	0.00		56.76	56.76
Fund: 013 - TEXAS HISTORICAL FUND Total:	0.00	0.00	0.00	0.00	0.00	0.00		56.76	56.76



FUND 016 – PD – STONEGARDEN

FUND SUMMARY

FY 20-21 Adopted Budget Revenues & Expenditures	
\$1	
\$1	
\$1	
\$1	
\$1	
\$1	
\$0	
\$0	
\$0	
\$0	
\$-	
Revenues	Expenditures

	FY 20-21 Adopted Budget
Revenues	\$ 0
Expenditures	0
Net Revenues over (under) Expenditures	<u>\$ 0</u>
 <u>Fund Balance</u>	
Beginning Fund Balance - (Unaudited)	\$ 2,429
Budgeted Revenues	0
Budgeted Expenditures	0
Estimated Ending Fund Balance 09/30/21	<u>\$ 2,429</u>

Grant Funds

For Fiscal: 10/2019-09/2020 Period Ending: 09/30/2020

Division	2018 Total Activity	2019 Total Activity	2020 Original Budget	2020 Total Budget (Amended)	2020 YTD Activity	Defined Budgets		2021 City Manager Proposed	2021 City Commission Adopted
						2020 Expected Annual			
Fund: 016 - PD - STONEGARDEN									
AcctType: 4 - Revenue									
Division: 2100 - Police									
700 - Grants	170,780.43	205,560.73	255,000.00	433,191.53	50,729.48	278,368.46		0.00	0.00
Division: 2100 - Police Total:	170,780.43	205,560.73	255,000.00	433,191.53	50,729.48	278,368.46		0.00	0.00
AcctType: 4 - Revenue Total:	170,780.43	205,560.73	255,000.00	433,191.53	50,729.48	278,368.46		0.00	0.00

Grant Funds

For Fiscal: 10/2019-09/2020 Period Ending: 09/30/2020

Division	2018 Total Activity	2019 Total Activity	2020 Original Budget	2020 Total Budget (Amended)	2020 YTD Activity	Defined Budgets		2021 City Manager Proposed	2021 City Commission Adopted
						2020 Expected Annual			
AcctType: 5 - Expense									
Division: 2100 - Police									
10 - Personnel Services	168,046.86	96,018.83	255,000.00	190,187.88	62,445.57	190,187.88		0.00	0.00
20 - Supplies	2,733.57	212.47	0.00	25,787.53	0.00	25,787.53		0.00	0.00
30 - Services	0.00	0.00	0.00	4,046.71	0.00	4,046.71		0.00	0.00
70 - Capital Outlay	0.00	109,329.43	0.00	59,211.91	53,846.49	58,346.34		0.00	0.00
85 - Department Reductions	0.00	0.00	0.00	153,957.50	0.00	0.00		0.00	0.00
Division: 2100 - Police Total:	170,780.43	205,560.73	255,000.00	433,191.53	116,292.06	278,368.46		0.00	0.00
AcctType: 5 - Expense Total:	170,780.43	205,560.73	255,000.00	433,191.53	116,292.06	278,368.46		0.00	0.00
Fund: 016 - PD - STONEGARDEN Surplus (Deficit):	0.00	0.00	0.00	0.00	-65,562.58	0.00		0.00	0.00

FUND 017 – PD GRANT

BORDER STAR – LBSP FUND SUMMARY

FY 20-21 Adopted Budget Revenues & Expenditures	
\$1	_____
\$1	_____
\$1	_____
\$1	_____
\$1	_____
\$1	_____
\$0	_____
\$0	_____
\$0	_____
\$0	_____
\$-	_____
Revenues	Expenditures

	FY 20-21 Adopted Budget
Revenues	\$ 0
Expenditures	0
Net Revenues over (under) Expenditures	<u>\$ 0</u>
 <u>Fund Balance</u>	
Beginning Fund Balance - (Unaudited)	\$ 0
Budgeted Revenues	0
Budgeted Expenditures	0
Estimated Ending Fund Balance 09/30/21	<u>\$ 0</u>

Grant Funds

For Fiscal: 10/2019-09/2020 Period Ending: 09/30/2020

Division	2018 Total Activity	2019 Total Activity	2020 Original Budget	2020 Total Budget (Amended)	2020 YTD Activity	Defined Budgets		2021 City Manager Proposed	2021 City Commission Adopted
						2020 Expected Annual			
Fund: 017 - PD GRANT BORDER STAR-LBSP									
Department : 000 - Non-Departmental									
AcctType: 4 - Revenue									
Division: 0000 - Non-Departmental									
700 - Grants	85,002.34	85,420.01	78,000.00	78,000.00	40,352.97	78,000.00		0.00	0.00
Division: 0000 - Non-Departmental Total:	85,002.34	85,420.01	78,000.00	78,000.00	40,352.97	78,000.00		0.00	0.00
AcctType: 4 - Revenue Total:	85,002.34	85,420.01	78,000.00	78,000.00	40,352.97	78,000.00		0.00	0.00
Department : 000 - Non-Departmental Total:	85,002.34	85,420.01	78,000.00	78,000.00	40,352.97	78,000.00		0.00	0.00

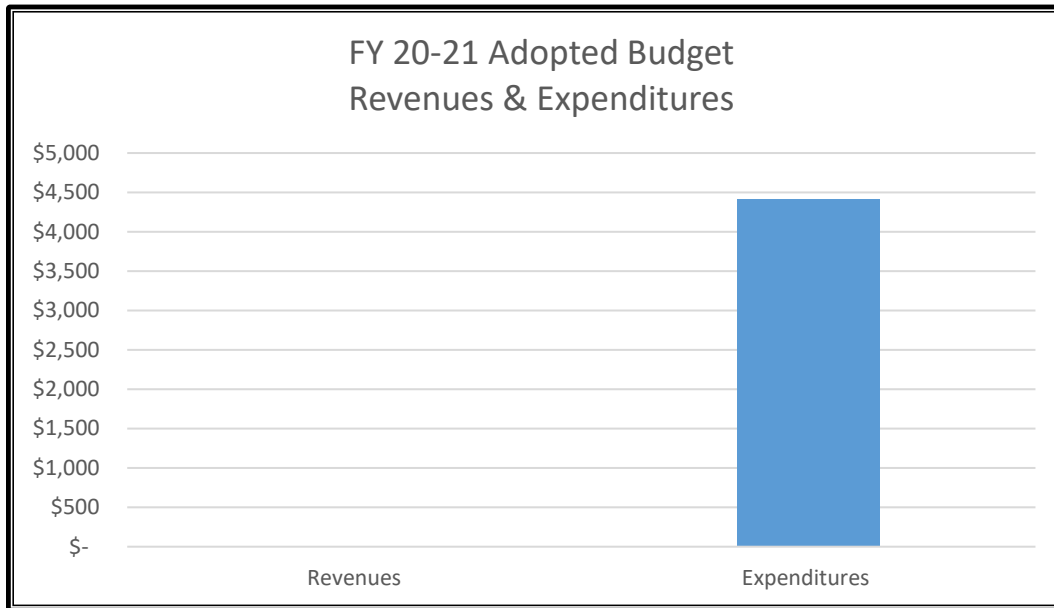
Grant Funds

For Fiscal: 10/2019-09/2020 Period Ending: 09/30/2020

Division	2018 Total Activity	2019 Total Activity	2020 Original Budget	2020 Total Budget (Amended)	2020 YTD Activity	Defined Budgets		2021 City Manager Proposed	2021 City Commission Adopted
						2020 Expected Annual			
Department : 210 - Police									
AcctType: 5 - Expense									
Division: 2100 - Police									
10 - Personnel Services	85,002.34	85,420.01	78,000.00	78,000.00	51,818.10	78,000.00		0.00	0.00
Division: 2100 - Police Total:	85,002.34	85,420.01	78,000.00	78,000.00	51,818.10	78,000.00		0.00	0.00
AcctType: 5 - Expense Total:	85,002.34	85,420.01	78,000.00	78,000.00	51,818.10	78,000.00		0.00	0.00
Department : 210 - Police Total:	85,002.34	85,420.01	78,000.00	78,000.00	51,818.10	78,000.00		0.00	0.00
Fund: 017 - PD GRANT BORDER STAR-LBSP Surplus (Deficit):	0.00	0.00	0.00	0.00	-11,465.13	0.00		0.00	0.00

FUND 027– EMS FUND

FUND SUMMARY



	FY 20-21 Adopted Budget
Revenues	\$ 0
Expenditures	4,417
Net Revenues over (under) Expenditures	<u>\$ (4,417)</u>
 <u>Fund Balance</u>	
Beginning Fund Balance - (Unaudited)	\$ 7,462
Budgeted Revenues	0
Budgeted Expenditures	4,417
Estimated Ending Fund Balance 09/30/21	<u>\$ 3,045</u>

Grant Funds

For Fiscal: 10/2019-09/2020 Period Ending: 09/30/2020

Division	2018 Total Activity	2019 Total Activity	2020 Original Budget	2020 Total Budget (Amended)	2020 YTD Activity	Defined Budgets		2021 City Manager Proposed	2021 City Commission Adopted
						2020 Expected Annual			
Fund: 027 - EMS FUND AcctType: 4 - Revenue Division: 2200 - Fire 700 - Grants	0.00	8,290.00	0.00	0.00	3,045.00	3,045.00		0.00	0.00
Division: 2200 - Fire Total:	0.00	8,290.00	0.00	0.00	3,045.00	3,045.00		0.00	0.00
AcctType: 4 - Revenue Total:	0.00	8,290.00	0.00	0.00	3,045.00	3,045.00		0.00	0.00

Grant Funds

For Fiscal: 10/2019-09/2020 Period Ending: 09/30/2020

Division	2018 Total Activity	2019 Total Activity	2020 Original Budget	2020 Total Budget (Amended)	2020 YTD Activity	Defined Budgets		2021 City Manager Proposed	2021 City Commission Adopted
						2020 Expected Annual			
AcctType: 5 - Expense									
Division: 2200 - Fire									
20 - Supplies	0.00	0.00	0.00	0.00	0.00	0.00		4,417.00	4,417.00
30 - Services	0.00	8,290.00	0.00	0.00	0.00	0.00		0.00	0.00
Division: 2200 - Fire Total:	0.00	8,290.00	0.00	0.00	0.00	0.00		4,417.00	4,417.00
AcctType: 5 - Expense Total:	0.00	8,290.00	0.00	0.00	0.00	0.00		4,417.00	4,417.00
Fund: 027 - EMS FUND Surplus (Deficit):	0.00	0.00	0.00	0.00	3,045.00	3,045.00		-4,417.00	-4,417.00

FUND 029 – JAG GRANT

2017-DJ-BX-0902 FUND SUMMARY

FY 20-21 Adopted Budget Revenues & Expenditures	
\$1	_____
\$1	_____
\$1	_____
\$1	_____
\$1	_____
\$1	_____
\$1	_____
\$0	_____
\$0	_____
\$0	_____
\$0	_____
\$-	_____
Revenues	Expenditures

	FY 20-21 Adopted Budget
Revenues	\$ 0
Expenditures	0
Net Revenues over (under) Expenditures	<u>\$ 0</u>
 <u>Fund Balance</u>	
Beginning Fund Balance - (Unaudited)	\$ 0
Budgeted Revenues	0
Budgeted Expenditures	0
Estimated Ending Fund Balance 09/30/21	<u>\$ 0</u>

Grant Funds

For Fiscal: 10/2019-09/2020 Period Ending: 09/30/2020

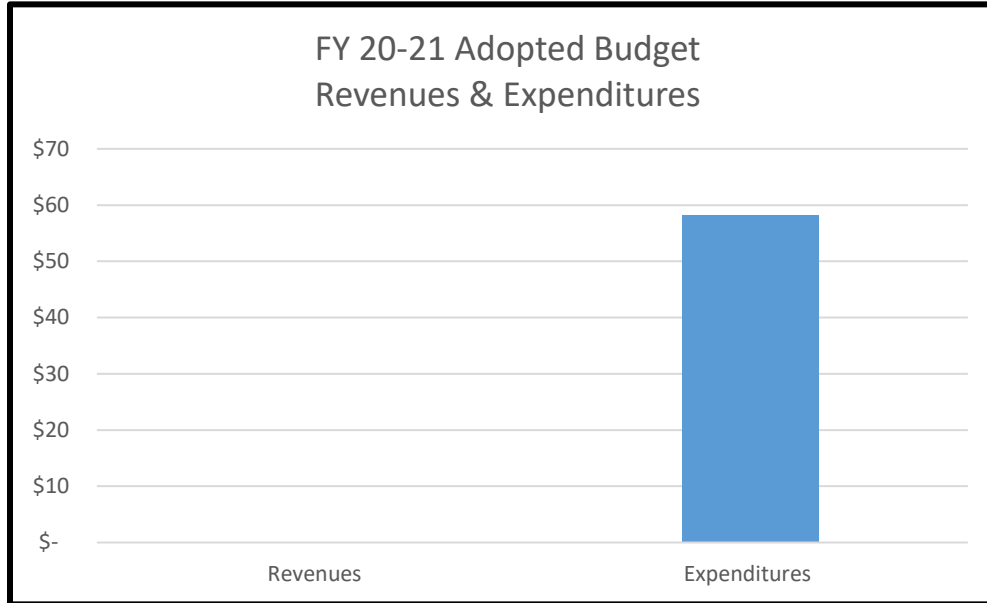
Division	2018 Total Activity	2019 Total Activity	2020 Original Budget	2020 Total Budget (Amended)	2020 YTD Activity	Defined Budgets		2021 City Manager Proposed	2021 City Commission Adopted
						2020 Expected Annual			
Fund: 029 - JAG GRANT 2017-DJ-BX-0902									
AcctType: 4 - Revenue									
Division: 0000 - Non-Departmental									
500 - General Services Fees	747.72	0.00	0.00	0.00	0.00	0.00	0.00	0.00	0.00
700 - Grants	5,100.00	5,220.00	0.00	0.00	0.00	0.00	0.00	0.00	0.00
750 - Transfers	60.00	0.00	0.00	0.00	0.00	0.00	0.00	0.00	0.00
Division: 0000 - Non-Departmental Total:	5,907.72	5,220.00	0.00	0.00	0.00	0.00	0.00	0.00	0.00
AcctType: 4 - Revenue Total:	5,907.72	5,220.00	0.00	0.00	0.00	0.00	0.00	0.00	0.00

Grant Funds

For Fiscal: 10/2019-09/2020 Period Ending: 09/30/2020

Division	2018 Total Activity	2019 Total Activity	2020 Original Budget	2020 Total Budget (Amended)	2020 YTD Activity	Defined Budgets		2021 City Manager Proposed	2021 City Commission Adopted
						2020 Expected Annual			
AcctType: 5 - Expense									
Division: 2100 - Police									
20 - Supplies	5,907.72	5,220.00	0.00	0.00	0.00	0.00	0.00	0.00	0.00
Division: 2100 - Police Total:	5,907.72	5,220.00	0.00	0.00	0.00	0.00	0.00	0.00	0.00
AcctType: 5 - Expense Total:	5,907.72	5,220.00	0.00	0.00	0.00	0.00	0.00	0.00	0.00
Fund: 029 - JAG GRANT 2017-DJ-BX-0902 Surplus (Deficit):	0.00	0.00	0.00	0.00	0.00	0.00	0.00	0.00	0.00

FUND 030 – RED RIBBON DRUG AWARENESS FUND SUMMARY



	FY 20-21 Adopted Budget
Revenues	\$ 0.00
Expenditures	58.26
Net Revenues over (under) Expenditures	<u>\$ (58.26)</u>
 Fund Balance	
Beginning Fund Balance - (Unaudited)	\$ 58.26
Budgeted Revenues	0.00
Budgeted Expenditures	58.26
Estimated Ending Fund Balance 09/30/21	<u>\$ 0.00</u>

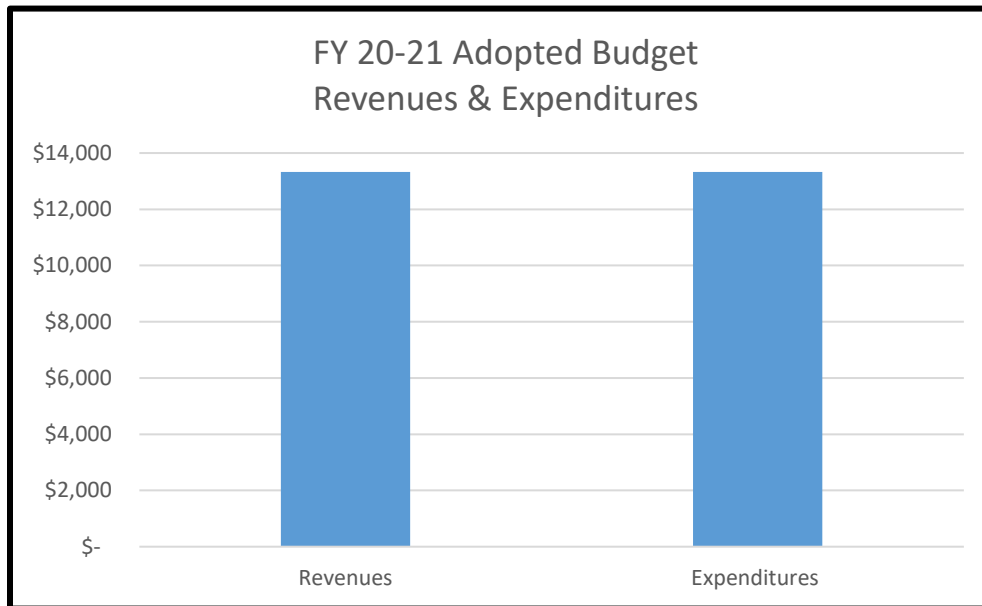
Grant Funds

For Fiscal: 10/2019-09/2020 Period Ending: 09/30/2020

Division	2018 Total Activity	2019 Total Activity	2020 Original Budget	2020 Total Budget (Amended)	2020 YTD Activity	Defined Budgets		2021 City Manager Proposed	2021 City Commission Adopted
						2020 Expected Annual			
Fund: 030 - RED RIBBON DRUG AWARENESS									
Department : 210 - Police									
AcctType: 5 - Expense									
Division: 2100 - Police									
20 - Supplies	2,306.76	0.00	0.00	0.00	0.00	0.00		58.26	58.26
Division: 2100 - Police Total:	2,306.76	0.00	0.00	0.00	0.00	0.00		58.26	58.26
AcctType: 5 - Expense Total:	2,306.76	0.00	0.00	0.00	0.00	0.00		58.26	58.26
Department : 210 - Police Total:	2,306.76	0.00	0.00	0.00	0.00	0.00		58.26	58.26
Fund: 030 - RED RIBBON DRUG AWARENESS Total:	2,306.76	0.00	0.00	0.00	0.00	0.00		58.26	58.26

FUND 050 – DOJ JAG GRANT

FUND SUMMARY



	FY 20-21 Adopted Budget
Revenues	\$ 13,325
Expenditures	13,325
Net Revenues over (under) Expenditures	<u>\$ 0</u>
 <u>Fund Balance</u>	
Beginning Fund Balance - (Unaudited)	\$ 0
Budgeted Revenues - Transfers In	13,325
Budgeted Expenditures	13,325
Estimated Ending Fund Balance 09/30/21	<u>\$ 0</u>

Grant Funds

For Fiscal: 10/2019-09/2020 Period Ending: 09/30/2020

Division	Total Activity	Total Activity	2020 Original Budget	2020 Total Budget (Amended)	2020 YTD Activity	Defined Budgets		2021 City Manager Proposed	2021 City Commission Adopted
						2020 Expected Annual			
Fund: 050 - DOJ JAG GRANT									
Department : 000 - Non-Departmental									
AcctType: 4 - Revenue									
Division: 0000 - Non-Departmental									
750 - Transfers	0.00	0.00	0.00	0.00	0.00	0.00		13,325.00	13,325.00
Division: 0000 - Non-Departmental Total:	0.00	0.00	0.00	0.00	0.00	0.00	0.00	13,325.00	13,325.00
AcctType: 4 - Revenue Total:	0.00	0.00	0.00	0.00	0.00	0.00	0.00	13,325.00	13,325.00
Department : 000 - Non-Departmental Total:	0.00	0.00	0.00	0.00	0.00	0.00	0.00	13,325.00	13,325.00

Grant Funds

For Fiscal: 10/2019-09/2020 Period Ending: 09/30/2020

Division	Total Activity	Total Activity	2020 Original Budget	2020 Total Budget (Amended)	2020 YTD Activity	Defined Budgets		2021 City Manager Proposed	2021 City Commission Adopted
						2020 Expected Annual			
Department : 210 - Police AcctType: 5 - Expense Division: 2100 - Police 20 - Supplies	0.00	0.00	0.00	0.00	0.00	0.00		13,325.00	13,325.00
Division: 2100 - Police Total:	0.00	0.00	0.00	0.00	0.00	0.00		13,325.00	13,325.00
AcctType: 5 - Expense Total:	0.00	0.00	0.00	0.00	0.00	0.00		13,325.00	13,325.00
Department : 210 - Police Total:	0.00	0.00	0.00	0.00	0.00	0.00		13,325.00	13,325.00
Fund: 050 - DOJ JAG GRANT Surplus (Deficit):	0.00	0.00	0.00	0.00	0.00	0.00		0.00	0.00

FUND 059 – HOMELAND

SECURITY GRANT 2019 SHSP LEPTA SURV EQ FUND SUMMARY

FY 20-21 Adopted Budget Revenues & Expenditures	
\$1	_____
\$1	_____
\$1	_____
\$1	_____
\$1	_____
\$1	_____
\$0	_____
\$0	_____
\$0	_____
\$0	_____
\$-	_____
Revenues	Expenditures

	FY 20-21 Adopted Budget
Revenues	\$ 0
Expenditures	0
Net Revenues over (under) Expenditures	<u>\$ 0</u>
 Fund Balance	
Beginning Fund Balance - (Unaudited)	\$ 0
Budgeted Revenues	0
Budgeted Expenditures	0
Estimated Ending Fund Balance 09/30/21	<u>\$ 0</u>

Grant Funds

For Fiscal: 10/2019-09/2020 Period Ending: 09/30/2020

Division	Total Activity	2019 Total Activity	2020 Original Budget	2020 Total Budget (Amended)	2020 YTD Activity	Defined Budgets		2021 City Manager Proposed	2021 City Commission Adopted
						2020 Expected Annual			
Fund: 059 - HOMELAND SECURITY GRANT 2019-SHSP LETPA-SURV E									
Department : 000 - Non-Departmental									
AcctType: 4 - Revenue									
Division: 0000 - Non-Departmental									
700 - Grants	0.00	0.00	0.00	54,995.00	54,995.00	54,995.00		0.00	0.00
Division: 0000 - Non-Departmental Total:	0.00	0.00	0.00	54,995.00	54,995.00	54,995.00		0.00	0.00
AcctType: 4 - Revenue Total:	0.00	0.00	0.00	54,995.00	54,995.00	54,995.00		0.00	0.00
Department : 000 - Non-Departmental Total:	0.00	0.00	0.00	54,995.00	54,995.00	54,995.00		0.00	0.00

Grant Funds

For Fiscal: 10/2019-09/2020 Period Ending: 09/30/2020

Division	Total Activity	2019 Total Activity	2020 Original Budget	2020 Total Budget (Amended)	2020 YTD Activity	Defined Budgets		2021 City Manager Proposed	2021 City Commission Adopted
						2020 Expected Annual			
Department : 210 - Police AcctType: 5 - Expense Division: 2100 - Police 70 - Capital Outlay	0.00	0.00	0.00	54,995.00	54,995.00	54,995.00		0.00	0.00
Division: 2100 - Police Total:	0.00	0.00	0.00	54,995.00	54,995.00	54,995.00		0.00	0.00
AcctType: 5 - Expense Total:	0.00	0.00	0.00	54,995.00	54,995.00	54,995.00		0.00	0.00
Department : 210 - Police Total:	0.00	0.00	0.00	54,995.00	54,995.00	54,995.00		0.00	0.00
Fund: 059 - HOMELAND SECURITY GRANT 2019-SHSP LETPA-SURV E	0.00	0.00	0.00	0.00	0.00	0.00		0.00	0.00

Grant Funds

For Fiscal: 10/2019-09/2020 Period Ending: 09/30/2020

Division	2018 Total Activity	2019 Total Activity	2020 Original Budget	2020 Total Budget (Amended)	2020 YTD Activity	Defined Budgets		2021 City Manager Proposed	2021 City Commission Adopted
						2020 Expected Annual			
Fund: 060 - COMPUTER LEASE PURCHASE									
Department : 000 - Non-Departmental									
AcctType: 4 - Revenue									
Division: 0000 - Non-Departmental									
900 - Interest & Other	47.76	0.00	0.00	0.00	0.00	0.00	0.00	0.00	0.00
Division: 0000 - Non-Departmental Total:	47.76	0.00	0.00	0.00	0.00	0.00	0.00	0.00	0.00
AcctType: 4 - Revenue Total:	47.76	0.00	0.00	0.00	0.00	0.00	0.00	0.00	0.00
Department : 000 - Non-Departmental Total:	47.76	0.00	0.00	0.00	0.00	0.00	0.00	0.00	0.00

Grant Funds

For Fiscal: 10/2019-09/2020 Period Ending: 09/30/2020

Division	2018 Total Activity	2019 Total Activity	2020 Original Budget	2020 Total Budget (Amended)	2020 YTD Activity	Defined Budgets		
						2020 Expected Annual	2021 City Manager Proposed	2021 City Commission Adopted
Department : 690 - Fund Expense/Transfer								
AcctType: 5 - Expense								
Division: 6900 - Fund Expense/Transfer								
80 - Transfers Out	0.00	0.00	47.76	47.76	47.76	47.76	0.00	0.00
Division: 6900 - Fund Expense/Transfer Total:	0.00	0.00	47.76	47.76	47.76	47.76	0.00	0.00
AcctType: 5 - Expense Total:	0.00	0.00	47.76	47.76	47.76	47.76	0.00	0.00
Department : 690 - Fund Expense/Transfer Total:	0.00	0.00	47.76	47.76	47.76	47.76	0.00	0.00
Fund: 060 - COMPUTER LEASE PURCHASE Surplus (Deficit):	47.76	0.00	-47.76	-47.76	-47.76	-47.76	0.00	0.00



FUND 069 – TX CDBG MAIN

STREET GRANT #7219012 FUND SUMMARY

FY 20-21 Adopted Budget Revenues & Expenditures	
\$1	_____
\$1	_____
\$1	_____
\$1	_____
\$1	_____
\$1	_____
\$1	_____
\$0	_____
\$0	_____
\$0	_____
\$0	_____
\$-	_____
Revenues	Expenditures

	FY 20-21 Adopted Budget
Revenues	\$ 0
Expenditures	0
Net Revenues over (under) Expenditures	<u>\$ 0</u>
 <u>Fund Balance</u>	
Beginning Fund Balance - (Unaudited)	\$ 0
Budgeted Revenues	0
Budgeted Expenditures	0
Estimated Ending Fund Balance 09/30/21	<u>\$ 0</u>

Grant Funds

For Fiscal: 10/2019-09/2020 Period Ending: 09/30/2020

Division	Total Activity	2019 Total Activity	2020 Original Budget	2020 Total Budget (Amended)	2020 YTD Activity	Defined Budgets		2021 City Manager Proposed	2021 City Commission Adopted
						2020 Expected Annual			
Fund: 069 - TX CDBG MAIN STREET GRANT #7219012									
AcctType: 4 - Revenue									
Division: 0000 - Non-Departmental									
700 - Grants	0.00	0.00	250,000.00	250,000.00	0.00	250,000.00		0.00	0.00
750 - Transfers	0.00	0.00	50,000.00	50,000.00	37,500.00	50,000.00		0.00	0.00
Division: 0000 - Non-Departmental Total:	0.00	0.00	300,000.00	300,000.00	37,500.00	300,000.00		0.00	0.00
AcctType: 4 - Revenue Total:	0.00	0.00	300,000.00	300,000.00	37,500.00	300,000.00		0.00	0.00

Grant Funds

For Fiscal: 10/2019-09/2020 Period Ending: 09/30/2020

Division	Total Activity	2019 Total Activity	2020 Original Budget	2020 Total Budget (Amended)	2020 YTD Activity	Defined Budgets		2021 City Manager Proposed	2021 City Commission Adopted
						2020 Expected Annual			
AcctType: 5 - Expense									
Division: 1604 - Downtown									
30 - Services	0.00	0.00	0.00	432.95	432.95	432.95		0.00	0.00
50 - Maintenance	0.00	0.00	300,000.00	299,567.05	1,190.00	299,567.05		0.00	0.00
Division: 1604 - Downtown Total:	0.00	0.00	300,000.00	300,000.00	1,622.95	300,000.00		0.00	0.00
AcctType: 5 - Expense Total:	0.00	0.00	300,000.00	300,000.00	1,622.95	300,000.00		0.00	0.00
Fund: 069 - TX CDBG MAIN STREET GRANT #7219012 Surplus (Defic	0.00	0.00	0.00	0.00	35,877.05	0.00		0.00	0.00

FUND 078 – TEXAS PARKS & WILDLIFE COMMUNITY OUTDOOR GRANT

FUND SUMMARY

FY 20-21 Adopted Budget Revenues & Expenditures	
\$1	_____
\$1	_____
\$1	_____
\$1	_____
\$1	_____
\$1	_____
\$1	_____
\$0	_____
\$0	_____
\$0	_____
\$0	_____
\$-	_____
Revenues	Expenditures

	FY 20-21 Adopted Budget
Revenues	\$ 0
Expenditures	0
Net Revenues over (under) Expenditures	<u>\$ 0</u>
 <u>Fund Balance</u>	
Beginning Fund Balance - (Unaudited)	\$ 0
Budgeted Revenues	0
Budgeted Expenditures	0
Estimated Ending Fund Balance 09/30/21	<u>\$ 0</u>

Grant Funds

For Fiscal: 10/2019-09/2020 Period Ending: 09/30/2020

Division	2018 Total Activity	2019 Total Activity	2020 Original Budget	2020 Total Budget (Amended)	2020 YTD Activity	Defined Budgets		2021 City Manager Proposed	2021 City Commission Adopted
						2020 Expected Annual			
Fund: 078 - TEXAS PARKS & WILDLIFE COMMUNITY OUTDOOR GRAN									
AcctType: 4 - Revenue									
Division: 0000 - Non-Departmental									
700 - Grants	17,534.02	0.00	0.00	0.00	0.00	0.00	0.00	0.00	0.00
Division: 0000 - Non-Departmental Total:	17,534.02	0.00	0.00	0.00	0.00	0.00	0.00	0.00	0.00
AcctType: 4 - Revenue Total:	17,534.02	0.00	0.00	0.00	0.00	0.00	0.00	0.00	0.00

Grant Funds

For Fiscal: 10/2019-09/2020 Period Ending: 09/30/2020

Division	2018 Total Activity	2019 Total Activity	2020 Original Budget	2020 Total Budget (Amended)	2020 YTD Activity	Defined Budgets		2021 City Manager Proposed	2021 City Commission Adopted
						2020 Expected Annual			
AcctType: 5 - Expense									
Division: 4503 - Parks Maintenance									
10 - Personnel Services	3,158.18	0.00	0.00	0.00	0.00	0.00	0.00	0.00	0.00
20 - Supplies	5,953.49	0.00	0.00	0.00	0.00	0.00	0.00	0.00	0.00
30 - Services	4,922.35	0.00	0.00	0.00	0.00	0.00	0.00	0.00	0.00
70 - Capital Outlay	3,500.00	0.00	0.00	0.00	0.00	0.00	0.00	0.00	0.00
Division: 4503 - Parks Maintenance Total:	17,534.02	0.00	0.00	0.00	0.00	0.00	0.00	0.00	0.00
Division: 6900 - Fund Expense/Transfer									
80 - Transfers Out	0.00	0.00	3,598.89	3,598.89	3,598.89	3,598.89	3,598.89	0.00	0.00
Division: 6900 - Fund Expense/Transfer Total:	0.00	0.00	3,598.89	3,598.89	3,598.89	3,598.89	3,598.89	0.00	0.00
AcctType: 5 - Expense Total:	17,534.02	0.00	3,598.89	3,598.89	3,598.89	3,598.89	3,598.89	0.00	0.00
Fund: 078 - TEXAS PARKS & WILDLIFE COMMUNITY OUTDOOR GRA	0.00	0.00	-3,598.89	-3,598.89	-3,598.89	-3,598.89	-3,598.89	0.00	0.00



FUND 079 – TEXAS CAPITAL FUND

MAIN STREET GRANT FUND SUMMARY

FY 20-21 Adopted Budget Revenues & Expenditures	
\$1	_____
\$1	_____
\$1	_____
\$1	_____
\$1	_____
\$1	_____
\$1	_____
\$0	_____
\$0	_____
\$0	_____
\$0	_____
\$-	_____
Revenues	Expenditures

	FY 20-21 Adopted Budget
Revenues	\$ 0
Expenditures	0
Net Revenues over (under) Expenditures	<u>\$ 0</u>
 <u>Fund Balance</u>	
Beginning Fund Balance - (Unaudited)	\$ 0
Budgeted Revenues	0
Budgeted Expenditures	0
Estimated Ending Fund Balance 09/30/21	<u>\$ 0</u>

Grant Funds

For Fiscal: 10/2019-09/2020 Period Ending: 09/30/2020

Division	2018 Total Activity	2019 Total Activity	2020 Original Budget	2020 Total Budget (Amended)	2020 YTD Activity	Defined Budgets		2021 City Manager Proposed	2021 City Commission Adopted
						2020 Expected Annual			
Fund: 079 - TEXAS CAPITAL FUND MAIN STREET GRANT									
AcctType: 4 - Revenue									
Division: 0000 - Non-Departmental									
700 - Grants	4,625.00	0.00	687.50	687.50	0.00	687.50		0.00	0.00
Division: 0000 - Non-Departmental Total:	4,625.00	0.00	687.50	687.50	0.00	687.50		0.00	0.00
AcctType: 4 - Revenue Total:	4,625.00	0.00	687.50	687.50	0.00	687.50		0.00	0.00

Grant Funds

For Fiscal: 10/2019-09/2020 Period Ending: 09/30/2020

Division	2018 Total Activity	2019 Total Activity	2020 Original Budget	2020 Total Budget (Amended)	2020 YTD Activity	Defined Budgets		2021 City Manager Proposed	2021 City Commission Adopted
						2020 Expected Annual			
AcctType: 5 - Expense									
Division: 1601 - Planning/DevelopSvcs									
20 - Supplies	175.00	0.00	0.00	0.00	0.00	0.00		0.00	0.00
50 - Maintenance	4,450.00	0.00	0.00	0.00	0.00	0.00		0.00	0.00
Division: 1601 - Planning/DevelopSvcs Total:	4,625.00	0.00	0.00	0.00	0.00	0.00		0.00	0.00
Division: 6900 - Fund Expense/Transfer									
80 - Transfers Out	0.00	0.00	3,744.01	3,744.01	3,744.01	3,744.01		0.00	0.00
Division: 6900 - Fund Expense/Transfer Total:	0.00	0.00	3,744.01	3,744.01	3,744.01	3,744.01		0.00	0.00
AcctType: 5 - Expense Total:	4,625.00	0.00	3,744.01	3,744.01	3,744.01	3,744.01		0.00	0.00
Fund: 079 - TEXAS CAPITAL FUND MAIN STREET GRANT Surplus (De	0.00	0.00	-3,056.51	-3,056.51	-3,744.01	-3,056.51		0.00	0.00

FUND 082 – TXCDBG #7215270

FUND SUMMARY



FY 20-21 Adopted Budget Revenues & Expenditures	
\$1	_____
\$1	_____
\$1	_____
\$1	_____
\$1	_____
\$1	_____
\$0	_____
\$0	_____
\$0	_____
\$0	_____
\$-	_____
Revenues	Expenditures

	FY 20-21 Adopted Budget
Revenues	\$ 0
Expenditures	0
Net Revenues over (under) Expenditures	<u>\$ 0</u>
 <u>Fund Balance</u>	
Beginning Fund Balance - (Unaudited)	\$ 0
Budgeted Revenues	0
Budgeted Expenditures	0
Estimated Ending Fund Balance 09/30/21	<u>\$ 0</u>

Grant Funds

For Fiscal: 10/2019-09/2020 Period Ending: 09/30/2020

Division	2018 Total Activity	2019 Total Activity	2020 Original Budget	2020 Total Budget (Amended)	2020 YTD Activity	Defined Budgets		2021 City Manager Proposed	2021 City Commission Adopted
						2020 Expected Annual			
Fund: 082 - TXCDBG GRANT #7215270									
AcctType: 4 - Revenue									
Division: 0000 - Non-Departmental									
900 - Interest & Other	0.00	0.00	0.00	0.00	12.00	12.00		0.00	0.00
Division: 0000 - Non-Departmental Total:	0.00	0.00	0.00	0.00	12.00	12.00		0.00	0.00
Division: 6000 - Water									
700 - Grants	42,587.00	0.00	0.00	0.00	0.00	0.00		0.00	0.00
Division: 6000 - Water Total:	42,587.00	0.00	0.00	0.00	0.00	0.00		0.00	0.00
AcctType: 4 - Revenue Total:	42,587.00	0.00	0.00	0.00	12.00	12.00		0.00	0.00

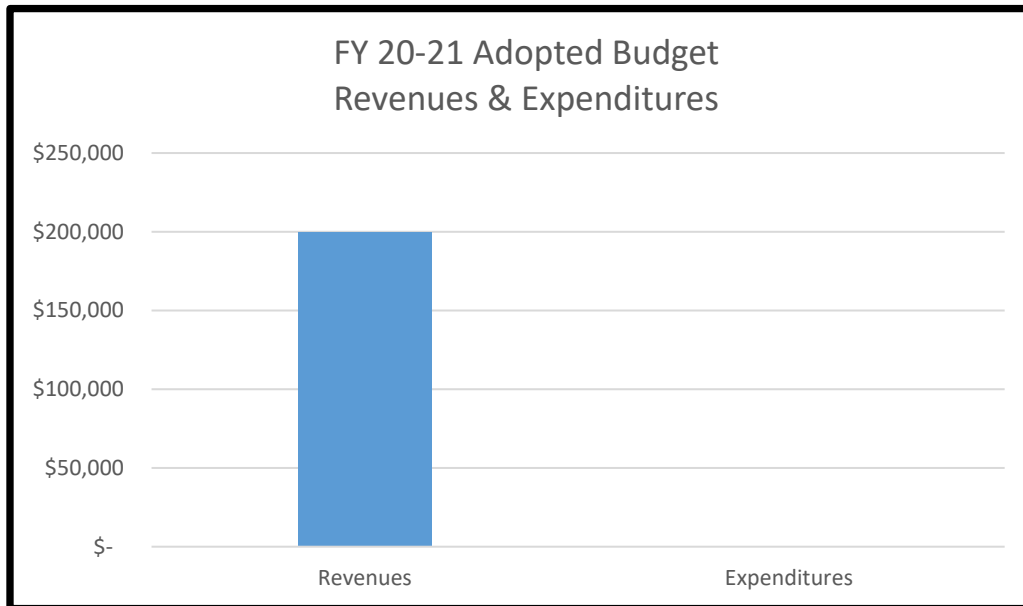
Grant Funds

For Fiscal: 10/2019-09/2020 Period Ending: 09/30/2020

Division	2018 Total Activity	2019 Total Activity	2020 Original Budget	2020 Total Budget (Amended)	2020 YTD Activity	Defined Budgets		2021 City Manager Proposed	2021 City Commission Adopted
						2020 Expected Annual			
AcctType: 5 - Expense									
Division: 6001 - Water Construction									
50 - Maintenance	42,587.00	0.00	0.00	0.00	0.00	0.00		0.00	0.00
Division: 6001 - Water Construction Total:	42,587.00	0.00	0.00	0.00	0.00	0.00		0.00	0.00
Division: 6900 - Fund Expense/Transfer									
80 - Transfers Out	0.00	0.00	13,500.00	13,500.00	13,512.00	13,512.00		0.00	0.00
Division: 6900 - Fund Expense/Transfer Total:	0.00	0.00	13,500.00	13,500.00	13,512.00	13,512.00		0.00	0.00
AcctType: 5 - Expense Total:	42,587.00	0.00	13,500.00	13,500.00	13,512.00	13,512.00		0.00	0.00
Fund: 082 - TXCDBG GRANT #7215270 Surplus (Deficit):	0.00	0.00	-13,500.00	-13,500.00	-13,500.00	-13,500.00		0.00	0.00

FUND 084 – DEAAG GRANT

FUND SUMMARY



	FY 20-21 Adopted Budget
Revenues	\$ 907,500
Expenditures	0
Net Revenues over (under) Expenditures	<u>\$ 907,500</u>
 <u>Fund Balance</u>	
Beginning Fund Balance - (Unaudited)	\$ 13,732
Budgeted Revenues -Transfers In	907,500
Budgeted Expenditures	0
Estimated Ending Fund Balance 09/30/21	<u>\$ 921,232</u>

Grant Funds

For Fiscal: 10/2019-09/2020 Period Ending: 09/30/2020

Division	2018 Total Activity	2019 Total Activity	2020 Original Budget	2020 Total Budget (Amended)	2020 YTD Activity	Defined Budgets			
						2020 Expected Annual	2021 City Manager Proposed	2021 City Commission Adopted	
Fund: 084 - DEAAG/WWTP GRANT FUND									
AcctType: 4 - Revenue									
Division: 0000 - Non-Departmental									
700 - Grants	0.00	54,608.50	0.00	34,078.00	34,078.30	34,078.30	0.00	0.00	
750 - Transfers	0.00	35,904.00	0.00	0.00	0.00	0.00	907,500.00	907,500.00	
Division: 0000 - Non-Departmental Total:	0.00	90,512.50	0.00	34,078.00	34,078.30	34,078.30	907,500.00	907,500.00	
AcctType: 4 - Revenue Total:	0.00	90,512.50	0.00	34,078.00	34,078.30	34,078.30	907,500.00	907,500.00	

Grant Funds

For Fiscal: 10/2019-09/2020 Period Ending: 09/30/2020

Division	2018 Total Activity	2019 Total Activity	2020 Original Budget	2020 Total Budget (Amended)	2020 YTD Activity	Defined Budgets		2021 City Manager Proposed	2021 City Commission Adopted
						2020 Expected Annual			
AcctType: 5 - Expense									
Division: 1030 - City Special									
70 - Capital Outlay	0.00	90,512.50	0.00	34,078.00	20,346.00	20,346.00	0.00	0.00	
Division: 1030 - City Special Total:	0.00	90,512.50	0.00	34,078.00	20,346.00	20,346.00	0.00	0.00	
AcctType: 5 - Expense Total:	0.00	90,512.50	0.00	34,078.00	20,346.00	20,346.00	0.00	0.00	
Fund: 084 - DEAAG/WWTP GRANT FUND Surplus (Deficit):	0.00	0.00	0.00	0.00	13,732.30	13,732.30	907,500.00	907,500.00	

FUND 086 – TEXAS CDBG

FUND SUMMARY

FY 20-21 Adopted Budget Revenues & Expenditures	
\$1	_____
\$1	_____
\$1	_____
\$1	_____
\$1	_____
\$1	_____
\$1	_____
\$0	_____
\$0	_____
\$0	_____
\$0	_____
\$-	_____
Revenues	Expenditures

	FY 20-21 Adopted Budget
Revenues	\$ 0
Expenditures	0
Net Revenues over (under) Expenditures	<u>\$ 0</u>
 <u>Fund Balance</u>	
Beginning Fund Balance - (Unaudited)	\$ 44,258
Budgeted Revenues	0
Budgeted Expenditures	0
Estimated Ending Fund Balance 09/30/21	<u>\$ 44,258</u>

Grant Funds

For Fiscal: 10/2019-09/2020 Period Ending: 09/30/2020

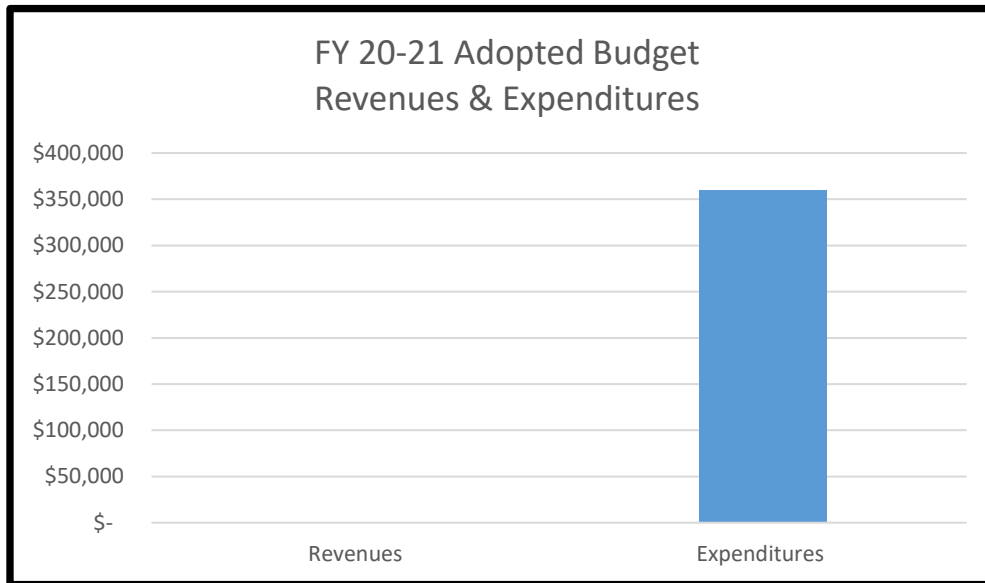
Division	Total Activity	2019 Total Activity	2020 Original Budget	2020 Total Budget (Amended)	2020 YTD Activity	Defined Budgets		
						2020 Expected Annual	2021 City Manager Proposed	2021 City Commission Adopted
Fund: 086 - TX CDBG Grant #7218269								
AcctType: 4 - Revenue								
Division: 0000 - Non-Departmental								
750 - Transfers	0.00	60,000.00	0.00	0.00	0.00	0.00	0.00	0.00
Division: 0000 - Non-Departmental Total:	0.00	60,000.00	0.00	0.00	0.00	0.00	0.00	0.00
Division: 7000 - Waste Water								
700 - Grants	0.00	24,907.00	301,000.00	301,000.00	100,722.00	301,000.00	0.00	0.00
Division: 7000 - Waste Water Total:	0.00	24,907.00	301,000.00	301,000.00	100,722.00	301,000.00	0.00	0.00
AcctType: 4 - Revenue Total:	0.00	84,907.00	301,000.00	301,000.00	100,722.00	301,000.00	0.00	0.00

Grant Funds

For Fiscal: 10/2019-09/2020 Period Ending: 09/30/2020

Division	Total Activity	2019 Total Activity	2020 Original Budget	2020 Total Budget (Amended)	2020 YTD Activity	Defined Budgets		2021 City Manager Proposed	2021 City Commission Adopted
						2020 Expected Annual			
AcctType: 5 - Expense									
Division: 7003 - Sewer Construction									
50 - Maintenance	0.00	100,378.00	301,000.00	276,093.00	156,237.80	276,093.00		0.00	0.00
85 - Department Reductions	0.00	0.00	0.00	24,907.00	0.00	0.00		0.00	0.00
Division: 7003 - Sewer Construction Total:	0.00	100,378.00	301,000.00	301,000.00	156,237.80	276,093.00		0.00	0.00
AcctType: 5 - Expense Total:	0.00	100,378.00	301,000.00	301,000.00	156,237.80	276,093.00		0.00	0.00
Fund: 086 - TX CDBG Grant #7218269 Surplus (Deficit):	0.00	-15,471.00	0.00	0.00	-55,515.80	24,907.00		0.00	0.00

FUND 094 – TEXAS PARKS & WILDLIFE GRANT FUND SUMMARY



	FY 20-21 Adopted Budget
Revenues	\$ 0
Expenditures	359,500
Net Revenues over (under) Expenditures	<u>\$ (359,500)</u>
<u>Fund Balance</u>	
Beginning Fund Balance - (Unaudited)	\$ 359,500
Budgeted Revenues	0
Budgeted Expenditures	359,500
Estimated Ending Fund Balance 09/30/21	<u>\$ 0</u>

Grant Funds

For Fiscal: 10/2019-09/2020 Period Ending: 09/30/2020

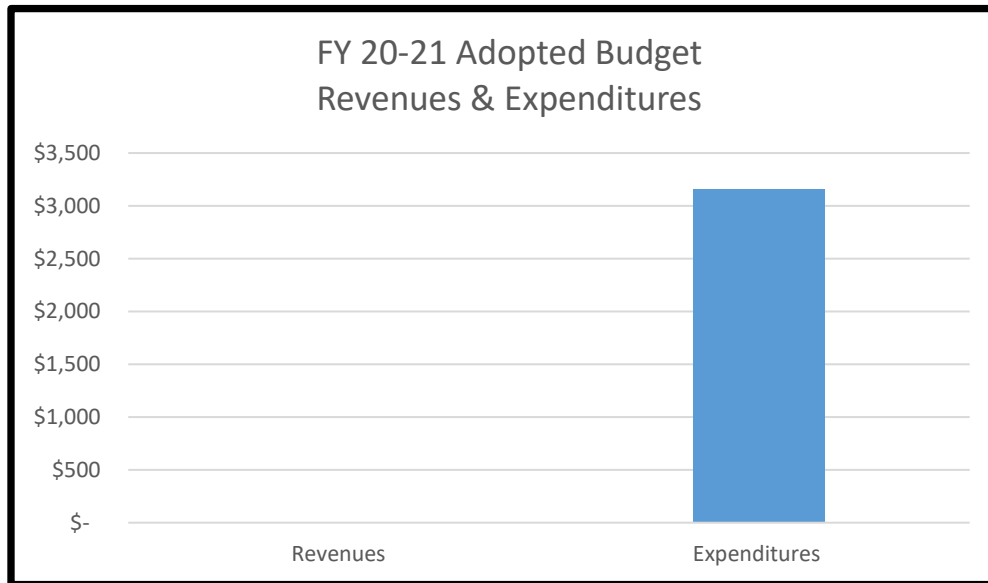
Division	2018 Total Activity	2019 Total Activity	2020 Original Budget	2020 Total Budget (Amended)	2020 YTD Activity	Defined Budgets		2021 City Manager Proposed	2021 City Commission Adopted
						2020 Expected Annual			
Fund: 094 - TEXAS PARKS & WILDLIFE GRANT									
AcctType: 4 - Revenue									
Division: 0000 - Non-Departmental									
700 - Grants	0.00	0.00	224,000.00	224,000.00	0.00	224,000.00		0.00	0.00
750 - Transfers	0.00	197,000.00	197,000.00	197,000.00	0.00	0.00		0.00	0.00
Division: 0000 - Non-Departmental Total:	0.00	197,000.00	421,000.00	421,000.00	0.00	224,000.00		0.00	0.00
AcctType: 4 - Revenue Total:	0.00	197,000.00	421,000.00	421,000.00	0.00	224,000.00		0.00	0.00

Grant Funds

For Fiscal: 10/2019-09/2020 Period Ending: 09/30/2020

Division	2018 Total Activity	2019 Total Activity	2020 Original Budget	2020 Total Budget (Amended)	2020 YTD Activity	Defined Budgets		2021 City Manager Proposed	2021 City Commission Adopted
						2020 Expected Annual			
AcctType: 5 - Expense									
Division: 4503 - Parks Maintenance									
20 - Supplies	0.00	0.00	0.00	4,500.00	0.00	4,500.00		0.00	0.00
50 - Maintenance	0.00	0.00	421,000.00	359,500.00	0.00	0.00		359,500.00	359,500.00
70 - Capital Outlay	0.00	0.00	0.00	57,000.00	0.00	57,000.00		0.00	0.00
Division: 4503 - Parks Maintenance Total:	0.00	0.00	421,000.00	421,000.00	0.00	61,500.00		359,500.00	359,500.00
AcctType: 5 - Expense Total:	0.00	0.00	421,000.00	421,000.00	0.00	61,500.00		359,500.00	359,500.00
Fund: 094 - TEXAS PARKS & WILDLIFE GRANT Surplus (Deficit):	0.00	197,000.00	0.00	0.00	0.00	162,500.00		-359,500.00	-359,500.00

FUND 095 – NATIONAL TRUST FOR HISTORICAL PRESERVATION GRANT



	FY 20-21 Adopted Budget
Revenues	\$ 0
Expenditures	3,161
Net Revenues over (under) Expenditures	<u>\$ (3,161)</u>
 <u>Fund Balance</u>	
Beginning Fund Balance - (Unaudited)	\$ 8,161
Budgeted Revenues	0
Budgeted Expenditures	3,161
Estimated Ending Fund Balance 09/30/21	<u>\$ 5,000</u>

Grant Funds

For Fiscal: 10/2019-09/2020 Period Ending: 09/30/2020

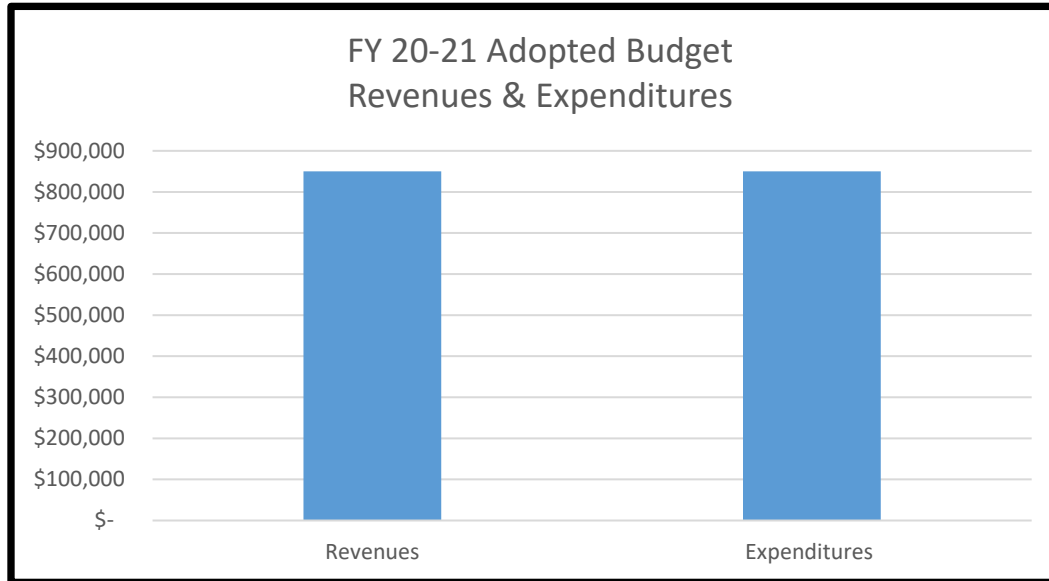
Division	Total Activity	2019 Total Activity	2020 Original Budget	2020 Total Budget (Amended)	2020 YTD Activity	Defined Budgets		2021 City Manager Proposed	2021 City Commission Adopted
						2020 Expected Annual			
Fund: 095 - NATIONAL TRUST FOR HISTORICAL PRESERVATION GRAN									
AcctType: 4 - Revenue									
Division: 0000 - Non-Departmental									
700 - Grants	0.00	1,838.62	0.00	0.00	0.00	0.00		0.00	0.00
750 - Transfers	0.00	0.00	0.00	0.00	2,500.00	5,000.00		0.00	0.00
Division: 0000 - Non-Departmental Total:	0.00	1,838.62	0.00	0.00	2,500.00	5,000.00		0.00	0.00
AcctType: 4 - Revenue Total:	0.00	1,838.62	0.00	0.00	2,500.00	5,000.00		0.00	0.00

Grant Funds

For Fiscal: 10/2019-09/2020 Period Ending: 09/30/2020

Division	Total Activity	2019 Total Activity	2020 Original Budget	2020 Total Budget (Amended)	2020 YTD Activity	Defined Budgets		2021 City Manager Proposed	2021 City Commission Adopted
						2020 Expected Annual			
AcctType: 5 - Expense									
Division: 1604 - Downtown									
30 - Services	0.00	1,838.62	0.00	0.00	0.00	0.00	3,161.38	3,161.38	
Division: 1604 - Downtown Total:	0.00	1,838.62	0.00	0.00	0.00	0.00	3,161.38	3,161.38	
AcctType: 5 - Expense Total:	0.00	1,838.62	0.00	0.00	0.00	0.00	3,161.38	3,161.38	
Fund: 095 - NATIONAL TRUST FOR HISTORICAL PRESERVATION GRA	0.00	0.00	0.00	0.00	2,500.00	5,000.00	-3,161.38	-3,161.38	

FUND 100 – SAFE ROUTES TO SCHOOL GRANT



	FY 20-21 Adopted Budget
Revenues	\$ 850,170
Expenditures	850,170
Net Revenues over (under) Expenditures	\$ 0

Fund Balance

Beginning Fund Balance - (Unaudited)		\$	0
Budgeted Revenues	\$ 772,568		
Budgeted Transfers In	77,602		
Total Budgeted Revenues			850,170
Budgeted Expenditures			850,170
Estimated Ending Fund Balance 09/30/21		\$	0

Grant Funds

For Fiscal: 10/2019-09/2020 Period Ending: 09/30/2020

Division	Total Activity	2019 Total Activity	2020 Original Budget	2020 Total Budget (Amended)	2020 YTD Activity	Defined Budgets			
						2020 Expected Annual	2021 City Manager Proposed	2021 City Commission Adopted	
Fund: 100 - SAFE ROUTES TO SCHOOL GRANT									
AcctType: 4 - Revenue									
Division: 0000 - Non-Departmental									
700 - Grants	0.00	0.00	772,568.00	772,568.00	0.00	0.00	772,568.00	772,568.00	
750 - Transfers	0.00	0.00	77,602.00	77,602.00	0.00	0.00	77,602.00	77,602.00	
Division: 0000 - Non-Departmental Total:	0.00	0.00	850,170.00	850,170.00	0.00	0.00	850,170.00	850,170.00	
AcctType: 4 - Revenue Total:	0.00	0.00	850,170.00	850,170.00	0.00	0.00	850,170.00	850,170.00	

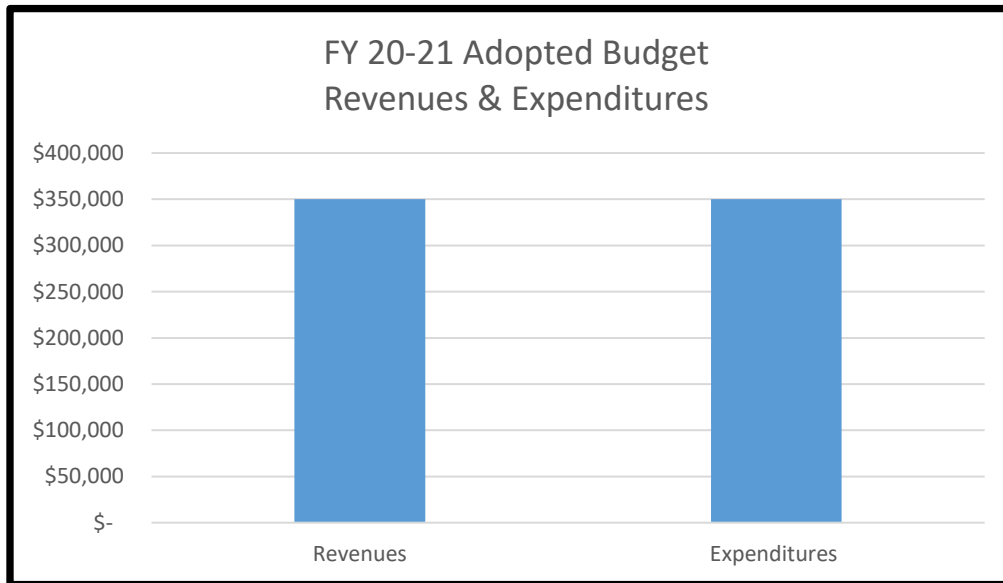
Grant Funds

For Fiscal: 10/2019-09/2020 Period Ending: 09/30/2020

Division	Total Activity	2019 Total Activity	2020 Original Budget	2020 Total Budget (Amended)	2020 YTD Activity	Defined Budgets		2021 City Manager Proposed	2021 City Commission Adopted
						2020 Expected Annual			
AcctType: 5 - Expense									
Division: 3050 - Street									
30 - Services	0.00	0.00	56,908.00	56,908.00	0.00	0.00	56,908.00	56,908.00	
50 - Maintenance	0.00	0.00	793,262.00	793,262.00	0.00	0.00	793,262.00	793,262.00	
Division: 3050 - Street Total:	0.00	0.00	850,170.00	850,170.00	0.00	0.00	850,170.00	850,170.00	
AcctType: 5 - Expense Total:	0.00	0.00	850,170.00	850,170.00	0.00	0.00	850,170.00	850,170.00	
Fund: 100 - SAFE ROUTES TO SCHOOL GRANT Surplus (Deficit):	0.00	0.00	0.00	0.00	0.00	0.00	0.00	0.00	

FUND 101 – TX CDBG MAIN ST

#7219192 GRANT FUND SUMMARY



	FY 20-21 Adopted Budget
Revenues	\$ 350,000
Expenditures	350,000
Net Revenues over (under) Expenditures	<u>\$ 0</u>
 <u>Fund Balance</u>	
Beginning Fund Balance - (Unaudited)	\$ 0
Budgeted Revenues	350,000
Budgeted Expenditures	350,000
Estimated Ending Fund Balance 09/30/21	<u>\$ 0</u>

Grant Funds

For Fiscal: 10/2019-09/2020 Period Ending: 09/30/2020

Division	Total Activity	2019 Total Activity	2020 Original Budget	2020 Total Budget (Amended)	2020 YTD Activity	Defined Budgets		2021 City Manager Proposed	2021 City Commission Adopted
						2020 Expected Annual			
Fund: 101 - TX CDBG MAIN STREET #7219192									
AcctType: 4 - Revenue									
Division: 0000 - Non-Departmental									
700 - Grants	0.00	0.00	0.00	350,000.00	0.00	0.00	350,000.00	350,000.00	
750 - Transfers	0.00	0.00	0.00	70,000.00	52,000.00	70,000.00	0.00	0.00	
Division: 0000 - Non-Departmental Total:	0.00	0.00	0.00	420,000.00	52,000.00	70,000.00	350,000.00	350,000.00	
AcctType: 4 - Revenue Total:	0.00	0.00	0.00	420,000.00	52,000.00	70,000.00	350,000.00	350,000.00	

Grant Funds

For Fiscal: 10/2019-09/2020 Period Ending: 09/30/2020

Division	Total Activity	2019 Total Activity	2020 Original Budget	2020 Total Budget (Amended)	2020 YTD Activity	Defined Budgets		2021 City Manager Proposed	2021 City Commission Adopted
						2020 Expected Annual			
AcctType: 5 - Expense									
Division: 1604 - Downtown									
30 - Services	0.00	0.00	0.00	70,000.00	70,000.00	70,000.00		0.00	0.00
50 - Maintenance	0.00	0.00	0.00	350,000.00	268,995.00	0.00		350,000.00	350,000.00
Division: 1604 - Downtown Total:	0.00	0.00	0.00	420,000.00	338,995.00	70,000.00		350,000.00	350,000.00
AcctType: 5 - Expense Total:	0.00	0.00	0.00	420,000.00	338,995.00	70,000.00		350,000.00	350,000.00
Fund: 101 - TX CDBG MAIN STREET #7219192 Surplus (Deficit):	0.00	0.00	0.00	0.00	-286,995.00	0.00		0.00	0.00

UTILITY FUNDS

These funds are proprietary funds used to report an activity for which a fee is charged to external users for goods and services.

Fund 012 – Utility Debt Service

This fund is used to account for payments on the utility fund debt service. Revenues are generated by transfers in from the Utility Fund 012 and the Storm Water Drainage Fund 055. This fund is appropriated.

Fund 051 - Utility Fund

This fund is used to account for activities of the utility fund which includes fees for water, and wastewater services. This fund is appropriated.

Fund 054 – Utility Capital Projects Fund

This fund is used to account for capital projects that are non-debt related. This fund is appropriated.

Fund 055 – Utility Storm Water Drainage Fund

This fund is used to account for debt service payments for storm water drainage bond projects. Revenues are generated from fees and the Expenditures are transferred out to pay for the debt service. This fund is appropriated.

Fund 062 – CO Series 2005

This fund is used to account for capital bond projects approved in the respective bond issue. Once the funds are expended, the assets are transferred and the fund is closed. This fund is expected to close in FY 16-17. Presented for current year activity.

Fund 066 – CO Series 2011

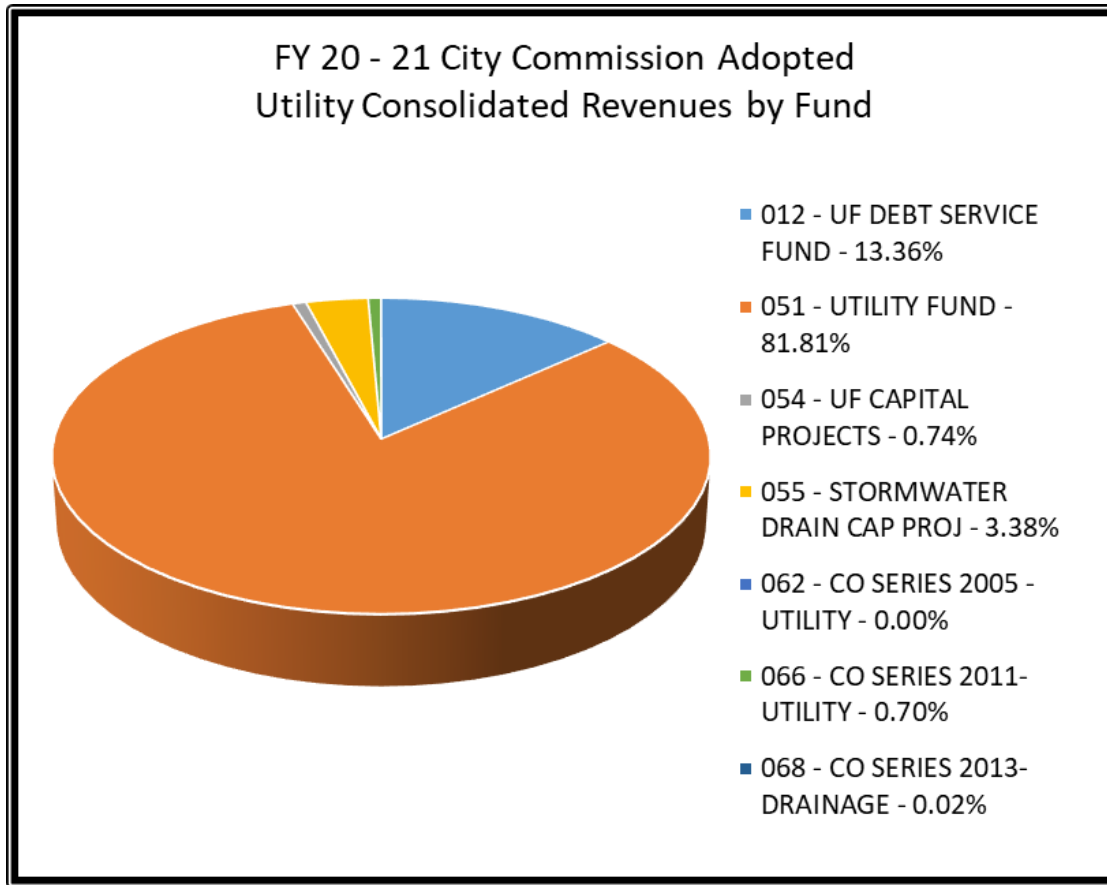
This fund is used to account for capital bond projects approved in the respective bond issue. Once the funds are expended, the assets are transferred and the fund is closed. These funds are appropriated.

Fund 068 – CO Series 2013 Drainage

These funds are used to account for capital bond projects approved in the respective bond issue. Once the funds are expended, the assets are transferred and the fund is closed. These funds are appropriated.

CONSOLIDATED REVENUES

UTILITY FUNDS



	FY 18-19 Total Activity	FY 19-20 Original Budget	FY 19-20 Amended Budget	FY 19-20 Expected Annual	FY 20-21 City Commission Adopted
012 - UF DEBT SERVICE FUND	\$ 1,880,025.04	\$ 1,701,647.00	\$ 1,701,647.00	\$ 1,694,747.00	\$ 1,602,683.00
051 - UTILITY FUND	9,846,659.78	9,146,452.00	9,146,452.00	9,023,843.00	9,812,106.78
054 - UF CAPITAL PROJECTS	1,399,552.07	698,430.00	722,362.00	657,012.00	88,763.00
055 - STORMWATER DRAIN CAP PROJ	390,800.21	405,000.00	405,000.00	402,000.00	405,000.00
062 - CO SERIES 2005 - UTILITY	1,245.29	1,000.00	1,000.00	650.00	-
066 - CO SERIES 2011- UTILITY	5,376.80	5,000.00	5,000.00	1,050.00	83,480.01
068 - CO SERIES 2013- DRAINAGE	51,769.10	2,400.00	2,400.00	1,735.51	2,000.00
Total Consolidated Revenues	\$ 13,575,428	\$ 11,959,929	\$ 11,983,861	\$ 11,781,038	\$ 11,994,033



City of Kingsville, TX

Consolidated Utility Funds - Revenues

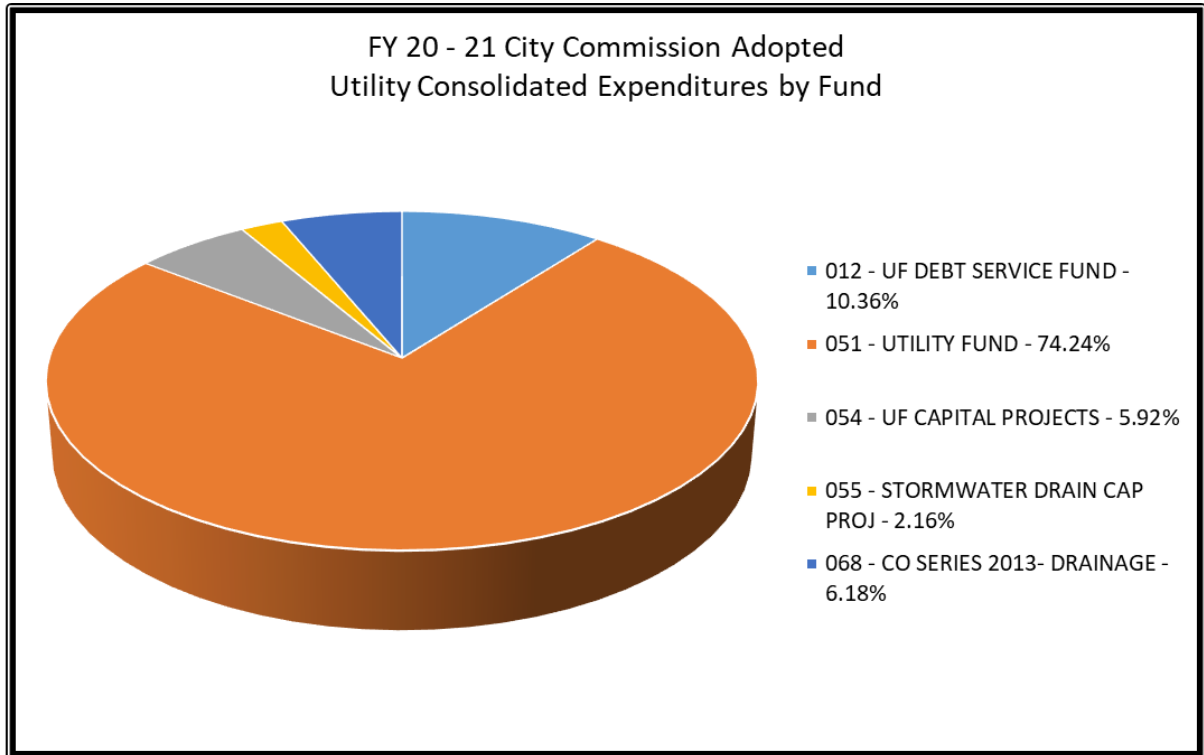
Group Summary

For Fiscal: 10/2019-09/2020 Period Ending: 09/30/2020

Sourc...	2018 Total Activity	2019 Total Activity	2020 Original Budget	2020 Total Budget (Amended)	2020 YTD Activity	Defined Budgets		2021 City Manager Proposed	2021 City Commission Adopted
						2020 Expected Annual			
75001 - Transfer In From Fund 001	85,000.00	21,459.00	23,352.00	23,352.00	17,514.00	23,352.00	314,533.00	314,533.00	
75002 - Transfer In from Fund 002	7,521.00	6,947.00	0.00	0.00	0.00	0.00	0.00	0.00	
75010 - Transfer from Fund 051	1,511,065.00	2,975,563.00	1,497,277.00	1,521,209.00	1,134,923.75	1,521,209.00	1,478,351.01	1,478,351.01	
75025 - Transfers from Fund 025	90,000.00	0.00	0.00	0.00	0.00	0.00	0.00	0.00	
75054 - Transfers from Fund 054	588,895.60	1,207,236.27	0.00	0.00	0.00	0.00	2,836.20	2,836.20	
75055 - Transfer in from Fund 55	294,100.00	290,450.00	291,800.00	291,800.00	218,850.00	291,800.00	292,800.00	292,800.00	
75062 - Transfer from Fund 062	0.00	0.00	0.00	0.00	0.00	0.00	1,137.58	1,137.58	
75066 - Transfer From Fund 066	94,480.62	0.00	0.00	0.00	0.00	0.00	0.00	0.00	
75082 - Transfer from Fund 082	0.00	0.00	13,500.00	13,500.00	13,512.00	13,512.00	0.00	0.00	
75096 - Transfer From Fund 096	120,000.00	0.00	0.00	0.00	0.00	0.00	0.00	0.00	
81600 - Water Sales	4,835,856.60	4,506,833.07	4,545,000.00	4,545,000.00	4,403,527.04	4,670,000.00	4,800,000.00	4,800,000.00	
81701 - Late Charge Fee on Water	199,336.23	196,625.08	225,000.00	225,000.00	109,328.09	150,000.00	210,000.00	210,000.00	
81800 - New Customer Tap Fees	32,812.01	23,080.00	22,000.00	22,000.00	26,228.00	30,000.00	25,000.00	25,000.00	
82200 - Sewer Sales	3,533,666.89	3,786,938.43	4,212,000.00	4,212,000.00	3,845,830.82	4,076,700.00	4,357,500.00	4,357,500.00	
82300 - Sewer Taps	8,129.00	6,795.00	10,000.00	10,000.00	9,285.00	10,000.00	12,000.00	12,000.00	
82700 - Grease Trap Inspections	1,672.39	7,050.00	5,300.00	5,300.00	6,300.00	5,300.00	6,000.00	6,000.00	
83100 - Storm Water Sales	330,649.46	390,798.96	405,000.00	405,000.00	372,348.84	402,000.00	405,000.00	405,000.00	
83900 - Penalty-Returned Checks	3,275.00	3,628.01	3,100.00	3,100.00	2,300.00	2,675.00	3,100.00	3,100.00	
91300 - Credit Card Fee Revenue	0.00	0.00	45,000.00	45,000.00	21,259.79	24,900.00	60,000.00	60,000.00	
91301 - Service Fee	0.00	0.00	0.00	0.00	4.00	4.00	0.00	0.00	
91501 - Interest Earned Cutwater	0.00	0.00	0.00	0.00	13.51	13.51	0.00	0.00	
91502 - Interest Earned-MBIA	895.15	1,245.29	1,000.00	1,000.00	608.59	650.00	0.00	0.00	
91503 - Interest Income	49,226.14	50,196.41	46,000.00	46,000.00	12,176.40	12,950.00	10,200.00	10,200.00	
91520 - Interest Earned-Investment	29,464.13	100,434.44	14,400.00	14,400.00	-5,171.76	9,772.00	15,575.00	15,575.00	
99000 - Miscellaneous	-89.82	148.33	200.00	200.00	690.36	200.00	0.00	0.00	
99602 - Lease Proceeds	0.00	0.00	600,000.00	600,000.00	536,000.00	536,000.00	0.00	0.00	
99700 - Gain/Loss on Sale of Assets	8,001.82	0.00	0.00	0.00	0.00	0.00	0.00	0.00	
Report Total:	11,823,957.22	13,575,428.29	11,959,929.00	11,983,861.00	10,725,528.43	11,781,037.51	11,994,032.79	11,994,032.79	

CONSOLIDATED EXPENDITURES

UTILITY FUNDS



	FY 18-19 Total Activity	FY 19-20 Original Budget	FY 19-20 Amended Budget	FY 19-20 Expected Annual	FY 20-21 City Commission Adopted
012 - UF DEBT SERVICE FUND	\$ 307,566.04	\$ 1,501,647.00	\$ 1,501,647.00	\$ 1,501,647.00	\$ 1,406,433.00
051 - UTILITY FUND	10,998,579.50	8,789,119.41	8,856,051.41	8,626,535.48	10,079,110.01
054 - UF CAPITAL PROJECTS	1,396,618.69	1,854,476.00	1,878,408.00	1,201,246.00	803,399.20
055 - STORMWATER DRAIN CAP PROJ	291,309.77	292,900.00	292,900.00	292,900.00	293,900.00
062 - CO SERIES 2005 - UTILITY	-	50,500.00	50,500.00	50,500.00	1,137.58
066 - CO SERIES 2011- UTILITY	231,691.00	-	-	-	154,000.00
068 - CO SERIES 2013- DRAINAGE	49,468.58	809,200.00	809,200.00	150,000.00	839,200.00
Total Consolidated Expenditures	\$ 13,275,233.58	\$ 13,297,842.41	\$ 13,388,706.41	\$ 11,822,828.48	\$ 13,577,179.79



City of Kingsville, TX

Consolidated Utility Funds - Expenditures Group Summary

For Fiscal: 10/2019-09/2020 Period Ending: 09/30/2020

Objec...	2018 Total Activity	2019 Total Activity	2020 Original Budget	2020 Total Budget (Amended)	2020 YTD Activity	Defined Budgets		2021 City Manager Proposed	2021 City Commission Adopted
						2020 Expected Annual			
11100 - Salaries & Wages	1,482,310.63	1,631,844.95	1,611,837.00	1,586,602.00	1,373,065.05	1,604,387.04	1,859,237.00	1,859,237.00	
11200 - Overtime	132,769.23	125,435.39	123,528.00	133,528.00	108,599.84	119,490.56	123,528.00	123,528.00	
11301 - Longevity - Non Civil Service	0.00	0.00	9,696.00	9,696.00	7,883.36	9,815.40	16,704.00	16,704.00	
11400 - Retirement - TMRS	141,980.18	140,167.74	153,186.00	152,567.00	128,957.17	152,567.00	167,922.00	167,922.00	
11500 - FICA	121,005.64	121,316.24	135,930.00	135,395.00	108,123.51	135,395.00	158,303.00	158,303.00	
11600 - Group Health Insurance	565,391.41	546,238.49	565,347.00	573,535.00	499,266.24	573,534.20	799,203.00	799,203.00	
11700 - Workers' Compensation	26,342.52	21,706.45	23,755.00	23,798.00	14,727.59	23,798.00	30,243.00	30,243.00	
11800 - Unemployment Compensation	9,043.77	1,181.62	12,151.00	12,264.00	7,121.09	12,264.00	13,500.00	13,500.00	
12200 - Certification Pay	5,958.37	4,699.62	3,785.00	4,496.00	3,689.38	4,496.00	8,344.00	8,344.00	
12300 - Life Insurance	3,109.05	3,077.01	3,359.00	3,407.68	3,083.49	3,407.68	3,778.00	3,778.00	
21100 - Supplies	19,787.86	15,626.68	19,099.00	16,988.24	16,318.28	16,988.09	18,909.00	18,909.00	
21194 - Covid 19 Event	0.00	0.00	0.00	0.00	33.15	0.00	0.00	0.00	
21200 - Uniforms & Personal Wear	4,250.43	3,573.38	6,015.00	2,297.67	1,720.87	2,297.67	5,195.00	5,195.00	
21400 - Chemicals	226,719.52	226,743.19	229,698.00	245,608.00	235,515.04	227,608.00	242,870.00	242,870.00	
21500 - Motor Gas & Oil	108,357.96	87,288.05	97,755.00	70,982.92	55,810.37	83,807.58	77,450.00	77,450.00	
21700 - Minor Eq/Furniture	17,355.73	21,845.24	35,931.00	28,784.79	18,400.02	28,785.39	27,558.00	27,558.00	
22100 - Lab Supplies/Chemicals	14,370.01	19,255.79	12,500.00	20,513.33	19,786.17	20,513.33	19,500.00	19,500.00	
22400 - Medical Supplies	802.78	732.05	700.00	110.00	0.00	110.00	670.00	670.00	
22500 - Educational Materials/Supplies	0.00	0.00	50.00	0.01	0.00	0.00	0.00	0.00	
22600 - Computers & Associated Equip	7,557.80	0.00	250.00	0.01	0.00	0.00	0.00	0.00	
22800 - Water Meters	101,838.20	110,249.61	182,077.00	182,077.00	126,699.67	182,077.00	55,000.00	55,000.00	
31100 - Communications	15,059.50	16,733.88	19,992.00	14,587.00	13,470.43	14,587.00	19,753.00	19,753.00	
31300 - Postage & Freight	54,230.91	51,272.54	59,740.00	56,882.74	50,120.68	56,882.74	52,780.00	52,780.00	
31400 - Professional Services	220,370.99	306,101.41	324,651.00	321,931.15	261,053.63	302,282.15	318,360.00	318,360.00	
31410 - ProfSrv-Sftware Mnt	0.00	0.00	1,857.00	1,857.00	0.00	1,857.00	15,000.00	15,000.00	
31425 - Prof. Services-GPS	7,681.75	5,440.00	6,120.00	6,129.94	5,673.94	6,129.94	5,759.00	5,759.00	
31470 - Prof Svcs - Audit Services	56,756.34	64,372.27	64,176.00	64,176.00	63,882.00	64,176.00	59,203.00	59,203.00	
31475 - Prof Svcs-SWR Collection Expense	1,766.69	471.01	1,500.00	300.00	45.27	100.00	500.00	500.00	
31500 - Printing & Publishing	27,611.75	29,552.67	27,404.00	29,401.62	25,445.17	28,401.62	28,200.00	28,200.00	
31501 - Liens & Ads w/ Health Dept	29.00	0.00	0.00	0.00	0.00	0.00	0.00	0.00	
31600 - Membership, Training, Travel	11,492.27	10,512.67	16,661.00	7,522.37	7,124.21	7,522.36	12,061.00	12,061.00	
31660 - Training & Travel - Engineering	0.00	2,673.23	1,577.00	1,725.19	1,543.42	1,725.19	3,154.00	3,154.00	
31661 - Training & Travel - Public Works Admin	0.00	676.61	1,323.00	1,236.28	1,236.28	1,236.28	0.00	0.00	
31700 - Memberships & Dues	1,933.50	1,825.54	2,722.00	2,498.94	2,661.88	2,498.94	2,510.00	2,510.00	
31800 - Equipment Rent	9,067.50	3,093.44	12,900.00	9,657.33	5,405.12	9,652.27	11,200.00	11,200.00	

Consolidated Utility Funds - Expenditures

For Fiscal: 10/2019-09/2020 Period Ending: 09/30/2020

Objec...	Defined Budgets								
	2018 Total Activity	2019 Total Activity	2020 Original Budget	2020 Total Budget (Amended)	2020 YTD Activity	2020 Expected Annual	2021 City Manager Proposed	2021 City Commission Adopted	
31900 - Catering	2,093.47	2,514.27	2,502.00	2,101.12	1,791.32	2,101.10	1,244.00	1,244.00	
32100 - State Fees	55,193.19	54,723.19	106,721.41	109,214.91	97,117.29	106,057.58	60,168.00	60,168.00	
32300 - Utilities	648,948.27	562,222.23	571,450.00	556,450.00	466,285.36	556,450.00	576,000.00	576,000.00	
32400 - Laundry	15,570.52	16,158.45	17,808.00	15,116.00	14,217.58	15,116.00	16,250.00	16,250.00	
33100 - Subscriptions	0.00	24.00	30.00	30.00	0.00	24.00	0.00	0.00	
33101 - Subscriptions & Dues	249.99	349.99	250.00	350.00	349.99	350.00	350.00	350.00	
33501 - Insurance-Property/Liability	241,093.64	241,980.01	261,710.00	240,610.00	210,212.92	240,610.00	255,099.00	255,099.00	
34200 - Special Services	66,403.48	44,513.82	55,000.00	50,000.00	56,175.75	50,000.00	55,000.00	55,000.00	
34301 - Other Services-STWA	388,075.27	399,947.28	380,000.00	380,000.00	283,353.80	380,000.00	390,000.00	390,000.00	
41100 - Vehicle Maintenance	56,468.66	83,705.81	58,188.00	62,399.25	65,819.13	61,149.25	102,615.00	102,615.00	
41400 - Equipment Maintenance	7,954.34	12,468.87	13,850.00	20,043.99	10,683.99	14,043.04	12,350.00	12,350.00	
51100 - Building Maintenance	0.00	21.76	0.00	0.00	0.00	0.00	0.00	0.00	
53100 - Drainage	285,451.80	49,468.58	809,200.00	809,200.00	6,000.00	150,000.00	809,200.00	809,200.00	
54100 - Water Line	172,675.85	243,854.77	175,000.00	218,545.00	195,801.11	181,875.00	190,000.00	190,000.00	
54105 - 18" Transmission Line	21.63	0.00	0.00	0.00	0.00	0.00	0.00	0.00	
54200 - Water Meter Parts	4,534.52	17,618.79	24,777.00	22,827.00	4,719.95	24,077.00	45,092.00	45,092.00	
54300 - Utility Plant	471,503.25	341,645.56	445,624.00	421,713.79	371,339.35	391,152.79	340,665.00	340,665.00	
54400 - Water Well	0.00	112,147.00	0.00	0.00	0.00	0.00	0.00	0.00	
55100 - Sewer Line	0.00	0.00	100.00	0.01	0.00	0.00	0.00	0.00	
55104 - Sewer Lines & Manholes	41,445.35	42,057.42	125,500.00	102,002.21	33,266.73	112,002.21	61,047.00	61,047.00	
59100 - Grounds & Perm Fixtures	12,220.00	0.00	0.00	0.00	0.00	0.00	0.00	0.00	
61100 - Principle	0.00	0.00	1,183,061.00	1,183,061.00	1,220,571.50	1,183,061.00	1,133,837.00	1,133,837.00	
62100 - Interest	345,370.86	305,566.04	316,336.00	316,336.00	318,734.21	316,336.00	270,096.00	270,096.00	
63100 - Paying Agent Fees	2,250.00	2,000.00	2,250.00	2,250.00	2,250.00	2,250.00	2,500.00	2,500.00	
64100 - Operating Lease	10,618.63	11,872.56	13,299.00	12,904.08	12,599.62	12,904.08	14,496.00	14,496.00	
64200 - Capital Lease-Principle	0.00	0.00	95,430.00	65,230.00	0.00	0.00	68,963.00	68,963.00	
64201 - Capital Lease-Interest	0.00	0.00	0.00	0.00	0.00	0.00	18,600.00	18,600.00	
71100 - Vehicle	0.00	0.00	17,500.00	14,479.44	14,213.44	14,214.00	0.00	0.00	
71200 - Machinery/Equipment	-9,500.00	0.00	62,385.00	62,385.00	62,385.00	62,385.00	163,800.00	163,800.00	
71300 - Building	9,500.00	0.00	0.00	0.00	0.00	0.00	0.00	0.00	
71700 - Water Lines & Fixtures	0.00	0.00	600,000.00	623,932.00	611,106.50	12,000.00	588,000.00	588,000.00	
72100 - Utility Plant	0.00	0.00	974,046.00	1,004,246.00	743,500.00	1,004,246.00	125,000.00	125,000.00	
80001 - Transfer Out to Fund 001	1,457,220.00	1,350,000.00	1,350,000.00	1,350,000.00	1,012,500.00	1,350,000.00	1,350,000.00	1,350,000.00	
80012 - Transfer Out to Fund 012	1,549,585.00	1,870,013.00	1,693,647.00	1,693,647.00	1,270,235.25	1,693,647.00	1,600,683.00	1,600,683.00	
80033 - Transfer Out to Fund 033	6,000.00	0.00	0.00	0.00	0.00	0.00	0.00	0.00	
80051 - Transfer Out to Fund 051	683,376.22	1,207,236.27	0.00	0.00	0.00	0.00	3,973.78	3,973.78	
80054 - Transfer Out to Fund 054	255,580.00	1,396,000.00	95,430.00	119,362.00	83,538.50	119,362.00	87,563.00	87,563.00	
80066 - Transfer Out to Fund 066	0.00	0.00	0.00	0.00	0.00	0.00	82,905.01	82,905.01	
80084 - Transfer To Fund 084	0.00	0.00	0.00	0.00	0.00	0.00	907,500.00	907,500.00	
80086 - Transfer to Fund 086	0.00	60,000.00	0.00	0.00	0.00	0.00	0.00	0.00	
80092 - Transfer Out To Fund 092	0.00	8,655.97	0.00	0.00	0.00	0.00	0.00	0.00	

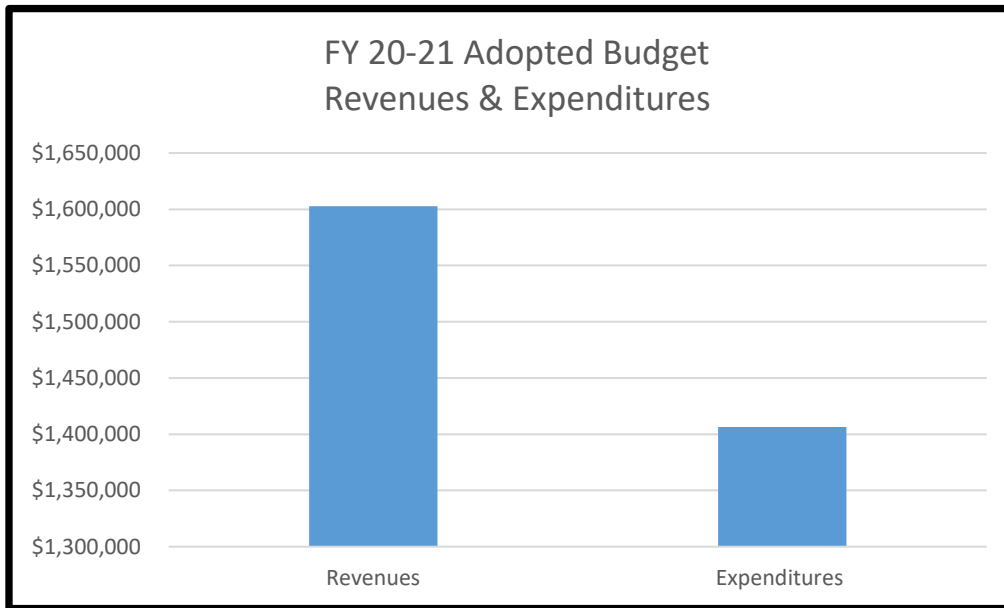
Consolidated Utility Funds - Expenditures

For Fiscal: 10/2019-09/2020 Period Ending: 09/30/2020

Objec...	2018 Total Activity	2019 Total Activity	2020 Original Budget	2020 Total Budget (Amended)	2020 YTD Activity	Defined Budgets		2021 City Manager Proposed	2021 City Commission Adopted
						2020 Expected Annual			
80100 - Transfer to Fund 100	0.00	0.00	28,454.00	28,454.00	0.00	0.00	56,908.00	56,908.00	
80101 - Transfer to Fund 101	0.00	0.00	0.00	36,000.00	0.00	18,000.00	0.00	0.00	
80138 - Transfer to Fund 138	0.00	0.00	33,922.00	33,922.00	25,441.50	33,922.00	13,781.00	13,781.00	
80203 - Transfer to Fund 203	0.00	150,000.00	0.00	0.00	0.00	0.00	0.00	0.00	
85000 - Department Year End Reductions	0.00	0.00	0.00	94,238.40	0.00	0.00	0.00	0.00	
91100 - Depreciation/Other	1,106,287.79	1,077,905.30	0.00	0.00	0.00	0.00	0.00	0.00	
95000 - Bad Debt	14,479.19	36,855.87	17,100.00	17,100.00	0.00	17,100.00	17,100.00	17,100.00	
Report Total:	11,295,622.21	13,275,233.58	13,297,842.41	13,388,706.41	10,360,672.11	11,822,828.48	13,577,179.79	13,577,179.79	

FUND 012 – UF DEBT SERVICE

FUND SUMMARY



	FY 20-21 Adopted Budget
Revenues	\$ 1,602,683
Expenditures	1,406,433
Net Revenues over (under) Expenditures	\$ 196,250

Fund Balance

Beginning Fund Balance - (Unaudited)		\$ 709,189
Budgeted Revenues	\$ 2,000	
Budgeted Transfers In	1,600,683	
Total Budgeted Revenues		1,602,683
Budgeted Expenditures		1,406,433
Estimated Ending Fund Balance 09/30/21		\$ 905,439



City of Kingsville, TX

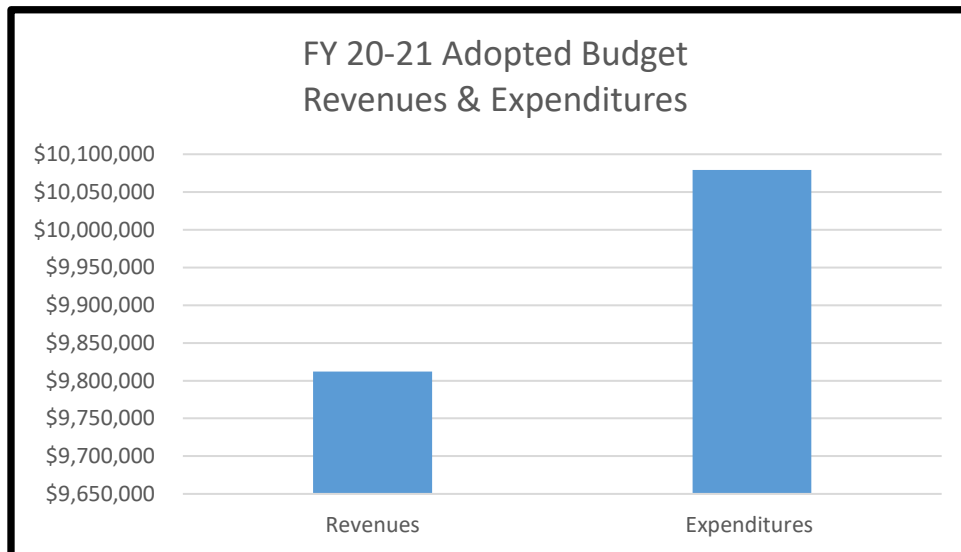
Utility Funds Group Summary

For Fiscal: 10/2019-09/2020 Period Ending: 09/30/2020

Divisio...	2018 Total Activity	2019 Total Activity	2020 Original Budget	2020 Total Budget (Amended)	2020 YTD Activity	Defined Budgets		2021 City Manager Proposed	2021 City Commission Adopted
						2020 Expected Annual			
Fund: 012 - UF DEBT SERVICE FUND									
Department : 000 - Non-Departmental									
AcctType: 4 - Revenue									
0000 - Non-Departmental	1,563,307.01	1,880,025.04	1,701,647.00	1,701,647.00	1,271,235.32	1,694,747.00	1,602,683.00	1,602,683.00	1,602,683.00
AcctType: 4 - Revenue Total:	1,563,307.01	1,880,025.04	1,701,647.00	1,701,647.00	1,271,235.32	1,694,747.00	1,602,683.00	1,602,683.00	1,602,683.00
Department : 000 - Non-Departmental Total:	1,563,307.01	1,880,025.04	1,701,647.00	1,701,647.00	1,271,235.32	1,694,747.00	1,602,683.00	1,602,683.00	1,602,683.00
Department : 510 - G. O. Debt Service									
AcctType: 5 - Expense									
5100 - G. O. Debt Service	347,620.86	307,566.04	1,501,647.00	1,501,647.00	1,541,555.71	1,501,647.00	1,406,433.00	1,406,433.00	1,406,433.00
AcctType: 5 - Expense Total:	347,620.86	307,566.04	1,501,647.00	1,501,647.00	1,541,555.71	1,501,647.00	1,406,433.00	1,406,433.00	1,406,433.00
Department : 510 - G. O. Debt Service Total:	347,620.86	307,566.04	1,501,647.00	1,501,647.00	1,541,555.71	1,501,647.00	1,406,433.00	1,406,433.00	1,406,433.00
Fund: 012 - UF DEBT SERVICE FUND Surplus (Deficit):	1,215,686.15	1,572,459.00	200,000.00	200,000.00	-270,320.39	193,100.00	196,250.00	196,250.00	196,250.00
Report Surplus (Deficit):	1,215,686.15	1,572,459.00	200,000.00	200,000.00	-270,320.39	193,100.00	196,250.00	196,250.00	196,250.00

FUND 051 – UTILITY FUND

SUMMARY



		FY 20-21 Adopted Budget
Revenues		\$ 9,812,107
Expenditures		10,079,110
Net Revenues over (under) Expenditures		<u>\$ (267,003)</u>
 <u>Fund Balance</u>		
Beginning Fund Balance - (Unaudited)		\$ 3,157,594
Budgeted Revenues	\$ 9,493,600	
Budgeted Transfers In	318,507	
Total Budgeted Revenues		9,812,107
Budgeted Expenditures	\$ 6,272,570	
Budgeted Transfers Out	3,806,540	
Total Budgeted Expenditures		10,079,110
Estimated Ending Fund Balance 09/30/21		<u>\$ 2,890,590</u>
 Minimum Requirements (25% of Operating Expenditures + Transfers Out)		
Total Expenditures (subject to calculation)		\$ 10,079,110
Less: Initial Year Capital Lease Recordation		0
Net Expenditures subject to minimum requirements		<u>\$ 10,079,110</u>
Minimum Requirements (25% of Expenditures)		\$ 2,519,778
Estimated Ending Fund Balance 09/30/21		2,890,590
Above (Below) Minimum Requirements		<u>\$ 370,813</u>



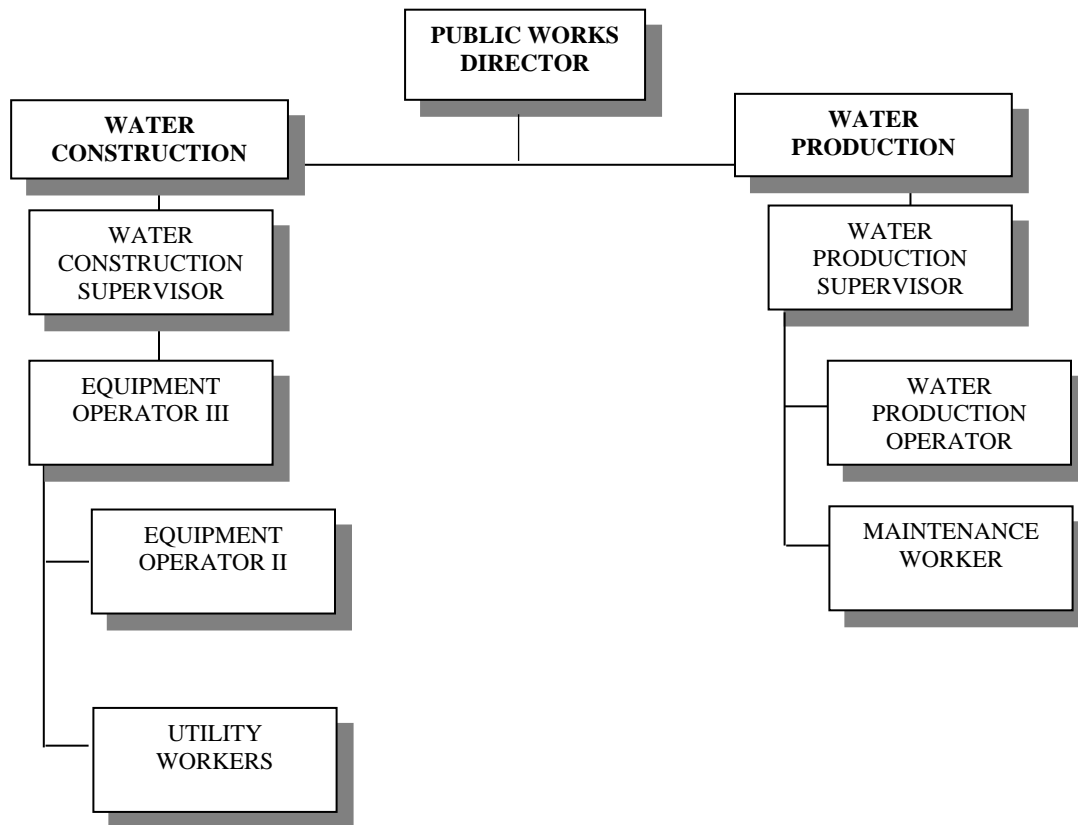
City of Kingsville, TX

Utility Funds Group Summary

For Fiscal: 10/2019-09/2020 Period Ending: 09/30/2020

Divisio...	2018 Total Activity	2019 Total Activity	2020 Original Budget	2020 Total Budget (Amended)	2020 YTD Activity	Defined Budgets		2021 City Manager Proposed	2021 City Commission Adopted
						2020 Expected Annual			
Fund: 051 - UTILITY FUND									
Department : 000 - Non-Departmental									
AcctType: 4 - Revenue									
Division: 0000 - Non-Departmental									
750 - Transfers	725,897.22	1,235,642.27	36,852.00	36,852.00	31,026.00	36,864.00	318,506.78	318,506.78	
900 - Interest & Other	49,383.46	80,067.92	42,200.00	42,200.00	3,132.26	17,400.00	20,000.00	20,000.00	
Division: 0000 - Non-Departmental Total:	775,280.68	1,315,710.19	79,052.00	79,052.00	34,158.26	54,264.00	338,506.78	338,506.78	
AcctType: 4 - Revenue Total:	775,280.68	1,315,710.19	79,052.00	79,052.00	34,158.26	54,264.00	338,506.78	338,506.78	
Department : 000 - Non-Departmental Total:	775,280.68	1,315,710.19	79,052.00	79,052.00	34,158.26	54,264.00	338,506.78	338,506.78	

WATER



The Water Department is comprised of two divisions: Water Construction and Water Production.

WATER CONSTRUCTION

DESCRIPTION



Provides all functions of the City’s water distribution system, including distribution of potable water, water valves, fire hydrants, irrigation systems, water line flushing, meter valve installations and line repairs.

DEPARTMENT ACCOMPLISHMENTS

For Fiscal Year 19-20

1. Completed 15 fire hydrant repairs.
2. Completed the replacement of 3-18” gate valves.
3. Complete the 2018-2019 Fire Hydrant Pressure Testing program.
4. Completed 314 water line repairs.

GOALS & OBJECTIVES

Goals & Objectives	City Commission Vision
<p>Goal: Provide exemplary Community Services where water is always available.</p> <p>Objective: Ensure that all city owned fire hydrants and the water distribution system are maintained and running efficiently.</p>	 Superior City Services  Safe and Secure Environment

PERFORMANCE MEASURES

Item	2019	2020	2021 Estimate
Main Breaks	323	129	300
Meter Leaks	75	43	75
Service Line Breaks	120	35	100
Lines Replaced	170	29	500
New Lines	1240	510	1000

Beginning in FY 20-21, this division will begin tracking the following performance indicators:

- Timely and efficient resolution of all work needed to resolve customer reported problems
 - Percentage of main breaks with water service restored in less than 24 hours
 - Percentage of responses to main breaks in less than 1 hour

FY 20-21 BUDGET HIGHLIGHTS

Division	Change	Personnel	Operations	Capital Outlay	Total Changes
FY 19-20 Original Budget	\$975,370	\$668,092	\$307,278	\$0	\$975,370
FY 20-21 Adopted Budget	\$1,080,744	\$732,955	\$347,789	\$0	\$1,080,744
6001-Water Construction	\$105,374	\$64,863	\$40,511	\$0	\$105,374

Change Information

Personnel

- COLA - 2.5%
- Longevity - additional \$12 per year
- Additional health care premiums
- Additional Certification Pay

Operations

- Supplies Category increased \$570
- Services Category decreased \$9,186
- Repairs Category increased \$34,427
 - Approved One-Time Supplemental - New engine - \$34,250
- Maintenance Category increased \$15,000
 - Approved Permanent Supplemental - Water Line Supplies - \$35,000

WATER PRODUCTION

DESCRIPTION



Water Production provides for the production and source for all water systems in the City of Kingsville and its customers, including project management and maintenance of 6 active water wells, surface water intake from the South Texas Water Authority, 3 elevated storage tanks, 6 ground storage tanks, potable water quality and testing, cross connection and back flow control.

DEPARTMENT ACCOMPLISHMENTS

For Fiscal Year 19-20

1. Completed annual water tank inspections
2. Replaced ground storage tanks at wells 19 & 23
3. Collected 840 compliance samples
4. Performed 5,955 disinfection tests throughout the distribution system
5. Maintain Superior Water System Status with TCEQ

GOALS AND OBJECTIVES

Goals & Objectives	City Commission Vision
<p>Goal: Provide and maintain public safety where the drinking water is safe and abundant.</p> <p>Objective: Ensure that the drinking water is safe and enjoyable.</p>	 Superior City Services  Safe/Secure Environment

PERFORMANCE MEASURES

Item	2019	2020	2021 Estimate
Water Production (million gallons)	1149	457	1150

Beginning in FY 20-21, this division will begin tracking the following performance indicators:

- Timely response to customer reported problems – number of complaints about water quality

FY 20-21 BUDGET HIGHLIGHTS

Division	Change	Personnel	Operations	Capital Outlay	Total Changes
FY 19-20 Original Budget	\$1,190,962	\$218,155	\$972,807	\$0	\$1,190,962
FY 20-21 Adopted Budget	\$1,194,932	\$232,832	\$962,100	\$0	\$1,194,932
6002-Water Production	\$3,970	\$14,677	(\$10,707)	\$0	\$3,970

Change Information

Personnel

COLA - 2.5%

Longevity - additional \$12 per year

Additional health care premiums

Operations

Supplies Category decreased \$6,152

Services Category increased \$7,295

Approved Permanent Supplemental - STWA Contract Increase - \$10,000

Repairs Category increased \$150

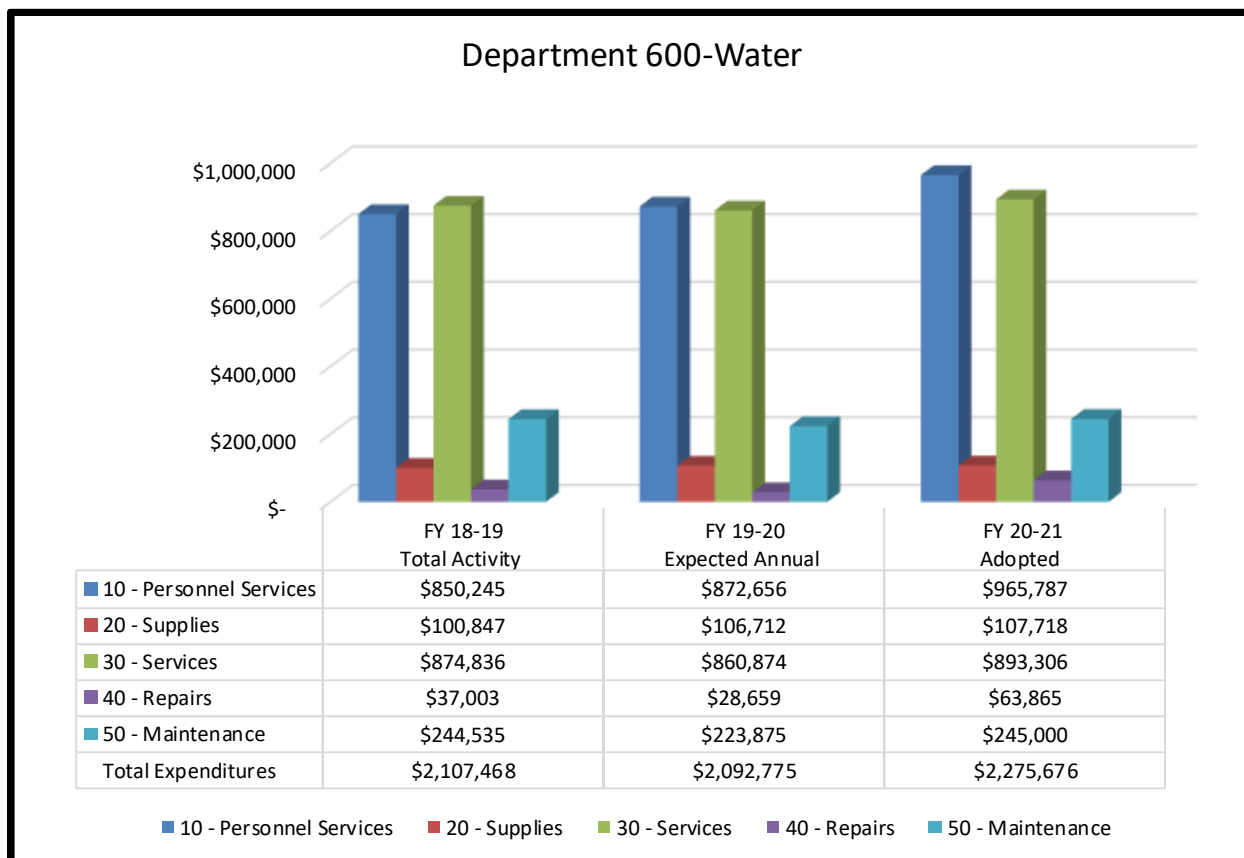
Maintenance Category decreased \$12,000

FY 20-21 POSITION SUMMARY

Division	AUTHORIZED POSITIONS				
	FY 16-17	FY 17-18	FY 18-19	FY 19-20	FY 20-21
6001-Water Constructor	13	13	13	13	13
6002-Water Productions	4	4	4	4	4
Total Positions	17	17	17	17	17
Full-Time	17	17	17	17	17
Part-Time	0	0	0	0	0
Total Positions	17	17	17	17	17

FY 20-21 Significant Changes: No Changes

FY 20-21 EXPENDITURES COMPARATIVE



Utility Funds

For Fiscal: 10/2019-09/2020 Period Ending: 09/30/2020

Divisio...	2018 Total Activity	2019 Total Activity	2020 Original Budget	2020 Total Budget (Amended)	2020 YTD Activity	Defined Budgets		2021 City Manager Proposed	2021 City Commission Adopted
						2020 Expected Annual			
Department : 600 - Water AcctType: 4 - Revenue Division: 6000 - Water 800 - Utility Services	5,071,279.84	4,730,166.16	4,795,100.00	4,795,100.00	4,541,383.13	4,852,675.00	5,038,100.00	5,038,100.00	
Division: 6000 - Water Total:	5,071,279.84	4,730,166.16	4,795,100.00	4,795,100.00	4,541,383.13	4,852,675.00	5,038,100.00	5,038,100.00	
AcctType: 4 - Revenue Total:	5,071,279.84	4,730,166.16	4,795,100.00	4,795,100.00	4,541,383.13	4,852,675.00	5,038,100.00	5,038,100.00	



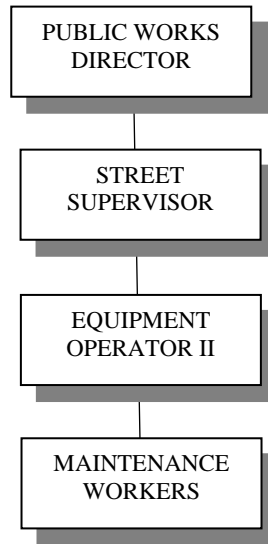
City of Kingsville, TX

Utility Funds Group Summary

For Fiscal: 10/2019-09/2020 Period Ending: 09/30/2020

Division	2018 Total Activity	2019 Total Activity	2020 Original Budget	2020 Total Budget (Amended)	2020 YTD Activity	Defined Budgets		
						2020 Expected Annual	2021 City Manager Proposed	2021 City Commission Adopted
Fund: 051 - UTILITY FUND								
Department : 600 - Water								
AcctType: 5 - Expense								
Division: 6001 - Water Construction								
10 - Personnel Services	590,040.22	628,753.38	668,092.00	666,377.80	545,444.28	652,786.80	732,955.00	732,955.00
20 - Supplies	41,622.48	40,961.63	37,330.00	35,911.97	33,941.97	35,911.96	37,600.00	37,600.00
30 - Services	51,955.02	51,448.37	70,260.00	53,761.59	48,794.82	53,761.59	61,074.00	61,074.00
40 - Repairs	21,793.96	30,586.97	24,688.00	24,058.64	23,479.32	24,058.64	59,115.00	59,115.00
50 - Maintenance	172,697.48	190,344.05	175,000.00	218,545.00	181,645.26	181,875.00	190,000.00	190,000.00
85 - Department Reductions	0.00	0.00	0.00	0.80	0.00	0.00	0.00	0.00
Division: 6001 - Water Construction Total:	878,109.16	942,094.40	975,370.00	998,655.80	833,305.65	948,393.99	1,080,744.00	1,080,744.00
Division: 6002 - Water Production								
10 - Personnel Services	221,841.31	221,492.00	218,155.00	223,671.20	214,773.95	219,869.20	232,832.00	232,832.00
20 - Supplies	60,400.93	59,885.44	76,270.00	66,998.00	59,471.36	70,800.00	70,118.00	70,118.00
30 - Services	874,348.48	823,388.10	824,937.00	809,569.01	650,869.10	807,112.00	832,232.00	832,232.00
40 - Repairs	4,058.11	6,416.44	4,600.00	4,600.00	2,787.92	4,600.00	4,750.00	4,750.00
50 - Maintenance	73,011.19	54,191.18	67,000.00	42,000.00	32,683.37	42,000.00	55,000.00	55,000.00
85 - Department Reductions	0.00	0.00	0.00	45,837.99	0.00	0.00	0.00	0.00
Division: 6002 - Water Production Total:	1,233,660.02	1,165,373.16	1,190,962.00	1,192,676.20	960,585.70	1,144,381.20	1,194,932.00	1,194,932.00
AcctType: 5 - Expense Total:	2,111,769.18	2,107,467.56	2,166,332.00	2,191,332.00	1,793,891.35	2,092,775.19	2,275,676.00	2,275,676.00
Department : 600 - Water Total:	2,111,769.18	2,107,467.56	2,166,332.00	2,191,332.00	1,793,891.35	2,092,775.19	2,275,676.00	2,275,676.00
Total Revenues	0.00	0.00	0.00	0.00	0.00	0.00	0.00	0.00
Total Expenses	2,111,769.18	2,107,467.56	2,166,332.00	2,191,332.00	1,793,891.35	2,092,775.19	2,275,676.00	2,275,676.00
Fund: 051 - UTILITY FUND Total:	2,111,769.18	2,107,467.56	2,166,332.00	2,191,332.00	1,793,891.35	2,092,775.19	2,275,676.00	2,275,676.00
Report Total:	2,111,769.18	2,107,467.56	2,166,332.00	2,191,332.00	1,793,891.35	2,092,775.19	2,275,676.00	2,275,676.00

GROUND MAINTENANCE



DESCRIPTION



The Ground Maintenance Department provides for the operations and maintenance of the city’s storm water drainage system including storm inlets, storm sewer pipes, culverts, driveways, drainage ditch maintenance and construction, mowing rights of way, curb and gutter maintenance, low water crossing barricades, and construction technical support.

DEPARTMENT ACCOMPLISHMENTS

For Fiscal Year 19-20

1. Completed Mowing: All right-of-way thoroughfares including all underpasses from Corral street to General Cavazos on Hwy-77, Tranquitas Creek from West Ave. I to Hwy-77, Sixth Street from North City Limits to South City Limits, ditch East of Chamberlain Cemetery, Franklin Adams ditch from Caesar South to Trant Road, (3) entrances to NASK, E. Caesar, E. Senator Carlos Truan Blvd, E. General Cavavos Blvd, FM 1717 from General Cavazos to Dick Kleberg Park, General Cavazos Blvd. from Sixth Street to Hwy-77, Caesar ditch from 17th Street to Hwy-77,
2. Major drainage ditches cleaned: Franklin Adams Ditch, Tranquitas Creek, General Cavazos Ditch, Caesar Ditch.

GOALS & OBJECTIVES

Goals & Objectives	City Commission Vision
<p>Goal: Provide and maintain public safety in city wide drainage.</p> <p>Objective: Ensure City wide drainage in accordance to the new Drainage Master Plan and increase ditch and creek operations, as well as increase the curb and gutter maintenance program.</p>	 Superior City Services  Safe and Secure Environment

GROUND MAINTENANCE

FY 20-21 BUDGET HIGHLIGHTS

Division	Change	Personnel	Operations	Capital Outlay	Total Changes
FY 19-20 Original Budget	\$175,198	\$135,743	\$39,455	\$0	\$175,198
FY 20-21 Adopted Budget	\$173,825	\$130,427	\$43,398	\$0	\$173,825
6101-Ground Maintenance	(\$1,373)	(\$5,316)	\$3,943	\$0	(\$1,373)

Change Information

Personnel

- COLA - 2.5%
- Longevity - additional \$12 per year
- Additional health care premiums

Operations

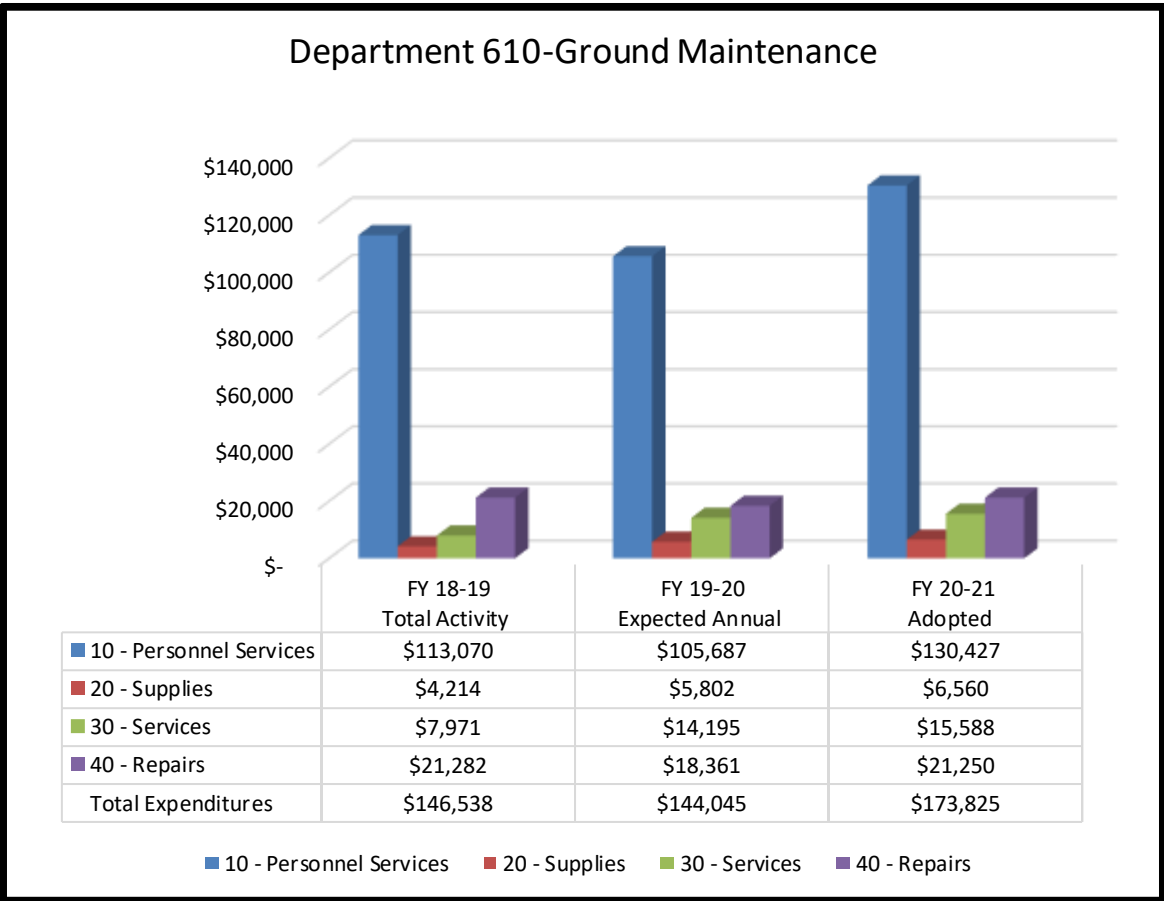
- Services Category decreased - \$607
- Repairs Category increased \$4,550

FY 20-21 POSITION SUMMARY

Division	AUTHORIZED POSITIONS				
	FY 16-17	FY 17-18	FY 18-19	FY 19-20	FY 20-21
6101-Ground Maintenance	3	3	3	3	3
Total Positions	3	3	3	3	3
Full-Time	3	3	3	3	3
Part-Time	0	0	0	0	0
Total Positions	3	3	3	3	3

FY 20-21 Significant Changes: No Changes

FY 20-21 EXPENDITURES COMPARATIVE

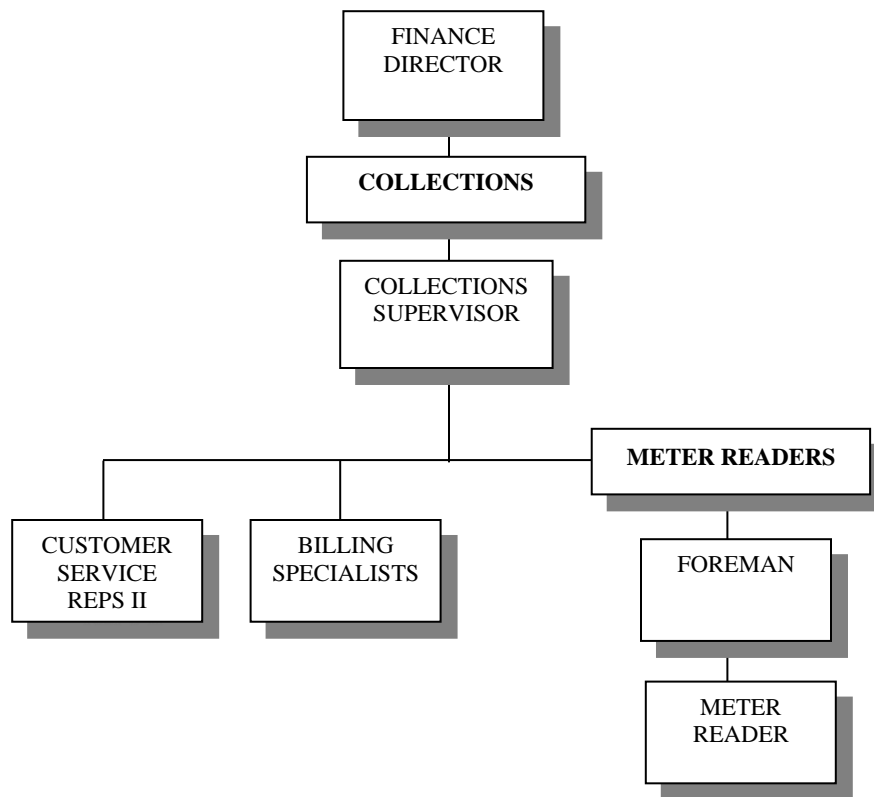


Utility Funds

For Fiscal: 10/2019-09/2020 Period Ending: 09/30/2020

Divisio...	2018 Total Activity	2019 Total Activity	2020 Original Budget	2020 Total Budget (Amended)	2020 YTD Activity	Defined Budgets		2021 City Manager Proposed	2021 City Commission Adopted
						2020 Expected Annual			
Department : 610 - Ground Maintenance									
AcctType: 5 - Expense									
Division: 6101 - Ground Maintenance									
10 - Personnel Services	115,581.60	113,069.86	135,743.00	105,687.42	83,397.61	105,687.42	130,427.00	130,427.00	
20 - Supplies	6,610.13	4,214.48	6,560.00	5,801.86	6,138.43	5,801.86	6,560.00	6,560.00	
30 - Services	14,167.08	7,970.78	16,195.00	14,199.60	7,894.55	14,194.54	15,588.00	15,588.00	
40 - Repairs	11,809.47	21,282.43	16,700.00	18,362.41	21,279.82	18,361.46	21,250.00	21,250.00	
85 - Department Reductions	0.00	0.00	0.00	1,091.13	0.00	0.00	0.00	0.00	
Division: 6101 - Ground Maintenance Total:	148,168.28	146,537.55	175,198.00	145,142.42	118,710.41	144,045.28	173,825.00	173,825.00	
AcctType: 5 - Expense Total:	148,168.28	146,537.55	175,198.00	145,142.42	118,710.41	144,045.28	173,825.00	173,825.00	
Department : 610 - Ground Maintenance Total:	148,168.28	146,537.55	175,198.00	145,142.42	118,710.41	144,045.28	173,825.00	173,825.00	

UTILITY BILLING



The Utility Billing Department is comprised of two divisions: Collections and Meter Readers.

COLLECTIONS

DESCRIPTION



The Collections Division is responsible for the monthly utility billing of all City of Kingsville customers. In addition to sending out utility bills, the department also sends out abatement, abatements of noxious matter, landfill, demolition, and bulk water billings. The department handles the posting of payments for utility bills, permits/planning, EMS payments, all accounts receivable accounts, pavilion rentals, landfill accounts, and any miscellaneous City payments.

DEPARTMENT ACCOMPLISHMENTS

For Fiscal Year 19-20

1. Continued working on implementation of E Billing.
2. Sent letters to all Senior Accounts to make sure that all accounts were eligible for senior advantages.

GOALS & OBJECTIVES

Goals & Objectives	City Commission Vision
<p>Goal: Work on scanning in all application cards and lease agreements in Laserfische.</p> <p>Objective: To eliminate storage areas for paperwork and to easily access citizens records.</p>	 Superior City Services
<p>Goal: Continue to work on our E billing interphase into the Tyler Incode system.</p> <p>Objective: Work to have customers sign up for our E billing to reduce the amount of mail for the customer and to save expenses on printing and postage for the city.</p>	 Superior City Services

PERFORMANCE MEASURES

Item	2019	2020	2021 Estimate
Statements Issued	98,340	57,380	98,365
Late Notices Issued	28,307	16,913	28,993
Disconnects	4,467	3,079	5,278
Cash Payments Collected	14,938	6,925	11,872
Credit Card Payments Collected	21,606	11,869	20,347
Checks/Money Order Payments Collected	24,599	13,411	22,990
Online Payments Collected	5845	7,371	12,636
Other – EFT Payments Collected	123	255	437
Payment Services Network	27692	14306	24,525

FY 20-21 BUDGET HIGHLIGHTS

Division	Change	Personnel	Operations	Capital Outlay	Total Changes
FY 19-20 Original Budget	\$455,959	\$274,487	\$181,472	\$0	\$455,959
FY 20-21 Adopted Budget	\$479,545	\$311,546	\$167,999	\$0	\$479,545
6201-Utility Billing	\$23,586	\$37,059	(\$13,473)	\$0	\$23,586

Change Information

Personnel

COLA - 2.5%

Longevity - additional \$12 per year

Additional health care premiums

Changed (3) CSRs to CSRIIs due to responsibilities in money handling duties

Operations

Supplies Category decreased \$4,600

Removed Prior Year Supplemental - (3) Scanners - \$2,700

Removed Prior Year Supplemental - Shredder - \$900

Services Category decreased \$9,425

Removed Prior Year Supplemental - E Billing Incode Setup - \$5,990

Leases Category increased \$552

METER READERS

DESCRIPTION


The Meter Reader Division is responsible for reading the meters of almost 8,000 utility customers. The 8,000 customers are split into 4 cycles and each cycle is read once a month. The reads are exported into our Utility billing system for timely billing to our citizens. The Meter Reader Division is also responsible for all meter and meter endpoint maintenance, completion of all service orders for new service, disconnect service, check for leaks, and any re-reads for billing purposes.

DEPARTMENT ACCOMPLISHMENTS

For Fiscal Year 19-20

1. Using our new software program to enhance our meter reading process.

GOALS & OBJECTIVES

Goals & Objectives	City Commission Vision
<p>Goal: Work on getting meter boxes installed on meters that do not have them.</p> <p>Objective: To enhance our safety for citizens and employees and to protect the meters.</p>	 <p>Superior City Services</p>

PERFORMANCE MEASURES

Item	2019	2020	2021 Estimate
New Services	1087	580	995
Disconnects	752	391	670
Leak Checks	234	113	194
Failed Meters	1426	737	1265

FY 20-21 BUDGET HIGHLIGHTS

Division	Change	Personnel	Operations	Capital Outlay	Total Changes
FY 19-20 Original Budget	\$336,214	\$98,852	\$237,362	\$0	\$336,214
FY 20-21 Adopted Budget	\$311,624	\$126,194	\$185,430	\$0	\$311,624
6202-Meter Reader	(\$24,590)	\$27,342	(\$51,932)	\$0	(\$24,590)

Change Information

Personnel

- COLA - 2.5%
- Longevity - additional \$12 per year
- Additional health care premiums

Operations

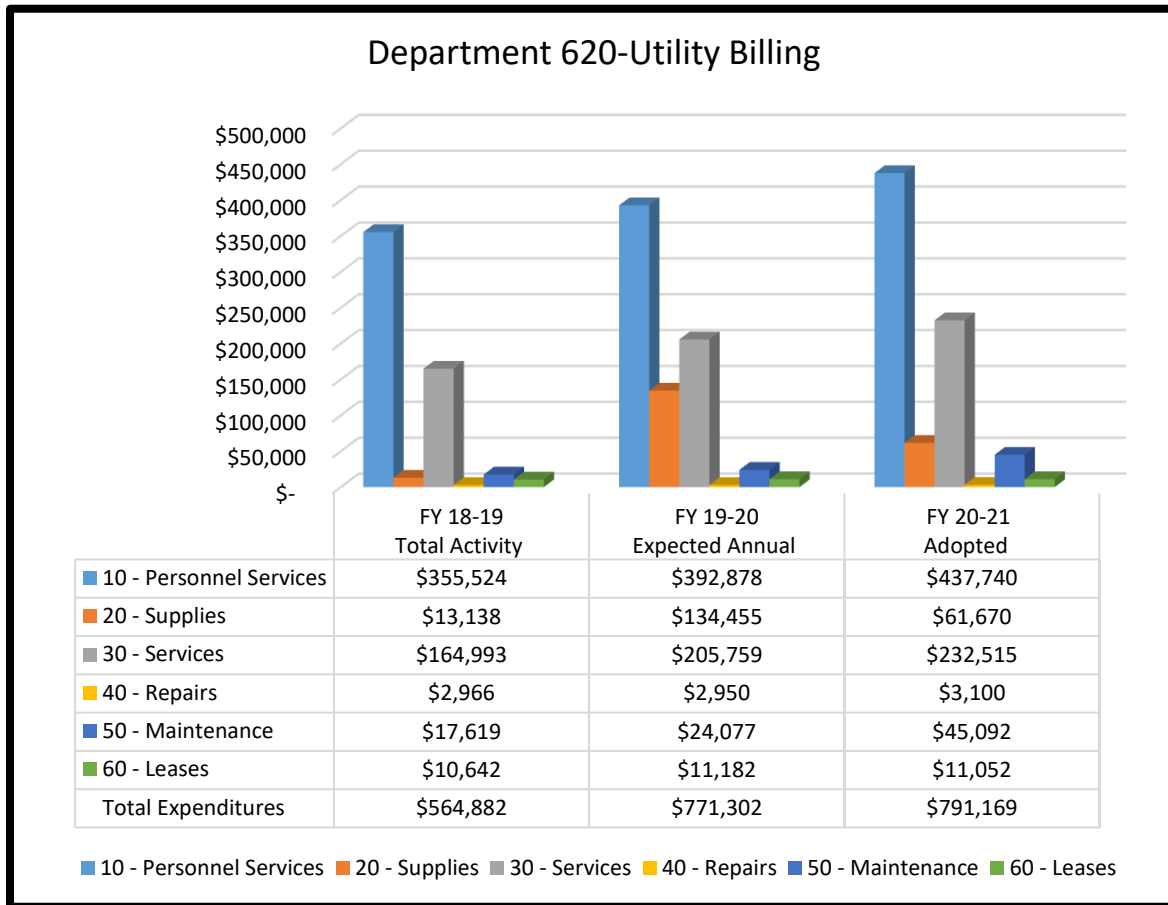
- Supplies Category decreased \$68,877
 - Removed Prior Year Supplemental - Water End Points - \$122,077
 - Approved One-Time Supplemental - Water End Points - \$55,000
- Services Category decreased \$3,877
- Repairs Category increased \$500
- Maintenance Category increased \$20,315
 - Removed Prior Year Supplemental - Water Meter Parts - \$19,812
 - Approved One-Time Supplemental - Meter Boxes - \$7,000
 - Approved One-Time Supplemental - Modules & Registers - \$19,092

FY 20-21 POSITION SUMMARY

Division	AUTHORIZED POSITIONS				
	FY 16-17	FY 17-18	FY 18-19	FY 19-20	FY 20-21
6201-Utility Billing/Collec	6	6	6	6	6
6202-Meter Reading	2	2	2	2	2
Total Positions	8	8	8	8	8
Full-Time	8	8	8	8	8
Part-Time	0	0	0	0	0
Total Positions	8	8	8	8	8

FY 20-21 Significant Changes: No Changes

FY 20-21 EXPENDITURES COMPARATIVE



Utility Funds

For Fiscal: 10/2019-09/2020 Period Ending: 09/30/2020

Divisio...	2018 Total Activity	2019 Total Activity	2020 Original Budget	2020 Total Budget (Amended)	Defined Budgets		2021 City Manager Proposed	2021 City Commission Adopted
					2020 YTD Activity	2020 Expected Annual		
Department : 620 - Utility Billing								
AcctType: 4 - Revenue								
Division: 6201 - Collections								
900 - Interest & Other	0.00	0.00	45,000.00	45,000.00	21,263.79	24,904.00	60,000.00	60,000.00
Division: 6201 - Collections Total:	0.00	0.00	45,000.00	45,000.00	21,263.79	24,904.00	60,000.00	60,000.00
AcctType: 4 - Revenue Total:	0.00	0.00	45,000.00	45,000.00	21,263.79	24,904.00	60,000.00	60,000.00



Division	2018 Total Activity	2019 Total Activity	2020 Original Budget	2020 Total Budget (Amended)	2020 YTD Activity	Defined Budgets		2021 City Manager Proposed	2021 City Commission Adopted
						2020 Expected Annual			
Fund: 051 - UTILITY FUND									
Department : 620 - Utility Billing									
AcctType: 5 - Expense									
Division: 6201 - Collections									
10 - Personnel Services	259,570.50	257,974.97	274,487.00	278,965.80	267,642.37	278,965.00	311,546.00	311,546.00	
20 - Supplies	2,964.51	2,007.79	6,600.00	7,211.61	7,297.15	7,211.61	2,000.00	2,000.00	
30 - Services	162,008.80	139,774.34	163,872.00	154,698.02	157,981.14	152,921.31	154,447.00	154,447.00	
40 - Repairs	0.00	0.00	500.00	450.15	450.15	450.15	500.00	500.00	
60 - Leases	10,041.43	10,642.04	10,500.00	11,182.08	10,261.46	11,182.08	11,052.00	11,052.00	
85 - Department Reductions	0.00	0.00	0.00	9,506.84	0.00	0.00	0.00	0.00	
Division: 6201 - Collections Total:	434,585.24	410,399.14	455,959.00	462,014.50	443,632.27	450,730.15	479,545.00	479,545.00	
Division: 6202 - Meter Readers									
10 - Personnel Services	106,725.24	97,549.35	98,852.00	113,913.46	106,382.11	113,913.46	126,194.00	126,194.00	
20 - Supplies	9,424.16	11,129.96	128,547.00	127,243.32	73,225.66	127,243.32	59,670.00	59,670.00	
30 - Services	22,465.90	25,218.39	81,938.00	51,261.31	23,017.69	52,838.00	78,068.00	78,068.00	
40 - Repairs	842.46	2,966.33	2,100.00	3,750.00	3,794.74	2,500.00	2,600.00	2,600.00	
50 - Maintenance	4,534.52	17,618.79	24,777.00	22,827.00	4,270.32	24,077.00	45,092.00	45,092.00	
85 - Department Reductions	0.00	0.00	0.00	30,699.98	0.00	0.00	0.00	0.00	
Division: 6202 - Meter Readers Total:	143,992.28	154,482.82	336,214.00	349,695.07	210,690.52	320,571.78	311,624.00	311,624.00	
AcctType: 5 - Expense Total:	578,577.52	564,881.96	792,173.00	811,709.57	654,322.79	771,301.93	791,169.00	791,169.00	
Department : 620 - Utility Billing Total:	578,577.52	564,881.96	792,173.00	811,709.57	654,322.79	771,301.93	791,169.00	791,169.00	
Total Revenues	0.00	0.00	0.00	0.00	0.00	0.00	0.00	0.00	
Total Expenses	578,577.52	564,881.96	792,173.00	811,709.57	654,322.79	771,301.93	791,169.00	791,169.00	
Fund: 051 - UTILITY FUND Total:	578,577.52	564,881.96	792,173.00	811,709.57	654,322.79	771,301.93	791,169.00	791,169.00	
Report Total:	578,577.52	564,881.96	792,173.00	811,709.57	654,322.79	771,301.93	791,169.00	791,169.00	

FUND EXPENSE/TRANSFER



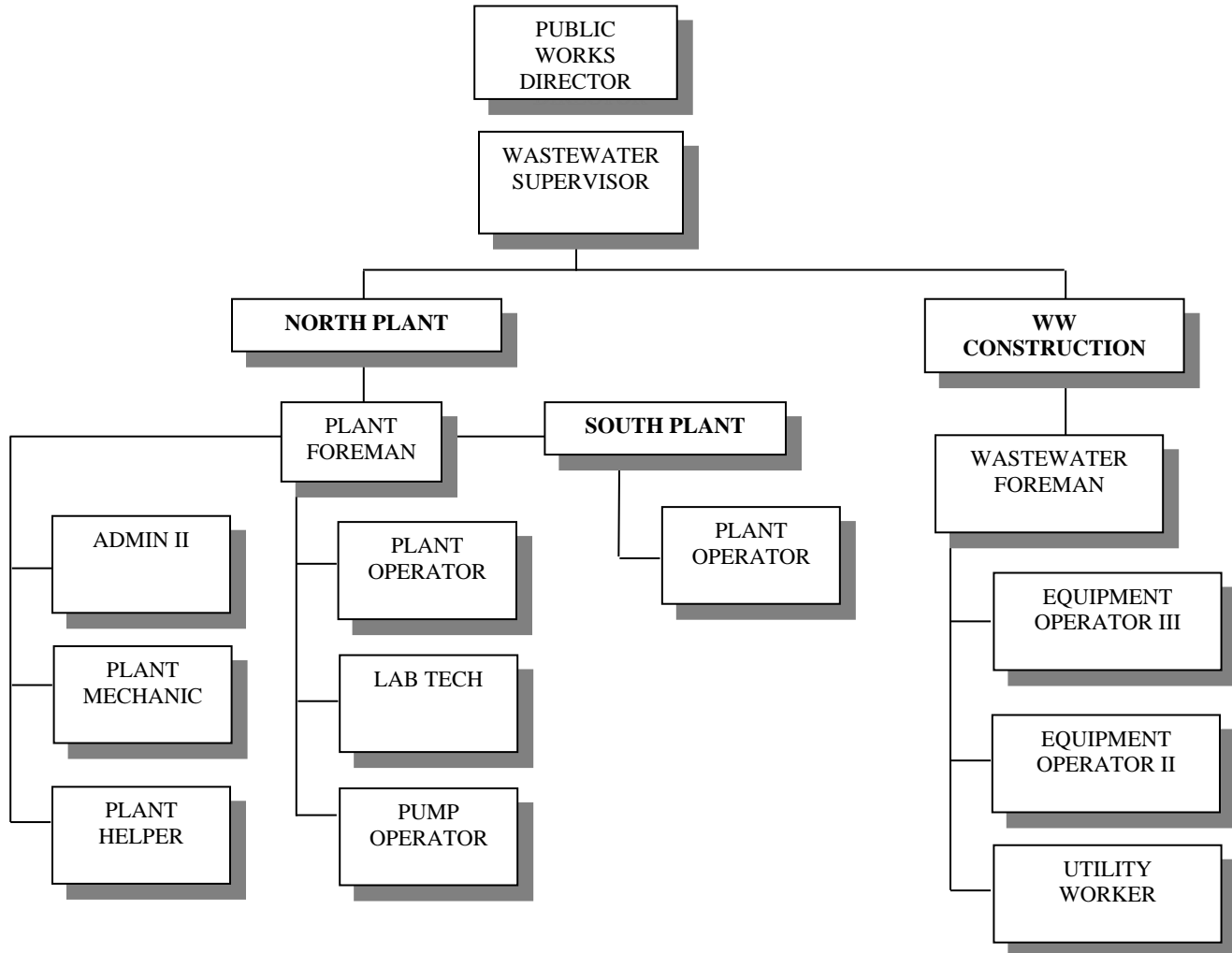
This department is used to record transfers between funds and prior year adjustments.

Utility Funds

For Fiscal: 10/2019-09/2020 Period Ending: 09/30/2020

Divisio...	2018 Total Activity	2019 Total Activity	2020 Original Budget	2020 Total Budget (Amended)	2020 YTD Activity	Defined Budgets		2021 City Manager Proposed	2021 City Commission Adopted
						2020 Expected Annual			
Department : 690 - Fund Expense/Transfer									
AcctType: 5 - Expense									
Division: 6900 - Fund Expense/Transfer									
70 - Capital Outlay	1,106,287.79	1,077,905.30	0.00	0.00	0.00	0.00	0.00	0.00	0.00
80 - Transfers Out	2,879,065.00	4,544,218.97	2,909,653.00	2,969,585.00	2,172,865.25	2,923,131.00	3,806,540.01	3,806,540.01	3,806,540.01
95 - Prior Yr Adjustments	14,152.06	35,996.10	16,000.00	16,000.00	0.00	16,000.00	16,000.00	16,000.00	16,000.00
Division: 6900 - Fund Expense/Transfer Total:	3,999,504.85	5,658,120.37	2,925,653.00	2,985,585.00	2,172,865.25	2,939,131.00	3,822,540.01	3,822,540.01	3,822,540.01
AcctType: 5 - Expense Total:	3,999,504.85	5,658,120.37	2,925,653.00	2,985,585.00	2,172,865.25	2,939,131.00	3,822,540.01	3,822,540.01	3,822,540.01
Department : 690 - Fund Expense/Transfer Total:	3,999,504.85	5,658,120.37	2,925,653.00	2,985,585.00	2,172,865.25	2,939,131.00	3,822,540.01	3,822,540.01	3,822,540.01

WASTEWATER



DESCRIPTION

The Wastewater Department provides all functions of wastewater collection and treatment through two wastewater treatment plants. This department is also responsible for manhole maintenance and construction, lift station maintenance and construction, wastewater sewer line maintenance and construction, in-flow and infiltration remediation, and State and Federal environmental compliances with treated wastewater discharges.



DEPARTMENT ACCOMPLISHMENTS

For Fiscal Year 19-20

1. Finish TCEQ Wastewater Permits for North & South Plant.
2. Repaired 60 manhole ring & covers.
3. 50,000 gallons of grease removed from lift stations.
4. Replaced 50ft of staircase on catwalk at South Plant.
5. Fabricated catwalk at South Plant Bar Screen.
6. Replaced 100ft of 2-inch airline to UV Chamber.
7. Replaced Primary Clarifier at South Plant.

8. Replaced 7 crossings of old sewer lines on 13th St. for Street Dept.
9. Replaced 20 manholes around city.
10. Replaced all lighting around North and South Treatment Facilities.
11. Replaced all drying beds with new sand.
12. Replaced AC unit on Lab Building.

GOALS & OBJECTIVES

Goals & Objectives	City Commission Vision
<p>Goal: Provide and maintain public safety where wastewater is treated and is safe for the environment.</p>	 Superior City Services
<p>Objective: Implement a high standard of wastewater treatment that will be efficient and safe to the environment.</p>	 Safe and Secure Environment

PERFORMANCE MEASURES

Item	2019	2020	2021 Estimate
Lines Replaced	1807	206	600
New Lines	0	0	400
Lines Cleaned	10078	1652	5000
Sewer Repairs	92	63	80
Sewer Back Ups	227	101	250

Beginning in FY 20-21, this division will begin tracking the following performance indicators:

- Deliver wastewater collection service to customers – number of calls for service from wastewater customers
- Average response time to reported wastewater service backups in minutes

WASTEWATER NORTH PLANT

FY 20-21 BUDGET HIGHLIGHTS

Division	Change	Personnel	Operations	Capital Outlay	Total Changes
FY 19-20 Original Budget	\$1,159,228	\$447,087	\$712,141	\$0	\$1,159,228
FY 20-21 Adopted Budget	\$1,225,896	\$489,642	\$736,254	\$0	\$1,225,896
7001-WW North Plant	\$66,668	\$42,555	\$24,113	\$0	\$66,668

Change Information**Personnel**

COLA - 2.5%

Longevity - additional \$12 per year

Additional health care premiums

Additional Certification Pay

Operations

Supplies Category increased \$16,372

Approved Permanent Supplemental - Additional Chemicals - \$17,172

Services Category decreased \$9,172

Removed Prior Year Supplemental - Engineering Services Permit Renewal - \$15,000

Approved Permanent Supplemental - Aging Infrastructure Repairs - \$12,000

Maintenance Category increased - \$17,013

Approved One-Time Supplemental - Liftstation Roof - \$11,265

Approved Permanent Supplemental - Aging Infrastructure Repairs - \$25,000

WASTEWATER SOUTH PLANT

FY 20-21 BUDGET HIGHLIGHTS

Division	Change	Personnel	Operations	Capital Outlay	Total Changes
FY 19-20 Original Budget	\$372,587	\$99,419	\$273,168	\$0	\$372,587
FY 20-21 Adopted Budget	\$348,114	\$93,961	\$244,353	\$9,800	\$348,114
7002 - WW South Plant	(\$24,473)	(\$5,458)	(\$28,815)	\$9,800	(\$24,473)

Change Information

Personnel

- COLA - 2.5%
- Longevity - additional \$12 per year
- Additional health care premiums
- Additional Certification Pay

Operations

- Supplies Category decreased \$1,500
- Services Category decreased \$46,692
 - Approved Permanent Supplemental - Aging Infrastructure Repairs - \$19,071
 - Removed Prior Year Supplemental - Engineering Services - \$15,000
 - Removed Prior Year Supplemental - Stormwater Training - \$1,100
 - Removed Prior Year Supplemental - State Fees - \$48,125
- Repairs Category Increased \$300
- Maintenance Category increased \$19,077
 - Approved One-Time Supplemental - Liftstatin Blower - \$9,390
 - Approved Permanent Supplemental - Aging Infrastructure Repairs - \$11,610

Capital Outlay

- Machinery & Equipment increased \$9,800
 - Approved One-Time Supplemental - Skagg Mower - \$9,800

SEWER CONSTRUCTION

FY 20-21 BUDGET HIGHLIGHTS

Division	Change	Personnel	Operations	Capital Outlay	Total Changes
FY 19-20 Original Budget	\$838,340	\$409,626	\$366,329	\$62,385	\$838,340
FY 20-21 Adopted Budget	\$784,786	\$449,140	\$335,646	\$0	\$784,786
7003 - Sewer Construction	(\$53,554)	\$39,514	(\$30,683)	(\$62,385)	(\$53,554)

Change Information**Personnel**

COLA - 2.5%

Longevity - additional \$12 per year

Additional health care premiums

Additional Certification Pay

Operations

Supplies Category decreased \$12,872

Services Category decreased \$2,809

Repairs Category increased \$3,000

Maintenance Category decreased \$18,002

Capital Outlay Category

Machinery/Equipment decreased \$62,385

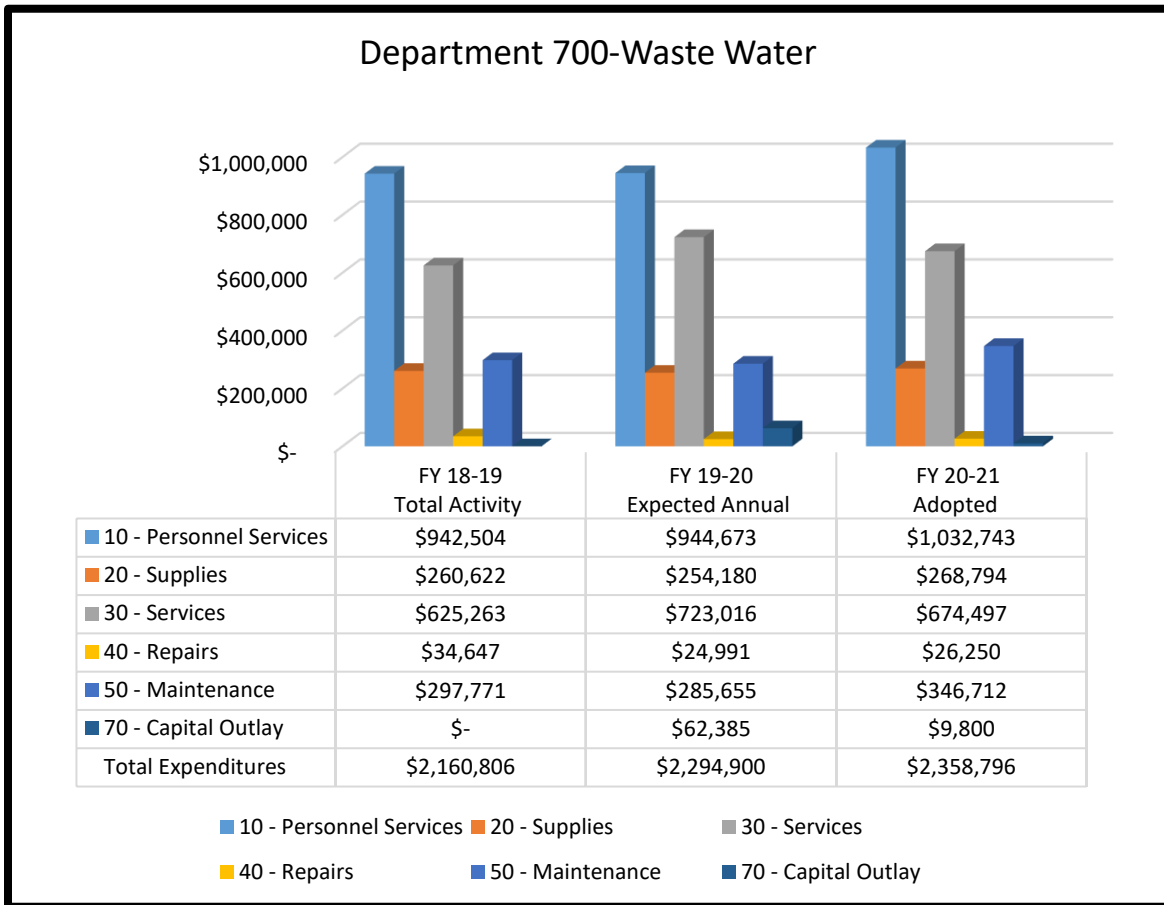
Removed Prior Year Supplemental - Sewer Cleaner - \$62,385

FY 20-21 POSITION SUMMARY

Division	AUTHORIZED POSITIONS				
	FY 16-17	FY 17-18	FY 18-19	FY 19-20	FY 20-21
7001-Wastewater North	9	8	8	8	8
7002-Wastewater South	2	2	2	2	2
7003-Sewer Construction	8	8	8	8	8
Total Positions	19	18	18	18	18
Full-Time	19	19	19	19	19
Part-Time	0	0	0	0	0
Total Positions	19	19	19	19	19

FY 20-21 Significant Changes: No Changes

FY 20-21 EXPENDITURES COMPARATIVE



Utility Funds

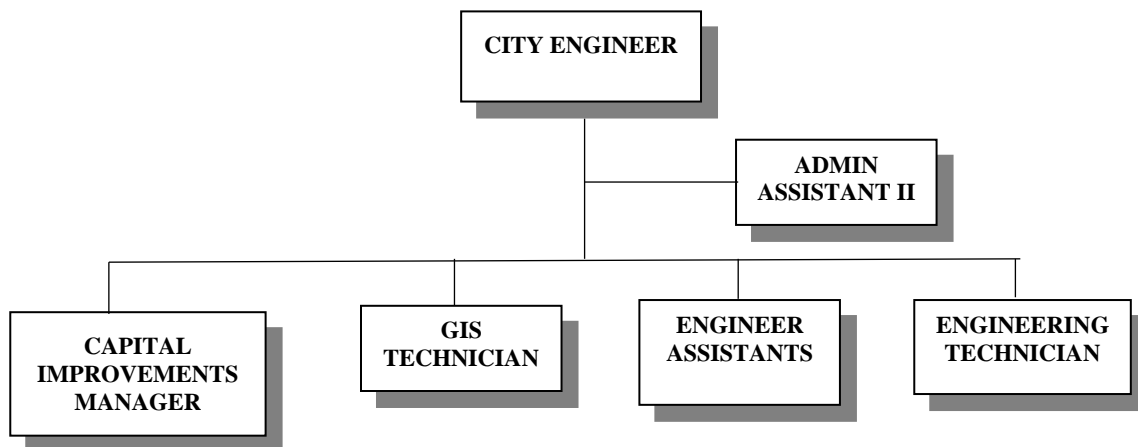
For Fiscal: 10/2019-09/2020 Period Ending: 09/30/2020

Divisio...	2018 Total Activity	2019 Total Activity	2020 Original Budget	2020 Total Budget (Amended)	2020 YTD Activity	Defined Budgets		2021 City Manager Proposed	2021 City Commission Adopted
						2020 Expected Annual			
Department : 700 - Waste Water AcctType: 4 - Revenue Division: 7000 - Waste Water 800 - Utility Services	3,543,468.28	3,800,783.43	4,227,300.00	4,227,300.00	3,861,415.82	4,092,000.00		4,375,500.00	4,375,500.00
Division: 7000 - Waste Water Total:	3,543,468.28	3,800,783.43	4,227,300.00	4,227,300.00	3,861,415.82	4,092,000.00		4,375,500.00	4,375,500.00
AcctType: 4 - Revenue Total:	3,543,468.28	3,800,783.43	4,227,300.00	4,227,300.00	3,861,415.82	4,092,000.00		4,375,500.00	4,375,500.00



Division	2018 Total Activity	2019 Total Activity	2020 Original Budget	2020 Total Budget (Amended)	2020 YTD Activity	Defined Budgets		
						2020 Expected Annual	2021 City Manager Proposed	2021 City Commission Adopted
Fund: 051 - UTILITY FUND								
Department : 700 - Waste Water								
AcctType: 5 - Expense								
Division: 7001 - North Plant								
10 - Personnel Services	425,569.78	464,473.92	447,087.00	454,427.08	438,790.07	448,157.08	489,642.00	489,642.00
20 - Supplies	196,818.88	199,029.42	191,308.00	221,912.34	200,065.71	192,737.00	207,680.00	207,680.00
30 - Services	379,272.16	374,713.41	400,481.00	372,495.04	322,856.15	387,064.71	391,309.00	391,309.00
40 - Repairs	8,736.69	3,787.33	6,000.00	16,240.62	10,441.84	9,240.62	6,000.00	6,000.00
50 - Maintenance	117,025.41	117,636.26	114,352.00	105,512.01	76,678.43	94,252.00	131,265.00	131,265.00
Division: 7001 - North Plant Total:	1,127,422.92	1,159,640.34	1,159,228.00	1,170,587.09	1,048,832.20	1,131,451.41	1,225,896.00	1,225,896.00
Division: 7002 - South Plant								
10 - Personnel Services	94,416.41	96,889.33	99,419.00	100,028.22	79,275.13	99,528.22	93,961.00	93,961.00
20 - Supplies	23,407.11	19,034.70	23,415.00	17,071.80	14,462.78	16,571.65	21,915.00	21,915.00
30 - Services	123,753.49	113,768.25	181,880.41	193,091.61	156,445.11	190,591.61	135,188.00	135,188.00
40 - Repairs	2,072.84	1,910.00	1,950.00	1,250.00	770.78	750.00	2,250.00	2,250.00
50 - Maintenance	137,264.25	80,164.64	65,923.00	77,255.00	59,592.72	64,954.00	85,000.00	85,000.00
70 - Capital Outlay	0.00	0.00	0.00	0.00	0.00	0.00	9,800.00	9,800.00
Division: 7002 - South Plant Total:	380,914.10	311,766.92	372,587.41	388,696.63	310,546.52	372,395.48	348,114.00	348,114.00
Division: 7003 - Sewer Construction								
10 - Personnel Services	383,570.61	381,140.58	409,626.00	397,487.70	316,996.89	396,987.70	449,140.00	449,140.00
20 - Supplies	51,783.56	42,557.48	52,071.00	40,871.00	28,849.53	44,871.00	39,199.00	39,199.00
30 - Services	153,467.59	136,781.40	150,809.00	166,009.00	133,178.57	145,360.00	148,000.00	148,000.00
40 - Repairs	14,414.48	28,949.57	15,000.00	16,800.00	15,099.37	15,000.00	18,000.00	18,000.00
50 - Maintenance	196,318.15	99,970.16	148,449.00	106,149.00	84,649.82	126,449.00	130,447.00	130,447.00
70 - Capital Outlay	0.00	0.00	62,385.00	62,385.00	62,385.00	62,385.00	0.00	0.00
Division: 7003 - Sewer Construction Total:	799,554.39	689,399.19	838,340.00	789,701.70	641,159.18	791,052.70	784,786.00	784,786.00
AcctType: 5 - Expense Total:	2,307,891.41	2,160,806.45	2,370,155.41	2,348,985.42	2,000,537.90	2,294,899.59	2,358,796.00	2,358,796.00
Department : 700 - Waste Water Total:	2,307,891.41	2,160,806.45	2,370,155.41	2,348,985.42	2,000,537.90	2,294,899.59	2,358,796.00	2,358,796.00
Total Revenues	0.00	0.00	0.00	0.00	0.00	0.00	0.00	0.00
Total Expenses	2,307,891.41	2,160,806.45	2,370,155.41	2,348,985.42	2,000,537.90	2,294,899.59	2,358,796.00	2,358,796.00
Fund: 051 - UTILITY FUND Total:	2,307,891.41	2,160,806.45	2,370,155.41	2,348,985.42	2,000,537.90	2,294,899.59	2,358,796.00	2,358,796.00
Report Total:	2,307,891.41	2,160,806.45	2,370,155.41	2,348,985.42	2,000,537.90	2,294,899.59	2,358,796.00	2,358,796.00

ENGINEERING



DESCRIPTION

The Engineering Department provides engineering services to major department functions through special projects, department engineering, construction technical support, utility design, plan design, plan review, project funding management, inter-agency relations and coordination, public safety and graphic information systems. The Department also incorporates a 5-year Capital Improvements Plan on future project for City Departments. Engineering applies for grants to aid in accomplishing projects and saving the taxpayers money and the ability to accomplish more projects per year.

DEPARTMENT ACCOMPLISHMENTS




For Fiscal Year 19-20

1. Reviewed over 30 development plans from the Planning Dept. to comply with City Ordinances.
2. Completed project for Water Well #23 Ground Storage Tank Replacement project. The Department saved the City approximately \$35,000 by providing engineering services and project management.
3. Completed project for Water Well #19 Ground Storage Tank Replacement Project. The Department saved the City approximately \$35,000 by providing engineering services and project management.
4. Completed project for South Wastewater Treatment Plant Clarifier Replacement Project. The Department saved the City approximately \$75,000 by providing engineering services and project management.
5. Applied for Safe Routes to Schools funding and was awarded approximately \$900,000.00. TXDOT will be submitting an agreement between the State and City on award and construction of the project in the summer of 2020. The City has no match required.

- Engineering services and project management will be provided by the department. This project is addressing pedestrian safety from a fatality in 2018 at an Elementary School.
6. Dog park improvements are in progress at Dick Kleberg Park. The parking lot, irrigation, landscaping and equipment remain to be completed. Engineering costs saved approximately \$50,000.
 7. Completed the design of ADA access to El Pastel Bakery. Engineering services provided will save approximately \$10,000.00
 8. Completed preliminary design of reroute from South WWTP to North WWTP. The project will be applying for approximately \$4,000,000.00 in DEAAG federal funds. The project will help to allow development on the southside of the City because the SWWTP is near its capacity.
 9. Completed design of 2019 Downtown Improvements – Kleberg Ave. The project successfully bid under the \$300,000.00 budget and allowed \$30,000.00 for additional work to be added to the project. The department saved the City approximately \$24,000.00. Project is under construction.
 10. Completed reviewing and recommending street improvements using data from Infrastructure Management Services IMS. The consultant was used to determine the best senecios to invest in street maintenance improvements and maximize the use of taxpayer’s monies.
 11. Completed the design of US Hwy 77 Utility Relocation Project. The department will save the City \$91,000 in Engineering Fees and \$325,000.00 by locating the existing utility easements and acquiring TXDOT compensation. Acquired a Real Estate Consultant to provide easement appraisals and received \$41,500.00 in compensation for City easements. Project is under construction.
 12. Completed the design of 2020 Downtown Improvements 7th St. The department saved the City approximately \$36,000.00 by providing engineering, surveying and construction administration services. GrantWorks assisted in the grant application and the City was awarded \$350,000.00 in State Funds for construction.
 13. Provided the Census Bureau with revised City Limit boundary for the 2020 Census.
 14. Completed the design of Miscellaneous Concrete and Drainage Improvements. The Department saved the City \$60,000.00 by providing engineering services and project management.
 15. Completed the cost estimate for preliminary design of TIRZ #1 Downtown Improvement along Kleberg Ave. between City Hall and the Kleberg County Courthouse. The Preliminary Cost estimate is approximately The City could save approximately \$700,000.00 by the department providing engineering services.
 16. Provided the Streets Department with elevations for street re-construction on approximately 1.5 miles of streets.
 17. Provided data and recommendations for crosswalks, yield and stop signs insuring pedestrian and traffic safety.
 18. Processed over 25 address requests for residents and businesses.
 19. Assisting the Parks Dept. with engineering services on the Texas Parks and Wildlife Department Grant.
 20. Managed the construction administration on the Manhole Rehab project for 18 manholes.

21. Applied for several Flood Infrastructure Fund through the Texas Water Development Board. These funds will help pay for several drainage infrastructure improvement projects defined in the Master Drainage Plan approved by City Commission.
22. Continue to assist residents with locating property corners at no cost.
23. Continue to provide light sweeps throughout the City and report lights not functioning to Utility provider.
24. The engineering noted above on projects noted above when added would show that the Engineering Department is self-sufficient.

GOALS & OBJECTIVES

Goals & Objectives	City Commission Vision
<p>Goal: Design and project management of more in-house projects to lower consultant fees.</p> <p>Objective: In-house design of downtown improvements along Kleberg along 7th & 8th St, Safety Routes to Schools if awarded, City wide sewer improvements.</p>	 Superior City Services
<p>Goal: Implement a high standard of sanitation services so that customers take pride in the city image.</p> <p>Objective: Provide an avenue to continue sanitation public services and alternatives based on individual demand.</p>	 Superior City Services
<p>Goal: Implement a high standard of street construction where customers take pride in the City streets.</p> <p>Objective: Increase the number of streets fixed through the City.</p>	 Reliable & Dependable Infrastructure

FY 20-21 BUDGET HIGHLIGHTS

Division	Change	Personnel	Operations	Capital Outlay	Total Changes
FY 19-20 Original Budget	\$250,257	\$183,656	\$49,101	\$17,500	\$250,257
FY 20-21 Adopted Budget	\$553,347	\$510,308	\$43,039	\$0	\$553,347
8000 - Engineering	\$303,090	\$326,652	(\$6,062)	(\$17,500)	\$303,090

Change Description**Personnel**

The Public Works & Engineering Departments are now budgeted separately. Public Works Admin is budgeted in General Fund - Division 3000. Engineering is budgeted in Utility Fund - Division 8000.

All employees in Division 3000 and 8000 are budgeted in Division 8000 at 100%. General Fund will transfer to the Utility Fund 50% of the employee costs.

The Capital Improvements Manager and Engineering Assistant has been moved from Division 8201 to Division 8000. The transfer from General Fund will include payroll costs of these two employees as well.

Operations

Supplies Category increased \$436

Approved Permanent Supplemental - Canon Ink Cartridges - \$500

Services Category decreased \$7,143

Leases Category increased \$645

Capital Outlay

Vehicle Category decreased \$17,500

Removed Prior Year Supplemental - 50% Vehicle Cost - \$17,500

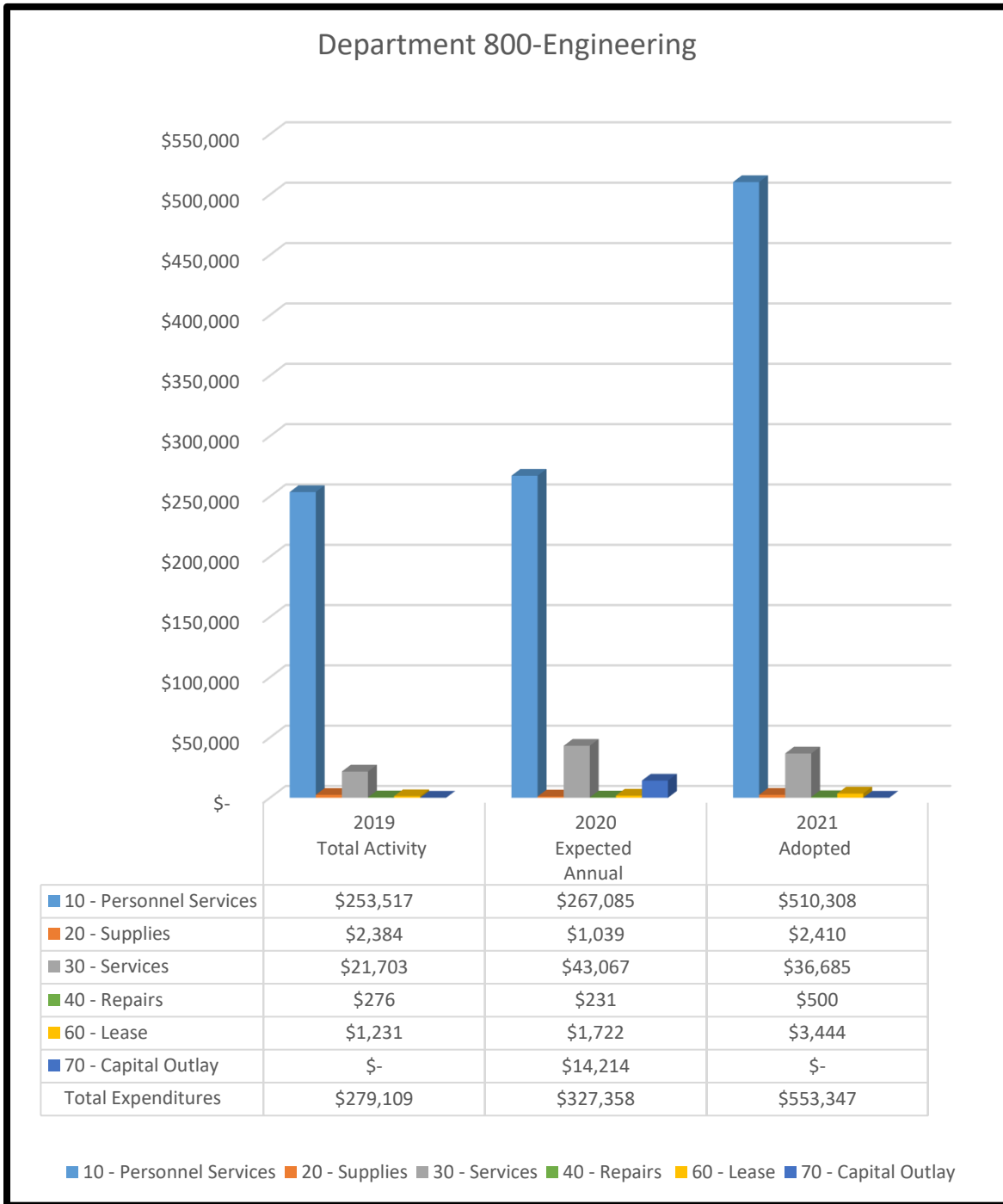
FY 20-21 POSITION SUMMARY

Division	AUTHORIZED POSITIONS				
	FY 16-17	FY 17-18	FY 18-19	FY 19-20	FY 20-21
8000-Engineering	3.5	3.5	3.5	4	8
8201-Capital Improvements	1	1	1	1	0
Total Positions	4.5	4.5	4.5	5	8
Full-Time	3	3	3	3.5	6
Part-Time	1.5	1.5	1.5	1.5	2
Total Positions	4.5	4.5	4.5	5	8

FY 20-21 Significant Changes:

This division is a split division between General Fund-3000 and Utility Fund-8000. The numbers above represent the number of employees that are split 50-50 through FY 19-20. In FY 20-21, all employees were moved to the Utility Fund so that the employees would not have to be split in the payroll system and General Fund is setup to transfer it's share of the employee costs to the Utility Fund. In FY 20-21, Division 8201 was combined with Division 8000 to consolidate divisions.

FY 20-21 EXPENDITURES COMPARATIVE



Utility Funds

For Fiscal: 10/2019-09/2020 Period Ending: 09/30/2020

Divisio...	2018 Total Activity	2019 Total Activity	2020 Original Budget	2020 Total Budget (Amended)	2020 YTD Activity	Defined Budgets		2021 City Manager Proposed	2021 City Commission Adopted
						2020 Expected Annual			
Department : 800 - Engineering									
AcctType: 5 - Expense									
Division: 8000 - Engineering									
10 - Personnel Services	168,185.51	200,795.43	183,656.00	185,345.00	172,854.72	203,803.00	510,308.00	510,308.00	
20 - Supplies	10,150.37	2,383.89	1,974.00	1,038.07	921.03	1,038.66	2,410.00	2,410.00	
30 - Services	18,674.94	20,657.62	43,828.00	41,737.41	37,006.05	41,731.41	36,685.00	36,685.00	
40 - Repairs	694.99	275.61	500.00	231.42	98.85	231.42	500.00	500.00	
60 - Leases	577.20	1,230.52	2,799.00	1,722.00	1,714.93	1,722.00	3,444.00	3,444.00	
70 - Capital Outlay	0.00	0.00	17,500.00	14,479.44	14,213.44	14,214.00	0.00	0.00	
85 - Department Reductions	0.00	0.00	0.00	7,101.66	0.00	0.00	0.00	0.00	
Division: 8000 - Engineering Total:	198,283.01	225,343.07	250,257.00	251,655.00	226,809.02	262,740.49	553,347.00	553,347.00	
AcctType: 5 - Expense Total:	198,283.01	225,343.07	250,257.00	251,655.00	226,809.02	262,740.49	553,347.00	553,347.00	
Department : 800 - Engineering Total:	198,283.01	225,343.07	250,257.00	251,655.00	226,809.02	262,740.49	553,347.00	553,347.00	

FACILITIES MAINTENANCE – UF

The Facilities Maintenance Department is split funded between the General Fund and the Utility Fund. All employees are budgeted in this division and General Fund transfers over 50% of the employee costs.

FY 20-21 BUDGET HIGHLIGHTS

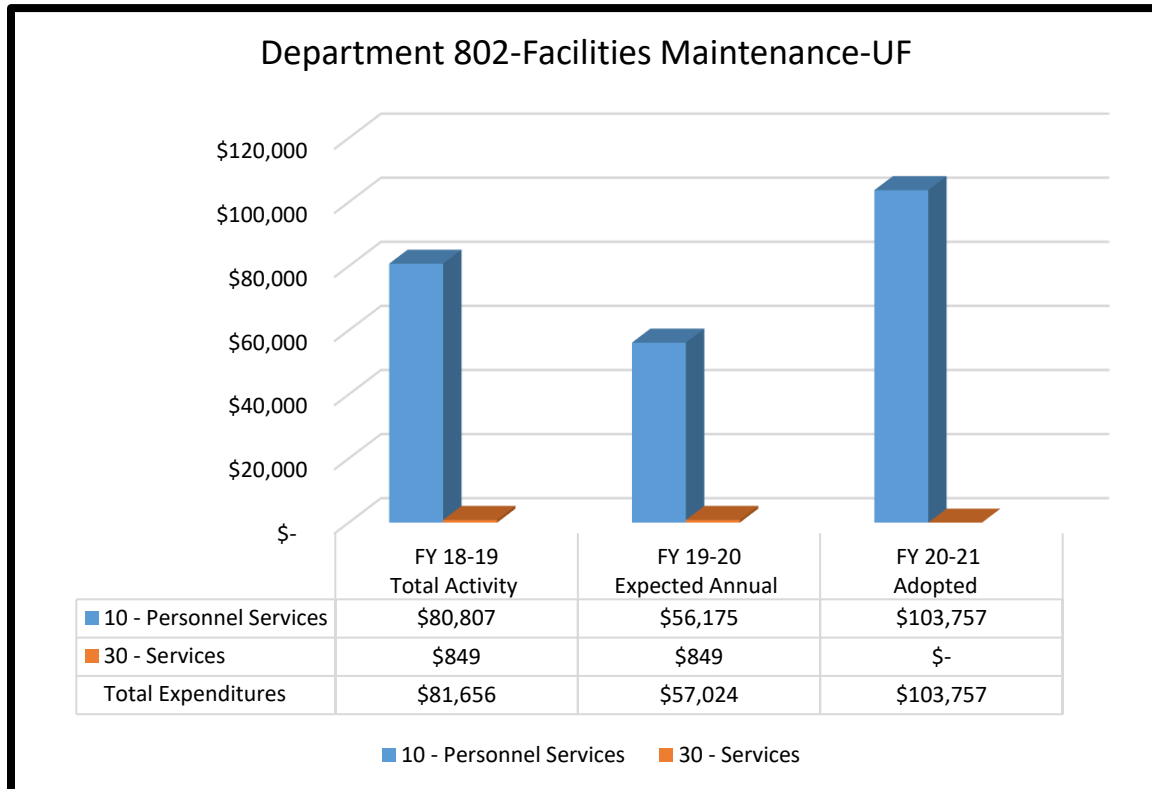
Division	Change	Personnel	Operations	Capital Outlay	Total Changes
FY 19-20 Original Budget	\$61,602	\$60,753	\$849	\$0	\$61,602
FY 20-21 Adopted Budget	\$103,757	\$103,757	\$0	\$0	\$103,757
8020 - Facilities Maint UF	\$42,155	\$43,004	(\$849)	\$0	\$42,155

Change Description

Two Equipment Operators were transferred back to Code Compliance

FY 19-20 only had 50% of the payroll costs recorded in this division. In FY 20-21 all employees payroll costs will be recorded in Utility Fund division 8020 and General Fund will transfer to the Utility Fund 50% of the payroll costs.

FY 20-21 EXPENDITURES COMPARATIVE



Utility Funds

For Fiscal: 10/2019-09/2020 Period Ending: 09/30/2020

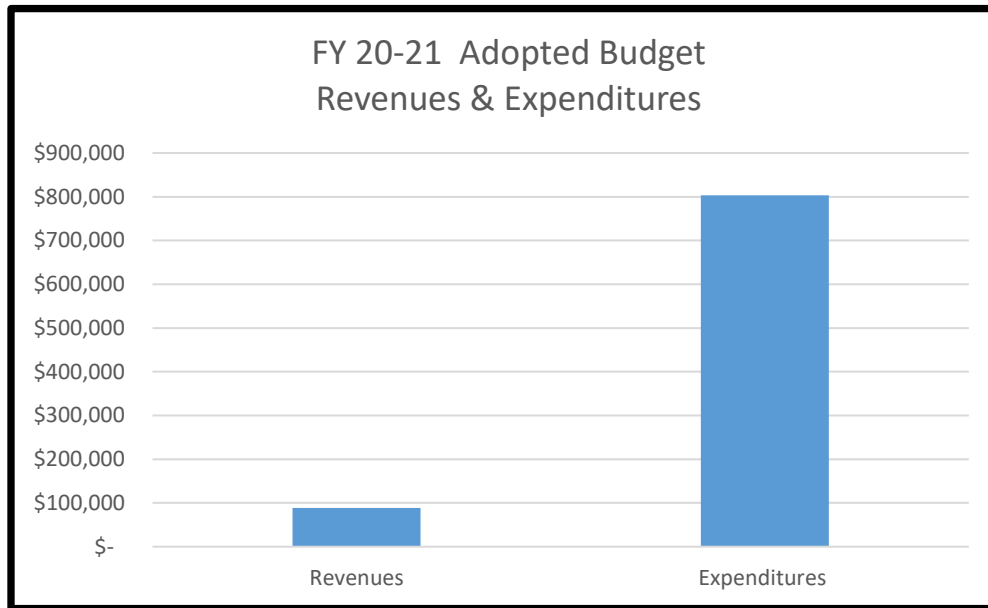
Divisio...	2018 Total Activity	2019 Total Activity	2020 Original Budget	2020 Total Budget (Amended)	Defined Budgets		2021 City Manager Proposed	2021 City Commission Adopted
					2020 YTD Activity	2020 Expected Annual		
Department : 802 - Facilities Maintenance-UF								
AcctType: 5 - Expense								
Division: 8020 - Facilities Maintenance-UF								
10 - Personnel Services	67,013.11	80,807.18	60,753.00	56,175.00	45,023.30	56,175.00	103,757.00	103,757.00
30 - Services	557.56	848.95	849.00	849.00	555.00	849.00	0.00	0.00
Division: 8020 - Facilities Maintenance-UF Total:	67,570.67	81,656.13	61,602.00	57,024.00	45,578.30	57,024.00	103,757.00	103,757.00
AcctType: 5 - Expense Total:	67,570.67	81,656.13	61,602.00	57,024.00	45,578.30	57,024.00	103,757.00	103,757.00
Department : 802 - Facilities Maintenance-UF Total:	67,570.67	81,656.13	61,602.00	57,024.00	45,578.30	57,024.00	103,757.00	103,757.00

Utility Funds

For Fiscal: 10/2019-09/2020 Period Ending: 09/30/2020

Divisio...	2018 Total Activity	2019 Total Activity	2020 Original Budget	2020 Total Budget (Amended)	2020 YTD Activity	Defined Budgets		2021 City Manager Proposed	2021 City Commission Adopted
						2020 Expected Annual			
Department : 820 - Public Works-Capital Improvements									
AcctType: 5 - Expense									
Division: 8201 - Public Works-Capital Improvements									
10 - Personnel Services	55,396.51	52,721.51	46,704.00	63,282.00	60,714.32	63,282.00		0.00	0.00
30 - Services	557.56	1,044.90	1,045.00	1,336.00	1,096.91	1,336.00		0.00	0.00
Division: 8201 - Public Works-Capital Improvements Total:	55,954.07	53,766.41	47,749.00	64,618.00	61,811.23	64,618.00		0.00	0.00
AcctType: 5 - Expense Total:	55,954.07	53,766.41	47,749.00	64,618.00	61,811.23	64,618.00		0.00	0.00
Department : 820 - Public Works-Capital Improvements Total:	55,954.07	53,766.41	47,749.00	64,618.00	61,811.23	64,618.00		0.00	0.00
Fund: 051 - UTILITY FUND Surplus (Deficit):	-77,690.19	-1,151,919.72	357,332.59	290,400.59	1,568,968.99	397,307.52		-267,003.23	-267,003.23
Report Surplus (Deficit):	-77,690.19	-1,151,919.72	357,332.59	290,400.59	1,568,968.99	397,307.52		-267,003.23	-267,003.23

FUND 054 – UF CAPITAL PROJECTS FUND SUMMARY



	FY 20-21 Adopted Budget
Revenues	\$ 88,763
Expenditures	803,399
Net Revenues over (under) Expenditures	<u>\$ (714,636)</u>

Fund Balance

Beginning Fund Balance - (Unaudited)		\$ 736,018
Budgeted Revenues	\$ 1,200	88,763
Budgeted Transfers In	<u>87,563</u>	
Total Budgeted Revenues		88,763
Budgeted Expenditures	\$ 800,563	
Budgeted Transfers Out	<u>2,836</u>	
Total Budgeted Expenditures		<u>803,399</u>
Estimated Ending Fund Balance 09/30/21		<u>\$ 21,382</u>



City of Kingsville, TX

Utility Funds Group Summary

For Fiscal: 10/2019-09/2020 Period Ending: 09/30/2020

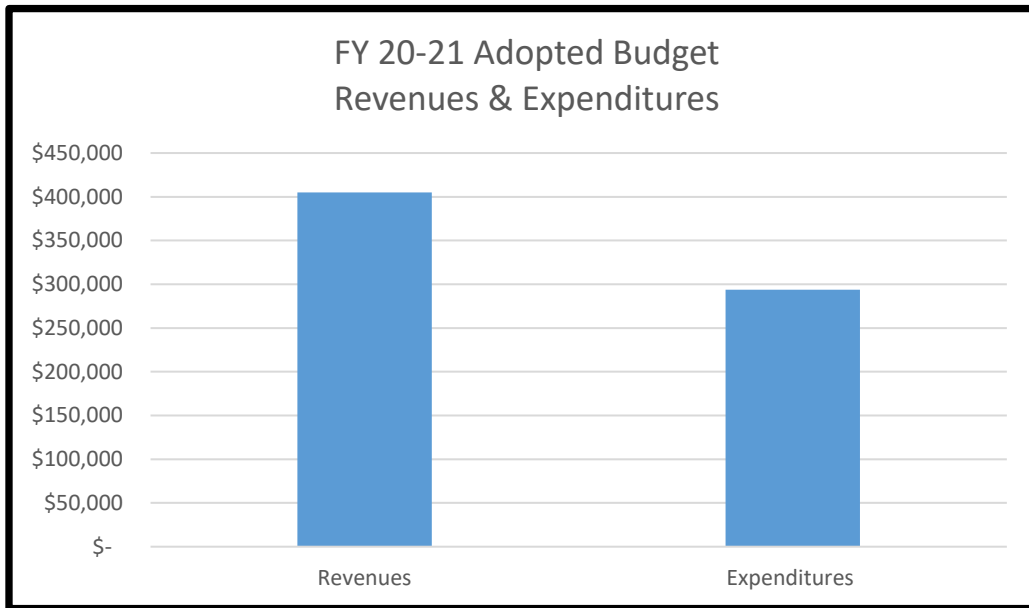
Division	2018 Total Activity	2019 Total Activity	2020 Original Budget	2020 Total Budget (Amended)	2020 YTD Activity	Defined Budgets		2021 City Manager Proposed	2021 City Commission Adopted
						2020 Expected Annual			
Fund: 054 - UF CAPITAL PROJECTS									
Department : 000 - Non-Departmental									
AcctType: 4 - Revenue									
Division: 0000 - Non-Departmental									
750 - Transfers	515,580.00	1,396,000.00	95,430.00	119,362.00	119,362.00	119,362.00	87,563.00	87,563.00	
900 - Interest & Other	7,690.15	3,552.07	3,000.00	3,000.00	1,598.67	1,650.00	1,200.00	1,200.00	
Division: 0000 - Non-Departmental Total:	523,270.15	1,399,552.07	98,430.00	122,362.00	120,960.67	121,012.00	88,763.00	88,763.00	
AcctType: 4 - Revenue Total:	523,270.15	1,399,552.07	98,430.00	122,362.00	120,960.67	121,012.00	88,763.00	88,763.00	
Department : 000 - Non-Departmental Total:	523,270.15	1,399,552.07	98,430.00	122,362.00	120,960.67	121,012.00	88,763.00	88,763.00	
Department : 600 - Water									
AcctType: 5 - Expense									
Division: 6001 - Water Construction									
50 - Maintenance	0.00	53,510.72	0.00	0.00	0.00	0.00	0.00	0.00	0.00
70 - Capital Outlay	0.00	0.00	600,000.00	623,932.00	613,149.00	12,000.00	588,000.00	588,000.00	
Division: 6001 - Water Construction Total:	0.00	53,510.72	600,000.00	623,932.00	613,149.00	12,000.00	588,000.00	588,000.00	
Division: 6002 - Water Production									
50 - Maintenance	1,549.60	31,762.50	125,000.00	125,000.00	125,000.00	125,000.00	0.00	0.00	
70 - Capital Outlay	0.00	0.00	177,300.00	189,500.00	189,500.00	189,500.00	125,000.00	125,000.00	
Division: 6002 - Water Production Total:	1,549.60	31,762.50	302,300.00	314,500.00	314,500.00	314,500.00	125,000.00	125,000.00	
AcctType: 5 - Expense Total:	1,549.60	85,273.22	902,300.00	938,432.00	927,649.00	326,500.00	713,000.00	713,000.00	
Department : 600 - Water Total:	1,549.60	85,273.22	902,300.00	938,432.00	927,649.00	326,500.00	713,000.00	713,000.00	
Department : 620 - Utility Billing									
AcctType: 5 - Expense									
Division: 6202 - Meter Readers									
20 - Supplies	97,858.16	104,109.20	60,000.00	60,000.00	57,397.50	60,000.00	0.00	0.00	
Division: 6202 - Meter Readers Total:	97,858.16	104,109.20	60,000.00	60,000.00	57,397.50	60,000.00	0.00	0.00	
AcctType: 5 - Expense Total:	97,858.16	104,109.20	60,000.00	60,000.00	57,397.50	60,000.00	0.00	0.00	
Department : 620 - Utility Billing Total:	97,858.16	104,109.20	60,000.00	60,000.00	57,397.50	60,000.00	0.00	0.00	

Utility Funds

For Fiscal: 10/2019-09/2020 Period Ending: 09/30/2020

Division	2018 Total Activity	2019 Total Activity	2020 Original Budget	2020 Total Budget (Amended)	2020 YTD Activity	Defined Budgets		2021 City Manager Proposed	2021 City Commission Adopted
						2020 Expected Annual			
Department : 690 - Fund Expense/Transfer									
AcctType: 5 - Expense									
Division: 6900 - Fund Expense/Transfer									
80 - Transfers Out	588,895.60	1,207,236.27	0.00	0.00	0.00	0.00		2,836.20	2,836.20
Division: 6900 - Fund Expense/Transfer Total:	588,895.60	1,207,236.27	0.00	0.00	0.00	0.00		2,836.20	2,836.20
AcctType: 5 - Expense Total:	588,895.60	1,207,236.27	0.00	0.00	0.00	0.00		2,836.20	2,836.20
Department : 690 - Fund Expense/Transfer Total:	588,895.60	1,207,236.27	0.00	0.00	0.00	0.00		2,836.20	2,836.20
Department : 700 - Waste Water									
AcctType: 4 - Revenue									
Division: 7002 - South Plant									
900 - Interest & Other	0.00	0.00	600,000.00	600,000.00	536,000.00	536,000.00		0.00	0.00
Division: 7002 - South Plant Total:	0.00	0.00	600,000.00	600,000.00	536,000.00	536,000.00		0.00	0.00
AcctType: 4 - Revenue Total:	0.00	0.00	600,000.00	600,000.00	536,000.00	536,000.00		0.00	0.00
AcctType: 5 - Expense									
Division: 7002 - South Plant									
60 - Leases	0.00	0.00	95,430.00	65,230.00	0.00	0.00		87,563.00	87,563.00
70 - Capital Outlay	0.00	0.00	796,746.00	814,746.00	570,000.00	814,746.00		0.00	0.00
Division: 7002 - South Plant Total:	0.00	0.00	892,176.00	879,976.00	570,000.00	814,746.00		87,563.00	87,563.00
AcctType: 5 - Expense Total:	0.00	0.00	892,176.00	879,976.00	570,000.00	814,746.00		87,563.00	87,563.00
Department : 700 - Waste Water Surplus (Deficit):	0.00	0.00	-292,176.00	-279,976.00	-34,000.00	-278,746.00		-87,563.00	-87,563.00
Total Revenues	523,270.15	1,399,552.07	698,430.00	722,362.00	656,960.67	657,012.00		88,763.00	88,763.00
Total Expenses	688,303.36	1,396,618.69	1,854,476.00	1,878,408.00	1,555,046.50	1,201,246.00		803,399.20	803,399.20
Fund: 054 - UF CAPITAL PROJECTS Surplus (Deficit):	-165,033.21	2,933.38	-1,156,046.00	-1,156,046.00	-898,085.83	-544,234.00		-714,636.20	-714,636.20
Report Surplus (Deficit):	-165,033.21	2,933.38	-1,156,046.00	-1,156,046.00	-898,085.83	-544,234.00		-714,636.20	-714,636.20

FUND 055 – UF STORM WATER DRAINAGE CAP PROJECTS FUND SUMMARY



	FY 20-21 Adopted Budget
Revenues	\$ 405,000
Expenditures	293,900
Net Revenues over (under) Expenditures	\$ 111,100

Fund Balance

Beginning Fund Balance - (Unaudited)		\$ 247,261
Budgeted Revenues		405,000
Budgeted Expenditures	\$ 1,100	
Budgeted Transfers Out	292,800	
Total Budgeted Expenditures		293,900
Estimated Ending Fund Balance 09/30/21		\$ 358,361



City of Kingsville, TX

Utility Funds Group Summary

For Fiscal: 10/2019-09/2020 Period Ending: 09/30/2020

Division	2018 Total Activity	2019 Total Activity	2020 Original Budget	2020 Total Budget (Amended)	2020 YTD Activity	Defined Budgets		
						2020 Expected Annual	2021 City Manager Proposed	2021 City Commission Adopted
Fund: 055 - STORMWATER DRAIN CAP PROJ								
Department : 000 - Non-Departmental								
AcctType: 4 - Revenue								
Division: 0000 - Non-Departmental								
900 - Interest & Other	0.00	1.25	0.00	0.00	0.00	0.00	0.00	0.00
Division: 0000 - Non-Departmental Total:	0.00	1.25	0.00	0.00	0.00	0.00	0.00	0.00
AcctType: 4 - Revenue Total:	0.00	1.25	0.00	0.00	0.00	0.00	0.00	0.00
Department : 000 - Non-Departmental Total:	0.00	1.25	0.00	0.00	0.00	0.00	0.00	0.00
Department : 690 - Fund Expense/Transfer								
AcctType: 5 - Expense								
Division: 6900 - Fund Expense/Transfer								
80 - Transfers Out	389,320.00	290,450.00	291,800.00	291,800.00	291,800.00	291,800.00	292,800.00	292,800.00
Division: 6900 - Fund Expense/Transfer Total:	389,320.00	290,450.00	291,800.00	291,800.00	291,800.00	291,800.00	292,800.00	292,800.00
AcctType: 5 - Expense Total:	389,320.00	290,450.00	291,800.00	291,800.00	291,800.00	291,800.00	292,800.00	292,800.00
Department : 690 - Fund Expense/Transfer Total:	389,320.00	290,450.00	291,800.00	291,800.00	291,800.00	291,800.00	292,800.00	292,800.00
Department : 860 - Stormwater								
AcctType: 4 - Revenue								
Division: 8600 - Stormwater								
800 - Utility Services	330,649.46	390,798.96	405,000.00	405,000.00	390,384.32	402,000.00	405,000.00	405,000.00
Division: 8600 - Stormwater Total:	330,649.46	390,798.96	405,000.00	405,000.00	390,384.32	402,000.00	405,000.00	405,000.00
AcctType: 4 - Revenue Total:	330,649.46	390,798.96	405,000.00	405,000.00	390,384.32	402,000.00	405,000.00	405,000.00

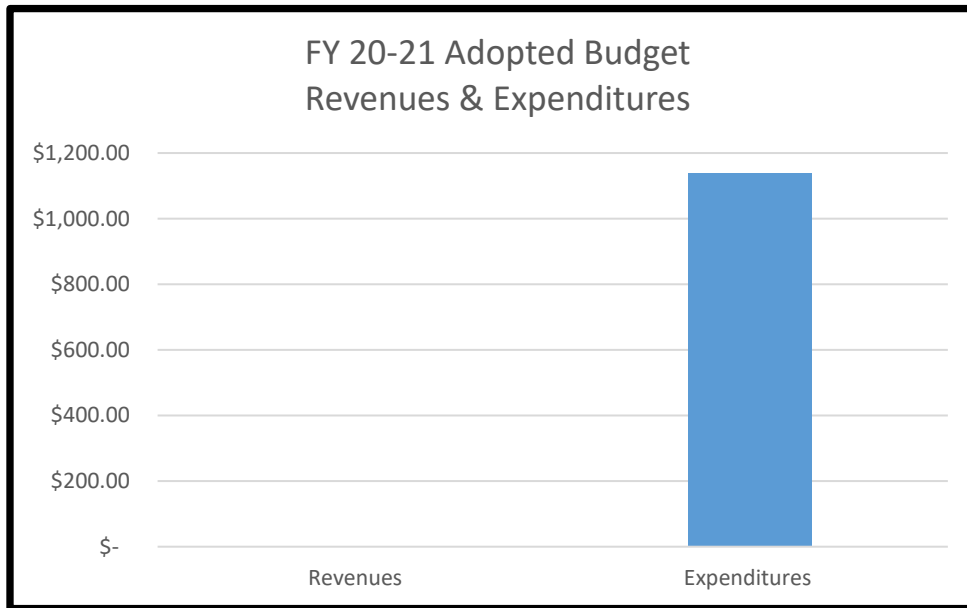
Utility Funds

For Fiscal: 10/2019-09/2020 Period Ending: 09/30/2020

Division	2018 Total Activity	2019 Total Activity	2020 Original Budget	2020 Total Budget (Amended)	2020 YTD Activity	Defined Budgets		
						2020 Expected Annual	2021 City Manager Proposed	2021 City Commission Adopted
AcctType: 5 - Expense								
Division: 8600 - Stormwater								
95 - Prior Yr Adjustments	327.13	859.77	1,100.00	1,100.00	0.00	1,100.00	1,100.00	1,100.00
Division: 8600 - Stormwater Total:	327.13	859.77	1,100.00	1,100.00	0.00	1,100.00	1,100.00	1,100.00
AcctType: 5 - Expense Total:	327.13	859.77	1,100.00	1,100.00	0.00	1,100.00	1,100.00	1,100.00
Department : 860 - Stormwater Surplus (Deficit):	330,322.33	389,939.19	403,900.00	403,900.00	390,384.32	400,900.00	403,900.00	403,900.00
Total Revenues	330,649.46	390,800.21	405,000.00	405,000.00	390,384.32	402,000.00	405,000.00	405,000.00
Total Expenses	389,647.13	291,309.77	292,900.00	292,900.00	291,800.00	292,900.00	293,900.00	293,900.00
Fund: 055 - STORMWATER DRAIN CAP PROJ Surplus (Deficit):	-58,997.67	99,490.44	112,100.00	112,100.00	98,584.32	109,100.00	111,100.00	111,100.00
Report Surplus (Deficit):	-58,997.67	99,490.44	112,100.00	112,100.00	98,584.32	109,100.00	111,100.00	111,100.00

FUND 062 – CO SERIES 2005

FUND SUMMARY



	FY 20-21 Adopted Budget
Revenues	\$ 0
Expenditures	1,138
Net Revenues over (under) Expenditures	<u>\$ (1,138)</u>
 <u>Fund Balance</u>	
Beginning Fund Balance - (Unaudited)	\$ 1,138
Budgeted Revenues	0
Budgeted Expenditures - Transfers Out	1,138
Estimated Ending Fund Balance 09/30/21	<u>\$ 0</u>



City of Kingsville, TX

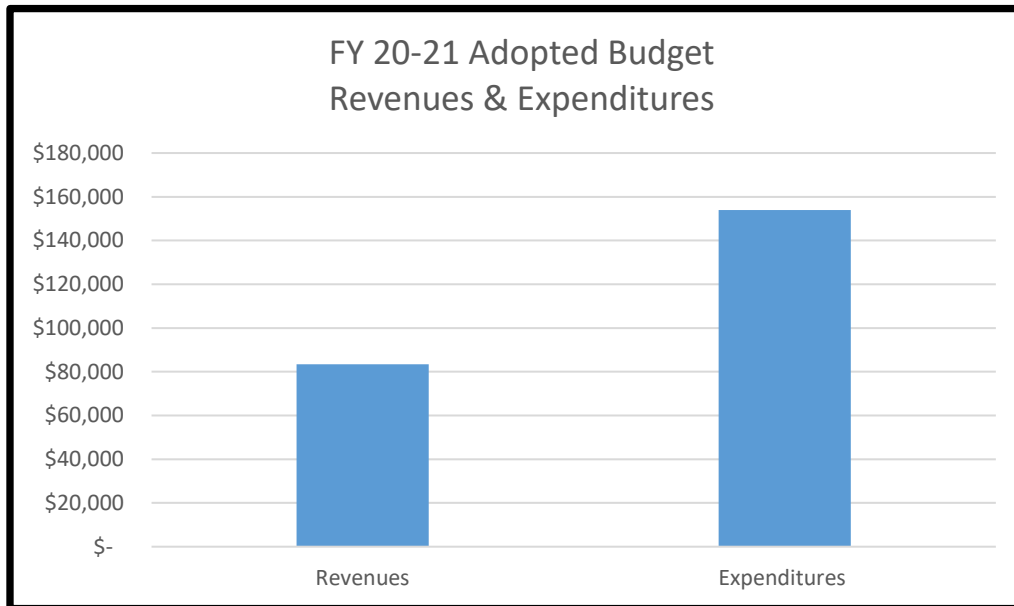
Utility Funds Group Summary

For Fiscal: 10/2019-09/2020 Period Ending: 09/30/2020

Divisio...	2018 Total Activity	2019 Total Activity	2020 Original Budget	2020 Total Budget (Amended)	2020 YTD Activity	Defined Budgets		2021 City Manager Proposed	2021 City Commission Adopted
						2020 Expected Annual			
Fund: 062 - CO SERIES 2005 - UTILITY									
Department : 000 - Non-Departmental									
AcctType: 4 - Revenue									
Division: 0000 - Non-Departmental									
900 - Interest & Other	895.15	1,245.29	1,000.00	1,000.00	608.59	650.00	0.00	0.00	
Division: 0000 - Non-Departmental Total:	895.15	1,245.29	1,000.00	1,000.00	608.59	650.00	0.00	0.00	
AcctType: 4 - Revenue Total:	895.15	1,245.29	1,000.00	1,000.00	608.59	650.00	0.00	0.00	
Department : 000 - Non-Departmental Total:	895.15	1,245.29	1,000.00	1,000.00	608.59	650.00	0.00	0.00	
Department : 690 - Fund Expense/Transfer									
AcctType: 5 - Expense									
Division: 6900 - Fund Expense/Transfer									
80 - Transfers Out	0.00	0.00	0.00	0.00	0.00	0.00	1,137.58	1,137.58	
Division: 6900 - Fund Expense/Transfer Total:	0.00	0.00	0.00	0.00	0.00	0.00	1,137.58	1,137.58	
AcctType: 5 - Expense Total:	0.00	0.00	0.00	0.00	0.00	0.00	1,137.58	1,137.58	
Department : 690 - Fund Expense/Transfer Total:	0.00	0.00	0.00	0.00	0.00	0.00	1,137.58	1,137.58	
Department : 700 - Waste Water									
AcctType: 5 - Expense									
Division: 7003 - Sewer Construction									
50 - Maintenance	0.00	0.00	50,500.00	50,500.00	0.00	50,500.00	0.00	0.00	
Division: 7003 - Sewer Construction Total:	0.00	0.00	50,500.00	50,500.00	0.00	50,500.00	0.00	0.00	
AcctType: 5 - Expense Total:	0.00	0.00	50,500.00	50,500.00	0.00	50,500.00	0.00	0.00	
Department : 700 - Waste Water Total:	0.00	0.00	50,500.00	50,500.00	0.00	50,500.00	0.00	0.00	
Fund: 062 - CO SERIES 2005 - UTILITY Surplus (Deficit):	895.15	1,245.29	-49,500.00	-49,500.00	608.59	-49,850.00	-1,137.58	-1,137.58	
Report Surplus (Deficit):	895.15	1,245.29	-49,500.00	-49,500.00	608.59	-49,850.00	-1,137.58	-1,137.58	

FUND 066 – CO SERIES 2011

FUND SUMMARY



	FY 20-21 Adopted Budget
Revenues	\$ 83,480
Expenditures	154,000
Net Revenues over (under) Expenditures	\$ (70,520)

Fund Balance

Beginning Fund Balance - (Unaudited)		\$ 70,520
Budgeted Revenues	\$ 575	
Budgeted Transfers In	82,905	
Total Budgeted Revenues		83,480
Budgeted Expenditures		154,000
Estimated Ending Fund Balance 09/30/21		\$ 0



City of Kingsville, TX

Utility Funds Group Summary

For Fiscal: 10/2019-09/2020 Period Ending: 09/30/2020

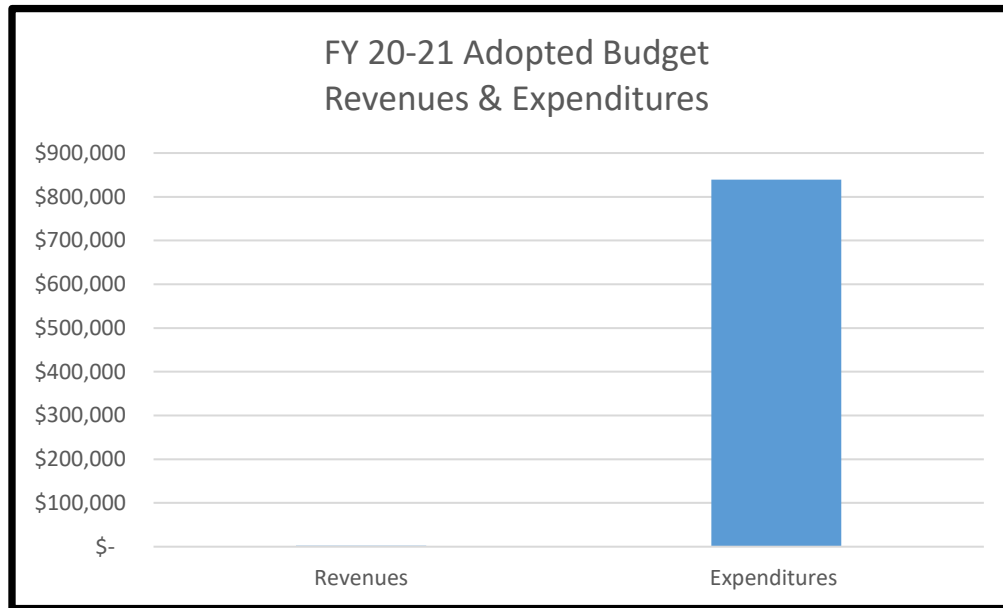
Divisio...	2018 Total Activity	2019 Total Activity	2020 Original Budget	2020 Total Budget (Amended)	2020 YTD Activity	Defined Budgets		2021 City Manager Proposed	2021 City Commission Adopted
						2020 Expected Annual			
Fund: 066 - CO SERIES 2011- UTILITY									
Department : 000 - Non-Departmental									
AcctType: 4 - Revenue									
Division: 0000 - Non-Departmental									
750 - Transfers	0.00	0.00	0.00	0.00	0.00	0.00		82,905.01	82,905.01
900 - Interest & Other	3,540.30	5,376.80	5,000.00	5,000.00	961.94	1,050.00		575.00	575.00
Division: 0000 - Non-Departmental Total:	3,540.30	5,376.80	5,000.00	5,000.00	961.94	1,050.00		83,480.01	83,480.01
AcctType: 4 - Revenue Total:	3,540.30	5,376.80	5,000.00	5,000.00	961.94	1,050.00		83,480.01	83,480.01
Department : 000 - Non-Departmental Total:	3,540.30	5,376.80	5,000.00	5,000.00	961.94	1,050.00		83,480.01	83,480.01
Department : 600 - Water									
AcctType: 5 - Expense									
Division: 6002 - Water Production									
30 - Services	0.00	119,544.00	0.00	0.00	0.00	0.00		0.00	0.00
50 - Maintenance	0.00	112,147.00	0.00	0.00	0.00	0.00		0.00	0.00
Division: 6002 - Water Production Total:	0.00	231,691.00	0.00	0.00	0.00	0.00		0.00	0.00
AcctType: 5 - Expense Total:	0.00	231,691.00	0.00	0.00	0.00	0.00		0.00	0.00
Department : 600 - Water Total:	0.00	231,691.00	0.00	0.00	0.00	0.00		0.00	0.00
Department : 690 - Fund Expense/Transfer									
AcctType: 5 - Expense									
Division: 6900 - Fund Expense/Transfer									
80 - Transfers Out	94,480.62	0.00	0.00	0.00	0.00	0.00		0.00	0.00
Division: 6900 - Fund Expense/Transfer Total:	94,480.62	0.00	0.00	0.00	0.00	0.00		0.00	0.00
AcctType: 5 - Expense Total:	94,480.62	0.00	0.00	0.00	0.00	0.00		0.00	0.00
Department : 690 - Fund Expense/Transfer Total:	94,480.62	0.00	0.00	0.00	0.00	0.00		0.00	0.00

Utility Funds

For Fiscal: 10/2019-09/2020 Period Ending: 09/30/2020

Divisio...	2018 Total Activity	2019 Total Activity	2020 Original Budget	2020 Total Budget (Amended)	2020 YTD Activity	Defined Budgets		2021 City Manager Proposed	2021 City Commission Adopted
						2020 Expected Annual			
Department : 700 - Waste Water									
AcctType: 5 - Expense									
Division: 7003 - Sewer Construction									
70 - Capital Outlay	0.00	0.00	0.00	0.00	0.00	0.00	154,000.00	154,000.00	
Division: 7003 - Sewer Construction Total:	0.00	0.00	0.00	0.00	0.00	0.00	154,000.00	154,000.00	
AcctType: 5 - Expense Total:	0.00	0.00	0.00	0.00	0.00	0.00	154,000.00	154,000.00	
Department : 700 - Waste Water Total:	0.00	0.00	0.00	0.00	0.00	0.00	154,000.00	154,000.00	
Fund: 066 - CO SERIES 2011- UTILITY Surplus (Deficit):	-90,940.32	-226,314.20	5,000.00	5,000.00	961.94	1,050.00	-70,519.99	-70,519.99	
Report Surplus (Deficit):	-90,940.32	-226,314.20	5,000.00	5,000.00	961.94	1,050.00	-70,519.99	-70,519.99	

FUND 068 – CO SERIES 2013 - DRAINAGE FUND SUMMARY



	FY 20-21 Adopted Budget
Revenues	\$ 2,000
Expenditures	839,200
Net Revenues over (under) Expenditures	<u>\$ (837,200)</u>
 Fund Balance	
Beginning Fund Balance - (Unaudited)	\$ 1,912,040
Budgeted Revenues	2,000
Budgeted Expenditures	839,200
Estimated Ending Fund Balance 09/30/21	<u>\$ 1,074,840</u>



City of Kingsville, TX

Utility Funds Group Summary

For Fiscal: 10/2019-09/2020 Period Ending: 09/30/2020

Divisio...	2018 Total Activity	2019 Total Activity	2020 Original Budget	2020 Total Budget (Amended)	2020 YTD Activity	Defined Budgets		2021 City Manager Proposed	2021 City Commission Adopted
						2020 Expected Annual			
Fund: 068 - CO SERIES 2013- DRAINAGE									
Department : 000 - Non-Departmental									
AcctType: 4 - Revenue									
Division: 0000 - Non-Departmental									
900 - Interest & Other	12,266.35	51,769.10	2,400.00	2,400.00	1,059.23	1,735.51	2,000.00	2,000.00	
Division: 0000 - Non-Departmental Total:	12,266.35	51,769.10	2,400.00	2,400.00	1,059.23	1,735.51	2,000.00	2,000.00	
AcctType: 4 - Revenue Total:	12,266.35	51,769.10	2,400.00	2,400.00	1,059.23	1,735.51	2,000.00	2,000.00	
Department : 000 - Non-Departmental Total:	12,266.35	51,769.10	2,400.00	2,400.00	1,059.23	1,735.51	2,000.00	2,000.00	
Department : 305 - Street									
AcctType: 5 - Expense									
Division: 3050 - Street									
30 - Services	22,399.45	0.00	0.00	0.00	0.00	0.00	30,000.00	30,000.00	
50 - Maintenance	285,451.80	49,468.58	809,200.00	809,200.00	6,000.00	150,000.00	809,200.00	809,200.00	
Division: 3050 - Street Total:	307,851.25	49,468.58	809,200.00	809,200.00	6,000.00	150,000.00	839,200.00	839,200.00	
AcctType: 5 - Expense Total:	307,851.25	49,468.58	809,200.00	809,200.00	6,000.00	150,000.00	839,200.00	839,200.00	
Department : 305 - Street Total:	307,851.25	49,468.58	809,200.00	809,200.00	6,000.00	150,000.00	839,200.00	839,200.00	
Fund: 068 - CO SERIES 2013- DRAINAGE Surplus (Deficit):	-295,584.90	2,300.52	-806,800.00	-806,800.00	-4,940.77	-148,264.49	-837,200.00	-837,200.00	
Report Surplus (Deficit):	-295,584.90	2,300.52	-806,800.00	-806,800.00	-4,940.77	-148,264.49	-837,200.00	-837,200.00	

SELF INSURANCE FUND

Fund 138 – Self Insurance Fund

This fund accounts for insurance benefits provided to city employees. The City's health insurance benefit is a self-insured program with Entrust as the third party administrator. All insurance claims are paid through this fund along with any fees associated with the processing of those claims. This fund is appropriated.



City of Kingsville, TX

Consolidated Insurance Fund - Revenue Group Summary

For Fiscal: 10/2019-09/2020 Period Ending: 09/30/2020

Sourc...	2018	2019	2020	2020	2020	Defined Budgets		2021	2021
	Total Activity	Total Activity	Original Budget	Total Budget (Amended)	YTD Activity	2020 Expected Annual	City Manager Proposed	City Commission Adopted	
45000 - Insurance Contributions	3,781,187.57	3,508,786.16	3,431,208.00	3,431,208.00	2,696,420.53	3,431,208.00	4,367,591.00	4,367,591.00	
46000 - Stop Loss Reimbursement	604,956.47	255,087.89	0.00	0.00	88,306.76	88,306.76	0.00	0.00	
75001 - Transfer In From Fund 001	0.00	0.00	145,372.00	145,372.00	109,029.00	145,372.00	53,547.00	53,547.00	
75002 - Transfer In from Fund 002	0.00	0.00	1,125.00	1,125.00	843.75	1,125.00	291.00	291.00	
75010 - Transfer from Fund 051	0.00	0.00	33,922.00	33,922.00	25,441.50	33,922.00	13,781.00	13,781.00	
75098 - Transfer From Fund 098	0.00	0.00	980.00	980.00	735.00	980.00	386.00	386.00	
91500 - Interest Earned	5,802.20	3,873.79	5,400.00	5,400.00	2,885.17	5,400.00	5,000.00	5,000.00	
91520 - Interest Earned-Investment	523.24	2,912.37	700.00	700.00	705.82	705.82	706.00	706.00	
Report Total:	4,392,469.48	3,770,660.21	3,618,707.00	3,618,707.00	2,924,367.53	3,707,019.58	4,441,302.00	4,441,302.00	



City of Kingsville, TX

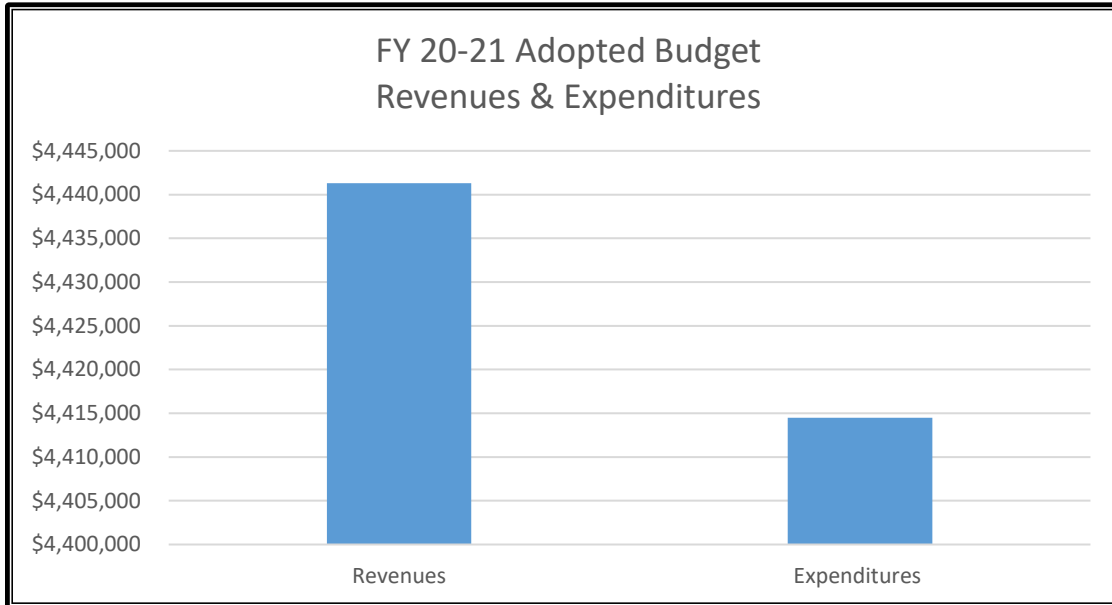
Consolidated Insurance Fund - Expenditures Group Summary

For Fiscal: 10/2019-09/2020 Period Ending: 09/30/2020

Objec...	2018	2019	2020	2020	2020	Defined Budgets		2021	2021
	Total Activity	Total Activity	Original Budget	Total Budget (Amended)	YTD Activity	2020 Expected Annual	City Manager Proposed	City Commission Adopted	
31445 - Prf Svcs-Administrative Fees	654,349.72	452,243.18	504,000.00	504,000.00	348,453.46	504,000.00	415,109.00	415,109.00	
31453 - Prf Svcs-Stop Loss Premiums	526,233.46	506,113.20	559,008.00	559,008.00	559,911.08	559,008.00	662,786.00	662,786.00	
33100 - Subscriptions	0.00	0.00	0.00	4,035.00	4,035.00	4,035.00	4,035.00	4,035.00	
37500 - Miscellaneous Bank Expenses	0.00	92.88	0.00	0.00	0.00	0.00	0.00	0.00	
39000 - Entrust Ins Claims Paid	3,063,364.55	3,126,026.80	3,100,000.00	3,095,965.00	2,049,036.07	3,095,965.00	3,332,573.00	3,332,573.00	
Report Total:	4,243,947.73	4,084,476.06	4,163,008.00	4,163,008.00	2,961,435.61	4,163,008.00	4,414,503.00	4,414,503.00	

FUND 138 – SELF INSURANCE

FUND SUMMARY



	FY 20-21 Adopted Budget
Revenues	\$ 4,441,302
Expenditures	4,414,503
Net Revenues over (under) Expenditures	<u>\$ 26,799</u>

Fund Balance

Beginning Fund Balance - (Unaudited)		\$ 547,228
Budgeted Revenues	\$ 4,373,297	
Budgeted Transfers In	<u>68,005</u>	
Total Budgeted Revenues		4,441,302
Budgeted Expenditures		<u>4,414,503</u>
Estimated Ending Fund Balance 09/30/21		<u>\$ 574,027</u>



City of Kingsville, TX

Insurance Fund Group Summary

For Fiscal: 10/2019-09/2020 Period Ending: 09/30/2020

Divisio...	2018 Total Activity	2019 Total Activity	2020 Original Budget	2020 Total Budget (Amended)	2020 YTD Activity	Defined Budgets		2021 City Manager Proposed	2021 City Commission Adopted
						2020 Expected Annual			
Fund: 138 - SELF INSURANCE FUND									
Department : 000 - Non-Departmental									
AcctType: 4 - Revenue									
Division: 0000 - Non-Departmental									
450 - Insurance-Contributions	3,781,187.57	3,508,786.16	3,431,208.00	3,431,208.00	2,696,420.53	3,431,208.00	4,367,591.00	4,367,591.00	
460 - Insurance-Stop Loss	604,956.47	255,087.89	0.00	0.00	88,306.76	88,306.76	0.00	0.00	
750 - Transfers	0.00	0.00	181,399.00	181,399.00	136,049.25	181,399.00	68,005.00	68,005.00	
900 - Interest & Other	6,325.44	6,786.16	6,100.00	6,100.00	3,590.99	6,105.82	5,706.00	5,706.00	
Division: 0000 - Non-Departmental Total:	4,392,469.48	3,770,660.21	3,618,707.00	3,618,707.00	2,924,367.53	3,707,019.58	4,441,302.00	4,441,302.00	
AcctType: 4 - Revenue Total:	4,392,469.48	3,770,660.21	3,618,707.00	3,618,707.00	2,924,367.53	3,707,019.58	4,441,302.00	4,441,302.00	
Department : 000 - Non-Departmental Total:	4,392,469.48	3,770,660.21	3,618,707.00	3,618,707.00	2,924,367.53	3,707,019.58	4,441,302.00	4,441,302.00	

Insurance Fund

For Fiscal: 10/2019-09/2020 Period Ending: 09/30/2020

Divisio...	2018 Total Activity	2019 Total Activity	2020 Original Budget	2020 Total Budget (Amended)	2020 YTD Activity	Defined Budgets		2021 City Manager Proposed	2021 City Commission Adopted
						2020 Expected Annual			
Department : 180 - Finance									
AcctType: 5 - Expense									
Division: 1800 - Finance									
30 - Services	4,243,947.73	4,084,476.06	4,163,008.00	4,163,008.00	2,961,435.61	4,163,008.00	4,414,503.00	4,414,503.00	
Division: 1800 - Finance Total:	4,243,947.73	4,084,476.06	4,163,008.00	4,163,008.00	2,961,435.61	4,163,008.00	4,414,503.00	4,414,503.00	
AcctType: 5 - Expense Total:	4,243,947.73	4,084,476.06	4,163,008.00	4,163,008.00	2,961,435.61	4,163,008.00	4,414,503.00	4,414,503.00	
Department : 180 - Finance Total:	4,243,947.73	4,084,476.06	4,163,008.00	4,163,008.00	2,961,435.61	4,163,008.00	4,414,503.00	4,414,503.00	
Fund: 138 - SELF INSURANCE FUND Surplus (Deficit):	148,521.75	-313,815.85	-544,301.00	-544,301.00	-37,068.08	-455,988.42	26,799.00	26,799.00	
Report Surplus (Deficit):	148,521.75	-313,815.85	-544,301.00	-544,301.00	-37,068.08	-455,988.42	26,799.00	26,799.00	

GLOSSARY

A

Accounting Basis – Rules used to prepare, present, and report financial statements for a wide variety of entities that refer to when revenues and expenditures are recognized and reported. The City employs modified accrual basis of accounting. This means that revenues are recognized in the accounting period in which they become available and measurable, and expenditures are recognized in the accounting period in which the fund liability is incurred. Accounting records for Proprietary and Trust are maintained on an accrual basis. Revenues are recognized when they are earned, and expenses are recognized when they are incurred.

Accounting System – The total set of records and procedures which are used to record, classify, and report information on the financial status and operations of an entity.

Accrual basis of Accounting – Basis of accounting in debits and credits are recorded at the time they are incurred, as opposed to when cash is actually received or spent. For example in accrual accounting, a revenue which was earned between April 1 and April 30, but for which payment was not received until May 10, is recorded as being received on April 30 rather than on May 10.

Ad Valorem Taxes – Property taxes computed as a percentage of the value of real or personal property expressed in mills.

Agency Fund – A fund used to account for assets held by the City as an agent for individuals, private organizations, other governments or other funds, such as deferred compensation plans.

All Funds Summary – The comprehensive summary of all budgeted funds.

Allotment – Divides an appropriation into amounts that may be encumbered or expended during a time period.

Amended Budget – Represents the original adopted budget plus any amendments passed as of October 1. This figure does not include prior year encumbrances or re-appropriation.

Amortization – The reduction of debt by regular payments of principal and interest sufficient to retire the debt by maturity.

Appropriation – A legal authorization granted by a legislative body to make expenditures and to incur obligations for specific purposes.

Assessed Valuation – The County Property Appraiser’s estimation of the Fair Market Value of real estate or other property. This valuation is used to determine taxes levied upon the property.

Assets – Resources that the government owns.

Audit – A comprehensive examination as to the manner in which the government’s resources were actually utilized concluding in a written report of its findings. A financial audit is a review of the accounting system and financial information to determine how government funds were spent and whether expenditures were in compliance with the legislative body’s appropriations. An accounting audit is intended to ascertain whether financial statements fairly present financial position and results or operations.

B

Bad Debt - In the United States, The National Bank Act defines a bad debt as an unsecured debt on which interest or payment is past due and unpaid for six months (and which is not in process of collection). Some businesses set aside a reserve on their books to offset losses from bad debt.

Balance Sheet – A financial statement that discloses the financial position of an entity by disclosing its assets, liabilities, and equity as of a specific date.

Balanced Budget – A balanced budget occurs when expected revenues equal expected expenditures/expenses.

Bank Depository Agreement – A contract between a municipality and a depository negotiated and entered into in accordance with the specifications of the Local Government Code, which sets forth the agreements between the parties regarding banking services.

Base Budget – On-going expense for personnel, contractual services, and the replacement of supplies and equipment required to maintain current service levels previously authorized by the City Commission.

Beginning Balance – The beginning balance is the residual non-restricted funds brought forward from the previous fiscal year (ending balance).

Bond – This is a debt instrument in which a legal obligation exists to pay a certain amount of money on a certain date over a period of time. When a municipality issues bonds, it is required to repay the investor the principal with interest over a certain amount of time. The details of the bond issuance are included in the bond ordinance. The most common types of bonds are general obligation and revenue bonds. These are most frequently used for construction of large capital projects, such as buildings, streets, and water and sewer systems.

Bond Covenant – A legally enforceable promise made by an issuer of bonds to the bond holders, normally contained in the bond resolution (e.g., pledged revenues)

Bond – General Obligation (G.O.) – A bond is secured by the full faith and credit of the issuer. G.O. Bonds issued by local units of government are secured by a pledge of the issuer's ad valorem taxing power. They are usually issued to pay for general capital improvement projects such as parks and streets. In Texas, G.O. bonds must be authorized by public referenda.

Bond Proceeds – Funds derived from the sale of bonds for the purpose of constructing major capital facilities.

Bond – Revenue – Bonds whose principal and interest are paid from earnings of an enterprise funds.

Bond Rating – An evaluation of credit worthiness performed by an independent rating service.

Bond Refunding – The issuance of new bonds to finance the repayment of previously issued debt instruments.

Bonded Debt Per Capita – The amount of City indebtedness represented by outstanding bonds divided by the City's population, used to indicate the City's credit position by referring to the proportionate debt per resident.

Budget – A statement of the financial position of the municipality for a definite period of time based on estimates of expenditures during the period and proposals for financing them. Also, the amount of money that is available for, required for, or assigned to a particular purpose. It is probably the single most important report that a city proposes each year.

Budget Amendment – A process by which unanticipated changes in revenue or expenditures are made a part of the budget, thereby amending it. These changes may be between Funds or Departments and require an Ordinance and City Commission approval.

Budget Basis – Rules for preparation of budgets, which can include cash, full accrual or modified accrual basis. The budgets of the General Funds, Special Revenue Funds, Debt Service Funds and Trust and Agency Funds are prepared on a modified accrual basis, meaning that revenues are recognized in the accounting period in which they become available and measurable and expenditures are recognized in the accounting period in which the fund liability is incurred. The Budgets of the Enterprise Funds and Internal Service Funds are prepared on a full accrual basis, meaning revenues are recognized when they are earned, and expenses are recognized when they are incurred.

Budget Calendar – The schedule of key dates or milestones, which the City departments follow in the preparation, adoption, and administration of the budget.

Budget Controls – Methods to ensure compliance with budget limitations. City employs an encumbrance system to ensure that expenditures do not exceed appropriations.

Budget Document – The instrument used by the budget-making authority to present a comprehensive financial program to the City Commission. The adopted budget document presents the authorization made by the City Commission for City officials to obligate and expend resources.

Budget Message (City Manager’s Transmittal Letter) – The opening section of the budget that provides the City Commission and the public with a general summary of the most important aspects of the budget, changes from the current and previous fiscal years, and the views and recommendations of the City Manager.

Budget Ordinance – The official enactment by the City Commission that establishes the legal authority for the City officials to obligate and expend resources.

Budget Transfer – The process by which approved budgeted dollars may be reallocated between line item expenditures within the same Fund and Department to cover unforeseen expenses. Requires Finance Director approval.

Budgetary Control – The control of management of a governmental unit or enterprise in accordance with an approved budget for the purpose of keeping expenditures within the limitations of available appropriations and available revenues.

Budgetary Expenditures – Budgetary expenditures are decreases in net assets. In contrast to conventional expenditures, budgetary expenditures exclude amounts represented by non-current liabilities.

Budgeted Funds – Funds that are planned for certain uses but have not been formally or legally appropriated by the legislative body. The proposed budget document that is submitted for Commission approval is composed of budgeted funds.

C

CO – Certificates of Obligation (see below)

Capital Assets – Tangible or intangible assets that are used by the government for operations. Capital assets have a useful life greater than one year. Examples of capital assets are equipment, vehicles, buildings, land, etc.

Capital Expenditure – Costs related to the acquisition of capital items in the amount of \$5,000 or more. Capital items may include equipment, vehicles, buildings, land, machinery, drainage projects, etc. Capital items are depreciated over their useful lives.

Capital Improvement Program (CIP) – A plan for capital expenditures, that provide long lasting physical improvements to be incurred each year over a period of five future years setting forth each capital project, its scope of work, the amount to be expended in each year, and the method of financing those expenditures.

Capital Projects Fund- This type of fund accounts for assets that are used to pay for large capital projects such as new roads, drainage systems, buildings, etc.

Capitalization Threshold – Represents the minimum value established for each piece of office or industrial equipment. The threshold allows for the depreciation of the equipment over the life of the product.

Cash Basis Accounting – Basis of accounting in which revenues are recorded when received and expenditures are recorded when paid.

Cash Management – The management of cash necessary to pay for government services while investing temporary cash excesses in order to earn interest revenue. Cash management refers to the activities of forecasting the inflows and outflows of cash, mobilizing cash to improve its availability for investment, establishing and maintaining banking relationships, and investing funds in order to achieve the highest interest and return available for temporary cash balances.

Certificate of Deposit – A negotiable or non-negotiable receipt for monies deposited in a bank or financial institution for a specified period for a specified rate of interest.

Certificate of Obligation (CO) – Bond issues that do not require voter approval. They do; however, require Commission approval and an ordinance must be adopted. These types of bonds are usually used for capital projects.

Chart of Accounts – A chart detailing the system of general ledger accounts.

City Commission – The current elected officials of the City as set forth in the City's Charter. The Mayor is considered part of the City Commission.

City Manager – Chief executive officer of the City who oversees the day-to-day operations of City functions. This position answers to the City Commission.

City Ordinance – A local law enacted by a governmental body such as a City Commission or Council.

Commercial Paper – A short-term unsecured promissory note, supported by a bank line or letter of credit, which has a maturity of one to 270 days.

Community Appearance – The division of the Development Services Department who enforces City Codes and regulations that result in the protection of the health, safety and welfare of all citizens.

Contingency – A budgetary reserve set aside for emergencies or unforeseen expenditures.

Contractual Services – Goods and services acquired under contract the City receives from an internal service fund or an outside company. Professional services, utilities, rentals, and insurance are examples of contractual services.

Competitive Bidding Process – The process following State law requiring that for purchases of \$10,000 or more a city must advertise, solicit, and publicly open sealed bids from prospective vendors. After a review period, the Commission then awards the bid to the successful bidder.

Core Budget – Total amount of funds to be used for a division’s expenditure line items. Core budget is calculated by taking the total budget for the division and subtracting personnel expenses, capital outlay expense, prior year supplemental requests and utility expense.

Cost of Living Adjustment (COLA) – An adjustment to salary to compensate for increases in the cost of a certain standard of living.

Credit Rating – The creditworthiness of a City as evaluated by an independent agency such as Moody’s, Standard and Poor’s, or Fitch.

Current Taxes – Taxes that are levied and due within one year.

D

Debt Limitations – Cap on general obligation debt supported by ad valorem taxes at an amount not to exceed ten percent of the total assessed valuation.

Debt Service Fund – Accounts for transactions involving the paying of principal and interest of long-term debt.

Debt Services – The City’s obligation to pay the principal and interest of all outstanding debt instruments according to a predetermined payment schedule.

Debt Service Rate – See Property Tax Rate.

Debt Service Reserve – The debt service reserve is the fund, which may be used to pay debt services of revenue bonds if the sources of the pledged revenues do not generate sufficient funds to satisfy the debt service requirements.

Deferred Inflows – Acquisition of net position that applies to future period(s) and will not be recognized as an inflow of resources (revenue) until the future period(s).

Deferred Outflow – A consumption of net position that applies to future period(s) which are not recognized as an outflow of resources (expenses/expenditures) until the future period(s).

Deficit – A deficit is the excess of expenditures over revenues during a single accounting period, in the case of proprietary funds, the excess of expenses over income during an accounting period.

Delinquent Taxes – Taxes remaining unpaid on and after the date on which a penalty for non-payment is imposed.

Department – A major unit of organization in the City which indicates overall an operation or group of related operations within a functional area.

Department Requested – This is the amount a department requests to be budgeted for each expenditure line item.

Depreciation – The systematic expensing of a fixed asset's cost over its useful life. When an asset is depreciated, its book value decreases. All fixed assets valued at \$5,000 or more are depreciated with the exception of land.

Direct Cost – Costs that can be specifically and directly identified with a specific objective or program.

Disbursement – Payment for goods and services in cash or by check.

Division – A unit of organization which is comprised of a specific operation within a functional area. City Departments may contain one or more Divisions.

E

Effective Tax Rate – It is the rate, which will generate the same tax levy next year from the properties on this year's tax roll.

Emergency – An unexpected occurrence, e.g., damaging weather conditions that require the unplanned use of City funds.

Encumbrance – A commitment to pay for goods or services which are intended to be acquired. After goods and services have been received and the amounts owed are paid, then the encumbrance is ceases to exist.

Enterprise Fund – The funds established to account for operations that are financed and operated in a manner similar to private business enterprises, where the intent of the governing body is that the costs (expenses, including depreciation) of providing goods or services to the general public on a continuing basis be financed or recovered primarily through user charges.

Escrow – A deed, bond, money, or piece of property held in trust by a third party until fulfillment of a condition.

Estimated Revenues – Projections of funds to be received during the fiscal year.

Expected Annual – An estimate of the total expected revenues or expenditures for a given line item at year-end.

Expenditures – The cost of goods delivered, or services rendered including operating expenses, capital outlays and debt service.

Expenses – Outflows or other using up of assets or incurring of liabilities during a period from delivering or producing goods, rendering services, or carrying out other activities that constitute the entity's ongoing major or central operations, for example depreciation.

F

Fees – Charges for services (also see User Charges)

Fiduciary Funds – Funds used to account for assets held by the City in a trustee capacity or as an agent for individuals, private organizations, other governmental units, or other funds.

Fiscal Year – A one-year time frame which marks the beginning and ending period for recording financial transactions. Kingsville's fiscal year runs from October 1 thru September 30.

Fixed Asset – A tangible asset which has a useful life of one year or greater. Fixed assets are depreciated over their useful lives. Examples are equipment, machinery, buildings, land, etc.

Franchise Fee – Fees levied on a corporation in return for granting a privilege, sanctioning monopoly, or permitting the use of public property, usually subject to regulation.

Full Time Equivalent (FTE) – Full time, authorized positions, filled or vacant, that equal to 2,080 hours of work annually.

Full Faith and Credit – A pledge of the general taxing power of a government to repay debt obligations, typically used in reference to general obligation bonds.

Fund – A fiscal and accounting entity with a self-balancing set of accounts recording cash and other financial resources, along with all related liabilities and residual equities or balances, which are segregated for the purpose of carrying on specific activities or attaining certain objectives in accordance with special regulations, restrictions or limitations.

Fund Balance – Fun equity for governmental funds and trust funds which reflects the accumulated excess of revenues and other financial sources over expenditures and other uses for general governmental functions.

Fund Schedule – A fund schedule is a financial forecasting statement that combines beginning and ending balances, including estimated revenue for any period of time.

Funding Source – A funding sources is the specifically identified dollars allocated to meet budgeted requirements/expenses.

Fund Statement – Usually pertains to a detailed breakdown of revenue or expenditures such as grants, and other awards.

G

GAAP - Generally Accepted Accounting Principles – Uniform minimum standards of and guidelines to financial accounting and reporting.

GASB – Governmental Accounting Standards Board. This board sets authoritative accounting and financial and reporting standards for local and state governments.

GFOA – Government Finance Officers Association – This association was founded in 1906 and represents public finance officials throughout the United States and Canada. Their mission is to advance excellence in public finance.

GF – General Fund - A major fund which accounts for current financial resources and current liabilities that are not required to be accounted for in another fund. It accounts for most of the daily operations of the City. The general fund is the largest fund for the City.

General Government – Refers to a group of activities associated with the administrative function of the City such as: Legislative/Administrative. Finance, Budget, Planning, Information Technology Services, Legal, Personnel and Purchasing.

General Ledger – A file that contains a listing of the various accounts necessary to reflect the financial position and results of operation of the government.

General Obligation (GO) Bonds – Bonds issued with the approval of the voters and approval of the City Commission. They are generally used to fund large capital projects.

Generally Accepted Accounting Principles (GAAP) – An official set of standards and guidelines which dictate financial accounting and reporting which governmental entities and publicly traded companies must follow.

Governmental Fund – Funds used to account for the acquisition, use and balances of expendable financial resources and the related current liabilities, except those accounted for in proprietary and fiduciary funds.

Grant – A contribution from another governmental entity such as the federal or state government that is usually used for a specific purpose.

Grant Match – City cost, to include in-kind services and cash transfer, required to match Federal or State grant and programs.

H

Hotel Occupancy Tax (HOT) – Hotel Occupancy Tax is a tax levied on every hotel room night rented. Use of HOT Revenue is governed by State Law and is limited to those qualifying programs that promote the hotel, convention, and tourism industries. Within these programs, not more than 15% of HOT Revenues may be used for History & Preservation activities and not more than 15% may be used to support Arts & Cultural Programming.

I

Indirect Cost – An indirect cost is an expense necessary for the functioning of the organization that cannot be directly assigned to one service.

Impact Fees – Fees charged to developers to cover the anticipated cost of improvements that will be needed as a result of growth and development, i.e., water and sewer.

Infrastructure – The basic installations and facilities on which the continuance and growth of the City depends, such as roads, schools, and water and sewer systems.

Interfund Transfers – Transfers of resources between funds that are neither recorded as revenues to the fund receiving nor expenditures to the fund providing.

Intergovernmental Revenue – Funds received from federal, state and other local government sources in the form of grants, shared revenues, and payments in lieu of taxes.

Interlocal Agreement – A written agreement between the City and other units of government to share in similar services, projects, emergency assistance, support, funding, etc., to the mutual benefit of all parties.

Internal Service Fund – A fund that reports activities that involves providing goods or services to other departments, divisions or other government entities.

Inventory – A detailed listing of property currently held by the City showing quantities, descriptions, and values of the property, and units of measure and unit prices.

Investments – Securities and real estate purchased and held to produce revenues in the form of interest, dividends, rentals, or base payments.

Invoice – A bill requesting payment for goods or services by a vendor or other government unit.

L

Levy – To impose taxes, special assessments, or service charges for the support of City activities.

Liability – Debt or other legal obligations arising out of transactions in the past, which must be paid, renewed or refunded at some future date. Note: The term does not include encumbrances.

Line Item Budget – A budget that lists each expenditure category separately along with the dollar amount budgeted for each specified category.

Long-Term Debt – Debt with a maturity of more than one year after the date of issuance.

M

Maintenance and Operation Rate – See Property Tax Rate.

Mandate – Defined as changes to the current level of services, which will be required to comply with Federal, State, and Local laws/Ordinances; a contractual obligation, or the operation and maintenance requirement for a completed capital improvement.

Maturities – The dates on which the principal or stated values of investments or debt obligations mature and may be reclaimed.

Modified Accrual – Basis of accounting in which revenues are recorded when both measurable and available to pay current period expenditures. Measurable means the revenue amounts are known or a reasonable estimate can be made. Available means revenues are collectible in current period or soon thereafter.

N

Net Working Capital – Current Assets less Current Liabilities.

Non-Departmental – Refers to a group of activities which are not associated with or can be allocated to any department. These activities include outside agency contributions, boards, committees, and commissions; intergovernmental contracts; general government contingency, and liability expenses.

Non-Recurring Revenues – Resources recognized by the City that are unique and occur only one time or without pattern.

O

Operating Budget – The portion of the budget that pertains to daily operations that provide basic governmental services.

Operating Expense – Operating expenses are proprietary fund expenses that directly relate to the fund’s primary service activities.

Operating Fund – Resources derived from recurring revenue sources used to finance the General Fund, Enterprise funds, and pay-as-you-go Capital Improvement Projects.

Ordinance – A local law enacted by a governing body of a municipality or county government.

Other Funds – Any non-General Funds, including Special Revenue Funds, Enterprise Funds, Internal Service Funds, Self-Insurance Funds, Debt Service Funds, and Expendable Trust Funds.

Overhead – Overhead is the element of cost necessary in the production of an article or the performance of a service which are of such a nature that the amount applicable to the product or service cannot be determined readily. Usually overhead relates to those objects of expenditures that do not become integral part of the finished product or services such as rent, heat, light, supplies, management, supervision, etc.

Other Post-Employment Benefits (OPEB) – Insurance benefits available to retirees.

P

Partnership – A legal entity where 51% of the assets and interest in the partnership is owned by one or more minority group members.

Pavement Condition Index – A numerical index between 0 and 100 which is used to indicate the general condition of a pavement. It is widely used in transportation civil engineering. It is a statistical measure and requires manual survey of the pavement.

Pension – A form of deferred compensation offered to employees after retirement.

Performance Measure – Specific quantitative and qualitative measures of work performed as an objective of the department.

Personnel Services – All costs related to compensating employees of the City including employee benefit costs such as City contributions for retirement, social security and health and life insurance.

Positions Authorized – Full Time and Part Time positions budgeted in the personnel services category and included in the Departmental Position List.

Program – A group of related activities performed by one or more organizational units for the purpose of accomplishing a function for which the City is responsible.

Property Tax (also known as Ad Valorem Taxes) – Taxes levied on real property and personal property. The amount of the taxes levied is determined by the valuation of the property and the tax rate imposed.

Property Tax Rate – The property tax rate consists of two elements. The first is the maintenance and operation rate. Revenues received from this element are deposited in the General Fund and can be used for any public purpose. The maintenance and operation rate is subject to the provisions of state statute and an increase in the effective tax rate in excess of 8% (or 3.5% beginning January 1, 2020) is subject to a voter-initiated rollback election. The second element is the debt service rate. This rate is set based on the City's debt service requirements. Funds received from this rate are deposited in the Debt Service Fund and are used solely to pay the principal and interest on present and projected debt. These two elements added together yield a total property tax rate for the current fiscal year.

Proprietary Fund – A fund that maintains transactions for governmental entities that operate like a private business. Most of the revenues acquired are from fees charged to customers in exchange for certain services such as water and sewer service, garbage collections, storm water services, etc.

Purchase Order – Authorization to purchase goods or services and to pay for said goods or services.

R

Re-appropriation – By City Commission action, Operating Budget spending authorization lapses on September 30 of each fiscal year. Any authorization not expended or encumbered is no longer legally allowed to be expended, and the dollars associated with the authorization “fall” to the ending fund balance. Those items that are deemed important are brought to the City Commission to be “re-appropriated” in the new fiscal year.

Reconciliation – A detail analysis of changes of revenue or expenditure balances within a fund.

Reduction – To reduce line items due to budgetary constraints.

Refunding – Refunding is a procedure whereby an issuer refinances an outstanding bond issue by issuing new bonds. There are generally two major reasons for refunding: to reduce the issuer's interest cost or to remove a burdensome or restrictive covenant imposed by the terms of the bonds being refinanced. The proceeds of the new bonds are either deposited in escrow to pay the debt service on the outstanding obligations when due, or they are used to immediately retire the outstanding obligations. The new obligations are referred to as the “refunding bonds,” and the outstanding obligations being refinanced are referred to as the “refunded bonds,” or the “prior issue.”

Refunding Bonds – Bonds issued to retire bonds already outstanding. The refunding bonds may be sold for cash and outstanding bonds redeemed in cash, or the refunding bonds may be exchanged with holders of outstanding bonds.

Replacement Costs – The cost of a property, as of a certain date, which can render similar service (but which need not be of the same structural form) as the property to be replaced.

Requisition – A written request from a department to the Purchasing Department for specified goods or services. This action precedes the authorization of a purchase order.

Reserve – 1) an account used to indicate that a portion of a fund's equity is legally restricted for a specific purpose and is therefore not available for general appropriations (designated). 2) An account used to indicate that a portion of a fund's equity is legally restricted but, not for a specific purpose (undesignated).

Resources – Total dollars available for appropriations including estimated revenues, fund transfers, and beginning fund balances.

Retained Earnings – The equity account reflecting the accumulated earnings of the enterprise funds.

Revenue – Additions to assets which (a) do not increase any liability, (b) do not represent the recovery of an expenditure, (c) do not represent the cancellation of certain liabilities or decrease in assets, and (d) do not represent contributions of fund capital in Enterprise and Internal Service Funds.

Revenue Bonds – When a government issues bonds, which do not pledge the full faith and credit of the jurisdiction, it issues limited liability revenue bonds. Typically, pledges are made to dedicate one specific revenue source to repay these bonds.

Revenue Estimate – An estimate of how much revenue will be earned from a specific revenue source for some future period; typically, a future fiscal year.

Risk Management – An organized attempt to protect a governmental entity against accidental loss in the most economical method.

S

Self-Insured – Risk management method utilized by the City in which an amount of money is set aside to compensate for the potential future loss.

Services – Current Service Level – Represents the cost of providing service at the present level before mandates, reductions or improvements are considered and without considering increases in population of service demand.

Sinking Fund – A sinking fund is an account into which a debt issuer makes periodic deposits to ensure the timely availability of sufficient monies for the payment of debt

service requirements. The revenues to be deposited into the sinking fund and payments therefore are determined by the terms of the bond contracted.

Special Revenue Fund – Used to account for proceeds from specific revenue sources that are restricted or committed to be expended for certain purposes.

Supplemental Expenditure Requests – Requests for additional monies for certain expenditure line items.

Surplus – A surplus is the amount by which revenues exceed outlays.

T

Taxes – Taxes are compulsory charges levied by a government for the purpose of financing services performed for the common benefit. This term does not include specific charges made against particular persons or property for current or permanent benefits as special assessments. The term also does not include charges for services rendered only to those paying such charges as sewer service.

Tax Levy – The total amount of funds to be raised by general property taxes for operating and debt service purposes specified in the Annual Tax Ordinance as determined by the Kleberg County Appraisal District.

Tax Rate – The amount of tax levied for each \$100 of assessed value.

Tax Rate Limit – The maximum legal property tax rate at which a municipality may levy a tax. The limit may apply to taxes raised for a particular purpose or for general purpose.

Transfers – Transfers are the authorized exchanges of cash or other resources between funds. The General Fund supports central services for other funds or departments, the reimbursement of these services to the General Fund is an Administrative Transfer.

Trust Fund - A fund used to account for assets held by the City in a trustee capacity for individuals, private organizations, other governments or other funds such as Pension Trust Funds.

U

Unencumbered Balance – The amount of funds, which is neither expended nor reserved, but is still available for future purchases.

User Fees - Charges for specific services rendered only to those using such services, i.e., sewer service charge.

W

Warrant – A written order to pay that instructs the government to pay the warrant holder on demand or after the maturity date. Warrants look like checks and clear through a bank like a check but are not drawn against a checking account.

Y

Yield – The rate earned on a monetary investment.

Acronym Glossary

A

ADA – American Disability Act
AEP – American Electric Power
AFG – Assistance to Firefighters Grant

B

BBQ - Barbeque

C

CDBG – Community Development Block Grant
CGFO – Certified Government Finance Officer
CID – Criminal Investigation Division
CJD – Criminal Justice Division
CLG – Certified Local Government
CO – Certificate of Obligation
COLA – Cost of Living Adjustment
CPA – Certified Public Accountant
CPR – Cardio Pulmonary Resuscitation

D

DEAAG – Defense Economic Adjustment Assistance Grant
DKP – Dick Kleberg Park
DR – Department Requested

E

EA – Estimated Annual
EDA – Economic Development Association
EDC – Economic Development Council
EMS – Emergency Management Services
EMT – Emergency Medical Technician
EOC – Emergency Operations Control
ERC – Employment Resources Center

F

FEMA – Federal Emergency Management Assistance
FY – Fiscal Year

G

GAAP – Generally Accepted Accounting Principles
GASB – Governmental Accounting Standards Board
GF – General Fund
GFOA – Government Finance Officers Association
GO – General Obligation

H

HR – Human Resources

I

ISD – Independent School District
IT – Information Technology

J

JAG – Justice Assistance Grant

K

KPD – Kingsville Police Department

L

LBSP – Local Border Star Program
LEOSE – Law Enforcement Officer Standards and Education
LETPA – Law Enforcement Terrorism Protection Activity
LLP – Limited Liability Partnership
LTD - Limited

M

M&O – Maintenance and Operations
MC – Municipal Court

O

OOG – Office of Governor
OPSG – Operations Stonegarden Grant

P

PD – Police Department
PT – Part Time

S

SLOT – Street Level Operations Team
SMIP – Street Maintenance Improvement Plan
SOP – Standard Operating Procedure
STEP – Sustaining Traffic Enforcement Program

SWAT – Special Weapons and Tactics

T

TAMUK – Texas A&M University Kingsville

TASA – Transportation Alternative Set Aside

TX – Texas

TXDOT – Texas Department of Transportation

U

UF – Utility Fund