

**CITY OF KINGSVILLE**  
**Fiscal Year 2018-2019**  
**Budget Cover Page**  
**September 10, 2018**

This budget will raise more revenue from property taxes than last year's budget by an amount of \$177,106, which is a 2.57 percent increase from last year's budget. The property tax revenue to be raised from new property added to the tax roll this year is \$103,987.

The members of the governing body voted on the budget as follows:

**FOR:** Mayor Sam Fugate Mayor Pro Tem Edna Lopez  
Commissioner Dianne Leubert Commissioner Arturo Pecos

**AGAINST:** Commissioner Hector Hinojosa

**PRESENT** and not voting:

**ABSENT:**

**Property Tax Rate Comparison**

	<b>2018-2019</b>	<b>2017-2018</b>
Property Tax Rate:	\$0.83000/100	\$0.84220/100
Effective Tax Rate:	\$0.81971/100	\$0.84299/100
Effective Maintenance & Operations Tax Rate:	\$0.67179/100	\$0.66670/100
Rollback Tax Rate:	\$0.90582/100	\$0.88682/100
Debt Rate:	\$0.16512/100	\$0.15165/100

Total debt obligation for CITY OF KINGSVILLE secured by property taxes:  
\$13,046,235



**Instructions for navigating the Annual Budget pdf document:**

**Bookmarks** for major sections are provided in the navigation pane on the left. Click on the bookmark to jump directly to that section. If a “+” sign is at the left of a bookmark, click on the “+” to bring up subheadings.

The **Table of Contents** is hyperlinked. To jump to a specific page or subsection from the Table of Contents, hover the pointer finger on the title or page number and click the mouse.

Click the City of Kingsville logo located at the top corner of any page to return to the Table of Contents at any time.

# CITY COMMISSION ADOPTED BUDGET



# FISCAL YEAR 2019

[www.cityofkingsville.com](http://www.cityofkingsville.com)



*City of*

**King'sville**  
TEXAS



# TABLE OF CONTENTS

---

Budget Cover Page .....	9
Ordinance No. 2018-52.....	11
Ordinance No. 2018-53.....	13
<b>BUDGET DISCUSSION</b>	
City Manager’s Budget Message .....	15
City Commission .....	33
Values .....	35
GFOA Distinguished Budget Award.....	37
City Organizational Chart.....	39
Department Directors.....	41
Document Guide .....	43
Board & Commissions.....	45
Changes to Proposed Budget .....	49
Supplemental Personnel Requests .....	55
Supplemental Expenditure Requests.....	57
Supplemental IT Requests .....	64
Supplemental Capital Outlay Requests.....	68
All Funds Combined.....	73
Where the Money Comes From.....	75
Where the Money Goes .....	77
Fund Balance – By Fund Type .....	78
Transfers In and Out .....	79
Ten Year History of Citywide Employment by Service Program .....	81
Proposed Position Summary – FY 17-18.....	82
Position Summary – By Fund/Department.....	83
Ten Year History of Full-Time Positions by Program.....	89
Full-Time Positions – Separation & Turnover.....	90
Budget Process.....	91
Budget Process Flow.....	97
Budget Calendar.....	99
Budget Workshop Calendar.....	107
City Profile.....	111
City Commission Mission and Vision Statement.....	121
Accounting Structure .....	125
Fund Structure Summary .....	127
Fund Structure Chart.....	135
Department – Fund Relationship Charts.....	137
Financial Policies & Procedures .....	141
Fiscal Management .....	147
Risk and Asset Management.....	151
Debt Service .....	153
Capital Projects .....	159
Master Fee Schedule .....	163

# TABLE OF CONTENTS

---

## **CONSOLIDATED REVENUES & EXPENDITURES**

Consolidated Revenues All Funds .....	207
Consolidated Expenditures All Funds .....	213

## **GENERAL GOVERNMENTAL FUNDS**

Fund Listing .....	225
Consolidated Revenues .....	227
Consolidated Expenditures .....	233
Fund 001 General Fund Summary .....	241
Department 000 Non-Departmental .....	242
Department 100 City Commission .....	245
Department 101 City Manager .....	250
Department 102 Facilities Maintenance - GF .....	255
Department 103 City Special .....	258
Department 110 Human Resources .....	265
Department 140 Legal .....	272
Department 160 Planning & Development Services .....	276
Department 170 Solid Waste Management .....	301
Department 180 Finance .....	322
Department 190 Technology Services .....	347
Department 210 Police .....	352
Department 220 Fire .....	383
Department 225 Volunteer Fire .....	395
Department 300 Engineering-Public Works Administration - GF .....	397
Department 301 Engineering - GF .....	405
Department 302 Service Center .....	408
Department 303 Garage .....	411
Department 305 Streets .....	417
Department 440 Health .....	427
Department 450 Parks & Recreation .....	437
Department 460 Library .....	472
Department 690 Transfers .....	480
Fund 025 Building Security .....	485
Fund 026 Golf Course Capital Maintenance Fund .....	489
Fund 087 Solid Waste Capital Projects .....	491
Fund 090 Landfill Closure .....	497
Fund 091 General Fund Capital Projects .....	501
Fund 092 Street Fund .....	507
Fund 093 Park Maintenance Fund .....	511
Fund 096 Insurance Claim Recovery Fund .....	515
Fund 097 Vehicle Replacement Fund .....	519
Fund 098 Economic Development Fund .....	521
Fund 099 Disaster Response Recovery Fund .....	525

# TABLE OF CONTENTS

---

## **GENERAL FUND CAPITAL PROJECTS FUNDS**

Fund Listing.....	529
Consolidated Revenues.....	531
Consolidated Expenditures .....	533
Fund 033 CO Series 2016.....	537
Fund 039 CO Series 2002-2002A.....	547
Fund 065 CO Series 2011 .....	551
Fund 067 CO Series 2013.....	555

## **GENERAL DEBT SERVICE**

Fund Listing.....	557
Consolidated Revenues.....	558
Consolidated Expenditures .....	559
Fund 011 GO Debt Service Fund.....	561

## **TOURISM FUND**

Fund Listing.....	565
Consolidated Revenues.....	567
Consolidated Expenditures .....	569
Fund 002 Tourism.....	573
Fund 202 Tourism Façade Grant Program.....	593

## **ASSET SEIZURE FUNDS**

Fund Listing.....	597
Consolidated Revenues.....	599
Consolidated Expenditures .....	601
Fund 005 Police Seizure .....	603
Fund 028 Police Federal Seizure .....	611
Fund 031 Municipal Court Technology.....	615

## **GRANT FUNDS**

Fund Listing.....	619
Consolidated Revenues.....	621
Consolidated Expenditures .....	623
Fund 009 Law Enforcement Police.....	627
Fund 010 Law Enforcement Fire .....	629
Fund 016 Police Stonegarden .....	631
Fund 017 Police Border Star.....	635
Fund 019 PD Grant JAG.....	639
Fund 023 PD – STEP Grant .....	641
Fund 027 EMS .....	643
Fund 029 JAG Grant – 2017 .....	647

# TABLE OF CONTENTS

---

Fund 030 Red Ribbon Drug Awareness .....	649
Fund 071 FEMA Assistance .....	651
Fund 077 FEMA Assistance to Firefighters Grant .....	661
Fund 078 Texas Parks & Wildlife Community Outdoor Outreach Grant .....	663
Fund 079 Texas Capital Fund Main Street Grant .....	665
Fund 080 Homeland Security Grant .....	667
Fund 082 TXCDBG Grant #7215270 Grant.....	669
Fund 083 Criminal Justice Division of Governor Grant.....	671
Fund 084 DEAAG Grant .....	675
Fund 085 Certified Local Government Grants .....	677
Fund 094 Texas Parks & Wildlife Grant Fund .....	679
Fund 601 FEMA Event – Harvey .....	683

## UTILITY FUNDS

Fund Listing.....	687
Consolidated Revenues.....	689
Consolidated Expenditures .....	691
Fund 012 Utility Debt Service .....	695
Fund 051 Utility Fund.....	699
Department 000 Non-Departmental.....	700
Department 600 Water.....	701
Department 610 Ground Maintenance.....	718
Department 620 Utility Billing.....	724
Department 690 Transfers/Bad Debt .....	735
Department 700 Waste Water.....	738
Department 800 Engineering-Public Works Admin – Utility Fund.....	761
Department 801 Public Works Admin – Utility Fund .....	767
Department 802 Facilities Maintenance –Utility Fund .....	770
Department 820 Public Works – Capital Improvements .....	773
Fund 054 Utility Capital Projects .....	777
Fund 055 Storm Water Drainage Capital Projects.....	783
Fund 062 CO Series 2005 .....	787
Fund 066 CO Series 2011 .....	789
Fund 068 CO Series 2013 .....	793

## SELF INSURANCE FUND

Fund Listing.....	797
Consolidated Revenues.....	798
Consolidated Expenditures .....	799
Fund 138 Insurance Fund.....	801

<b>GLOSSARY.....</b>	<b>805</b>
----------------------	------------





**City Commission Adopted  
Annual Budget  
FY 2018-2019**

**Jesus A. Garza**  
City Manager / Budget Officer

**Deborah R. Balli, CPA, CGFO**  
Finance Director

Stacie Pena, CPA  
Accounting Manager

David Bodiford  
Accounting Supervisor



ORDINANCE NO. 2018- 52

**AN ORDINANCE ADOPTING THE CITY MANAGER'S BUDGET, AS AMENDED, OF THE CITY OF KINGSVILLE, TEXAS, AND APPROPRIATING FUNDS FOR THE FISCAL YEAR BEGINNING OCTOBER 01, 2018 AND ENDING SEPTEMBER 30, 2019 IN THE PARTICULARS HEREINAFTER STATED.**

**BE IT ORDAINED BY THE CITY COMMISSION OF THE CITY OF KINGSVILLE, TEXAS,** that the budget for FY 2018-2019 is adopted as follows:

**Section One:** The official budget for the City of Kingsville for the fiscal year beginning October 01, 2018 and ending September 30, 2019 has been presented to the City Commission by the City Manager, several budget workshops were conducted on such budget, along with a duly noticed public hearing, and the budget is hereby approved.

**Section Two:** The budget contains a complete financial statement of the City and shows (1) the outstanding obligations of the City of Kingsville, Texas, (2) the cash on hand to the credit of each fund, (3) the funds received from all sources during the preceding year, (4) the funds available from all sources during the ensuing year, (5) the estimated revenue available to cover the proposed budget, and, (6) the estimated tax rate required to cover the proposed budget. The budget shows each of the projects for which expenditures are set up and the estimated amount of money appropriated for each project.

**Section Three:** The sum of \$45,764,362 is hereby appropriated for the budget revenues and expenses in the amounts shown on the attached Condensed Statement of all Operating and General Obligation Debt Service Funds – Summary of Revenues and Expenditures. The General Obligation Debt Service principle is \$1,097,716 and interest is \$332,399.

**Section Four:** The budget and all the attached support material as outlined in the above sections shall be deemed the official budget for the City of Kingsville, Texas, for the fiscal year starting October 01, 2018 and ending September 30, 2019. A copy of the official budget shall be kept by the City Secretary with the designation thereon as the official budget for FY 2018-2019, with the date of the adoption clearly stated, and filed with the County Clerk's Office. The official budget shall be available for inspection by any taxpayer.

**Section Five:** The City Commission is authorized to levy taxes in accordance with this budget. The City Commission may authorize the expenditure of City funds only in strict compliance with the budget, except in an emergency. The City Commission may authorize an emergency expenditure as an amendment to the original budget only in case of grave public necessity to meet an unusual and unforeseen condition that could not have been included in the original budget through the use of reasonably diligent care and attention. If the City Commission amends the original official budget to meet an emergency, the City Commission shall file a copy of its ordinance amending the budget with the City Secretary, and the City Secretary shall attach it to the original budget. The

City Manager shall provide for the filing of true copy of the approved budget in the office of the County Clerk of Kleberg County. The City Commission reserves the right to make changes in the official budget for municipal purposes.

**Section Six:** All Ordinances of parts of Ordinances in conflict with this Ordinance are repealed to the extent of such conflict only.

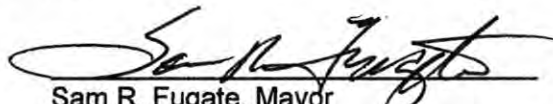
**Section Seven:** If for any reason any section, paragraph, subdivision, clause, phrase, word or provision of this ordinance shall be held invalid or unconstitutional by final judgment of a court of competent jurisdiction, it shall not affect any other section, paragraph, subdivision, clause, phrase, word or provision of this ordinance, for it is the definite intent of this City Commission that every section, paragraph, subdivision, clause, phrase, word or provision hereof be given full force and effect for its purpose.

**Section Eight:** This Ordinance shall NOT be codified but will become effective on and after adoption and publication as required by law.

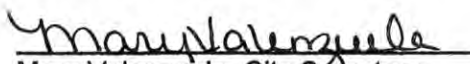
**Section Nine:** This Ordinance was considered, passed, and approved at a regular meeting of the City Commission of the City of Kingsville, Texas at which a quorum was present and which was held in accordance with Chapter 551 of the Texas Government Code, and Chapter 102 of the Texas Local Government Code.

**INTRODUCED** on this the 4th day of September, 2018.


**PASSED** on this the 10<sup>th</sup> day of September, 2018.

  
Sam R. Fugate, Mayor

**ATTEST:**

  
Mary Valenzuela, City Secretary

**APPROVED AS TO FORM:**

  
Courtney Alvarez, City Attorney

**EFFECTIVE DATE:** September 27, 2018

ORDINANCE NO. 2018- 53

**AN ORDINANCE ESTABLISHING AND ADOPTING THE AD VALOREM TAX RATE FOR ALL TAXABLE PROPERTY WITHIN THE CITY OF KINGSVILLE, TEXAS FOR THE FISCAL YEAR BEGINNING OCTOBER 01, 2018 AND ENDING SEPTEMBER 30, 2019, DISTRIBUTING THE TAX LEVY AMONG THE VARIOUS FUNDS, AND PROVIDING FOR A LIEN ON REAL AND PERSONAL PROPERTY TO SECURE THE PAYMENT OF TAXES ASSESSED.**

**BE IT ORDAINED BY THE CITY COMMISSION OF THE CITY OF KINGSVILLE, TEXAS,** that the ad valorem tax rate for all taxable property within the city limits of Kingsville, Texas for FY 2018-2019 be established and adopted as follows:

**Section One: THIS TAX RATE WILL RAISE MORE TAXES FOR MAINTENANCE AND OPERATIONS THAN LAST YEAR'S TAX RATE.**

Section Two: That there be and there is hereby levied and ordered collected on each One Hundred Dollar (\$100) valuation of all taxable property, real, personal, and mixed, within the corporate limits of the City of Kingsville, Texas, for the tax corporate limits of the City of Kingsville, Texas, for the tax year 2018 starting October 01, 2018 and ending September 30, 2019, the sum of \$.83000 based on 100% of the fair market value.

Section Three: Said levy shall be distributed in the following manner:

FOR GENERAL FUND EXPENDITURES (Maintenance & Operations), the sum of \$.66488 on each one hundred dollars (\$100.00) assessed valuation of such property.

FOR DEBT SERVICE FUND EXPENDITURES of annual principal, interest, and service fees of all General Obligation Bonds, Warrants, Certificates of Obligation, and Combination Tax and Junior Lien Revenue Certificates of Obligations, of the City of Kingsville, the sum of \$.16512 on each one hundred dollars (\$100) assessed valuation of such property.

Section Four: That said taxes shall be due and payable at the time and in the manner provided by ordinances of the City of Kingsville and laws of the State of Texas, relating to the payment of taxes and providing for penalties and interest on delinquent taxes.

Section Five: There is hereby fixed, levied on each and every item of taxable property a lien for the purpose of securing the certain payment of the taxes assessed against said item of property and said lien shall continue to exist against any item of property against which a tax is assessed hereunder until such tax together with all penalties and interest shall be paid.

Section Six: This ordinance shall be in full force and effective ten days from and after the date of the second publication in a local newspaper as provided by law and the City Charter of the City of Kingsville.

Section Seven: The tax rate established and adopted by this ordinance and a copy of this ordinance shall be filed in the office of the Tax Assessor Collector.

Section Eight: That no discounts or split payments are allowed for the 2018 tax year.

Section Nine: That an exemption of \$8,400.00 be granted for any person of age sixty-five (65) or over.

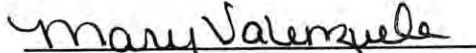
Section Ten: The Kleberg County Tax Assessor-Collector is hereby authorized to assess and collect the taxes of the City of Kingsville employing the above tax rate.

**INTRODUCED** on this the 4th day of September, 2018.

**PASSED** on this the 10th day of September, 2018.

  
Sam R. Fugate, Mayor

**ATTEST:**

  
Mary Valenzuela, City Secretary

**APPROVED AS TO FORM:**

  
Courtney Alvarez, City Attorney

EFFECTIVE DATE: September 27, 2018



## CITY MANAGER’S BUDGET MESSAGE

September 10, 2018

Honorable Mayor Sam Fugate and Members of the City Commission  
City of Kingsville  
400 W. King  
Kingsville, Texas 78363

Dear Mayor Fugate and City Commission:

Transmitted herein is the City of Kingsville’s FY 18-19 adopted budget. The adopted FY 18-19 budget of \$45,764,362 reflects a 0.50% decrease of \$231,086 from the FY 17-18 adopted budget of \$45,995,446.29. The adopted budget represents a strategic approach to responding to the City’s budgetary needs as well as the City Commission priorities, while working towards a commitment to position the City for long-term financial stability.

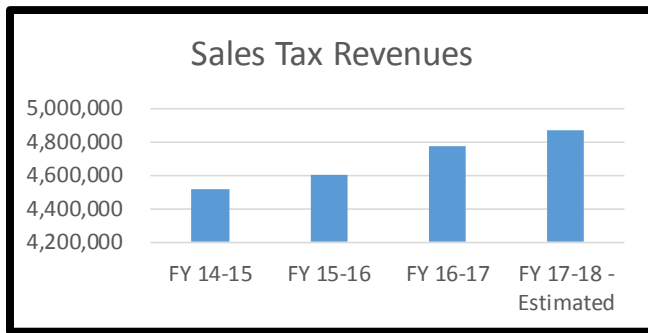
### Overall Budget

FY 17-18 Adopted Budget	\$45,995,448.29
FY 18-19 Adopted Budget	<u>45,764,362.00</u>
Change	(\$231,086)
Percentage	-0.50%

### **Budget Highlights**

Since the conclusion of the Goals & Objectives Workshop with City Commission that took place on June 20, 2018, staff has worked diligently to address the key areas identified then by finding efficiencies and utilizing our creativity to maneuver our finances and our organizational structure to better position our City for success. As an example of this maneuvering, the upcoming year approves increased salaries to the Street Division utilizing the Street Fund. Improved salaries within the Street Division will help ensure the division is consistently fully staffed.

The General Fund will see an increase in revenues, primarily driven by the success of Economic Development. For the fourth year in a row, we estimate receiving an increase in Sales Tax revenue due to new retail and restaurant development.



Sales Tax Revenues

FY 14-15	4,520,268
FY 15-16	4,599,145
FY 16-17	4,770,174
FY 17-18 - Estimated	4,866,946

Additionally, property tax revenue is increased due to increases in real property valuations. The increase in property valuations are due to a combination of increased values in sites thanks to retail development and the addition of residential development.

The increased General Fund revenue will allow us to enhance Quality of Life within our community by focusing on improving our Parks & Recreation operation. FY-19 will see the opening of a Dog Park and more improvements to Brookshire Pool. Furthermore, the continuation of a Park Maintenance Fund will ensure continued funding for maintenance and neighborhood park playground improvements. Furthermore, improvements to the Golf Course will continue in the form of increased funding to maintenance and operations to improve the chance of success on the investments made during FY-18.

FY-19 will see the continuation of the Street User Fee as the City continues to implement its Street Maintenance Improvement Plan (SMIP) that was originally adopted in FY 2013. Greater focus on drainage and sidewalks will come in the form of the completion of a Drainage Master plan and participation in grant programs with the State of Texas for new sidewalks. Specifically, coordination and collaboration with TXDOT will bring about sidewalks on King Street between 14<sup>th</sup> and I-69 – a project that the community has been wanting for a long time.

Work on improving our facilities will continue in FY-19 with the addition of staff within our Maintenance Division. The City has invested money and time into improving many of our facilities over the last two fiscal years and FY-19 will focus on ensuring we can maintain what we have.

Overall City Employees will see a 2% Cost of Living Adjustment for the first time in several years. However, there are challenges to several areas in the budget as well, ranging from plateauing revenues with Municipal Court, declining Planning/Permitting revenues and deficit budgeting.

Revenues in water sales are projected to increase due to changes in the utility rates. The utility rates have not changed since FY-13 and FY-19 will see them increase by 2% in water and 18% in wastewater. The new revenues will ensure the City does not budget deficit the Utility Fund which has been deficit budgeted since FY-12 and continues to be deficit budgeted to address major renovations needed to the wastewater clarifier.



The Budget Summary details the FY-19 Goals & Objectives developed, and observations made via the Performance Measures that you can find in the newly improved Department Profiles. It also goes into greater detail on our changes to the organizational structure and departmental staffing levels. Detailed information on our revenues, expenses, continued and new initiatives, as well as information on our challenges can also be found in the Budget Summary section and was presented during Budget Workshops at the end of August.

### **FY 2018-2019 Budget Summary**

#### ***Budget Input Process***

A Budget Workshop was held with City Commission on June 20, 2018 to determine the goals & objectives for the FY 2018-2019 budget and beyond. The following were the top five Commission Priorities from that facilitated process:

- **Infrastructure**
  - o Street Maintenance Program
  - o Drainage Improvements
  - o Wastewater Treatment Plant Capacity
  
- **Economic Development**
  - o Downtown Revitalization
  - o Local Activities
  - o Stopping the Leakage
  
- **Employee Wages & Benefits**
  - o Better Pay
  - o Affordable Health Insurance
  
- **Code Enforcement**
  - o Beautification
  - o Abatements
  
- **Quality of Life**
  - o Parks & Golf Course
  - o JK Northway Exposition Center

Along with the Commission priorities, the budget also considers the following City Manager priorities:

- **Organization**
  - o Evaluation of all departments and divisions for further consolidations to maximize usage of resources and improve accountability/oversight
  - o Continuation of the modernization of City processes via technological enhancement and updates to policies/procedures (21<sup>st</sup> Century City)
  - o Continuation of renovation/maintenance of employee work spaces
  
- **Follow Through**
  - o Completion of initiatives/projects that began in FY-18

### **Performance Measures & Quarterly Budget Reporting**

Performance Measure Reporting began in FY-16 and staff continues to track these measures for internal use and for the publication of the Monthly Performance Measure and Activity Report. Staff also presents Quarterly Budget Reports which also helps track where we stand with revenues and expenditures. Based on these internal performance measures and the Quarterly Budget Reports we could determine the following trends that will have an impact on the FY-19 Adopted Budget:

- Municipal Court Fines: Revenues are plateauing after two years of continual decreases.
  
- Planning & Development Services: Continuation of decreased revenues and permits due to decrease in large multi-family developments as well as decrease in single family homes.

### **Maintaining Financial Stability**

*Fund Balance Usage:* One of the ways that the City maintains financial stability is through its fund balance policy for the General Fund and Utility Fund. Prior to last fiscal year, the City required a 25% fund balance reserve for these two main operating funds. This requirement was adopted by the City Commission, through a resolution, on September 26, 2011. The minimum required fund balance prescribed by the City Commission equaled 25% (equal to 90 days of operations) of the succeeding year's budgeted expenditures and transfers-out. However, in FY-18, the Commission approved both fund balance requirements could be reduced to no less than 60 days or 20%. The difference would have to be spent solely on one-time expenditures and could not be part of the city's regular operating budgets. This change would allow the Commission to have flexibility on the fund balance in future years. With this change, it was stipulated that if the fund balance ever went below 25%, there would be a required 5-year payback to bring it back up to the 25% level. In FY-18, the City chose to reduce only the fund balance of the Utility Fund to 20%. With a 5-year build back schedule, the FY-19 Utility Fund balance reserve requirement is 21%. The FY-19 Adopted Budget satisfies the required fund balance reserves for both the General Fund and Utility Fund.

For a complete listing of all Fund Balances, see "Fund Balance – By Fund Type", page 78.

*Deficit Budgeting:* In prior years, it was acceptable to use fund balance reserves to assist in balancing the budget. Beginning in FY -19, there is a concerted effort to reduce the amount of fund balance reserves drawdown. Fund balance reserves usage for General Fund continues to increase by \$47,019 from \$596,342 in FY 17-18 to \$643,361 in FY 18-19. Fund balance reserves usage for the Utility Fund continues to be deficit budgeted by \$736,915 for FY 18-19 due to major renovations that are needed to the wastewater clarifier. Through budget workshops, it was decided that this project had to take priority and estimated revenue increases from the adopted utility rate increases would allow this project to be funded while maintaining the fund balance requirement. Deficit budgeting in Tourism Fund has been reduced as well by \$112,245 from \$232,435 in FY 17-18 to \$120,190 in FY 18-19.

*Separation of Operating and Non-Operating Funds Budget:* In an effort to assist the reader in understanding how the budget is derived, it was determined that the operating budget needed to be presented separately from the non-operating budget. The operating budget are for funds that have a regular revenue stream. The non-operating budget is for funds that do not have a regular revenue stream such as those funds which are project related and created when bonds or certificates of deposits are sold; or funds that are funded through interfund transfers for one-time capital projects such as General Fund and Utility Fund Capital Project funds 091 and 054; Police Seizure Funds and Grant Funds. Bond funds and/or CO Series Funds have the initial source of proceeds as revenues and as projects are completed, the funds are closed out. Police Seizure funds may not be entirely spent in the year of the seizure resulting in deficits in future years. Combining the non-operating funds with the operating funds distorts the budgetary numbers in that it appears that the City is deficit budgeting when in fact it is only spending down the funds for the purpose the funds were initially set aside for.

<b>Operating Funds</b>	
001 – General Fund	002 – Tourism Fund
011 – Debt Service – GF	012 – Debt Service – UF
025 – Building Security Fund	031 – Municipal Court Technology
051 – Utility Fund	055 – Storm Water Drainage Capital Projects
087 – Solid Waste Capital Projects	090– Landfill Closure
092 – Street Maintenance Fund	093 – Park Maintenance Fund
098 – Economic Development Fund	138 – Insurance Fund
202 – Tourism Façade Grant Program	
<b>Non-Operating Funds</b>	
005 – Police Forfeiture Fund	009 – Law Enforcement – Police
010 – Law Enforcement – Fire	016 – PD Stonegarden
017 – PD Border Star	019 – PD JAG Grant
023- PD Step Grant	026 – Golf Course Capital Maintenance
027 – EMS Fund	028 – Federal Forfeiture Fund
029 – JAG Grant 2017	030 – Red Ribbon Drug Awareness
033 – CO Series 2016	039 – CO Series 2002-2002A GF
054 – UF Capital Projects	062 – CO Series 2005
064 – CO Series 2009 GF	065 – CO Series 2011 GF

066 – CO Series 2011 UF	067 – CO Series 2013 Streets
068 – CO Series 2013 Drainage	071 – FEMA Assistance
078—Texas Parks & Wildlife Grant	079 - TX Capital Main Street
082- TX CDBG Grant	083—Criminal Justice Division OOG Grant
091 – GF Capital Projects	097 – Vehicle Replacement Fund

*Debt Service Coverage Levels:* In looking ahead and in consultation with our financial advisor it was decided that our Utility Fund debt service reserves needed to have a higher coverage ratio than currently maintained. Even though there were no specific requirements or mandated coverage requirements, best practices indicate that the City should maintain a 1.15% coverage reserve. In FY-19, the adopted budget addresses the gradual build up to this coverage level within a 5-year period which is the time span when additional debt capacity would be available.

**Budget Overview**

The FY-19 Adopted Budget attempts to address the goals and objectives through either staff/organizational changes or increased financial commitments. This is accomplished by finding new, different and creative ways to fund our recurring operating and our one-time capital outlay expenses. The creativity is required due to the financial limitations that are presently on going.

Category	FY 16-17	FY 17-18		FY 18-19
	Actual	Current Budget	Estimated Actual	Adopted Budget
Revenues	\$42,198,352	\$39,317,347	\$40,382,543	\$40,854,156
Expenditures	46,223,586	48,770,798	45,183,087	45,764,362
Net Annual Surplus (Deficit)	(\$4,025,234)	(\$9,453,451)	(\$4,800,544)	(\$4,910,206)

The revenues, expenditures and net annual surplus figures above are representative of the total budget for the City of Kingsville. The total budget includes 37 funds that are made up of different types of funds ranging from operational funds to special purpose funds such as Economic Development and Vehicle Replacement Fund. It also includes other vital funds such as our Insurance Fund and funds associated with capital improvements such as our Certificate of Obligation and Debt Service Funds. *For further information, see All Funds Combined, page 73.*

On September 26, 2011, the City Commission adopted a resolution requiring the City to maintain certain minimum fund balances for the City’s General and Utility operating funds. The minimum required fund balance prescribed by the City Commission equaled 25% (equal to 90 days of operations) of the succeeding year’s budgeted expenditures and transfers-out. However, last year the resolution was amended to allow the City the ability to drop the Fund Balance to 20%. This allows the City Commission to have flexibility on the Fund Balance moving forward. The City’s general and utility funds meet the requirements of the new resolution adopted on September 25, 2017 which have the General Fund at 25% and the Utility Fund at 21%. That resolution dictated that if the time came to lower the Fund Balance to 20% it must be proceeded with incremental increases to build it back up to 25%. At this rate we expect the Utility Fund to be back at 25% by FY-23. However, with the adoption of increased utility rates, the estimated ending

fund balance of 25% for FY-19 has been reached. *For a complete listing all Fund Balances, see “Fund Balance – By Fund Type”, page 78.*

**Capital Vs. Operational Expenditures (Net Annual Surplus-Deficits)**

Net Annual deficits occur whenever annual expenditures exceed annual revenues within a specific fund. The FY-19 Adopted Annual Budget accounts for a deficit primarily driven by the fact that we have Capital vs. Operational Expenditures to account for. For example, we account for usage of funds from the CO 2016 Series Fund which won’t be reflected as revenues in FY-19 only as expenditures.

The table below is representative of three operational funds only: General, Utility & Tourism Funds. Looking at these three funds alone is a more accurate depiction of our primary operational budgets. The Net Annual deficit for these funds specifically are primarily due to continuing the Parks & Recreation operation as well as the JK Northway under Tourism.

Category	FY 16-17	FY 17-18		FY 18-19
	Actual	Current Budget	Estimated Actual	Adopted Budget
<b>Revenues</b>				
General Fund	\$19,331,693	\$20,015,961	\$19,130,476	\$19,219,911
Utility Fund	8,841,403	8,023,321	8,578,041	9,117,606
Tourism	609,125	554,780	589,257	604,221
Total Revenues	28,782,221	28,594,062	28,297,774	28,941,738
<b>Expenditures</b>				
General Fund	18,761,740	20,821,407	19,789,293	19,863,272
Utility Fund	9,464,792	8,806,970	8,767,311	9,854,521
Tourism	783,265	789,715	768,739	724,411
Total Expenditures	\$29,009,797	\$30,418,092	\$29,325,343	\$30,442,204
Net Annual Surplus (Deficit)	(\$227,576)	(\$1,824,030)	(\$1,027,569)	(\$1,500,466)

**Revenues**

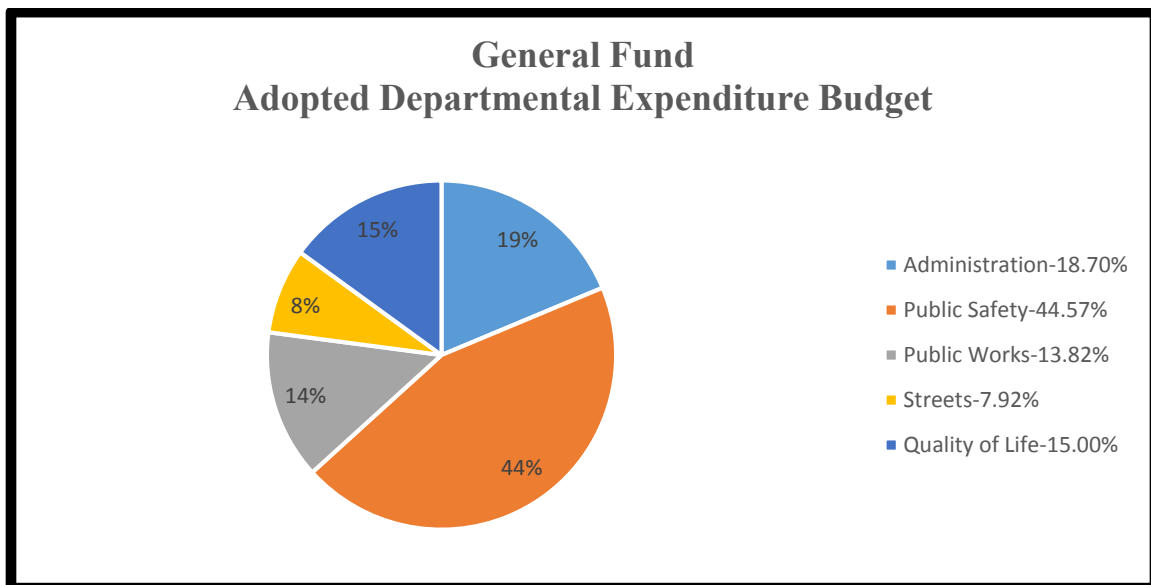
- General Fund: Overall increase in revenues due to increases to Sales Tax & Property Tax revenues. However, revenues for some Fees/Fines are plateauing while others are continuing to decrease:
  - o Sales Tax: Due to the opening of several new retail and the influx of new housing and jobs in the area has cultivated and increase in sales tax revenue.
  - o Property Tax: Due to increased real property valuations that can be attributed to redevelopment efforts as well as new housing.
  - o Municipal Court: Fines took a dip for three consecutive years between FY 16 and FY 18, but they are beginning to plateau now in FY 19.
  - o Planning & Development Services: Fees are continuing to decline

- Utility Fund: Increase in revenues are projected for the first time in three years largely due to the increase in water and sewer rates adopted on July 30, 2018 which will go into effect on August 16, 2018.
- Tourism Fund: With a new hotel (Marriot Townplace Suites) scheduled to open this Fall it is projected revenues will increase accordingly. *For further information, see "Where The Money Comes From", page 75 and 76.*

## Expenditures

For the most part recurring expenditures are focused in the same areas in FY-19 as they were in FY-18. Some of the bigger changes associated with expenditures include increases to compensation via Cost of Living Adjustment and increases to maintenance and utilities.

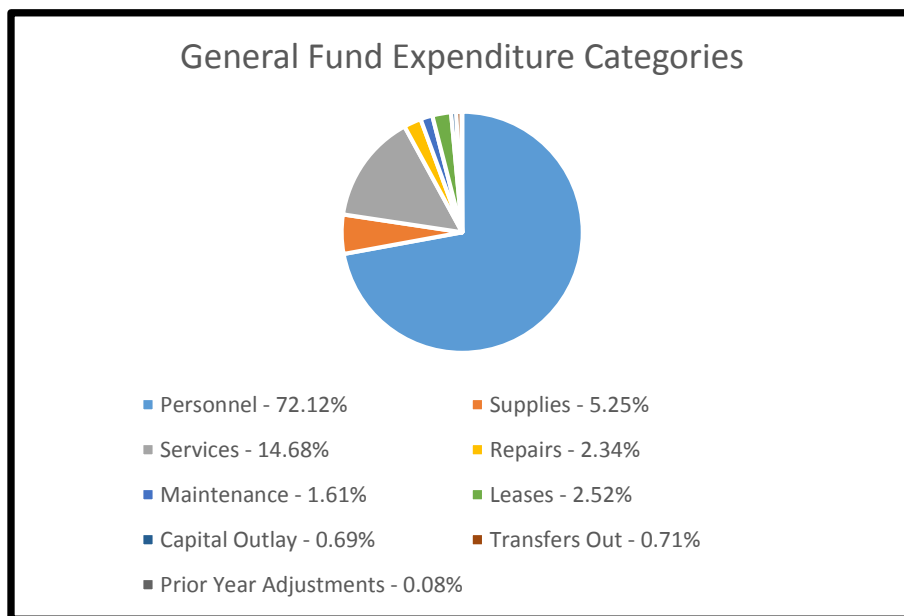
Since the General Fund is the primary fund made up by our local tax payers and is also home to the core functions of the city, below is a more detailed break out of the expenses for General Fund in the FY-19 Adopted Annual Budget.



- Administration – City Commission, City Manager, Municipal Building, City Special, Human Resources, Risk Management, Legal, Finance, Purchasing/IT
- Public Safety – Police, Fire, Volunteer Fire
- Public Works – Public Works Admin, Solid Waste Management, Engineering, Service Center, Garage, Street (Public Works Admin & Engineering are split with Utility Fund)
- Streets – Street Operations in the General Fund
- Quality of Life – Planning, Community Appearance, Health, Parks, Golf, Library

As visible by the pie chart above, 44.57% of our General Fund expenses are consumed by our Public Safety Departments and the lowest recipient of General Fund dollars is our Street Operations within the General Fund. However, this is deceiving considering we have a Street User Fee that began collections in FY-17 to help supplement the street operations of the City. In FY-19 this will make a bigger difference since for the first time we will be supplementing labor expenditures from the Street Fund. Furthermore, from the perspective of a tax payer, keeping administration expenses below 20% insures that most of the general fund dollars are spent on more direct, visible and tangible purposes.

The pie graph below depicts a different way of seeing how we utilize our General Fund dollars. This shows that 72.12% is adopted to be spent on personnel related expenditures in FY-19.



Expenditure Category

Personnel - 72.12%	14,324,803	72.12%
Supplies - 5.25%	1,043,723	5.25%
Services - 14.68%	2,916,881	14.68%
Repairs - 2.34%	464,399	2.34%
Maintenance - 1.61%	320,205	1.61%
Leases - 2.52%	499,769	2.52%
Capital Outlay - 0.69%	137,081	0.69%
Transfers Out - 0.71%	141,411	0.71%
Prior Year Adjustments - 0.08%	15,000	0.08%
<b>Total General Fund Expenditures</b>	<b>19,863,272</b>	<b>100%</b>

As is customary, department directors submit supplemental requests every year. This year the adopted budget accounts for 45.92% of the total amount requested in expenditure increases, technology, personnel and capital outlay. Break out of these requests by category can be found in the table below, with further detail in the attachments:

Supplemental Requests		FY 18-19	
Supplemental Request	Budget Reference	Requested	Proposed
Technology	Page 64 through 67	\$527,127.03	\$244,177.00
Expenditure Increases	Page 57 through 63	691,064.00	468,037.00
Personnel Changes	Page 55 through 56	798,840.60	196,940.00
Capital Outlay	Page 68 through 71	3,429,075.00	1,591,807.00
Total Requests		\$5,446,106.63	\$2,500,961.00

For further information on all funds, see “Where The Money Goes”, page 77.

**Organizational Structure & Staff**

The FY-19 Adopted Annual Budget includes various organizational changes and staff changes intended to improve our internal operations as well as enhance the delivery of service to residents while keeping a balanced budget. The overall changes result in the un-funding of two positions and the addition of two positions for a net that equals the same amount as FY-18. The net change for part-timers is one additional and the net change for interns is a reduction of two.

In FY-18 the City of Kingsville had 283 Full Time Positions and in FY-19 the City is proposing to have 283. The breakdown comparison is as follows:

Type	FY 18-19	FY 17-18	Difference
Full-Time	283.00	283.00	0.00
Part-Time	28.00	27.00	1.00
Temporary/Seasonal	24.00	21.00	3.00
Interns	2.00	4.00	(2.00)
Totals	337.00	335.00	2.00

- Tourism Department manages the JK Northway Coliseum since FY-17. With the move came 1 FT Maintenance Worker from Parks. In FY-18 we added a PT Facilities & Event Specialist and FY-19 will see additional seasonal temp workers for Special Events.



- A new Facilities Division was created in FY-17 to handle janitorial and building maintenance for core City Facilities. The FY-18 budget saw the addition of part time assistance for the division but with the increased facilities that the division is taking on it necessitates additional help. Consequently, the FY-19 budget proposes the addition of 1-Full Time Maintenance Worker for the division. New facilities for FY-19 under the responsibility of this division now include the Golf Course Pro Shop as well as the newly renovated Municipal Building. Additional man hours are also needed to help maintain the landscaping around City Hall that we plan to hopefully get done by end of this calendar year. Furthermore, this division now reports to the Finance Director.
- FY-19 will see the reclassification of positions within the Street Division that will come with better compensation and a more specific focus to street improvements.
- FY-19 will see the freezing of three positions not funded including the Golf Course Manager, Building Inspector and 1 Animal Control Specialist.

For more details on the staff changes, new organizational structure and historical staffing levels please reference the following attachments:

<u>Schedule</u>	<u>Budget Reference</u>
Organizational Chart	39
Position Summary By Fund/Department	83
10 Year Staffing History	81

In FY-17 the City implemented the first year of a three-year compensation plan that was developed with the assistance of an outside consultant. However, due to budget constraints and increased health premiums the City absorbed in FY-18, the City made minimal strides in this effort in FY-18. After reevaluating that plan staff is interested in developing a longer-range plan with FY-19 being the third year of that plan. FY-19 does make a couple of recommendations from the consultant as well as a 2% across the board Cost of Living Adjustment.

## BUDGET MESSAGE

<b>COMPENSATION PLAN RECOMMENDATIONS</b>	<b>Year 1 FY 16-17</b>	<b>Year 2 FY 17-18</b>	<b>Year 3 FY 18-19</b>	<b>Year 4 FY 19-20</b>	<b>Year 5 FY 20-21</b>
Non Exempt Rate Schedule Standardize 4% between Classes	Achieved				
Non Exempt Rate Schedule Standardize 3% between Steps	Achieved				
Non Exempt Classification - Combine Classes 7 and 8	Achieved				
Non Exempt Classification - Combine Classes 9 and 10	Achieved				
Exempt - adjust personnel due to DOL Overtime Proposed Regulations at time of budget preparation	Achieved				
Exempt - Adjust personnel to 95% of public sector midpoint as per Public Sector Personnel Consultants compensation study	Achieved				
Adjust, correct and/or add classes per Public Sector Personnel Consultants compensation study suggestions	Achieved				
Non Exempt Class Correction Animal Control Specialist			Proposed		
Non Exempt Class Correction Equipment Operator I					
Non Exempt Class Correction Equipment Operator II					
Non Exempt Class Correction Equipment Operator III					
Non Exempt Class Correction Telecommunications Operator					
Non Exempt Class Correction Lead Telecommunication Operator		Achieved			
Non Exempt Class Correction Maintenance Technician					
Non Exempt Class Correction Lead Maintenance Technician					
Exempt - Adjust personnel to 100% of public sector midpoint as per Public Sector Personnel Consultants compensation study					
1% COLA for non-impacted Exempt positions (16)					
Update percentage of increase on anniversary of 10, 15, and 20 years from 2% to 3% to standardize anniversary schedule			Proposed		
Non Exempt and Exempt COLA and/or			Proposed		
Non Exempt and Exempt Longevity - \$4 per year of service per month					

## Key Initiatives/Projects

### **Parks & Recreation**

Focus on this aspect of Quality of Life continues via the ongoing implementation of the Parks Master Plan completed in March 2017. FY-17 saw improvements with the addition of staff and combination of resources that resulted in the merger of Golf & Parks Divisions. Furthermore, FY-17 saw major technological improvements to Golf & Parks operations. FY-18 focused on improvements at Brookshire Pool, Downtown Pavilion and the opening of a Skate Park, Splash Pad and Kiddie Pool. FY-19 will focus on completion of a Dog Park at DKP, additional improvements to the Brookshire Pool and continued maintenance improvements to neighborhood parks and ball fields at DKP. The continual funding of the Park Maintenance Fund is key in investing more funds to park maintenance and enhancements as needed.

### **City Facility Maintenance & Enhancements**

FY-17 saw the creation of a Building Maintenance Division and gradually the City is focusing on centralizing maintenance operations for efficiency purposes. FY-18 saw the addition of part timers to assist with this effort for 5 facilities under the responsibility of the division. FY-19 will continue down the path of centralization with the addition of more staff and increase in number of direct facility responsibilities to 12.

### **Economic Development**

Support of Economic Development efforts will continue through the continual funding of the agreement with the Economic Development Council and support of a new Strategic Plan that aims to focus on growing our industrial and manufacturing presence. The City will continue to evaluate properties the City owns for redevelopment and/or to put on the market for sale to try and spur development.

### **Public Safety**

The Police Department will see (5) new vehicles once again thanks to Chapter 59 funds. Additionally, the budget accounts for usage of CO 2016 Funds to fund a new Pumper to replace a 19-year old Fire Engine.

### **Wellness**

One of our biggest challenges you will read about in the next section is around the financial sustainability of our Self Insurance Fund. Part of the challenge is due to increased Health Care costs. To be proactive about future expenses we must be proactive with promoting a healthy lifestyle amongst our employees. Staff has begun looking at wellness initiatives and FY-19 will see the continuation of that. Strengthening partnerships with local gyms, formalizing a program for employees and creating a safe place for employees within HR to work through their issues are all part of a strategy to improve wellness.

## **Infrastructure**

FY-19 will see the continuation of the Street User Fee that funds our Street Maintenance Improvement Plan (SMIP) and will see the reclassification of positions within the Street Division to have a crew that is more street specific at higher compensation. With the completion of a Drainage Master Plan FY-19 will see staff focus on finding funding opportunities to help implement the solutions presented as part of the plan. FY-19 will also see the beginning of a 10 Year Capital and Maintenance Plan for the Utility Fund. The first year of the plans help address Waste Water Plant issues at the South Waste Water Treatment Plant.

## **Technology Upgrades**

Technology is one of the key elements in improving productivity, efficiency and customer service. It is key in our pursuit to become a 21<sup>st</sup> Century organization. Consequently, this budget accounts for continued investment in technology upgrades such as the continual upgrading of our phone and internet systems as well as new software for the Animal Shelter operation within the Health Department.

## **Challenges for FY-19 & Beyond**

The challenges described below are intended to help bring to light issues that need to be addressed and assessed throughout the upcoming fiscal year in order to ensure adequate funding in FY-20 and beyond.

## **Tourism Operations**

The transfer of the JK Northway Coliseum in FY-17 to the Tourism Department brought and continues to bring challenges associated with the business model of the coliseum. Historically, the coliseum was part of the Parks & Recreation Department and consequently funded by General Fund revenues made up of local tax payer dollars. However, the bad business model of the coliseum resulted in its operation being heavily subsidized by the Parks & Recreation budget. This additional responsibility on the Tourism Fund has contributed to the reduction in the fund balance. The Tourism Fund Balance in FY-17 was \$405,535, in FY-18 it is expected to be \$225,064 and in FY-19 we are budgeting it to potentially end up at \$104,874. Thus, the business model for the JK Northway Coliseum must continue to evolve as it has already started to begin narrowing the gap between its revenues and expenses for the Tourism Fund to become more financially stable and sustainable. The additional staffing resources approved through the adoption of FY 18-19 budget allows the City the ability to have more events resulting in additional revenues.

**Golf Course**

The City took over the Golf Course in FY-15 and since that time period the financial losses each year have been as follows:

Golf Losses:

Fiscal Year	Loss
FY 14-15	(234,269)
FY 15-16	(229,662)
FY 16-17	(271,042)
FY 17-18	(364,928)
FY 18-19 - Budgeted	(199,968)
<b>Total Losses</b>	<b>(1,299,869)</b>

The General Funds are budgeted in deficit in large part due to the Golf Course and the Park System and it is imperative that we continue to work on ways to generate more revenue or explore opportunities with community partners that will alleviate its dependence on the General Fund. This alleviation of dependence is critical since the General Fund will always prioritize funding public safety, general parks, public works, etc. over an operation like the Golf Course.

**Utility Operations**

The Utility Department has, for several years now, relied on Certificates of Obligation funding to assist with its recurring maintenance operations. Even though the FY-19 adopted budget includes additional estimated revenues from recent rate increases which will assist with ongoing maintenance expenditures, the overall capital needs of the Utility operation remain a concern. With no capacity for CO's until 2026, how the City will either create additional capacity or seek other funding alternatives is something to keep an eye on. The 10-year utility capital plan calls for over \$42.565 million over the next 10 years.

**Insurance Fund**

For the last several years, the City has made supplemental deposits from the General Fund, Utility Fund & Tourism Fund into the Insurance Fund. Due to budget limitations, FY-19 does not have any transfers into the Insurance Fund. Overall, the City funds slightly higher than expected health plan costs. For FY-18 the City shared the funding costs with employees on a 95% to 5% ratio for those employees selecting Employee/Only coverage and on a 90% to 10% ratio for those employees selecting Employee/Dependent coverage. For FY-19 the City is proposing a change in funding ratios ranging from 88.2% to 91.3% for Employer and 8.7% to 11.8% for Employee (Employee/Only 8.7%; Employee/Spouse 11.8%; Employee/Child 9.2%; Employee/Family 11.3%). Funding covers health plan cost of administrative fees, stop loss coverage, medical and Rx claims, etc.

ENTRUST, the City’s current third-party health plan administrator, projects funding levels based on claim history and combination of other factors. Projections are usually within the stated range as ENTRUST has the City’s 17-year plan history to assist with the projections. See information below for summarized FY-19 adopted changes.

	City Share (annualized) For Current FY-18	Adopted City Share For FY-19	Annual Difference
Employee/Only	\$6,869	\$5,820	(\$1,049)
Employee/Spouse	\$14,072	\$11,335	(\$2,737)
Employee/Child	\$14,072	\$10,721	(\$3,351)
Employee/Family	\$14,072	\$15,564	\$1,492

	Employee Share (annualized) For Current FY-18	Adopted Employee Share For FY-19	Annual Difference
Employee/Only	\$360	\$552	\$192
Employee/Spouse	\$1,416	\$1,512	\$96
Employee/Child	\$1,416	\$1,080	(\$336)
Employee/Family	\$1,416	\$1,992	\$576

Medical expenses continue to rise and cost sharing between employer/employee have not been keeping up with the increases, thus placing a heavier burden on our self-insurance fund. This has caused the fund to be supplemented over the last six years:

Additional Insurance Contribution History

Fiscal Year	General Fund 001	Utiltiy Fund 051	Tourism Fund 002	Task Force Fund 008	Total
2012-2013	\$216,775	\$91,392	\$0	\$27,056	\$335,223
2013-2014	211,145	44,808	0	12,679	268,632
2014-2015	0	0	0	0	0
2015-2016	117,635	24,016	1,343	7,006	150,000
2016-2017	80,563	18,551	886	0	100,000
2017-2018	0	0	0	0	0
	<u>\$626,118</u>	<u>\$178,767</u>	<u>\$2,229</u>	<u>\$46,741</u>	<u>\$853,855</u>

The fund should be self-funded and consequently, staff is proposing new health care plans changes for FY19 that distribute cost sharing in a manner that is more consistent with common practice. The entire fund and health care plans will continue to be evaluated, throughout FY-18 and into the FY-19 budget development process. Ensuring that it is truly self-funded is critical to the long term financial sustainability of not only this fund but also to the other funds that previously have had to assist this fund.

### **Conclusion**

This Budget Message, attached exhibits, and the Budget Summary schedules and graphs are intended to provide readers with a quick and informative view of City operations and finances for the Fiscal Year beginning October 1, 2018 and ending September 30, 2019. More specific information is contained in the body of the FY-19 Adopted Annual Budget.

While not all the goals & objectives were able to be addressed via the budget, significant progress is being made in this budget to make our City more efficient, customer service oriented, competitive and progressive. I am confident that we will continue to succeed with our Economic Development & Community Development initiatives and in future years we will have the ability to further improve our delivery of service to our residents.

I want to thank all Directors, the City Secretary, the Human Resources Department, and the Finance Department personnel for assisting with the preparation of the City Manager's FY-19 Adopted Annual Budget document.

Thank you and please contact me if you have any questions or comments.

Jesus A. Garza  
City Manager

cc: City Manager Directors and Staff / City Attorney / City Secretary / City Employees /  
Public Library / City Website / Local Media







## CITY COMMISSION



Sam Fugate  
Mayor



Edna Lopez  
Mayor Pro-Tem



Dianne Leubert  
City Commissioner



Hector Hinojosa  
City Commissioner



Arturo Pecos  
City Commissioner

The City of Kingsville Commission is composed of a Mayor & four commission members. The Commission meets the 2<sup>nd</sup> and 4<sup>th</sup> Monday each month at 6 p.m. in the City Hall Helen Kleberg Groves Community Room located at 400 West King Avenue. All meetings are open to the public. Citizens and employees are encouraged to attend.



## PURPOSE

The Kingsville City Commission recognizes that achieving our city's goals and vision hinges on the quality operation of our services and programs. To accomplish this, we foster an organizational culture that is built on the following core values:

## WE VALUE:

### COMMITMENT

*We will promote commitment from all employees to the vision, mission and core values established in this plan. We recognize that our success is dependent on our ability to meet our service commitments in an effective and caring manner. Our dedication and professionalism will be evident as we follow-up on our promises to ensure that our commitments have been met in a customer friendly and quality manner.*

### INNOVATION

*We will continue a tradition of creativity and innovation in the delivery of municipal services. We will seek out and apply innovative approaches in providing the best service to our customers. We will openly share our successes and areas needing improvement with others to affect continuous improvement to the standards of excellence in Kingsville.*

### INTEGRITY

*We will safeguard public trust by ensuring that our actions are consistent with our vision, mission and core values. We are dedicated to a standard of values that promotes honesty and ethical behavior. We will treat our customers as we would want to be treated and deliver the highest level of customer service possible.*

### LEADERSHIP

*We will build a team of highly qualified individuals to advance our leadership role in the community. We are dedicated to quality-focused principles and performance excellence in everything we do. Each of us will set high individual standards to ensure that our customers are provided quality service in a timely and cost-efficient manner.*

### SENSITIVITY

*We are committed to promote a workforce that respects and values diversity in our community. We must also be respectful and tolerant of the many ideas, emotions and circumstances of those living and visiting our community. We will promote the highest possible services for all customers while being sensitive to the differences among ourselves.*

### TEAMWORK

*We recognize the strength in teamwork and that our success is dependent on our ability to perform as a highly effective team. Through effective teamwork we can harness our energy, creativity and resources to design and implement programs and services that are the best that they can be. We will work cooperatively within all levels of our organization and with our partners to achieve this common vision.*





GOVERNMENT FINANCE OFFICERS ASSOCIATION

*Distinguished  
Budget Presentation  
Award*

PRESENTED TO

**City of Kingsville  
Texas**

For the Fiscal Year Beginning

**October 1, 2017**

*Christopher P. Morill*

Executive Director

The Government Finance Officers Association of the United State and Canada (GFOA) presented an award of Distinguished Budget Presentation to City of Kingsville for its annual budget for the fiscal year beginning October 1, 2017.

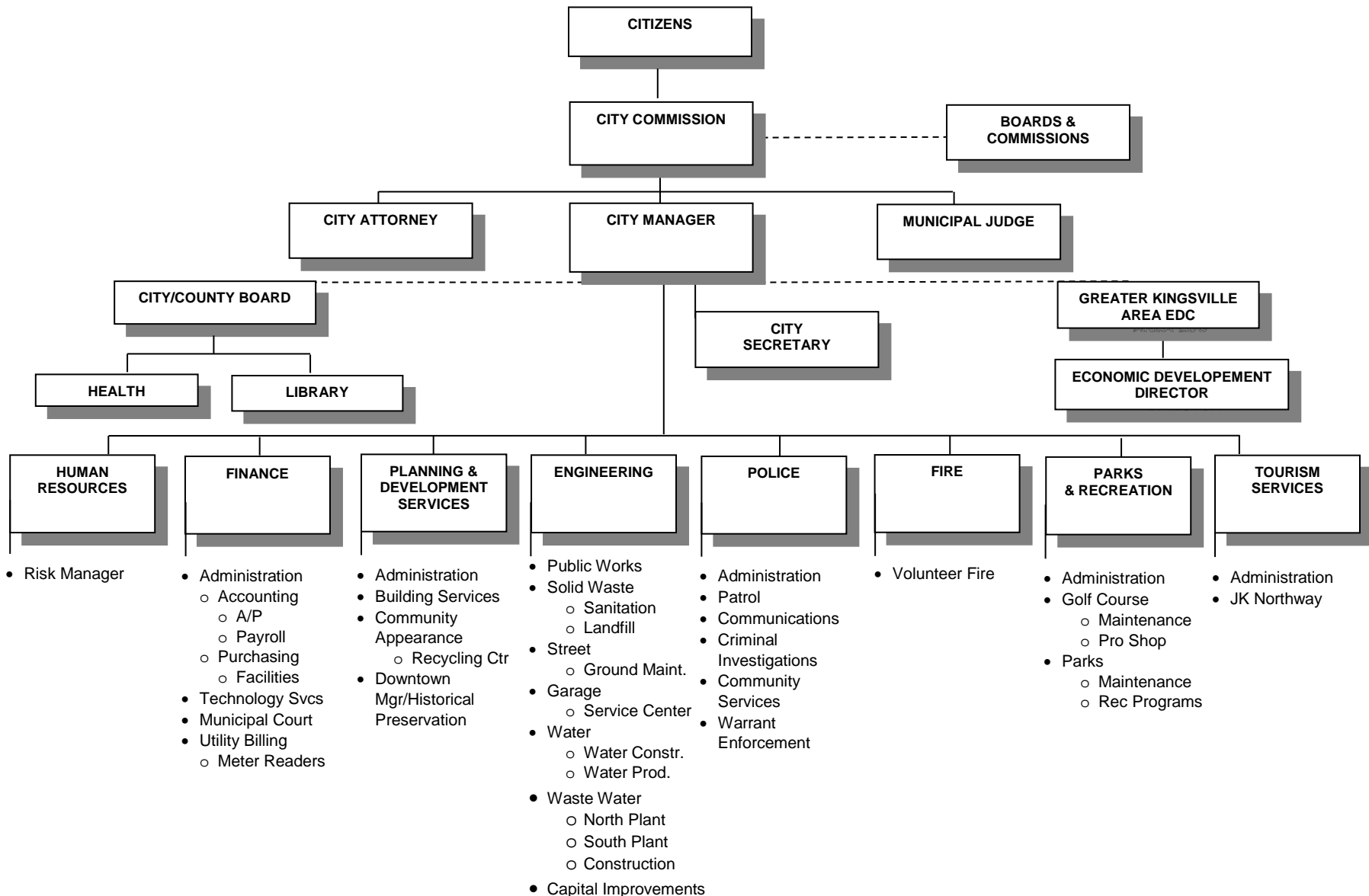
In order to receive this award, a governmental unit must publish a budget document that meets program criteria as a policy document, as an operations guide, as a financial plan and as a communication device.

The award is valid for a period of one year only. We believe our current budget continues to conform to program requirements, and we will submit it to GFOA to determine its eligibility for another award.





## FISCAL YEAR 2018-2019 ORGANIZATION CHART







# DEPARTMENT DIRECTORS

---



## **Jesus A. Garza, City Manager**

Phone: 361-595-8002      E-mail: [citymanager@cityofkingsville.com](mailto:citymanager@cityofkingsville.com)

## **Courtney Alvarez, City Attorney**

Phone: 361-595-8016      E-mail: [calvarez@cityofkingsville.com](mailto:calvarez@cityofkingsville.com)

## **Mary Valenzuela, City Secretary**

Phone: 361-595-8002      E-mail: [mvalenzuela@cityofkingsville.com](mailto:mvalenzuela@cityofkingsville.com)

## **Deborah Balli, Finance Director**

Phone: 361-595-8009      E-mail: [dballi@cityofkingsville.com](mailto:dballi@cityofkingsville.com)

## **Diana Gonzales, Human Resources Director**

Phone: 361-595-8017      E-mail: [hradmin@cityofkingsville.com](mailto:hradmin@cityofkingsville.com)

## **Tom Ginter, Planning & Development Services Director**

Phone: 361-595-8055      E-mail: [tginter@cityofkingsville.com](mailto:tginter@cityofkingsville.com)

## **Ricardo Torres, Police Chief**

Phone: 361-592-4311      E-mail: [chiefofpolice@kingsvillepd.us](mailto:chiefofpolice@kingsvillepd.us)

## **Adrian Garcia, Fire Chief**

Phone: 361-592-6445      E-mail: [agarcia@cityofkingsville.com](mailto:agarcia@cityofkingsville.com)

## **Rudy Mora, City Engineer**

Phone: 361-595-8004      E-mail: [rmora@cityofkingsville.com](mailto:rmora@cityofkingsville.com)

## **William Donnell, Public Works Director**

Phone: 361-595-8041      E-mail: [wdonnell@cityofkingsville.com](mailto:wdonnell@cityofkingsville.com)

## **Emilio Garcia, Health Director**

Phone: 361-592-3324      E-mail: [healthdirector@cityofkingsville.com](mailto:healthdirector@cityofkingsville.com)

## **Robert Rodriguez, Library Director**

Phone: 361-592-6381      E-mail: [kpldirector@kleberglibrary.com](mailto:kpldirector@kleberglibrary.com)

## **Janine Reyes, Tourism Services Director**

Phone: 361-592-8516      E-mail: [jreyes@cityofkingsville.com](mailto:jreyes@cityofkingsville.com)





# DOCUMENT GUIDE

---

The Document Guide provides users with a description of the major sections within the budget document. It provides a guide on how to find information and what is included in each section.

## BUDGET DISCUSSION

This section includes the Budget Message which provides an overview of the City's budget. It includes multiple topics including revenues, expenditures, fund balances, future projections, current major projects and future projects. The process the City undertakes during the budget season to prepare and present the budget along with how the budget is maintained throughout the year after the budget has been adopted is also discussed. A city profile, organization chart, listing of Boards and Commissions, fund structure summary, policy and procedure listing and master fee schedule are presented in the budget discussion.

## CONSOLIDATED REVENUES & EXPENDITURES

This section provides a budget summary of consolidated revenues and expenditures for all funds.

## OVERVIEW OF FUNDS BY TYPE

This section presents consolidated revenues and expenditures by fund type. For all funds with departments and divisions that have employees, mission statements, descriptions along with goals and objectives, organizational charts and FY 18-19 budget highlights are presented.

Funds have been broken into the following categories:

- Governmental Funds
- General Fund Capital Projects
- General Debt Service
- Tourism Fund
- Police Seizure Funds
- Grant Funds
- Enterprise-Utility Funds
- Self Insurance Fund

## GLOSSARY

This section provides definitions on terms that are used throughout the document to assist the reader.





# BOARDS AND COMMISSIONS

## HISTORICAL DEVELOPMENT BOARD

This board consists of seven voting members appointed by the City Commission. The members of the Board include:

- Two members to represent the Hotel Industry within the City of Kingsville.
- One member to represent the King Ranch Museum and/or the King Ranch Visitors Center.
- One member to represent the Conner Museum.
- One member to represent the historical downtown district/merchants.
- One member to represent Texas A&M University-Kingsville.
- One member must be a resident of the City of Kingsville.

In addition to the regular voting members of the Board, the City Manager and the Kleberg County Judge shall serve as ex-officio members of the Board with no voting privileges.

The board members are responsible for conducting a comprehensive assessment of the city's tourism potential and making recommendations to the City Manager of activities, programs, and expenditures as authorized by the Texas Tax Code, Chapters 351 and Texas Local Government Code Chapters 334 & 335, and any other applicable codes that will help increase tourism and visitors in Kingsville.

## ROBERT J. KLEBERG PUBLIC LIBRARY BOARD

This twelve member board is composed of:

- four city-appointed members;
- four county-appointed members;
- one city/county member; and
- three ex-officio members
  - City Manager
  - County Judge
  - Kingsville Independent School District Superintendent.

This board is responsible for:

- 1) Advocating for the library in the community and advocating for the community;
- 2) Planning short-term and long-term goals for the library;
- 3) Monitoring and evaluating the overall effectiveness of the library;
- 4) Adopting library policies; and
- 5) Hiring and evaluating the library director.

## PLANNING AND ZONING COMMISSION

This is a nine member commission in which members are appointed for two year terms.

The duty of this commission is

- 1) to recommend plans for future development of the City;
- 2) to also make recommendations regarding the redevelopment of specific areas of the City;  
and
- 3) to draft zoning regulations in accordance with law.

### CITY/COUNTY BOARD OF HEALTH

The City/County Board of Health is composed of seven members in which at least one is of the male gender and one is of the female gender. Three members are appointed by the City Commission and three are appointed by the County. One is appointed by both the City and the County. The City Manager and the County Judge are ex-officio members of this Board.

The Board is responsible for making recommendations to the City and the County regarding health issues. Any condition which is detrimental to the health of the City and the County shall be addressed by the Board and recommendations will be made to the Health Director, City Commission and the County Commission regarding ways to eliminate or reduce these conditions.

### ZONING BOARD OF ADJUSTMENTS

This Board consists of five members appointed by the City Commission. There are also three alternate members who will stand in the place of any absent regular member.

The Board of Adjustment is responsible for

- 1) hearing appeals from parties who feel an error has been made by an administrative official regarding zoning laws.
- 2) hearing requests for granting variances and to allow for special exemptions to zoning laws.

### JOINT AIRPORT ZONING BOARD

The Joint Airport Zoning Board is composed of five members of whom two are chosen by the City and two are chosen by the County. These four members choose a fifth member who will preside as chairman of the Board.

The purpose of the Board is to protect the Naval Air Station-Kingsville from land use around the base that could adversely affect operations of the base.

### HOTEL OCCUPANCY TAX ADVISORY BOARD

This Board consists of seven voting members appointed by the City Commission. The members of the Board include:

- One member to represent the Hotel Industry with the City of Kingsville.
- One member to represent the King Ranch Museum and/or the King Ranch Visitors Center.
- One member to represent the Conner Museum.
- One member to represent the historical downtown district/merchants.
- One member to represent Texas A&M University-Kingsville.
- One member shall be the Director of Tourism Services for the City of Kingsville.
- One member must be a resident of the City of Kingsville.

In addition to the regular voting members of the Board, the City Manager and Kleberg County Judge serve as ex-officio members of the Board with no voting privileges.

The Board members are responsible for conducting a comprehensive assessment of the City's tourism potential and making recommendations to the City Manager of activities, programs, and expenditures as authorized by the Texas Tax Code, Chapter 351 and Texas Local Government Code Chapters 334 & 335 and any other applicable codes that will help increase tourism and visitors in Kingsville.

### MAIN STREET ADVISORY BOARD

This board consists of seven voting members appointed by the City Commission. The members of the Board include:

- Four members to represent the historical downtown district/merchants
- One member to represent Texas A&M University Kingsville
- Two members must be residents of the City of Kingsville

In addition to the regular voting members of the Board, the City Manager and the Kingsville Greater Area EDC Director serve as ex-officio members of the Board with no voting privileges.

The board members are responsible for making recommendations on implementation of the Downtown Vision Plan adopted by the City Commission in 2017. With the City's Main Street Manager, they are also responsible for developing an annual plan of goals, objectives, and activities for the Main Street Program. They serve as advocates for the Main Street Program, and make recommendations to the City Manager regarding the Main Street District.

### PARKS AND RECREATION ADVISORY BOARD

This board consists of seven voting members appointed by the City Commission. The members of the board includes:

- Six members who are residents of the City of Kingsville
- One member who resides outside of the city limits but within Kleberg County
- An ex-officio, non-voting youth member of the board enrolled in grades 9-12
- Parks and Recreation Director as an ex-officio member of the board

The board members are responsible for making recommendations on the implementation of the Parks Master Plan adopted by the City Commission in 2017. With the City's Park Director, the Board develops an annual working plan of goals, objectives, and activities for the Kingsville parks system and make recommendations to the City Manager regarding the Kingsville parks system.

### CIVIL SERVICE COMMISSION

This commission consists of three members appointed by the municipality's chief executive and confirmed by the City Commission. Members serve staggered three-year terms with the term of one member expiring each year.

The commission members are responsible for the following:

- Adopt rules necessary for the proper conduct of commission business
- Adopt rules for the proper conduct of entry-level and promotional examinations
- Adopt rules prescribing cause for and removal or suspension of a fire fighter or police officer
- Publishing rules adopted
- Conduct investigations as to the adherence of adopted rules





# CHANGES TO PROPOSED REVENUES

## Changes to Proposed Revenues

Fund	Line Item	Amount	Change Description
<b>General Fund 001 - Proposed Revenues</b>		<b>19,275,932.00</b>	
001-General Fund	001-4-0000-75601	70,228.00	Transfer from Fund 601-FEMA
	001-4-1800-21120	(25,000.00)	Reduction to sales tax estimates
	001-4-1800-11111	(101,249.00)	Reduction to current property taxes due to reduction in tax rate from \$.84220 to \$.83000. The M&O portion of the tax rate is now \$.66488.
	Total Adjustments	(56,021.00)	
	Adjusted Budget	19,219,911.00	
<b>Landfill Closure Fund 090 - Proposed Revenue</b>		<b>270,400.00</b>	
090-Landfill Closure	090-4-0000-75087	97,183.00	Transfer from Fund 087 for City Hall Payback
	Total Adjustments	97,183.00	
	Adjusted Budget	367,583.00	
<b>GO Debt Service 011 - Proposed Revenues</b>		<b>1,404,810.00</b>	
011-GO Debt Service	011-4-0000-11100	94,678.00	Adjusted current tax revenues for new Debt tax rate of \$.16512 M&O tax rate of \$.67708
	Total Adjustments	94,678.00	
	Adjusted Budget	1,499,488.00	
<b>Utility Fund 051 - Proposed Revenues</b>		<b>9,096,147.00</b>	
	051-4-0000-75001	21,459.00	Transfer from Fund 001-GF for 1/4 cost of the Capital Improvement Manager
	Total Adjustments	21,459.00	
	Adjusted Budget	9,117,606.00	
<b>UF Capital Projects Fund 054 - Proposed Rev</b>		<b>648,000.00</b>	
	054-4-0000-75010	750,000.00	Transfer from Fund 051 for clarifier funding
	Total Adjustments	750,000.00	
	Adjusted Budget	1,398,000.00	
<b>Homeland Security Grant Fund 080 - Proposed Revenues</b>		<b>0.00</b>	
080-Homeland Security	080-4-0000-72005	55,520.00	New PD Grant #3593801 - Site Security and Tactical Team Upgrades
	Total Adjustments	55,520.00	
	Adjusted Budget	55,520.00	

## CHANGES TO PROPOSED REVENUES

### Changes to Proposed Revenues

Fund	Line Item	Amount	Change Description
<b>TXPW Grant Fund 094 - Proposed Revenues</b>		<b>0.00</b>	
094-TXPW Grant	094-4-0000-72005	224,000.00	Federal Grant funding
	094-4-0000-75033	197,000.00	Transfer from Fund 033 for Grant Match
	Total Adjustments	421,000.00	
	Adjusted Budget	421,000.00	
<b>Vehicle Replacement Fund 097 - Proposed Rev</b>		<b>200,000.00</b>	
097-Vehicle Replacement	097-4-0000-75001	25,000.00	Transfer from Fund 001 for vehicle replacement
	Total Adjustments	25,000.00	
	Adjusted Budget	225,000.00	
<b>Economic Development Fund 098 - Proposed</b>		<b>131,000.00</b>	
098-EDC	098-4-0000-75001	(25,000.00)	Remove transfer from General Fund 001
	Total Adjustments	(25,000.00)	
	Adjusted Budget	106,000.00	

Total Proposed Budget	39,470,337.00
Change Adjustments:	
Fund 001- GF	(56,021.00)
Fund 002 - Tourism	97,183.00
Fund 026 - Golf Course CM	94,678.00
Fund 031 - MC Technology	21,459.00
Fund 033 - CO Series	750,000.00
Fund 080 - Homeland Sec	55,520.00
Fund 094 - TXPW Grant	421,000.00
Fund 097 - Vehicle Replace	25,000.00
Fund 098 - EDC	(25,000.00)
Adjusted Proposed Budget	40,854,156.00



# CHANGES TO PROPOSED BUDGET

## Changes to Proposed Budget

Fund	Line Item	Amount	Change Description
<b>General Fund 001 - Proposed Budget</b>		<b>19,883,614.00</b>	
001-General Fund	001-5-1010-31400	(1,451.00)	Remove E-mail marketing
	001-5-1030-31300	(2,000.00)	Removed amount inadvertently added to budget and not submitted through supplemental (postage)
	001-5-1030-21700	(16,200.00)	Remove AV Equipment for the Community Room
	001-5-1601-31400	4,800.00	TIF Organization Fees & Services
	001-5-1604-31900	200.00	This was an approved supplemental that was not entered into the budget. (catering)
	001-5-1801-21700	(1,000.00)	Remove Filing Cabinet
	001-5-1805-32303	4,500.00	Increase in utilities for City Hall
	001-5-1805-32303	(3,400.00)	Reduced Utilities - City Hall to balance
	001-5-1805-51100	1,678.00	Repair garage door on main Fire Station
	001-5-1805-51100	2,992.00	Accoustical ceiling tiles at the Police Department
	001-5-1806-22600	(4,383.00)	Remove rugged laptop for parks. Supplemental was not approved.
	001-5-1806-22600	(11,978.00)	Remove Muni Bldg Computers - Funding in the current FY
	001-5-2250-41100	(4,800.00)	Removed tires for Brush 2 and record in Vehicle Replacement Fund 097.
	001-5-3000-31410	(1,856.00)	This should only be 1/4 the cost because it is split between division 3000 & 8000
	001-5-4400-19800	(3,599.00)	Increase amount of personnel costs billing to the County due to change in health care
	001-5-4400-19800	(1,724.00)	Increase amount of personnel costs billing to the County
	001-5-4400-31400	10,000.00	Shelter Operations Software
	001-5-4400-31488	5,000.00	Minor Vet Care Increased
	001-5-4400-51100	2,300.00	Health Dept AC Repair - removed from CO 2016
	001-5-4503-59100	4,607.00	Replace 10 backflow preventers at various parks
	001-5-4512-xxxxx	(80,890.00)	Golf Course Manager position freeze
	001-5-4600-19800	(1,748.00)	Increase amount of personnel costs billing to the County
	001-5-6900-80051	21,459.00	Add transfer to UF for 1/2 Cost of Capital Improvement Mgr
	001-5-6900-80097	25,000.00	Add transfer to Vehicle Replacement Fund for Fire Department
	001-5-6900-80098	(25,000.00)	Remove transfer to EDC Fund

## CHANGES TO PROPOSED BUDGET

### Changes to Proposed Budget

Fund	Line Item	Amount	Change Description
	Various Divisions	13,887.00	Changes to health care coverage election
	Various Divisions	(5,435.00)	Adjustments to Personnel line items
	Various Divisions	(20,230.90)	Adjustments to Personnel line items
	Various Divisions	68,929.90	Cost additional 1% COLA & Adjustments to Personnel Line Items (\$55,173.72 + benefits)
	Total Adjustments	(20,342.00)	
	Adjusted Budget	19,863,272.00	
<b>Tourism Fund 002 - Proposed Budget</b>		<b>726,026.00</b>	
002-Tourism	002-5-1071-11400	(3,573.00)	Correction to TMRS for PT EE's
	002-5-1071-35000	30.00	Adjust Conner Museum obligation to \$75,000
	Various Divisions	32.00	Adjustments to Personnel Items
	Various Divisions	1,896.00	Cost of additional 1% COLA (\$1,747.98 plus benefits)
	Total Adjustments	(1,615.00)	
	Adjusted Budget	724,411.00	
<b>Golf Capital Maint Fund 026 - Proposed Budget</b>		<b>0.00</b>	
026-GC Capital Maint	026-5-4502-59100	2,500.00	Additional grass seed for golf course
	Total Adjustments	2,500.00	
	Adjusted Budget	2,500.00	
<b>MC Technology Fund 031 - Proposed Budget</b>		<b>17,000.00</b>	
	031-5-1800-71200	10,000.00	AV Equipment for the Court Room
	031-5-1800-71200	5,068.00	To help fund Kiosk
	Total Adjustments	15,068.00	
	Adjusted Budget	32,068.00	
<b>CO Series 2016 Fund 033 - Proposed Budget</b>		<b>1,650,474.00</b>	
033-CO Series 2016	033-5-1030-71320	(17,500.00)	Remove Train Depot Canopy project as it is completed in FY 17-18
Notes only:	033-5-1030-71200	17,500.00	To fund Kiosk
		(145,000.00)	Transfers
	033-5-4503-59100	145,000.00	Parks Playground
		(197,000.00)	Parks Cash Match
	033-5-6900-80094	197,000.00	Transfer to Fund 094
	033-5-4400-21700	(2,300.00)	Removed Health AC project and recorded it in General Fund
	Total Adjustments	(2,300.00)	
	Adjusted Budget	1,648,174.00	

## CHANGES TO PROPOSED BUDGET

### Changes to Proposed Budget

Fund	Line Item	Amount	Change Description
<b>Utility Fund 051 - Proposed Budget</b>		<b>9,094,287.00</b>	
051-Utility Fund	051-5-6001-xxxxx	9,613.63	Removed the delayed hiring costs on Water Construction supervisor position
	051-5-6201-21100	(587.00)	Reduce supplies for additional funding
	051-5-6201-71200	(28,568.00)	Remove Kiosk
	051-5-6201-71200	6,000.00	To help fund Kiosk
	051-5-7001-11600	(4.00)	Change in health care coverage election
	051-5-7002-54300	(9,234.00)	Duplicate entry for Polyblend Polymer Feed System. Also in Fund 054.
	051-5-7003-11600	(4.00)	Change in health care coverage election
	051-5-8000-31410	(1,856.00)	This should only be 1/4 the cost because it is split between division 3000 & 8000
	051-5-8020-32302	2,700.00	Increase in utilities for Municipal Building
	051-5-8201-xxxxx	11,671.50	Removed the delayed hiring costs on Capital Improvements Manager position
	Various Divisions	(578.00)	Adjustments to Personnel line items
	Various Divisions	21,079.87	Cost of additional 1% COLA and adjustments to Personnel line items (16,312.41 + benefits)
	051-5-6900-80054	750,000.00	Transfer to Fund 054 for Clarifier
	Total Adjustments	760,234.00	
	Adjusted Budget	9,854,521.00	
<b>Homeland Security Grant Fund 080 - Proposed Budget</b>		<b>0.00</b>	
080-Homeland Security	080-5-2100-71200	55,520.00	New PD Grant #3593801 - Site Security and Tactical Team Upgrades
	Total Adjustments	55,520.00	
	Adjusted Budget	55,520.00	
<b>SW Capital Projects Fund 087 Proposed</b>		<b>414,721.00</b>	
087-SW Capital Project	087-5-6900-80090	97,183.00	Transfer from Fund 090 for City Hall Payback
	Total Adjustments	97,183.00	
	Adjusted Budget	511,904.00	
<b>Street Maint Fund 092 - Proposed Budget</b>		<b>862,021.00</b>	
092-Street Maintenance	092-5-3050-52100	400,000.00	Cesar Street project (Funds are available as we are ending FY 17-18 with over \$500k fund balance and estimating the same for FY 18-19)
	Total Adjustments	400,000.00	
	Adjusted Budget	1,262,021.00	

## CHANGES TO PROPOSED BUDGET

### Changes to Proposed Budget

Fund	Line Item	Amount	Change Description
<b>TXPW Grant Fund 094 - Proposed Budget</b>		<b>0.00</b>	
094-TXPW Grant	094-5-4503-59100	421,000.00	Grant Expenditures (match + revenues)
	Total Adjustments	421,000.00	
	Adjusted Budget	421,000.00	
<b>Vehicle Replacement Fund 097 - Proposed Budget</b>		<b>0.00</b>	
097-Vehicle Replacement	097-5-2200-41100	4,800.00	New tires for Brush 2
	Total Adjustments	4,800.00	
	Adjusted Budget	4,800.00	
<b>EDC Fund 098 - Proposed Budget</b>		<b>145,000.00</b>	
098-EDC Fund	098-5-1060-31400	(20,000.00)	Remove Tax payment on 11 acres
	098-5-1060-31444	5,000.00	Donation to Conner Museum
	Various Line Items	956.00	Cost of additional 1% COLA (\$811.75 + benefits)
	098-5-1060-19900	(956.00)	Increase in negative line item which represents the amount billed to EDC
	Total Adjustments	(15,000.00)	
	Adjusted Budget	130,000.00	
<b>Insurance Fund 138 - Proposed Budget</b>		<b>4,155,389.00</b>	
138-Insurance Fund	138-5-1800-39000	16,686.00	Add \$16,686 to expenditures for network expansion costs
	Total Adjustments	16,686.00	
	Adjusted Budget	4,172,075.00	
<b>FEMA Fund 601 - Proposed Budget</b>		<b>0.00</b>	
601-FEMA	601-5-6900-80001	70,228.00	Record transfer out to 001 - Grant reimbursing GF
	Total Adjustments	70,228.00	
	Adjusted Budget	70,228.00	

### Changes to Proposed Budget

Total Proposed Budget	43,960,400.00
Change Adjustments:	
Fund 001 - GF	(20,342.00)
Fund 002 - Tourism	(1,615.00)
Fund 026 - Golf Course CM	2,500.00
Fund 031 - MC Technology	15,068.00
Fund 033 - CO Series	(2,300.00)
Fund 051 - Utility Fund	760,234.00
Fund 080 - Homeland Sec	55,520.00
Fund 087 - SW Capital Proj	97,183.00
Fund 092 - Street Maint	400,000.00
Fund 094 - TPW Grant	421,000.00
Fund 097 - Vehicle Replace	4,800.00
Fund 098 - EDC	(15,000.00)
Fund 138 - Insurance	16,686.00
Fund 601 - FEMA	70,228.00
Adjusted Proposed Budget	<u>45,764,362.00</u>

**CITY OF KINGSVILLE  
FY 18-19 PERSONNEL REQUESTS**

Description	Type	Amount	CM Approved
<b>General Fund</b>			
<b>1100-Human Resources</b>			
Admin Assistant II to HR Specialist	Change	\$1,441.36	\$1,441.36
Overtime for the HR Office	Permanent	\$500	\$500
<b>1601-Planning &amp; Development Services</b>			
Continuation of Intern from TAMUCC	Change	\$8,947.00	\$8,947.00
Planner I	New	\$56,809.66	\$0.00
<b>1603-Community Appearance</b>			
Admin Assistant I to Admin Assistant II	Change	\$2,694.89	\$0.00
Community Appearance Inspectors Pay Increase	Change	\$13,502.83	\$0.00
<b>1703-Landfill</b>			
Solid Waste Supervisor	Change	\$6,179.94	\$0.00
Equipment Operator II Part-time to Full-time	Change	\$30,392.58	\$30,392.58
<b>1801-Finance</b>			
Finance Director Increase	Change	\$4,487.85	\$0.00
Accounting Assistant Grade Level Change 8 to 9	Change	\$1,294.28	\$1,294.28
<b>1805-Facilities Maintenance</b>			
FT Maintenance Worker	New	\$39,119.00	\$39,119.00
(2) Additional PT Maintenance Workers	New	\$22,540.38	\$0.00
<b>2101-Police</b>			
Criminal Justice Network & Radio Systems Specialist	Change	\$3,533.51	\$0.00
<b>2103-Police</b>			
Dispatchers Grade Level Change 6 to 9	Change	\$35,008.84	\$0.00
<b>2104-Police</b>			
Property/Evidence Clerk	New	\$40,603.20	\$0.00
<b>2200-Fire</b>			
Emergency Management Specialist (PT)	New	\$17,615.71	\$0.00
Entry Level Fire Fighter	New	\$68,662.95	\$0.00
Fire Marshal's Office CSR - Full-time	New	\$39,839.89	\$0.00
<b>3000-PW Administration/Engineering</b>			
Additional Hours for PT GIS Employee - this is 50% of cost	Change	\$4,927.03	\$0.00
<b>3030-Garage</b>			
Garage Supervisor Increase	Change	\$6,155.49	\$0.00
<b>3050-Streets</b>			
Equipment Operators to Street Equipment Operators	Change	\$35,261.88	\$35,261.88
Street Supervisor Increase	Change	\$6,019.51	\$0.00
<b>4400-Health</b>			
PT Kennel Attendant	Change	\$12,158.00	\$12,158.00
Animal Control Specialist Grade 1 to Grade 5	Change	\$12,841.75	\$12,841.75
<b>4502-Golf Course</b>			
Golf Course Manager to Director of Golf	Change	\$13,810.03	\$0.00
Golf Pro Shop Attendant to Admin Assistant I	Change	\$5,066.93	\$0.00
Part-time Pro Shop Attendant	New	\$11,280.70	\$0.00
Golf Maintenance Mechanic	New	\$52,176.70	\$0.00

**CITY OF KINGSVILLE  
FY 18-19 PERSONNEL REQUESTS**

Description	Type	Amount	CM Approved
Golf Course Irrigation Technician	New	\$51,058.91	\$0.00
Maintenance Worker to Golf Course Worker I	Change	\$1,492.61	\$0.00
Maintenance Worker to Golf Course Worker II	Change	\$1,589.63	\$0.00
<b>4513-Parks Recreation</b>			
Increase in Pool and Recreation staffing	Change	\$38,929.72	\$38,929.72
Increase in Overtime - Parks Admin Assistant	Change	\$6,991.00	\$0.00
(2) PT Park Maintenance Employees	New	\$22,473.45	\$11,236.73
Recreational Coordinator	New	\$44,414.34	\$0.00
<b>Total General Fund</b>		<b>\$719,821.55</b>	<b>\$192,122.30</b>
<b>Utility Fund</b>			
<b>6001-Water Construction</b>			
Water Construction Supervisor Increase	Change	\$6,135.51	\$0.00
<b>6002-Water Production</b>			
Water Production Supervisor Increase	Change	\$5,956.81	\$0.00
FT-Maintenance Technician	New	\$51,252.82	\$0.00
<b>7001-Wastewater</b>			
Wastewater Supervisor Increase	Change	\$5,929.28	\$0.00
<b>8000-PW Administration/Engineering</b>			
Additional Hours for PT GIS Employee - this is 50% of cost	Change	\$4,927.03	\$0.00
<b>Total Utility Fund</b>		<b>\$74,201.45</b>	<b>\$0.00</b>
<b>Tourism Fund</b>			
<b>JK Northway</b>			
2- Part-time Temps for Special Events (200 hours each)	New	4,817.60	4,817.60
<b>Total Tourism Fund</b>		<b>4,817.60</b>	<b>4,817.60</b>

<b>Totals</b>		
General Fund	719,821.55	192,122.30
Utility Fund	74,201.45	0.00
Tourism Fund	4,817.60	4,817.60
	<b>798,840.60</b>	<b>196,939.90</b>



**CITY OF KINGSVILLE  
FY 18-19 EXPENDITURE REQUESTS**

Description	Type	Amount	Amount
<b>Fund 001 - General Fund</b>			
<b>Human Resources</b>			
Professional services for collective bargaining negotiations 001-5-1100-31400 - Professional Services	One-time	\$12,500	\$12,500
<b>Planning &amp; Development</b>			
TIF Organization & Service Setup Fees 001-5-1601-31400 - Professional Services	One-time	\$4,800	\$4,800
Membership to Kingsville Area Realtors Association 001-5-1601-31700 - Membership & Dues	Permanent	\$300	\$300
KIP scanner & copier maintenance 001-5-1601-41400 - Equipment Maintenance	Permanent	\$2,000	\$2,000
<b>Community Appearance</b>			
Postage for liens 001-5-1603-31300 - Postage	Permanent	\$7,700	\$7,700
Processing fees for code enforcement liens 001-5-1603-31400 - Professional Services	Permanent	\$5,000	\$5,000
Disposal services and rentals for Trash Offs and Demos 001-5-1603-34500 - CA Beautification	Permanent	\$2,500	\$2,500
<b>Downtown</b>			
Postage & Freight 001-5-1604-31300 - Postage	Permanent	\$100	\$100
Catering for Imagine the Possibilities Tour 001-5-1604-31900 - Catering	One-time	\$200	\$200
<b>Recycle Center</b>			
Increase in professional hauler fees 001-5-1701-31400 - Professional Services	Permanent	\$8,000	\$8,000
<b>Sanitation Collection</b>			
Overtime 001-5-1702-11200	One-time	\$7,738	\$7,738

**CITY OF KINGSVILLE  
FY 18-19 EXPENDITURE REQUESTS**

Description	Type	Amount	Amount
<b>Facilities</b>			
Net increase to utilities for additional services 001-5-1805-32303 - Utilities - City Hall	Permanent	\$1,100	\$1,100
Repair Fire Station garage door 001-5-1805-51100 - Building Maintenance	One-time	\$1,678	\$1,678
Acoustical ceiling tiles at Police Department 001-5-1805-51100 - Building Maintenance	One-time	\$2,992	\$2,992
Repairs to City Garage Fuel Tanks Cathodic Protection 001-5-1805-51100 - Building Maintenance	One-time	\$6,250	\$6,250
Additional Supplies 001-5-1805-21100 - Supplies	Permanent	\$12,000	\$10,000
Additional Maintenance Supplies 001-5-1805-21195 - Janitorial Supplies	Permanent	\$12,000	\$10,000
Motor Gas & Oil 001-5-1805-21500 - Motor Gas & Oil	Permanent	\$5,000	\$5,000
<b>Police-Patrol</b>			
Additional supplies 001-5-2102-21100 - Supplies	Permanent	\$670	\$670
Ticket writers, printers & radars 001-5-2102-21700 - Minor Equipment	Permanent	\$4,550	\$4,550
Forms 001-5-2102-31500 - Printing & Publishing	Permanent	\$500	\$500
<b>Police-Patrol</b>			
Vehicle Maintenance 001-5-2102-41100 - Vehicle Maintenance	Permanent	\$8,000	\$4,000
<b>Police-Criminal Investigations Division</b>			
Swabs and cleaners for ION scanner 001-5-2104-21100 - Supplies	One-time	\$2,000	\$2,000
Cameras 001-5-2104-21700	One-time	\$1,235	\$1,235
Sit-Stand desk risers 001-5-2104-21700 - Minor Equipment	One-time	\$3,240	\$3,240
<b>Police-Community Services</b>			
Training for new employee 001-5-2105-31600 - Training & Travel	Permanent	\$670	\$670
Ammunition for qualifications & simmunition for force on force training 001-5-2105-21800 - Guns & Ammunition	Permanent	\$10,337	\$10,337
<b>Police-Warrants</b>			
Additional vehicle maintenance 001-5-2106-41100 - Vehicle Maintenance	Permanent	\$2,000	\$2,000

**CITY OF KINGSVILLE  
FY 18-19 EXPENDITURE REQUESTS**

Description	Type	Amount	Amount
<b>Fire</b>			
Ice Machine 001-5-2200-21700 - Minor Equipment	One-time	\$3,450	\$0
Medications & Medical Supplies 001-5-2200-22400 - Medical Supplies	Permanent	\$10,000	\$10,000
EOC Equipment 001-5-2200-21700 - Minor Equipment	One-time	\$14,896	\$0
Fire Apparatus Fleet Maintenance 001-5-2200-41100 - Vehicle Maintenance	Permanent	\$12,000	\$12,000
<b>Volunteer Fire</b>			
New tires for Brush 2 001-5-2250-41100 - Vehicle Maintenance	One-time	\$4,800	\$0
<b>Engineering</b>			
Supplies for plotter 001-5-3000-21100 - Supplies	Permanent	\$165	\$165
Overtime 001-5-3000-11200 - Overtime	Permanent	\$200	\$0
Canon Copier lease - Split funded with UF 8000 001-5-3000-64100 - Operating Lease	Permanent	\$5,597	\$2,799
<b>Garage</b>			
Brake drum caddy and truck ramps 001-5-3030-21700 - Minor Equipment	One-time	\$1,390	\$1,390
<b>Health</b>			
Shelter Software 001-5-4400-31400 - Professional Services	One-time	\$10,000	\$10,000
Increase in minor vet care 001-5-4400-31488 - Minor Vet Care	Permanent	\$5,000	\$5,000
Health Dept Air Conditioner repair 001-5-4400-51100 - Building Maintenance	One-time	\$2,300	\$2,300
Two-way radios 001-5-4400-21700 - Minor Equipment	One-time	\$398	\$398

**CITY OF KINGSVILLE  
FY 18-19 EXPENDITURE REQUESTS**

Description	Type	Amount	Amount
<b>Golf Course</b>			
Increase in Utilities due to renovation of greens 001-5-4502-32300 - Utilities	Permanent	\$27,000	\$27,000
Bermuda grass seed 001-5-4502-59100 - Grounds & Perm Fixtures	One-time	\$25,000	\$0
Professional services for golf mechanic 001-5-4502-31400 - Professional Services	Permanent	\$1,680	\$1,680
Annual Professional Turf Associations Subscriptions 001-5-4502-33100 - Subscriptions	Permanent	\$1,000	\$0
Liquid and granular fertilizer 001-5-4502-21404 - Fertilizer	Permanent	\$12,500	\$0
Gas & diesel for increased mowing and increased play 001-5-4502-21500 - Motor Oil & Gas	Permanent	\$3,000	\$0
Ductile iron, flanged valves 001-5-4502-21176 - Irrigation Supplies	One-time	\$5,000	\$0
Sand trap rakes 001-5-4502-21179 - Golf Course Accessories	Permanent	\$1,151	\$0
Top dressing material 001-5-4502-21181 - Aggregates	Permanent	\$3,000	\$0
Liquid soil amendments 001-5-4502-21400 - Chemicals	Permanent	\$5,000	\$0
<b>Parks-Recreation</b>			
10 Backflow preventers for various parks 001-5-4503-59100 - Grounds & Permanent Fixtures	One-time	\$4,607	\$4,607
Janitorial Supplies for various Parks 001-5-4503-21195 - Janitorial Supplies	Permanent	\$7,000	\$0
Dirt for Infields & baselines for 12 baseball/softball fields 001-5-4503-21181 - Aggregates	Permanent	\$4,800	\$0
<b>Parks-Recreation</b>			
Increase in Pool Chemicals 001-5-4513-21401 - Chemicals	Permanent	\$6,000	\$6,000
Increase in Special Events/Festivals 001-5-4513-31441 - Special Events/Festivals	Permanent	\$2,000	\$2,000
<b>Total General Fund</b>		<b>\$303,994</b>	<b>\$202,399</b>

**Fund 002 - Tourism**

<b>Tourism</b>			
Geofence Digital Advertising - Ranch Hand Festival 002-5-1071-34001 - Advertising	Permanent	\$1,000	\$1,000
Special Election for Venue Tax for JK Northway 002-5-1071-31400 Professional Services-Split funded w/Tour	One-Time	\$15,000	\$15,000

**CITY OF KINGSVILLE  
FY 18-19 EXPENDITURE REQUESTS**

Description	Type	Amount	Amount
<b>Tourism</b>			
Multi color digital sign at Visitor Center 002-5-1071-59100 - Grounds & Perm Fixtures	Addition	\$4,370	\$4,370
<b>JK Northway</b>			
Electrical Repairs for the JK Northway 002-5-1076-31400 - Professional Services	One-time	\$1,245	\$1,245
<b>Total Tourism Fund</b>		<b>\$21,615</b>	<b>\$21,615</b>

**Fund 005 - PD Seizures**

<b>Police</b>			
SWAT Team uniforms 005-5-2100-21200 - Uniforms	Replacement	\$6,319	\$6,319
Badges 005-5-2100-21200 - Uniforms	Replacement	\$10,500	\$10,500
SWAT Team tactical body armor 005-5-2100-21200 - Uniforms	Replacement	\$22,740	\$22,740
SWAT Team helmet replacement 005-5-2100-21200 - Uniforms	Replacement	\$6,600	\$6,600
SWAT Team tactical shields replacement 005-5-2100-21700 - Minor Equipment	Replacement	\$13,172	\$13,172
SWAT Team sniper rifle and associated accessories 005-5-2100-21800 - Guns and Ammunition	Replacement	\$5,723	\$5,723
<b>Total PD Seizures Fund</b>		<b>\$65,054</b>	<b>\$65,054</b>

**Fund 033 - CO 2016**

<b>Health</b>			
Central air & heat - Moved to General Fund 033-5-4400-21700 - Minor Equipment	One-time	\$2,300	\$0
Re-seal parking lot - restripe parking lines 033-5-4400-59100 - Grounds & Perm Fixtures	One-time	\$3,649	\$3,649
<b>Total CO 2016 Fund</b>		<b>\$5,949</b>	<b>\$3,649</b>

**Fund 051 - Utility Fund**

<b>Water Construction</b>			
Light Plant 051-5-6001-21700 - Minor Equipment	One-time	\$5,000	\$0
<b>Water Production</b>			
Chemicals for disinfection 051-5-6002-21400 - Chemicals	Permanent	\$12,634	\$0
Additional Samples & Hydrologist Engineering Services 051-5-6002-31400 - Professional Services	Permanent	\$30,000	\$24,000

**CITY OF KINGSVILLE  
FY 18-19 EXPENDITURE REQUESTS**

Description	Type	Amount	Amount
<b>Utility Billing</b>			
Credit Card Transaction Fees 051-5-6201-34200 - CC Discount Fees	Permanent	\$53,000	\$53,000
Increased Postage 051-5-6201-31300 - Postage	Permanent	\$15,000	\$2,000
<b>Meter Reader</b>			
New meter software reading fees 051-5-6202-31400 - Professional Services	Permanent	\$3,096	\$3,096
New meter software license fees 051-5-6202-31400 - Professional Services	Permanent	\$900	\$900
New meter software license fee for each reader 051-5-6202-31400 - Professional Services	Permanent	\$360	\$360
<b>Wastewater North Plant</b>			
Electrical Repairs 051-5-7001-31400 - Professional Services	Permanent	\$22,000	\$22,000
<b>Engineering</b>			
Supplies for plotter 051-5-8000-21100 - Supplies	Permanent	\$165	\$165
Canon Copier lease - Split funded with GF 3000 001-5-8000-64100 - Operating Lease	Permanent	\$5,597	\$2,799
Overtime 051-5-8000-11200 - Overtime	Permanent	\$200	\$0
<b>Facilities</b>			
Additional utility services for Municipal Building 051-5-8020-32302 - Utilities Municipal Building	Permanent	\$2,700	\$2,700
<b>Total Utility Fund</b>		<b>\$150,652</b>	<b>\$111,020</b>

**Fund 090 - Landfill Closure Fund**

<b>Landfill</b>			
Title V Air Permit Renewal 090-5-1703-31400	One-Time	\$37,000	\$37,000
<b>Total Landfill Closure Fund</b>		<b>\$37,000</b>	<b>\$37,000</b>

**Fund 093 - Parks Maintenance Fund**

<b>Parks</b>			
Splash Pad Signage 093-5-4503-59100 - Grounds & Perm Fixtures	One-Time	\$3,000	\$0
Walk behind scrubber 093-5-4503-21700 - Minor Equipment	One-time	\$4,000	\$0
General Maintenance of Parks 093-5-4503-59100 Grounds & Perm Fixtures	Permanent	\$75,000	\$25,000
<b>Total Park Maintenance Fund</b>		<b>\$82,000</b>	<b>\$25,000</b>

**CITY OF KINGSVILLE  
FY 18-19 EXPENDITURE REQUESTS**

Description	Type	Amount	Amount
<b>Fund 097 - Vehicle Replacement Fund</b>			
<b>Fire</b>			
New tires for Brush 2 097-5-2200-41100 - Vehicle Maintenance	One-time	\$4,800	\$4,800
<b>Total Vehicle Replacement Fund</b>		<b>\$4,800</b>	<b>\$4,800</b>

**Fund 098 - Economic Development Fund**

<b>EDC</b>			
Donation to Conner Museum 098-5-1060-31444 - Donations	One-time	\$5,000	\$5,000
Special Election for Venue Tax for JK Northway 098-5-1060-31400 Professional Services-Split funded w/Tour	One-Time	\$15,000	\$15,000
<b>Total EDC Fund</b>		<b>\$20,000</b>	<b>\$20,000</b>

<b>Totals</b>		
General Fund	\$303,994	\$202,399
Tourism Fund	\$21,615	\$21,615
PD Seizure Fund	\$65,054	\$65,054
CO2016 Fund	\$5,949	\$3,649
Utility Fund	\$150,652	\$111,020
Landfill Closure	\$37,000	\$37,000
Park Main Fund	\$82,000	\$25,000
Vehicle Replace	\$4,800	\$4,800
EDC Fund	\$20,000	\$20,000
	<b>\$691,064</b>	<b>\$490,537</b>

**CITY OF KINGSVILLE  
FY 18-19 IT REQUESTS**

Description	Type	Amount	CM Approved
<b>General Fund - Fund 001</b>			
<b>City Special</b>			
AV Equipment for Community Room 001-5-1030-21700	One-time	\$ 16,200.00	\$ -
<b>Planning &amp; Development</b>			
Arc GIS License 001-5-1601-31410	One-time	\$ 3,750.00	\$ 3,750.00
<b>Finance</b>			
Financial Transparency Software 001-5-1806-31410	One-time	\$ 25,000.00	\$ -
Financial Transparency Recurring Support 001-5-1806-31410	Recurring	\$ 12,000.00	\$ -
<b>Technology Services</b>			
Kiosk API Maintenance 001-5-1806-31410	Recurring	\$ 1,100.00	\$ 1,100.00
Remote Support Software 001-5-1806-31410	One-time	\$ 10,247.00	\$ 10,247.00
Agenda Management Software 001-5-1806-31410	Recurring	\$ 7,400.00	\$ -
Autodesk Licenses 001-5-1806-31410	Recurring	\$ 4,985.00	\$ 4,985.00
Phone system for Wastewater 001-5-1806-22600	One-time	\$ 5,000.00	\$ -
Tie trunks for PD phone system integration 001-5-1806-22600	One-time	\$ 3,804.00	\$ 3,804.00
Phone system for Health Dept 001-5-4400-22600	One-time	\$ 5,000.00	\$ 5,000.00
Nimble storage array expansion lease (5 year) 001-5-1806-64200	One-time	\$ 36,589.00	\$ 9,792.00
Dell data domain back up solution 001-5-1806-22600	One-time	\$ 38,557.00	\$ -
New workstations for Municipal Building employees 001-5-1806-22600 (Removed - funded in FY 17-18)	One-time	\$ 11,978.00	\$ -
Managed services agreement with Barcom 001-5-1806-31400	Recurring	\$ 40,800.00	\$ -
Replacements for end-of-life firewalls - 3 year split 001-5-1806-31410	One-time	\$ 22,006.00	\$ 7,335.00
Anti-virus software - 3 year split - \$4,000 per year 001-5-1806-31410	Recurring	\$ 11,451.00	\$ 4,000.00
Server software upgrade 001-5-1806-31400	One-time	\$ 8,000.00	\$ -



**CITY OF KINGSVILLE  
FY 18-19 IT REQUESTS**

Description	Type	Amount	CM Approved
<b>Fire</b>			
Phone model - ShoreTel IP480G 001-5-1806-22600	One-time	\$ 3,000.00	\$ -
Operative IQ-EMS Medication & Supply software & hardware 001-5-1806-72600	One-time	\$ 27,635.00	\$ 27,635.00
KFD Lexipol membership 001-5-2200-31410	Recurring	\$ 8,289.00	\$ -
Crisis track disaster management system 001-5-2200-31410	One-Time	\$ 5,200.00	\$ -
Crisis track disaster management system 001-5-2200-31410	Recurring	\$ 2,900.00	\$ -
<b>Engineering - Split with UF</b>			
ArcGIS License 001-5-3000-31410	Recurring	\$ 3,713.00	\$ 1,857.00
<b>Golf Course</b>			
Software to televise scores & sponsor logos during tournaments 001-5-4502-31410	One-time	\$ 1,500.00	\$ -
IPAD-Tablet 001-5-4502-22600	One-time	\$ 1,200.00	\$ -
IPAD Cell Service 001-5-4502-31100	Recurring	\$ 480.00	\$ -
Golf Cart GPS 001-5-4502-64100	Recurring	\$ 8,300.00	\$ -
<b>Parks</b>			
(2) Rugged Case Lap Tops 001-5-1806-22600	One-time	\$ 8,765.04	\$ -
Wifi equipment - Los Hermanos Park 001-5-1806-72600	One-time	\$ 12,000.00	\$ -
<b>Total General Fund</b>		<b>\$ 346,849.04</b>	<b>\$ 79,505.00</b>

**PD-Seizures - Fund 005**

<b>Police</b>			
Power Edge Servers & 30TB Storage Array Project 30 TB Storage Array - \$18,131 Computers - \$10,000 Number Storage - \$35,000 005-5-2100-22600	Recurring	\$ 63,130.99	\$ 63,131.00
PTZ Camera upgrade for building security 005-5-2100-22600	One-time	\$ 1,900.00	\$ 1,900.00

**CITY OF KINGSVILLE  
FY 18-19 IT REQUESTS**

<b>Description</b>	<b>Type</b>	<b>Amount</b>	<b>CM Approved</b>
(10) Desktop computers 005-5-2100-22600	One-time	\$ 10,511.00	\$ 10,511.00
ACU - Universal Underminated Cable - Interops 005-5-2100-22600	One-time	\$ 380.00	\$ 380.00
Replacement of smartboard for communications trailer 005-5-2100-22600	One-time	\$ 4,454.00	\$ 4,454.00
Replacement SSD's for upgrade of spinning disks HDD's 005-5-2100-22600	One-time	\$ 675.00	\$ 675.00
AFIX Tracker support renewal 005-5-2100-31400	Recurring	\$ 4,888.00	\$ 4,888.00
Money Counter 005-5-2100-31400	Recurring	\$ 845.00	\$ 845.00
Systems and network support for 1 year 005-5-2100-31400	Recurring	\$ 12,000.00	\$ 12,000.00
NetMotion Premium Maint - server license, 50 device licenses 005-5-2100-31400	Recurring	\$ 3,741.00	\$ 3,741.00
Vmware - PD Portion 005-5-2100-31400	Recurring	\$ 3,500.00	\$ 3,500.00
Ticket writer software 005-5-2100-31400	Recurring	\$ 3,407.00	\$ 3,407.00
Total Track Investigative software 005-5-2100-31400	Recurring	\$ 2,148.00	\$ 2,148.00
In car video camera hardware and software maint 005-5-2100-31400	Recurring	\$ 20,228.00	\$ 20,228.00
Investigative software 005-5-2100-31400	Recurring	\$ 5,660.00	\$ 5,660.00
Cellebrite software maintenance 005-5-2100-31400	Recurring	\$ 3,500.00	\$ 3,500.00
ESET Antivirus - Endpoint Protection Advanced 005-5-2100-31400	Recurring	\$ 874.00	\$ 874.00
Certification Pro 005-5-2100-31600	Recurring	\$ 1,696.00	\$ 1,696.00
Adobe Acrobat Pro DC 005-5-2100-33100	Recurring	\$ 167.00	\$ 167.00
Callyo - Investigative Software 005-5-2100-33100	Recurring	\$ 2,750.00	\$ 2,750.00
Office 2016 perpetual license 005-5-2100-33100	Recurring	\$ 2,610.00	\$ 2,610.00
<b>Total PD Seizure Fund</b>		<b>\$ 149,064.99</b>	<b>\$ 149,065.00</b>

**CITY OF KINGSVILLE  
FY 18-19 IT REQUESTS**

Description	Type	Amount	CM Approved
<b>CO 2016 Fund</b>			
<b>Health</b>			
Internet Connectivity for Health Department 033-5-4400-71300 1/2 Cost - the other half is in Health Department	One-Time	\$ 27,500.00	\$ 13,750.00
<b>Total CO 2016 Fund</b>		<b>\$ 27,500.00</b>	<b>\$ 13,750.00</b>

**Utility Fund**

<b>Engineering - Split with GF</b>			
ArcGIS License 051-5-8000-31410	Recurring	\$ 3,713.00	\$ 1,857.00
<b>Total Utility Fund</b>		<b>\$ 3,713.00</b>	<b>\$ 1,857.00</b>

<b>Totals</b>			
General Fund	\$ 346,849.04	\$ 79,505.00	
PD Seizure Fund	\$ 149,064.99	\$ 149,065.00	
CO 2016 Fund	\$ 27,500.00	\$ 13,750.00	
Utility Fund	\$ 3,713.00	\$ 1,857.00	
	<b>\$ 527,127.03</b>	<b>\$ 244,177.00</b>	

**CITY OF KINGSVILLE  
FY 18-19 CAPITAL OUTLAY REQUESTS**

Description	Type	Amount	CM Approved
Fund 001 - General Fund			
<b>City Commission</b>			
Restoration & preservation project - Phase 3 of 5 001-5-1000-31400 - Professional Services	Addition	\$22,200	\$22,200
<b>Community Appearance</b>			
Tilt trailer for transport of skid loader 001-5-1603-71200 - Machinery & Equipment	Addition	\$8,000	\$0
Pickup truck for operators 001-5-1603-71100 - Vehicles	Addition	\$40,000	\$0
Parking Lot 001-5-1603-71300 - Building	Addition	\$25,563	\$0
<b>Facilities</b>			
Storage Building 001-5-1805-71300 - Building	Addition	\$18,500	\$0
2018 Transit Cargo Van 001-5-1805-71100	Addition	\$24,240	\$0
<b>Technology</b>			
Initial Lease Recordation for Nimble Array Storage 001-5-1806-72600 - Computers & Associated Equip	One-Time	\$48,946	\$48,946
<b>Fire</b>			
Replace Command 101 Vehicle 001-5-2200-71100 - Vehicle	Addition	\$85,489	\$0
<b>Golf</b>			
Renovation of Clubhouse Bathrooms 001-5-4502-71300	Addition	\$35,000	\$0
Chemical storage container 001-5-4502-71300 - Building	Addition	\$10,000	\$10,000
Mosquito Fogger 001-5-4502-71200 - Machinery & Equipment	Addition	\$6,000	\$0
Snake mower 001-5-4502-71200 - Machinery & Equipment	Addition	\$34,000	\$0
Turfco pull behind blower 001-5-4502-71200 - Machinery & Equipment	Addition	\$7,100	\$0
Kubota tractor with backhoe attachment 001-5-4502-71200 - Machinery & Equipment	Addition	\$31,000	\$0
Utility Cart 001-5-4502-71200 - Machinery & Equipment	Addition	\$8,400	\$0
Sand trap machine 001-5-4502-71200 - Machinery & Equipment	Addition	\$25,000	\$0

**CITY OF KINGSVILLE  
FY 18-19 CAPITAL OUTLAY REQUESTS**

Description	Type	Amount	CM Approved
<b>Parks</b>			
Splash pad fencing 001-5-4503-71224 - Splash Pad	Addition	\$15,000	\$15,000
3/4 ton pickup truck 001-5-4503-71100 - Vehicle	Addition	\$28,324	\$0
(1) Backhoe, (2) Zero turn mowers, (1) Gator utility veh 001-5-4513-71200 - Machinery & Equipment	Addition	\$45,963	\$0
<b>Total General Fund</b>		<b>\$ 518,725</b>	<b>\$96,146</b>

**Fund 002 - Tourism Fund**

<b>JK Northway</b>			
Roof Repair - JK Northway 002-5-1076-71300 -Building	Replacement	\$242,518	\$0
Paint for interior/exterior at JK Northway 002-5-1076-71300 - Building	Replacement	\$20,000	\$0
Full color digital LED sign & embossed JK Northway sign 002-5-1076-71200 - Machinery & Equipment	Replacement	\$23,770	\$0
<b>Total Tourism Fund</b>		<b>\$286,288</b>	<b>\$0</b>

**Fund 005 - PD Seizures**

<b>Police</b>			
World Wide K9 005-5-2100-71200 - Equipment	Addition	\$14,673	\$14,673
Swat Bearcat Vehicle 005-5-2100-71100	Addition	\$300,000	\$300,000
(5) 2019 Chevy Tahoes with equipment 005-5-2100-71100 - Vehicle	Addition	\$298,586	\$298,586
<b>Total PD Seizures Fund</b>		<b>\$613,259</b>	<b>\$613,259</b>

**Fund 031 - MC Technology Fund**

<b>Municipal Court</b>			
Kiosk - split funded with Fund 051 & 03 031-5-1800-71200	One-time	\$5,068	\$5,068
<b>Total PD Seizures Fund</b>		<b>\$5,068</b>	<b>\$5,068</b>

**Fund 033 - CO 2016**

<b>Downtown</b>			
Kiosk - split funded with Fund 031 & 033 033-5-1030-71200 - Machinery & Equipment	One-Time	\$17,500	\$17,500
<b>Fire</b>			
Ferrara Fire Apparatus Pumper 033-5-2200-71100 - Vehicle	Addition	\$740,000	\$600,000

**CITY OF KINGSVILLE  
FY 18-19 CAPITAL OUTLAY REQUESTS**

Description	Type	Amount	CM Approved
<b>Parks</b>			
Brookshire pool decking 001-5-4503-71225 - Brookshire Pool Renovation	Addition	\$60,000	\$60,000
<b>Total CO 2016</b>		<b>\$817,500</b>	<b>\$677,500</b>

**Fund 051 - Utility Fund**

<b>Collections</b>			
Payment kiosk - split funded with Fund 031 & 033 051-5-6201-71200 - Machinery & Equipment	Addition	\$28,568	\$6,000
<b>Wastewater South Plant</b>			
Pump at South Plant life station 051-5-7002-54300	One-Time	\$45,000	\$0
Amwell 70' Clarifier 051-5-7002-71200 - Utility Plant	Replacement	\$745,000	\$0
<b>Total Utility Fund</b>		<b>\$818,568</b>	<b>\$6,000</b>

**Fund 054 - UF Capital Projects**

<b>Water Production</b>			
Ground Storage Tank Replacement 054-5-6002-54300 Utility Plant	Replacement	\$130,000	\$125,000
<b>Meter Reader</b>			
2018 pickup truck 054-5-6202-71100 - Vehicle	Addition	\$21,524	\$0
<b>Wastewater North Plant</b>			
Automatic 24 Hour composite sampler 054-5-7001-72100 - Utility Plant	Replacement	\$8,109	\$0
<b>Wastewater South Plant</b>			
(2) Stainless steel canal gates in basin 054-5-7002-72100 - Utility Plant	Replacement	\$100,000	\$100,000
Polyblen polymer feed unit 054-5-7002-72100 - Utility Plant	Replacement	\$9,234	\$9,234
<b>Sewer Construction</b>			
Reroute study 054-5-7003-31400 - Professional Services	Addition	\$25,000	\$0
Trailer mounted sewer cleaner 054-5-7003-71200 - Machinery & Equipment	Replacement	\$59,200	\$0
<b>Total UF Capital Projects</b>		<b>\$353,067</b>	<b>\$234,234</b>

**Fund 087 - SW Capital Projects**

<b>Landfill</b>			
Tilt trailer for transport of skid loader 087-5-1703-71200 - Machinery & Equipment	Addition	\$5,000	\$5,000
<b>Total Utility Fund</b>		<b>\$5,000</b>	<b>\$5,000</b>

**CITY OF KINGSVILLE  
FY 18-19 CAPITAL OUTLAY REQUESTS**

Description	Type	Amount	CM Approved
<b>Fund 093 - Parks Maintenance Fund</b>			
<b>Parks</b>			
Baseball field 5 irrigation repair 093-5-4503-71228 - Parks Field Improvements	Addition	\$5,000	\$5,000
Brookshire pool sand filter 093-5-4503-71225 - Brookshire Pool Renovation	Addition	\$50,000	\$0
Dump trailer 093-5-4503-71200 - Machinery & Equipment	Addition	\$7,000	\$0
<b>Total Utility Fund</b>		<b>\$62,000</b>	<b>\$5,000</b>

<b>Totals</b>		
General Fund	\$ 518,725	\$96,146
Tourism Fund	\$286,288	\$0
PD Seizure Fund	\$613,259	\$613,259
MC Technology	\$5,068	\$5,068
CO 2016	\$817,500	\$677,500
Utility Fund	\$818,568	\$6,000
UF Capital Project:	\$353,067	\$234,234
SW Capital Project	\$5,000	\$5,000
Park Maintenance	\$62,000	\$5,000
	<b>\$ 3,479,475</b>	<b>\$1,642,207</b>





# ALL FUNDS COMBINED

Description	2016-2017 Actual	2017-2018		2018-2019	
		Original Budget	Current Budget	Estimated Actual	Adopted Budget
<b>Revenues</b>					
Property Taxes	6,815,729.46	7,158,347.00	7,158,347.00	7,058,114.00	7,296,280.00
Sales Taxes	6,376,550.52	6,187,200.00	6,187,200.00	6,334,720.91	6,457,200.00
Permits & Licenses	246,777.62	256,625.00	256,625.00	229,425.00	214,000.00
Municipal Court Fines	740,366.20	783,500.00	783,860.00	744,703.00	764,100.00
Ambulance Fees	615,853.49	560,000.00	560,000.00	500,000.00	725,000.00
Asset Seizures	367,366.00	0.00	0.00	908,975.00	0.00
Fee for Service	43,882.91	55,758.00	80,758.00	76,389.00	52,789.00
Property Abatements	46,863.94	62,000.00	62,000.00	65,923.00	58,000.00
Grants & Donations	927,948.93	75,000.00	678,545.00	439,615.00	857,085.00
Landfill Fees	652,986.00	640,400.00	640,400.00	629,642.00	640,400.00
Sanitation Fees	3,300,596.94	3,366,000.00	3,366,000.00	3,292,890.00	3,395,500.00
Water Fees	5,084,064.99	4,620,000.00	4,620,000.00	4,843,455.00	5,041,000.00
Waste Water Fees	3,497,037.93	3,343,000.00	3,343,000.00	3,645,500.00	4,026,000.00
Stormwater Fees	227,449.19	405,000.00	405,000.00	300,000.00	405,000.00
Street Maintenance Fees	817,470.03	812,000.00	812,000.00	812,000.00	812,000.00
Auction & Asset Sales	112,908.48	53,770.00	53,770.00	15,047.00	17,750.00
Interest Income	213,035.83	146,949.00	146,949.00	192,806.45	153,499.00
Bond Proceeds/Premiums	0.00	0.00	0.00	0.00	0.00
Lease Income	0.00	0.00	0.00	0.00	0.00
Intergovernmental	0.00	0.00	0.00	0.00	0.00
Paving Liens	2,796.65	0.00	0.00	800.00	800.00
Miscellaneous	69,692.49	31,480.00	31,480.00	107,430.00	37,080.00
Insurance Contributions	3,924,747.99	3,521,696.00	3,521,696.00	4,138,818.00	3,401,089.00
Park Fees	967,865.87	933,125.00	982,968.00	932,758.22	1,007,150.00
Other Income-Insurance	1,324,084.62	1,517,299.00	1,586,916.00	845,105.00	48,946.00
Transfers-In	5,822,275.55	3,652,639.23	4,039,833.23	4,003,930.00	5,443,488.00
	<b>42,198,351.63</b>	<b>38,181,788.23</b>	<b>39,317,347.23</b>	<b>40,118,046.58</b>	<b>40,854,156.00</b>
Fund Balance Usage-Surplus (Deficit):					
Operating	131,243.06	(2,104,658.31)	(2,539,341.47)	(1,103,689.71)	(1,905,735.00)
Non-Operating	(4,156,477.52)	(5,709,001.75)	(7,214,087.33)	(3,665,303.23)	(3,004,471.00)
<b>Total Revenues</b>	<b>46,223,586.09</b>	<b>45,995,448.29</b>	<b>49,070,776.03</b>	<b>44,887,039.52</b>	<b>45,764,362.00</b>
<b>Expenditures</b>					
Personnel Services	16,325,920.69	17,395,437.00	17,578,307.59	17,093,999.82	17,467,039.00
Supplies	1,658,239.28	1,544,022.00	1,787,231.07	1,771,841.80	1,772,990.00
Services	9,102,272.60	9,573,661.29	9,755,695.65	9,722,864.93	9,552,512.00
Repairs	748,537.31	630,005.00	795,430.51	814,231.98	616,137.00
Maintenance	3,108,994.61	3,691,017.00	3,588,178.12	2,938,583.56	4,366,422.00
Debt Service	2,088,290.37	3,612,724.02	3,612,298.37	3,580,331.20	3,626,228.00
Capital Outlay	6,992,203.13	5,827,147.75	7,541,323.10	4,781,174.56	2,873,751.00
Department Reduction	5,826,305.34	3,652,639.23	4,039,833.23	4,003,930.00	5,443,488.00
Project Accounts	0.00	0.00	188,890.80	0.00	0.00
Prior Year Adjustments	347,381.15	0.00	114,792.59	111,286.67	0.00
Transfers-Out	25,441.61	68,795.00	68,795.00	68,795.00	45,795.00
<b>Total Expenditures</b>	<b>46,223,586.09</b>	<b>45,995,448.29</b>	<b>49,070,776.03</b>	<b>44,887,039.52</b>	<b>45,764,362.00</b>

# ALL FUNDS COMBINED

## EFFECT ON FUND BALANCE

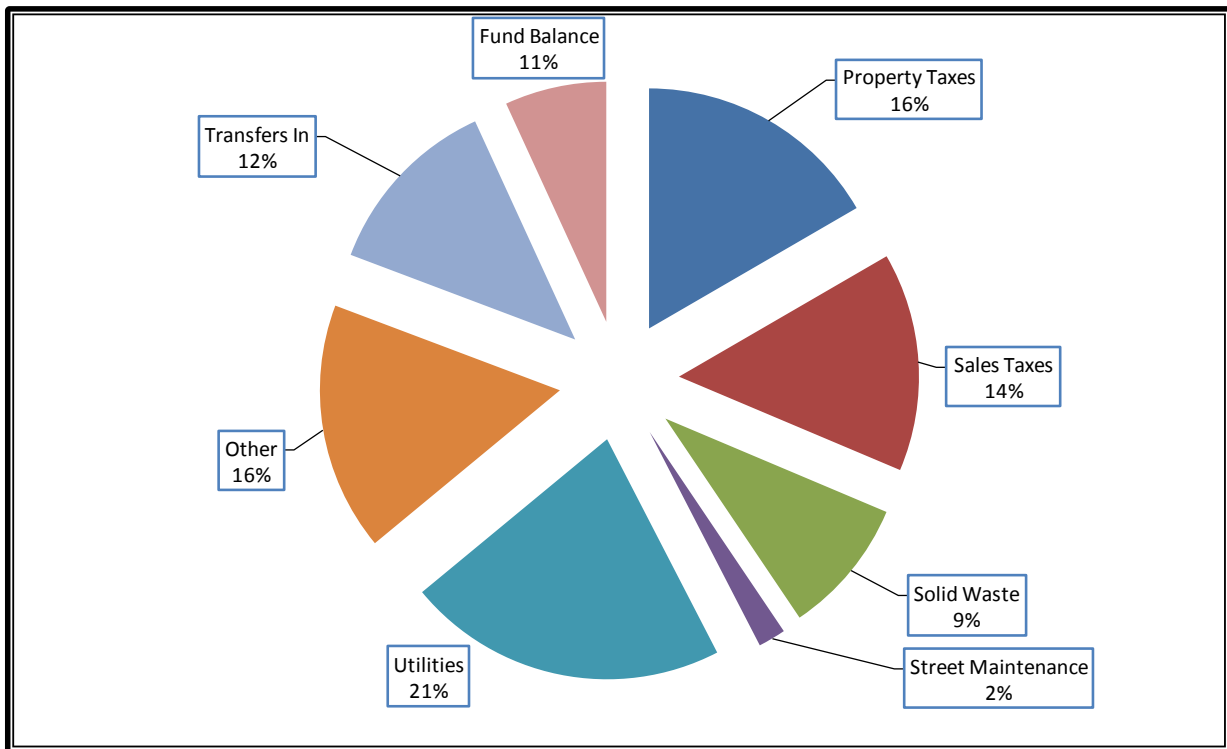
Funds	2016-2017 Actual	2017-2018		2018-2019	
		Original Budget	Current Budget	Estimated Actual	Proposed Budget
<b>Operating:</b>					
001-General Fund	569,953.02	(596,342.00)	(805,383.00)	(624,789.76)	(643,361.00)
002-Tourism	(174,139.64)	(233,435.00)	(234,935.00)	(180,471.57)	(120,190.00)
011-GO Debt Service	138,330.70	(219,290.00)	(219,290.00)	(293,087.00)	65,973.00
012-UF Debt Service	1,191,012.03	250.00	250.00	7,400.00	302,999.00
025-Building Security Fund	1,270.05	(90,000.00)	(90,000.00)	(89,500.00)	0.00
031-Municipal Court Technology	(9,017.10)	(5,000.00)	(5,000.00)	(4,000.00)	(19,068.00)
051-Utility Fund	(623,388.93)	(712,417.00)	(783,649.00)	(180,091.68)	(736,915.00)
055-Stormwater Drainage Capital Proj	(65,971.97)	14,580.00	14,580.00	(90,420.00)	113,450.00
087-Solid Waste Capital Projects	(257,700.03)	57,169.75	57,169.75	195,886.00	50,096.00
090-Landfill Closure Fund	(1,423,696.42)	363,414.23	300,752.23	304,978.00	325,888.00
092-Street Maintenance Fund	358,338.05	(68,745.00)	(68,745.00)	(68,745.00)	(450,021.00)
093-Park Maintenance Fund	80,248.16	0.00	(80,248.16)	(73,702.16)	(5,000.00)
098-Economic Development	73,103.60	686.71	(9,313.29)	(4,164.54)	(24,000.00)
138-Self Insurance Fund	272,901.54	(615,530.00)	(615,530.00)	(2,982.00)	(765,586.00)
202-Tourism Façade Grant Program					
Total Effect on Fund Balance - Operating Funds	131,243.06	(2,104,658.31)	(2,539,341.47)	(1,103,689.71)	(1,905,735.00)
<b>Non-Operating Funds:</b>					
005-PD State Seizure Fund	(245,316.25)	(484,291.75)	(792,777.11)	424,396.01	(874,206.00)
008-Task Force Criminal Justice	0.00	0.00	0.00	0.00	0.00
009-Law Enf Off Stand Police	0.00	0.00	0.00	0.00	0.00
010-Law Enf Off Stand Fire	0.00	0.00	0.00	0.00	0.00
016-PD Stonegarden	0.00	0.00	0.00	0.00	0.00
017-PD Grant Border Star	0.00	0.00	0.00	0.00	0.00
026-Golf Course Capital Maintenance	7,991.41	8,115.00	8,115.00	8,115.00	2,971.00
028-PD Federal Seizure Fund	(14,896.34)	(29,985.00)	(29,985.00)	(29,914.87)	(29,942.00)
029-JAG Grant 2017-DJ-BX-0902	0.00	0.00	(41.00)	0.00	0.00
030-Red Ribbon Drug Awareness	0.00	0.00	(2,365.02)	(2,361.73)	0.00
033-CO Series 2016 - GF	(2,465,059.54)	(3,306,877.00)	(4,133,991.28)	(2,310,627.67)	(1,633,174.00)
034-CO Series 1998 - GF	0.00	0.00	0.00	0.00	0.00
039-CO Series 2002-2002A - GF	51.11	0.00	0.00	45.32	(5,026.00)
054-UF Capital Projects	124,246.84	(956,244.00)	(957,943.12)	(921,563.00)	692,000.00
062-CO Series 2005 - UF	(59,403.74)	0.00	0.00	836.00	800.00
064-CO Series 2009 - GF	0.00	0.00	0.00	0.00	0.00
065-CO Series 2011 - GF	136.88	0.00	0.00	0.00	0.00
066-CO Series 2011 - UF	(479,600.16)	(92,980.00)	(92,980.00)	(91,664.62)	2,800.00
067-CO Series 2013 - GF Street Proj	(37,132.93)	0.00	(27,000.00)	(26,839.00)	2,150.00
068-CO Series 2013 - UF Drainage	(428,999.81)	(886,739.00)	(986,739.00)	(497,998.00)	(1,309,200.00)
071-FEMA Assistance	45,463.93	0.00	0.00	9,801.00	0.00
077-FEMA Assistance - Fire	0.00	0.00	0.00	0.00	0.00
078-Texas Parks & Wildlife	3,598.89	0.00	0.00	0.00	0.00
079-Texas Capital Fund Main Street	3,056.51	0.00	(3,588.21)	0.00	0.00
080-Homeland Security Grant	0.00	0.00	0.00	0.00	0.00
082-TXCDBG Grant	60,000.00	0.00	0.00	(42,587.00)	0.00
083-Criminal Justice Division	0.00	0.00	0.00	0.00	0.00
084-DEAAG Grant	0.00	0.00	0.00	0.00	0.00
091-GF Capital Projects	2,306.33	0.00	0.00	72.00	(3,616.00)
096-Insurance Claim Recovery	(743,859.86)	0.00	(234,792.59)	(231,286.67)	0.00
097-Vehicle Replacement Fund	50,000.00	40,000.00	40,000.00	40,000.00	220,200.00
099-Disaster Response Recovery	(43,015.00)	0.00	0.00	0.00	0.00
601-FEMA Event - Harvey	63,954.21	0.00	0.00	6,274.00	(70,228.00)
Total Effect on Fund Balance - Capital Funds	(4,156,477.52)	(5,709,001.75)	(7,214,087.33)	(3,665,303.23)	(3,004,471.00)

# WHERE THE MONEY COMES FROM

Description	2016-2017 Actual	2017-2018		2018-2019		% of Total
		Original Budget	Current Budget	Estimated Actual	Adopted Budget	
<b>Revenues</b>						
Taxes						
Property Taxes	\$6,815,729	\$7,158,347	\$7,158,347	\$7,058,114	\$7,296,280	16%
Sales Taxes	6,376,551	6,187,200	6,187,200	6,334,721	6,457,200	14%
	13,192,280	13,345,547	13,345,547	13,392,835	<b>13,753,480</b>	<b>30%</b>
Solid Waste						
Landfill Fees	652,986	640,400	640,400	629,642	640,400	1%
Sanitation Fees	3,300,597	3,366,000	3,366,000	3,292,890	3,395,500	7%
	3,953,583	4,006,400	4,006,400	3,922,532	<b>4,035,900</b>	<b>9%</b>
Street Maintenance						
Street Maintenance Fee	817,470	812,000	812,000	812,000	812,000	2%
Utilities						
Water Fees	5,084,065	4,620,000	4,620,000	4,843,455	5,041,000	11%
Waste Water Fees	3,497,038	3,343,000	3,343,000	3,645,500	4,026,000	9%
Stormwater Fees	227,449	405,000	405,000	300,000	405,000	1%
	8,808,552	8,368,000	8,368,000	8,788,955	<b>9,472,000</b>	<b>21%</b>
Transfers						
Transfers-In	5,822,276	3,652,639	4,039,833	4,003,930	5,443,488	12%
Operating Deficit (Surplus)	(131,243)	2,104,658	2,539,341	1,103,690	1,905,735	4%
Capital FB Reappropriation	4,156,478	5,709,002	7,214,087	3,665,303	3,004,471	7%
	9,847,510	11,466,299	13,793,262	8,772,923	<b>10,353,694</b>	<b>23%</b>
Other						
Permits & Licenses	246,778	256,625	256,625	229,425	214,000	0%
Municipal Court Fines	740,366	783,500	783,860	744,703	764,100	2%
Ambulance Fees	615,853	560,000	560,000	500,000	725,000	2%
Asset Seizures	367,366	0	0	908,975	0	0%
Fee for Service	43,883	55,758	80,758	76,389	52,789	0%
Property Abatements	46,864	62,000	62,000	65,923	58,000	0%
Auction & Sales	112,908	53,770	53,770	15,047	17,750	0%
Interest Income	213,036	146,949	146,949	192,806	153,499	0%
Bond/Lease Proceeds	0	0	0	0	0	0%
Grants & Intergovern	927,949	75,000	678,545	439,615	857,085	2%
Park Fees	967,866	933,125	982,968	932,758	1,007,150	2%
Insurance Contributions	3,924,748	3,521,696	3,521,696	4,138,818	3,401,089	7%
Paving Liens & Misc.	72,489	31,480	31,480	108,230	37,880	0%
Other Income	1,324,085	1,517,299	1,586,916	845,105	48,946	0%
	9,604,191	7,997,202	8,745,567	9,197,795	<b>7,337,288</b>	<b>16%</b>
<b>Totals</b>	<b>\$46,223,586</b>	<b>\$45,995,448</b>	<b>\$49,070,776</b>	<b>\$44,887,040</b>	<b>\$45,764,362</b>	<b>100%</b>

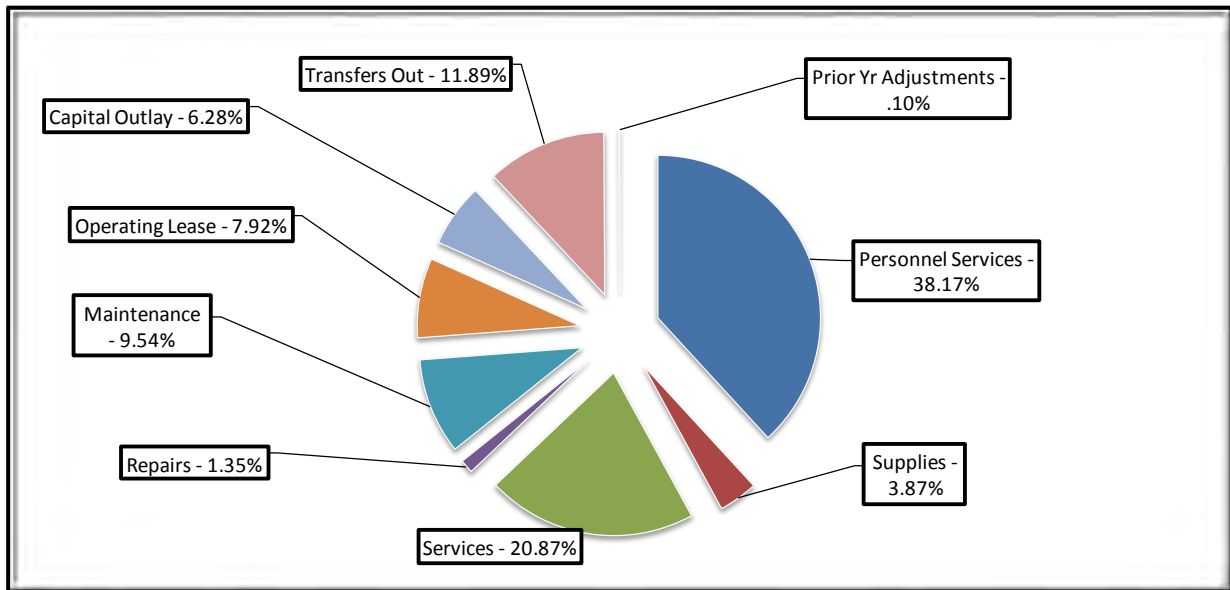
# WHERE THE MONEY COMES FROM

Description	2016-2017 Actual	2017-2018			2018-2019		% of Total
		Original Budget	Current Budget	Estimated Actual	Adopted Budget		
<b>Revenues</b>							
Property Taxes	\$6,815,729	\$7,158,347	\$7,158,347	\$7,058,114	\$7,296,280	16%	
Sales Taxes	6,376,551	6,187,200	6,187,200	6,334,721	6,457,200	14%	
Solid Waste	3,953,583	4,006,400	4,006,400	3,922,532	4,035,900	9%	
Street Maintenance	817,470	812,000	812,000	812,000	812,000	2%	
Utilities	8,808,552	8,368,000	8,368,000	8,788,955	9,472,000	21%	
Other	9,604,191	7,997,202	8,745,567	9,197,795	7,337,288	16%	
Transfers In	5,822,276	3,652,639	4,039,833	4,003,930	5,443,488	12%	
From (To) Fund Balance	4,025,234	7,813,660	9,753,429	4,768,993	4,910,206	11%	
<b>Totals</b>	<b>\$46,223,586</b>	<b>\$45,995,448</b>	<b>\$49,070,776</b>	<b>\$44,887,040</b>	<b>\$45,764,362</b>	<b>100%</b>	



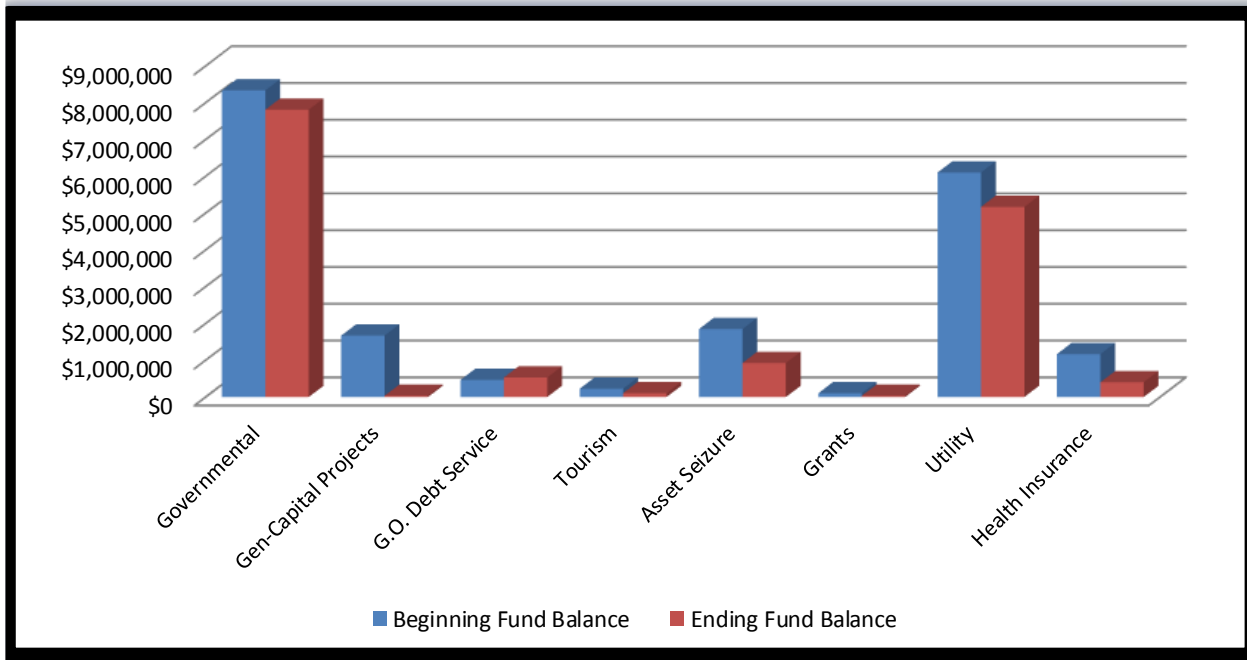
# WHERE THE MONEY GOES

Description	2016-2017 Actual	2017-2018		2018-2019		% of Total
		Original Budget	Current Budget	Estimated Actual	Adopted Budget	
<b>Expenditures</b>						
Personnel Services	\$16,325,920.69	\$17,395,437.00	\$17,578,307.59	\$17,093,999.82	\$17,467,039.00	<b>38%</b>
Supplies	1,658,239.28	1,544,022.00	1,787,231.07	1,771,841.80	1,772,990.00	<b>4%</b>
Services	9,102,272.60	9,573,661.29	9,755,695.65	9,722,864.93	9,552,512.00	<b>21%</b>
Repairs	748,537.31	630,005.00	795,430.51	814,231.98	616,137.00	<b>1%</b>
Maintenance	3,108,994.61	3,691,017.00	3,588,178.12	2,938,583.56	4,366,422.00	<b>10%</b>
Operating Lease	2,088,290.37	3,612,724.02	3,612,298.37	3,580,331.20	3,626,228.00	<b>8%</b>
Capital Outlay	6,992,203.13	5,827,147.75	7,541,323.10	4,781,174.56	2,873,751.00	<b>6%</b>
Transfers Out	5,826,305.34	3,652,639.23	4,039,833.23	4,003,930.00	5,443,488.00	<b>12%</b>
Department Reduction	0.00	0.00	188,890.80	0.00	0.00	<b>0%</b>
Project Accounts	347,381.15	0.00	114,792.59	111,286.67	0.00	<b>0%</b>
Prior Yr Adjustments	25,441.61	68,795.00	68,795.00	68,795.00	45,795.00	<b>0%</b>
<b>Total Expenditures</b>	<b>\$46,223,586</b>	<b>\$45,995,448</b>	<b>\$49,070,776</b>	<b>\$44,887,040</b>	<b>\$45,764,362</b>	<b>100%</b>



# FUND BALANCE - BY FUND TYPE

Funds	Estimated Fund Balance Beginning FY 18-19	Revenues	Revenues Transfers In	Expenditures	Expenditures Transfers Out	Estimated Fund Balance Ending FY 18-19
Governmental	\$8,334,411	\$19,562,512	\$1,770,453	\$21,432,155	\$427,653	\$7,807,568
Gen-Capital Projects	1,670,147	17,150	0	1,456,200	197,000	\$34,097
G.O. Debt Service	464,238	1,452,353	47,135	1,433,515	0	\$530,211
Tourism	225,064	579,221	75,000	641,817	132,594	\$104,874
Asset Seizure	1,847,403	28,058	0	951,274	0	\$924,187
Grants	104,157	857,085	256,481	1,113,566	70,228	\$33,929
Utility	6,102,544	9,507,800	3,294,419	9,120,272	4,616,013	\$5,168,478
Health Insurance	1,165,528	3,406,489	0	4,172,075	0	\$399,942
	<u>\$19,913,492</u>	<u>\$35,410,668</u>	<u>\$5,443,488</u>	<u>\$40,320,874</u>	<u>\$5,443,488</u>	<u>\$15,003,286</u>





# TRANSFERS

## FY 18-19 ADOPTED BUDGET TRANSFERS IN AND OUT

Transfers In			Transfers Out		
Fund	Transfer From	Amount	Fund	Transfer To	Amount
001 - General Fund	Fund 002	75,647.00	002 - Tourism Fund	Fund 001	75,647.00
	Fund 051	1,350,000.00	051 - Utility Fund	Fund 001	1,350,000.00
	Fund 087	68,308.00	087 - SW Capital Projects	Fund 001	68,308.00
	Fund 091	3,616.00	091 - GF Capital Projects	Fund 001	3,616.00
	Fund 092	50,000.00	092 - Street Maintenance	Fund 001	50,000.00
	Fund 601	70,228.00	601 - FEMA	Fund 001	70,228.00
	002 - Tourism	Fund 001	25,000.00	001- General Fund	Fund 002
011 - GO Debt Service	Fund 087	47,135.00	087 - SW Capital Projects	Fund 011	47,135.00
012 - UF Debt Service	Fund 051	1,579,563.00	051 - Utility Fund	Fund 012	1,579,563.00
	Fund 055	290,450.00	055 - Storm Water Drainage	Fund 012	290,450.00
023 - PD Step Grant	Fund 001	3,577.00	001- General Fund	Fund 023	3,577.00
026 - Golf Course Maintenance	Fund 001	5,471.00	001- General Fund	Fund 026	5,471.00
051 - Utility Fund	Fund 001	21,459.00	001- General Fund	Fund 051	21,459.00
	Fund 002	6,947.00	002 - Tourism Fund	Fund 051	6,947.00
054 - UF Capital Projects	Fund 051	1,396,000.00	051 - Utility Fund	Fund 054	1,396,000.00
084 - DEAAG Grant	Fund 001	35,904.00	001- General Fund	Fund 084	35,904.00
085 - CLG Grant	Fund 098	20,000.00	098 - Economic Development	Fund 085	20,000.00
090 - Landfill Closure	Fund 087	97,183.00	087 - SW Capital Projects	Fund 090	97,183.00
093 - Park Maintenance	Fund 001	25,000.00	001- General Fund	Fund 093	25,000.00
094 - TX Parks & Wildlife Grant	Fund 033	197,000.00	033 - CO Series 2016	Fund 094	197,000.00
097 - Vehicle Replacement	Fund 001	25,000.00	001- General Fund	Fund 097	25,000.00
202 - Façade Grant Program	Fund 002	50,000.00	002 - Tourism Fund	Fund 202	50,000.00
Total Transfers In		<u>5,443,488.00</u>	Total Transfers Out		<u>5,443,488.00</u>





## 10 YEAR HISTORY OF FULL-TIME POSITIONS BY PROGRAM

COLA and Adjustment % or Rate Increases	0	2%	0%	1.50%	1.50%	1.50%	1%	Adjustments	0%	2%
	FY 09-10	FY 10-11	FY 11-12	FY 12-13	FY 13-14	FY 14-15	FY 15-16	FY 16-17	FY 17-18	FY 18-19
	Adopted	Adopted	Adopted	Adopted	Adopted	Adopted	Adopted	Adopted	Adopted	Adopted
<b>General Government &amp; Administrative Services</b>										
City Commission	5	5	5	5	5	5	5	5	5	5
City Manager	2	2	3	2	2	3	3	2	2	2
Municipal Building								1	1	0
Economic Development								0	1	1
Human Resources	2	2	2	2	2	2	2	4	4	4
Legal	2	2	2	2	2	2	2	2	2	2
Finance Admin.	5	5	6	6	6	6	6	6	8	12
Purchasing	3	3	3	3	3	4	4	2	0	0
Information Technology								2	2	0
<b>Total Gen Govt &amp; Admn Svcs</b>	<b>19</b>	<b>19</b>	<b>21</b>	<b>20</b>	<b>20</b>	<b>22</b>	<b>22</b>	<b>25</b>	<b>25</b>	<b>26</b>
<b>Community &amp; Economic Development</b>										
Planning/Community Appearance	2	2	3	6	6	6	6	6	7	7
Golf Course						8	7	5	5	5
Parks						8	10	10	10	10
Planning/Economic Development	5	6	5	5	5	5	5	6	6	5
<b>Total Community/Economic Dev</b>	<b>7</b>	<b>8</b>	<b>8</b>	<b>11</b>	<b>11</b>	<b>27</b>	<b>28</b>	<b>27</b>	<b>28</b>	<b>27</b>
<b>Health</b>										
Health	12	12	12	10	10	10	10	10	10	9
<b>Total Health</b>	<b>12</b>	<b>12</b>	<b>12</b>	<b>10</b>	<b>10</b>	<b>10</b>	<b>10</b>	<b>10</b>	<b>10</b>	<b>9</b>
<b>Library</b>										
Library	8	8	9	9	9	9	9	9	8	8
<b>Total Library</b>	<b>8</b>	<b>8</b>	<b>9</b>	<b>9</b>	<b>9</b>	<b>9</b>	<b>9</b>	<b>9</b>	<b>8</b>	<b>8</b>
<b>Public Safety &amp; Judiciary</b>										
Fire/Emergency Management	33	33	33	33	33	35	35	33	34	34
Police	64	64	66	67	67	66	67	69	69	69
Municipal Court	4	3	3	5	5	5.5	5.5	5	5	5
Risk & Emergency Mgt.	1	1	1	1	1	1	1	0	0	0
Task Force	12	12	12	12	12	11	11	0	0	0
<b>Total Public Safety &amp; Judiciary</b>	<b>114</b>	<b>113</b>	<b>115</b>	<b>118</b>	<b>118</b>	<b>118.5</b>	<b>119.5</b>	<b>107</b>	<b>108</b>	<b>108</b>
<b>Public Works</b>										
Public Works Admin /Engineering	4	3	3	4	4	4	4	4	4	4
Capital Improvements							1	1	1	1
Garage	8	7	8	8	8	8	8	8	8	8
Ground Maintenance							3	3	3	3
Solid Waste - Landfill	8	8	8	8	8	8	8	8	8	9
Solid Waste - Recycling	2	2	1	1	1	1	1	1	0	0
Solid Waste - Sanitation	18	18	17	17	17	17	17	15	14	14
Street	21	21	20	20	20	20	20	20	20	20
Wastewater	19	19	19	19	19	19	19	18	18	18
Water	14	14	13	13	13	13	13	13	13	13
Water Production	4	4	4	4	4	4	4	4	4	4
Collections - Utility	5	5	5	5	5	5.5	6	6	6	6
Collections - Meter Reader	2	2	2	2	2	2	2	2	2	2
<b>Total Public Works</b>	<b>105</b>	<b>103</b>	<b>100</b>	<b>101</b>	<b>101</b>	<b>101.5</b>	<b>106</b>	<b>103</b>	<b>101</b>	<b>102</b>
<b>Tourism Services</b>										
Tourism Services			0	4	4	3	3	3	3	3
<b>Total Tourism Services</b>			<b>0</b>	<b>4</b>	<b>4</b>	<b>3</b>	<b>3</b>	<b>3</b>	<b>3</b>	<b>3</b>
<b>Total Full Time Employees</b>	<b>265</b>	<b>263</b>	<b>265</b>	<b>273</b>	<b>273</b>	<b>291</b>	<b>298</b>	<b>284</b>	<b>283</b>	<b>283</b>

**City of Kingsville**  
**Adopted Positions Summary - FY 18-19**

<b>Type</b>	<b>FY 18-19</b>	<b>FY 17-18</b>	<b>Difference</b>
Full-Time	283	283	0.00
Part-Time	28	27	1.00
Temporary/Seasonal	24	21	3.00
Interns	2	4	(2.00)
<b>Totals</b>	<b>337</b>	<b>335</b>	<b>2.00</b>

Changes:

Full-Time

Building Inspector	(1.00)
Facility Maintenance	1.00
Landfill - PW	1.00
Street Foreman	1.00
Street Equipment Operator III	(1.00)
Animal Control Specialist	(1.00)
<b>Total Changes - FTE</b>	<b>0.00</b>

Part-Time

Equipment Operator II	(1.00)
Kennel Attendant	1.00
Maintenace Worker	1.00
<b>Total Changes - PT</b>	<b>1.00</b>

Temp-Seasonal

Planning	1.00
Tourism	2.00
<b>Total Changes - PT</b>	<b>3.00</b>

Interns

TAMUK Intern	(1.00)
<b>Total Changes - Interns</b>	<b>(1.00)</b>

**CITY OF KINGSVILLE**  
**POSITION SUMMARY BY FUND/DEPARTMENT**

Department	Position Title	#FT	#PT	# Temp		Total
				Seasonal	# Interns	
<b>001 - General Fund</b>						
1000-City Commission	Mayor	1				
	Commissioner	4				5
1010-City Manager	City Manager	1				
	City Secretary	1				2
1100-Human Resources	Human Resources Director	1				
	Risk Manager	1				
<b>Admin 2 to HR Spec</b>	HR Specialist	2				4
1400-Legal	City Attorney	1				
	Parlegal	1				2
<b><u>1600-Planning &amp; Development Services</u></b>						
1601-Development Services	Planning & Development Svcs Director	1				
	Administrative Assistant II	1				
	Intern			1		3
1602-Permits	Building Official	1				
	Customer Service Representative	1				2
1603-Community Appearance	Supervisor	1				
	Equipment Operator 1	3				
	Comm Appearance Inspector	2				
	Administrative Assistant I	1				7
1604-Downtown	Downtown Manager	1				1
<b><u>1700-Solid Waste Management</u></b>						
1702-Sanitation Collection	Equipment Operator II	11				
	Equipment Operator III	2				
	Foreman	1				14
1703-Landfill	Supervisor	1				
<b>PT to FT EO2</b>	Equipment Operator II	7				
	Foreman	1				9
<b><u>1800-Finance</u></b>						
1801-Finance Administration	Finance Director	1				
	Administrative Assistant II	1				
	Accounting Manager	1				
	Purchasing Manager	1				
	Accounting Supervisor	1				
	Payroll Specialist	1				
	Accounts Payable Specialist	1				
	Accounting Assistant	1				8
1803-Municipal Court	Municipal Court Supervisor	1				
	Deputy Clerk	3	1			
	Municipal Court Judge	1				6

**CITY OF KINGSVILLE**  
**POSITION SUMMARY BY FUND/DEPARTMENT**

Department	Position Title	#FT	#PT	# Temp		Total
				Seasonal	# Interns	
1805-Facilities Maintenance	Facilities Manager	1				
<b>1 New FT</b>	Maintenance Worker	1	5			
	Service Technician		1			8
	Split Funded with Utility Fund	-1	-3			-4

*Note: This division used to be 1020, but was brought under Finance mid year FY 17-18. This division is split funded between General Fund and Utility Fund division 8020*

1806-Technology Services	Information Technology Manager	1				
	Systems Specialist	1				
	Help Desk		1		1	4

*Note: This division used to be 1902, but was brought under Finance effective FY 18-19.*

**2100-Police**

2101-Police Administration	Chief of Police	1				
	Administrative Assistant II	1				
	Sergeant	1				
	Systems Specialist	1				4

2102-Police Uniform	Police Officer	26				
	Sergeant	4				
	Corporal	3				
	Lieutenant	1				
	Administrative Assistant I	1				35

*Note: This division gained a Police Officer from Division 2104 and Division 2105. The total number of Police Officers did not increase overall.*

2103-Police Communications	Telecomm Operator	10				
	Lead Telecomm Operator	4				
	Communications Supervisor	1				15

2104-Police Criminal Investigations	Sergeant	1				
	Lieutenant	1				
	Police Officer	7				
	Corporal	2				
	Crime Scene Specialist	1				
	Administrative Assistant I	1				13

2105-Police Community Services	Police Officer	1				1
--------------------------------	----------------	---	--	--	--	---

2106-Warrant Enforcement	Police Officer	1				1
--------------------------	----------------	---	--	--	--	---

**2200-Fire**

	Fire Chief	1				
	Firefighter	19				
	Lieutenant	3				
	Engineer	6				
	Captain	3				
	Fire Marshall	1				
	Customer Service Representative		1			
	Administrative Assistant II	1				35

**CITY OF KINGSVILLE**  
**POSITION SUMMARY BY FUND/DEPARTMENT**

Department	Position Title	#FT	#PT	# Temp		Total
				Seasonal	# Interns	
<b>3000-Public Works</b>						
3000-Public Works Admin/Engineer	City Engineer	1				
	Administrative Assistant II	1				
	Public Works Director	1				
	GIS Technician		1			
	Engineer Assistant	1	1			
	Administrative Assistant I			1		7
	Split Funding with Utility Fund	-2	-1.5			-3.5

*Note: This division is split funded with Utility Fund. There are 4 full-time and 3 part-time employees. 50% of the FTE's are shown in this division and 50% of the FTE's are shown in division 8000.*

3030-Garage	Garage Supervisor	1				
	Equipment Service Worker	1				
	Welder/Fabricator	1				
	Maintenance Technician	3				
	Lead Maintenance Technician	1				
	Inventory Clerk	1				8
3050-Streets	Street Supervisor	1				
	Street Equipment Operator I	2				
	Street Equipment Operator II	8				
	Street Equipment Operator III	2				
	Maintenance Worker	7				20

<b>4400-Health</b>						
	Health Director	1				
	Health Inspector I	1				
	Health Inspector II	1				
	Animal Control Specialist	3				
	Customer Service Representative	1				
	Administrative Assistant II	1				
	Kennel Attendant	1	1			
	Animal Shelter Attendant				1	11

*Note: Salaries are charged at 100% with a line item that transfers out 50% of all payroll costs to a liability that is billed to the County for their share.*

<b>4500-Parks &amp; Recreation</b>						
4501-Parks Administration	Parks & Recreation Director	1				
	Parks Manager	1				
	Administrative Assistant II	1				3
4502-Golf Course Maintenance	Foreman	1				
	Maintenance Worker	2	4			7
4512-Golf Course Pro Shop	Golf Course Manager	1				
	Pro Shop Attendant	1	2			4
4503-Parks Maintenance	Foreman	1				
	Equipment Operator I	1				
	Maintenance Worker	4	1			7
One FT Maint Worker moved to 4513						

**CITY OF KINGSVILLE**  
**POSITION SUMMARY BY FUND/DEPARTMENT**

Department	Position Title	#FT	#PT	# Temp		Total
				Seasonal	# Interns	
4513-Seasonal & Recreation	Seasonal Workers			21		
	Maintenance Worker	1	1			23
One FT Maint Worker moved from 4503 1 New PT Maint Worker						
<b>4600-Library</b>						
	Library Director	1				
	Library Assistant	1	1			
	Maintenance Worker		2			
	Reference Librarian	1				
	Childrens Librarian	1				
	Digital Services Librarian		1			
	Technical Services Assistant	2				
	Assistant Library Administrator	1				
	Circulation Librarian	1				12
<i>Note: Salaries are charged at 100% with a line item that transfers out 50% of all payroll costs to a liability that is billed to the County for their share.</i>						
General Fund Totals		<u>229</u>	<u>20.5</u>	<u>22</u>	<u>2</u>	<u>273.5</u>
<b>002 - Tourism Fund</b>						
<b>1070-Tourism</b>						
1071-Administration	Tourism Services Director	1				
	Administrative Assistant II	1				
	Facilities & Events Specialist		1			
	Customer Service Representative		2			5
1076-JK Northway	Maintenance Worker	1		2		3
Tourism Fund Totals		<u>3</u>	<u>3</u>	<u>2</u>	<u>0</u>	<u>8</u>
<b>051 - Utility Fund</b>						
<b>6000-Water</b>						
6001-Water Construction	Water Supervisor	1				
	Equipment Operator II	3				
	Equipment Operator III	3				
	Utility Worker	6				13
6002-Water Production	Water Production Supervisor	1				
	Waste Water Operator	2				
	Maintenance Worker	1				4
6101-Grounds Maintenance	Maintenance Worker	2				
	Equipment Operator II	1				3
<b>6200-Utility Billing</b>						
6201-Collections	Collections Supervisor	1				
	Customer Billing Specialist	2				
	Customer Service Representative	3				6

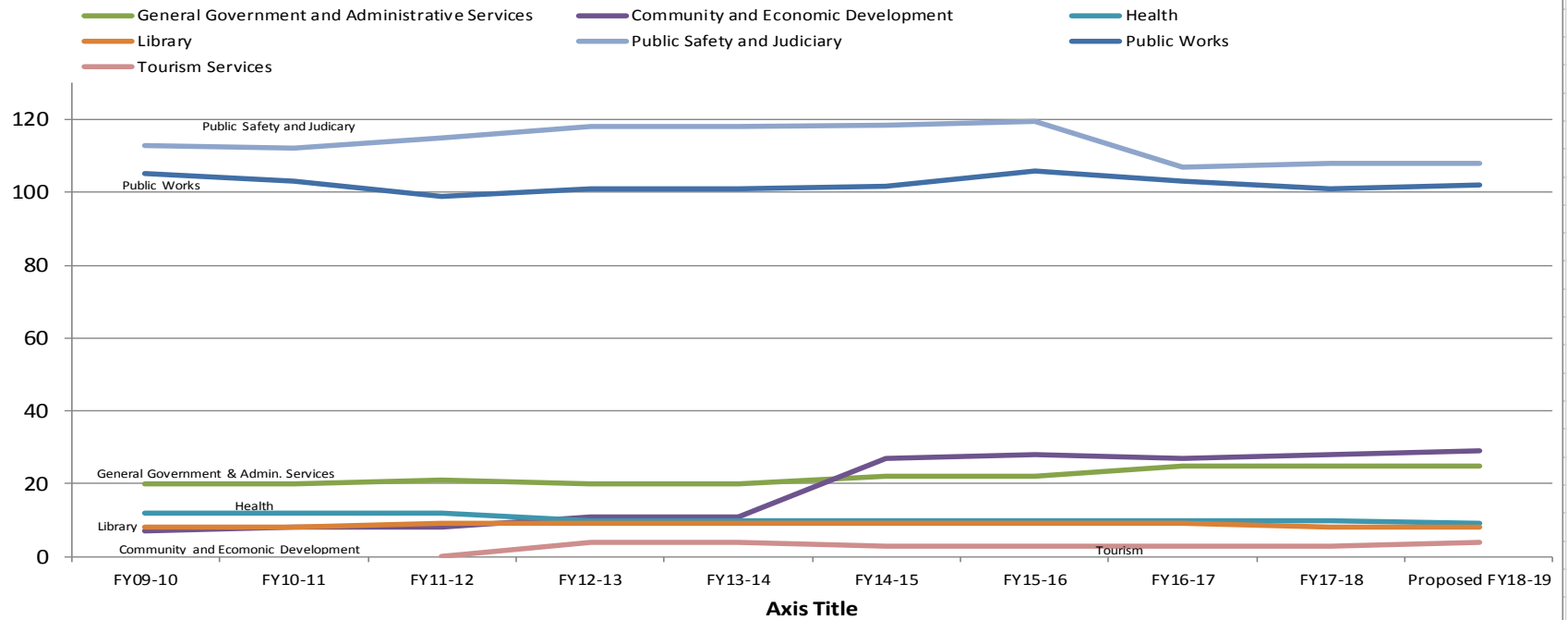
**CITY OF KINGSVILLE**  
**POSITION SUMMARY BY FUND/DEPARTMENT**

Department	Position Title	#FT	#PT	# Temp		Total
				Seasonal	# Interns	
6202-Meter Reading	Meter Reader Foreman	1				
	Meter Reader Technician	1				2
<b>7000-Waste Water</b>						
7001-Waste Water Plant	Waste Water Foreman	1				
	Maintenance Technician	1				
	Pump Operator	1				
	Waste Water Supervisor	1				
	Lab Technician	1				
	Waste Water Operator	2				
	Administrative Assistant II	1				8
7002-Waste Water South Plant	Plant Operator	1				
	Plant Helper	1				2
7003-Sewer Construction	Waste Water Foreman	1				
	Utility Worker	2				
	Equipment Operator II	3				
	Equipment Operator III	2				8
<b>8000-Public Works</b>						
8000-Public Works Admin/Engineer	City Engineer	1				
	Administrative Assistant II	1				
	Public Works Director	1				
	GIS Technician		1			
	Engineer Assistant	1	1			
	Administrative Assistant I		1			7
	Split Funding with Utility Fund	-2	-1.5			-3.5
<i>Note: This division is split funded with Utility Fund. There are 4 full-time and 3 part-time employees. 50% of the FTE's are shown in this division and 50% of the FTE's are shown in division 8000.</i>						
8020-Facilities Maintenance <b>1 New FT</b>	Facilities Manager	1				
	Maintenance Worker	1	5			
	Service Technician		1			8
	Split Funded with Utility Fund	-1	-3			-4
<i>Note: This division was brought under Finance mid year FY 17-18. This division is split funded between General Fund and Utility Fund</i>						
<b>8200-Capital Improvements</b>						
8201-Capital Improvements	Capital Improvement Manager	1				1
Totals Utility Fund		<u>50</u>	<u>4.5</u>	<u>0</u>	<u>0</u>	<u>54.5</u>
<b>098 - Economic Development Fund</b>						
<b>1060-Economic Development</b>						
1060-Economic Development	EDC Director	1				1
Totals Economic Development Fund		<u>1</u>				<u>1</u>
City of Kingsville Total Positions		<u>283</u>	<u>28</u>	<u>24</u>	<u>2</u>	<u>337</u>





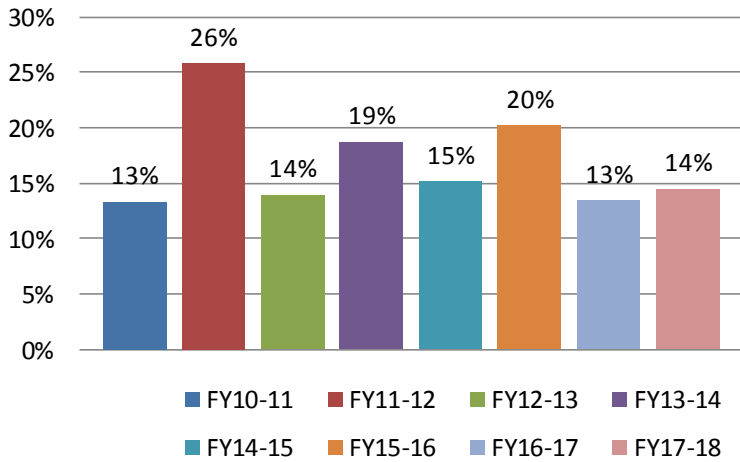
### TEN YEAR HISTORY OF CITYWIDE EMPLOYMENT BY SERVICE PROGRAM



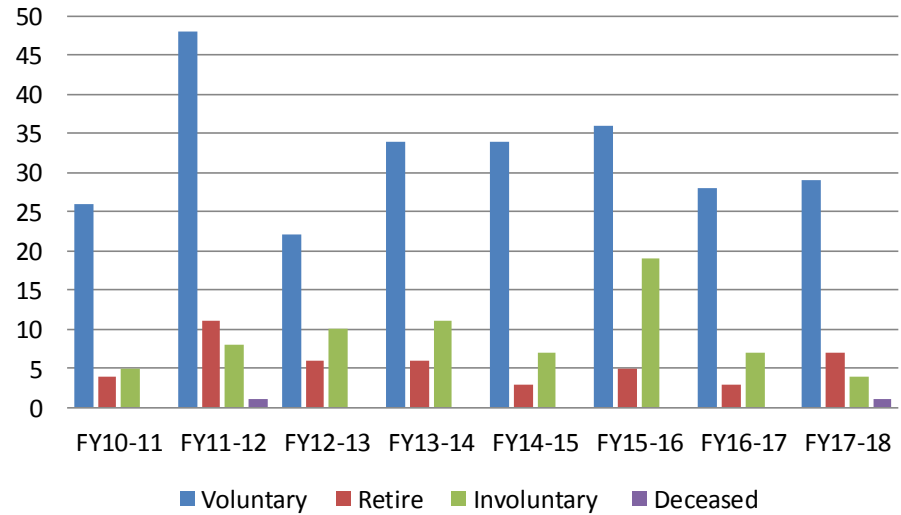
		<b>FULL-TIME EMPLOYEES</b>										
COLA and Adjustment % or Rate Increases			0	2%	0	1.50%	1.50%	1.50%	1%	Rate Adjustments	0%	1%
	Fiscal Year	FY09-10	FY10-11	FY11-12	FY12-13	FY13-14	FY14-15	FY15-16	FY16-17	FY17-18	Proposed FY18-19	
Service Programs		Adopted	Adopted	Adopted	Adopted	Adopted	Adopted	Adopted	Adopted	Adopted	Proposed	
General Government and Administrative Services		20	20	21	20	20	22	22	25	25	26	
Community and Economic Development		7	8	8	11	11	27	28	27	28	27	
Health		12	12	12	10	10	10	10	10	10	9	
Library		8	8	9	9	9	9	9	9	8	8	
Public Safety and Judiciary		113	112	115	118	118	118.5	119.5	107	108	108	
Public Works		105	103	99	101	101	101.5	106	103	101	102	
Tourism Services				0	4	4	3	3	3	3	3	
	Total Full Time Employees	265	263	264	273	273	291	297.5	284	283	283	

SEPARATIONS: FULL-TIME EMPLOYEES									
Full-time Separations	35	68	38	51	44	60	38	41	
	Oct 17 - July 12, 2018								
Fiscal Year	FY10-11	FY11-12	FY12-13	FY13-14	FY14-15	FY15-16	FY16-17	FY17-18	
Voluntary	26	48	22	34	34	36	28	29	
Retire	4	11	6	6	3	5	3	7	
Involuntary	5	8	10	11	7	19	7	4	
Deceased	0	1	0	0	0	0	0	1	
Annual Turnover Rate	13%	26%	14%	19%	15%	20%	13%	14%	

**City of Kingsville  
Annual Turnover Rate  
(Full-Time Positions)**



**City of Kingsville  
Separations By Type**





# BUDGET PROCESS

## PURPOSE OF A BUDGET

A city’s budget is the single most important document prepared each year. It provides controls over expenditures by setting guidelines for spending. A budget allows for monitoring of goals and objectives set by the City and identifies areas of concern. During the budget process, goals and priorities are set which give direction on where monies will be allocated within the budget. Input from various groups such as citizens, public interest groups, businesses, city departments and other entities provide guidance during the budget development process. Copies of the budget, which are available to the public, give residents the ability to observe how tax dollars are spent and allows them to give their input regarding needs of the community.

## BASIS OF BUDGETING

Operating budgets are adopted on a basis consistent with generally accepted accounting principles as promulgated by the Governmental Accounting Standards Board (GASB), with exceptions, including that depreciation is not included in the budget, capital purchases are budgeted in the year of purchase, un-matured interest on long-term debt is recognized when due, and debt principal is budgeted in the year it is to be paid.

## BUDGET STRUCTURE

The accounts of the city are organized on the basis of funds and account groups, each of which is considered to be a separate accounting entity. Each fund can be generally thought of as a small business. The operations of each fund are maintained using a set of self-balancing accounts which comprise its assets, liabilities, fund equity, revenues and expenditures. City resources are budgeted to the individual funds, by account and are controlled within the individual fund. The Fiscal and Budgetary Policies, adopted as part of this budget require that a budget be prepared for each of these funds.

### **General Funds**

- General Fund
- Municipal Court Building Security Fund
- Golf Course Capital Maintenance Fund
- Solid Waste Capital Projects
- Landfill Closure Fund
- General Fund Capital Projects
- Street Fund
- Insurance Claim Recovery
- Vehicle Replacement Fund
- Economic Development Fund

### **Capital Projects Funds**

- CO Series 2016
- CO Series 2002-2002A
- CO Series 2013

### **Debt Service**

- General Fund GO Debt Service Fund

### **Special Revenue**

- Tourism Fund
- Tourism Façade Grant Program
- Police State Seizure Fund
- Police Federal Seizure Fund
- Municipal Court Technology
- Law Enforcement Off Stand – Fire
- PD – Stonegarden
- PD Grant Border Star – LBSP
- PD – STEP Grant
- EMS Fund
- Criminal Justice Division – OOG
- DEAAG Grant Fund
- Certified Local Government Grants

## **Enterprise Fund**

Utility Fund  
Utility Fund Debt Service  
Utility Fund Capital Projects  
Utility Fund Storm Water Drainage  
CO Series 2005  
CO Series 2011  
CO Series 2013 – Drainage

## **Internal Service Fund**

Insurance Fund

## BUDGET LEVELS

There are multiple levels within each budget. These levels include the Fund, Department, Division, Category and Object. When monies are budgeted, they are budgeted at the Division level and allocated to various line-item (objects) accounts. To illustrate these levels, an example is provided below:

<b>Fund:</b>	Utility
<b>Department:</b>	Water
<b>Division:</b>	Water Construction
<b>Category:</b>	Supplies
<b>Object:</b>	Medical Supplies

## BUDGET PREPARATION PROCESS

Budgetary control is maintained with the annual adoption by Commissioners of an operating budget no later than September 30<sup>th</sup>. The City's fiscal year runs from October 1 to September 30. This is required by Texas state law and by City Charter. This process requires the cooperation of the City Commission, City Manager, Finance Department, department heads and their supporting staff. The budget process is a thorough review of every revenue and expenditure line-item within each department and division.

In April, the Finance Director meets with department heads to discuss the current budget season. A budget workbook is provided to the department heads which explains the budget process and what each department must do to assist with the budget preparation process.

The finance department calculates the expected annual and department requested amounts for revenue line items and certain expenditure items such as personnel expenses, utilities and gas & oil expenses. In June, each department is required to provide financial information such as expected annual and department requested amounts for all other expenditures items. Departments may submit supplemental requests for funds that may be needed in excess of their core budgets. There are three types of budget supplemental requests. They are personnel, capital outlay and expenditure. Supplemental personnel requests would include adding additional position(s), grade changes, transfers, etc. Capital outlay requests are for items such as capital projects, vehicles, machinery and equipment. Supplemental expenditure requests include any other requests that would not be included in the other three categories. The City Manager evaluates each request and makes a decision on whether or not to approve each supplemental request.

At the beginning of July, the City Manager is provided a draft budget with all supporting documentation for his/her review. After the review is completed, changes are submitted to the Finance department to be included in the budget. The finance department will update the draft budget and resubmit the budget proposal to the City Manager for a second review. This will also include the certified tax rolls which are provided by the Appraisal District. The tax rolls give the City an idea of how much property tax revenue will be received which helps to make revenue predictions. Increased revenues allow for more monies to work with and vice versa. After the second review is completed, the Finance Department will make the changes submitted by the City Manager. At this time, charts, graphs and other documentation are prepared. At the end of July, the final proposed budget is sent to the City manager.

During the month of August, the City Manager will review and make additional changes to the budget if deemed necessary. Also, the City Manager will draft a budget message which will be included in the budget proposal. The budget message will provide in summary form important highlights of the City's finances. The City's debt service schedules are published in the paper for the public to review. Tax rate discussions are held by the Commission and public hearings for any tax increases are scheduled at this time for the end of August and beginning of September.

Budget workshops are held at the end of August and beginning of September. During these workshops, the City manager and Department Directors go before the Commission to outline what funds are being requested for the fiscal year. Each department's goals and objectives are outlined to provide guidance during the budget decision making process. The City Commission may accept, reject or alter any portion of the proposed budget. During this time, discussions take place regarding the budget and requests for funds. The public is invited to give their input on the proposed tax rate and any budget items they wish to discuss. Public input allows the Commission to learn what the public needs are and what they are concerned about. This helps to guide decision making regarding the future of the City. Later, if needed, budget amendments are prepared and introduced. At the end of September, the final budget is adopted and filed with the City Secretary.

Copies of the adopted budget are disseminated to all the Commissioners, Department Heads, Kleberg County, Public Library (for public viewing) and the media.

The Ad Valorem tax projections are a major component of all City budget discussions. When the certified tax rolls from the Kleberg County Appraisal District are released in late July, the County Tax Assessor will prepare the Truth In Taxation effective tax and rollback tax worksheets with input from the Finance Department. Once this information is compiled, the budget will be presented to City Commissioners in early August.

### ANNUAL OPERATING BUDGET

Budgeting is an essential element of the financial planning, control and evaluation process of the municipal government. The "operating budget" is the City's annual financial operating plan. The annual budget includes all of the operating departments of the general fund, utility fund, tourism fund, task force fund, debt service fund plus other various funds.

Texas Local Government Code Section 102.002 of the Texas State Statutes requires that "The budget officer shall prepare each year a municipal budget to cover the proposed expenditures of

the Municipal government for the succeeding year.” Because there are no provisions for a municipal budget in the Kingsville City Charter, Chapter 102 of the Texas Local Government Code shall apply.

- A. Planning – The budget process includes City Commission participation in the identification or major policy issues. The budget process is a part of an overall strategic planning process for the City. The process also allows for citizen input.
- B. Preparation – The City Manager is designated as the budget officer and is required to provide an itemized budget. The Commission review the proposed budget and revises it as deemed appropriate prior to general circulation for public hearing.
  - 1. Proposed Budget – A proposed budget is prepared by the City Manager with participation of all City Department Directors. In accordance with the Texas Local Government Code Section 102, the City Manager is required to provide an itemized budget, file the proposed budget with the Municipal Clerk for public inspection and ensure that the governing body holds any and all required public hearings and that special notice by publication is made for the hearing.
  - 2. Adoption – Upon finalization of the budget appropriations, the City Commission holds a public hearing, and subsequently adopts by ordinance the final budget. The budget is effective for the fiscal year beginning October 1<sup>st</sup>. In accordance with the Texas Local Government Code, the City Commission shall adopt the budget by ordinance not later than the 30<sup>th</sup> day of September. Adoption of the budget requires a record vote and shall constitute appropriations of the amount specified therein as expenditures from the fund indicated, and shall constitute a levy of the property tax therein proposed.
- C. Revenue Estimates – In order to maintain a stable level of services, the City uses a conservative, objective and analytical approach when preparing revenue estimates. The process includes the analysis of probable economic changes and their impacts on revenues, historical collection rates and trends in revenues. This approach should reduce the likelihood of actual revenues falling short of budget estimates during the year, which could otherwise result in mid-year service reductions.
- D. Balanced Budget – The goal of the City is to balance the operating budget with current revenues, whereby, current revenues match and fund on-going expenditures/expenses. Based on needs, there may be times when fund balances are used to pay for non-recurring projects and/or expenditures.
- E. Reporting – Summary financial reports will be presented to the City Commission quarterly, at a minimum. These reports will be in a format appropriate to enable the City Commission to understand the overall budget and financial status. Such records are to be made public by the Commission during open meeting. The financial records of the City will be maintained in accordance with accepted principles recommended by the Government Accounting Standards Board (GASB) and the American Institute of Certified Public Accounts.

- F. Control and Accountability – Each Department Director, appointed by the City Manager, is responsible for the administration of his/her departmental budget. Department Directors may request a transfer of funds within a department budget. All transfers of appropriation within a department require the Finance Director’s approval. All budget amendments and transfers of appropriations between departments require City Commission approval. A listing of all budget amendments are filed annually, no later than September 30<sup>th</sup> with the Municipal Clerk.

### STATUTORY REQUIREMENTS TRUTH IN TAXATION

The Texas Constitution and Property Tax code establish guidelines for taxing units to follow when adopting tax rates. This guide to tax rate setting is also known as “truth-in-taxation.” The truth-in-taxation laws have two purposes:

- 1) to make taxpayers aware of tax rate proposals and,
- 2) to allow taxpayers, in certain cases, to roll back or limit a tax increase.

Beginning in early August, the City takes the first step toward adopting a tax rate by working with the County Tax Assessor/Collector in calculating and publishing the effective and rollback tax rates.

**Effective tax rate:** The effective tax rate is a calculated rate that would produce the same total taxes as last year when properties taxed in both years are compared. If property values rise, the effective tax rate will go down and vice versa. The objective of the effective tax rate is to generate equal tax revenues using taxable valuation from different years.

**Rollback tax rate:** The effective tax rate is a calculated maximum rate allowed by law without voter approval. The rollback rate provides the City the same amount of tax revenue spent the previous year for day-to-day operations, plus an extra eight percent (8%) increase for those operations plus sufficient funds to pay debt service in the coming year. If an adopted rate is higher than the rollback rate, voters can circulate a petition calling for an election to limit the size of the tax increase.

### BUDGET CONTROL AND AMENDMENT

The City of Kingsville’s Annual Budget is adopted by funds. The budget, as adopted by the City Commission, is subject to change or amendment by formal action of the City Commission. The City has five levels of detail in the operating budgets – the fund, department, division, category, and object.

Department Directors are authorized to transfer between line items within a department. City Manager approval is necessary for transfers between Departments and Commission ordinance is required for transfers between Funds.

During the fiscal year, budgetary control is maintained through monthly review of budget reports. The responsibility for budgetary control lies with the Department Director. Department Directors have the flexibility within their department to move money from one expenditure line item to another with the exception of Personnel, Utilities, Motor Gas and Oil, and Operating Leases. Appropriations not expended by departments at the end of the fiscal year will lapse and will close

out into Fund Balance. These funds are then available to be appropriated the following fiscal year by the City Commission.

### BUDGET MAINTENANCE AND ADJUSTMENT

#### **Budget Transfers within Department/Division**

After the adoption of the final version of the budget, the budget is maintained by the Finance Department and the Department Heads. It is the responsibility of each Department Head to closely monitor their budget to be sure they are not exceeding the budget which has been allocated to them. If more monies are needed for a particular expenditure line-item, the department head may submit a budget transfer request to the Finance Department. A budget transfer allows for funds to be transferred from one line-item to another within a department or division. After the request is authorized by the Finance Director, the request is processed by the Finance staff.

#### **Budget Transfers between Departments**

If a department head wishes to have monies transferred from one department to another, approval from the City Manager and Finance Director is required. Transfers within one fiscal year are not allowed to increase or decrease a department's budget by more than 10%. If the transfers affect a department's budget by more than 10%, a budget amendment approved by the Commission is required. A summary of all transfers which fall under the 10% rule will be given to the Commission on a quarterly basis.

#### **Budget Transfers between Funds**

If a department head wishes to have monies transferred from one fund to another, approval from the City Commission is required. If a department wishes to increase its budget after final adoption, the department head must get approval from the City Commission and a budget ordinance must be passed. All of these procedures are in place to ensure that budgets are adhered to and to prevent arbitrary and unnecessary spending.

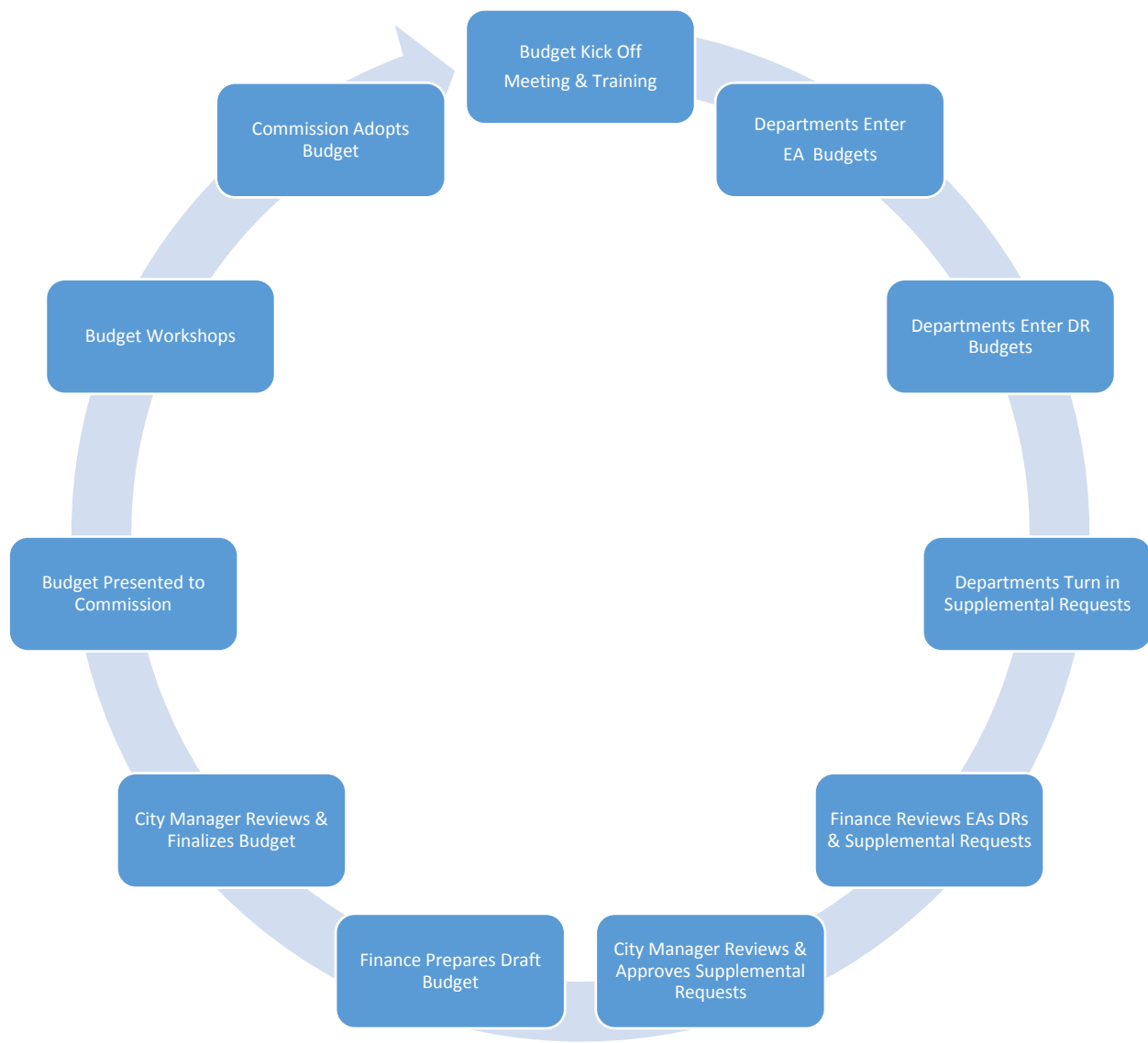
#### **Budget Amendments**

The City Commission can, at its discretion, amend the budget in response to current needs or unexpected occurrences/emergencies.

- Emergencies – If an unexpected event or emergency occurs which requires immediate attention; the City Commission can convene to adopt a budget amendment to provide monies needed to address the issue.
- Deficits – If it is discovered that revenues are less than projected, a budget amendment may be authorized by the City Commission to reduce the amount of funds appropriated to certain departments to prevent deficits. Municipalities are required by state law to pass and adhere to a balanced budget.
- Increases – If the City Manager and Department Head needs additional funding for certain items or projects, the City Commission can issue a budget amendment to provide additional funding provided that there are funds available.



# BUDGET PROCESS FLOW



### **Budget Kickoff Meeting**

The budget kickoff meeting is normally held in May to go over the process, key changes and provides an opportunity for new employees to receive training on how to enter their budget and allow other employees a refresher course on the budget process.

### **Departments Enter EA's & DR's**

Each department has the responsibility of entering their estimated annual (EA) amounts which is the amount that they expect to spend for the current fiscal year. Once these amounts are entered, this becomes their new budget that they need to adhere to as much as possible. The department

requested (DR) is the amount that they are requesting up to their core budget. They are not allowed to enter anything above their core budget.

### **Supplemental Requests**

Departments are required to complete supplemental requests for anything above the core budget in reference to Personnel changes, Technology, Capital Outlay and Expenditure line item increases. Once the Supplemental Requests are reviewed and approved, Finance records them in the Proposed Budget.

### **Draft Budget Preparation**

Finance prepares and submits the draft budget to the City Manager for review and approval. Once the budget is approved, the City Manager reviews the proposed budget with the Directors.

### **Budget Workshops**

During August, a series of Budget Workshops are held with the City Commission and this is their opportunity to hear from each department and make changes to the Proposed Budget. At the end of the workshops, the budget is finalized.

### **Budget Adoption**

In mid-September, the Budget is adopted by City Commission.

CITY OF KINGSVILLE  
BUDGET CALENDAR FISCAL YEAR 2018-2019

Day	Date	Description
<b>April 2 – April 6:</b>		
Friday	April 6	Provide department Directors and City Manager with draft proposal of FY 2019 Budget Calendar
		Provide department Directors with draft Department Profile packets – due 4/20.
<b>April 9 – April 13:</b>		
Monday	April 9	Regular Commission Meeting
Mon – Fri	April 9 – April 13	Departments working on Dept Profile packets – due 4/20
<b>April 16 – April 20:</b>		
Mon – Thurs	April 16 – April 20	Departments working on Department Profile packets
Mon-Wed	April 16 – April 19	Finance at GFOAT conference. Back in the office Thurs
Friday	April 20	Department Profile packets due to Finance
<b>April 23 – April 27:</b>		
Monday	April 23	Regular Commission Meeting
Mon – Fri	April 23 – April 27	Finance Reviews Department Profile Submittals and works with Departments if more information is needed HR, Payroll, Finance working on compensation benefits spreadsheets and all other salary related schedules that are due on Friday 5/25.
Friday	April 27	Chief Appraiser prepares and certifies to the tax assessor for each county, municipality, and school district participating in the appraisal district an estimate of the taxable value. <i>(Tax appraisal district)</i>
<b>April 30 – May 4:</b>		
Thursday	May 3	Hold budget training classes Distribute budget packets and detailed instructions to Department Directors, including calculation of base budget with City Manager Budget Guidance Memo
Wed – Fri	May 2 – May 4	Department working on entering budget and completing supplemental requests – EA’s due 5/11
Friday	May 4	Finance attending GFOA conference in Missouri

CITY OF KINGSVILLE  
BUDGET CALENDAR FISCAL YEAR 2018-2019

Day	Date	Description
<b>May 7 – May 11:</b>		
Mon – Thurs	May 7 – May 11	Department working on entering budget and completing supplemental requests – DR’s due 5/18
		Finance attending GFOA conference in Missouri
Friday	May 11	Department EA’s entered in the system are due
<b>May 14 – May 18:</b>		
Monday	May 14	Regular Commission Meeting- commissioners currently seated
		Deadline for submitting appraisal records to ARB. ( <i>Tax appraisal district</i> )
Mon – Thurs	May 14- May 18	Department working on entering budget and completing supplemental requests – DR’s due 5/18
Wednesday	May 17	Swearing in of elected Commission members
Friday	May 19	Department DR’s entered in the system are due
Mon – Fri	May 14 – May 19	Finance to finalize and enter Certificate of Obligation expenditures, debt service, transfers and other non-departmental and special budget accounts
		Finance reviews department EA’s
<b>May 21 – May 25:</b>		
Mon – Thurs	May 21 – May 25	Department working on budget supplemental forms – due 5/25
Friday	May 25	Department supplemental forms due
		Compensation and all salary related schedules due
<b>May 28 – June 1:</b>		
Monday	May 28	City Holiday – Memorial Day
Tuesday	May 29	Regular Commission Meeting (moved due to Holiday on Monday) Commission Goals & Objectives Workshop Discussion on Fees
Tues – Friday	May 29 – June 1	HR Working on Internal pay equity recommendations, org chart change recommendations
		HR/Purchasing reviewing supplemental forms and signing off on the forms

CITY OF KINGSVILLE  
BUDGET CALENDAR FISCAL YEAR 2018-2019

Day	Date	Description
		Finance reviews Department DR's
Friday	June 1	Internal pay equity recommendations, org chart change recommendations and signed supplemental forms due to Finance
<b>June 4 – June 8:</b>		
Mon – Thurs	June 4 – June 8	Finance prepares supplemental logs
Friday	June 8	Finance provides FY 2019 compensation and benefits spreadsheets to City Manager
		Finance submits recommended internal equity pay adjustment for FY 2019 to City Manager
		Finance submits org chart change recommendations to the City Manager
		Finance submits supplemental logs, and backup documentation to City Manager
<b>June 11 – June 15:</b>		
Monday	June 11	Regular Commission Meeting
Mon – Friday	June 11 – June 15	City Manager reviews compensation and benefits spreadsheets, internal equity pay adjustment requests, org chart change recommendations and supplemental logs and backup
<b>June 18 – June 22:</b>		
Monday	June 18	City Manager submits to finance approved compensation changes, internal equity pay adjustments, org chart changes and supplemental forms are due to Finance.
Mon – Friday	June 19 – June 22	Finance prepares draft budget – due 6/22
Friday	June 22	Finance Director to provide City Manager with draft budget detail for all funds and departments and fund balance schedules/summaries
<b>June 25 – June 29:</b>		
Monday	June 25	Regular Commission meeting
Mon - Thurs	June 25 – June 29	City Manager reviews and prepares any changes to draft budget – due Friday 6/29
Friday	June 29	City Manager provides changes to Finance

**CITY OF KINGSVILLE**  
**BUDGET CALENDAR FISCAL YEAR 2018-2019**

<b>Day</b>	<b>Date</b>	<b>Description</b>
<b>July 2 – July 6:</b>		
Wednesday	July 4	City Holiday – Independence Day
Thurs - Friday	July 5 – July 6	Finance reviews changes submitted by City Manager and prepares updated budget. Updated budget is due Friday 7/13
<b>July 9 – July 13:</b>		
Monday	July 9	Regular Commission Meeting
Mon – Friday	July 9 – July 13	Finance updates budget with changes
Friday	July 13	Finance to provide City Manager with FY 2019 Budget Review Packet including fund balance projections for FY 2018 & FY 2019
<b>July 16 – July 20:</b>		
Mon – Wed	July 16 – July 18	City Manager completes final review of budget and submissions. Due Wednesday 7/18
Tuesday	July 17	<b><i>Certification of anticipated collection rate by Tax Collector (Tax Appraisal District)</i></b>
Wednesday	July 18	City Manager submits budget changes and updates to Finance
Thurs – Fri	July 19 – 20	City Manager out of office
<b>July 23 – July 27:</b>		
Monday	July 23	Regular Commission Meeting
Mon – Fri	July 23 – July 27	City Manager out of office
Wednesday	July 25	<b><i>Deadline for Chief Appraiser to certify rolls to taxing units. (Tax Appraisal District)</i></b>
Wed - Fri	July 25 – July 27	Finance prepares schedules to calculate the tax rate for Melissa De La Garza and sends to her the schedules for her calculation on Monday.
		Finance completes changes submitted by City Manager and prepares all charts, graphs and other supplemental materials. Due Friday 7/27

CITY OF KINGSVILLE  
BUDGET CALENDAR FISCAL YEAR 2018-2019

Day	Date	Description
<b>July 30 – August 3:</b>		
<b>Monday</b>	<b>July 30</b>	<i>Calculation of effective and rollback tax rates. (Tax Appraisal District)</i>
Mon – Thurs	July 30 – Aug 2	City Manager works on budget message and makes any final changes to the budget that will be presented to Commissioners. Message is due Friday 8/03
Mon – Fri	July 30 – Aug 3	Finance finalizes budget City Manager out of office
<b>Wednesday</b>	<b>August 1</b>	<i>Submission of effective and rollback tax rates to the governing body. (Tax Appraisal District)</i>
Friday	August 3	City Manager finalizes budget message for inclusion in FY 2019 Proposed Annual Budget and forwards to Finance.
<b>August 6 – August 10</b>		
Mon – Wed	Aug 6 – Aug 8	City Manager works on budget message – due 8/8
Thurs – Fri	Aug 9 – Aug 10	Finance prints budget for disbursement Finance will be working late on Thursday night to get the budget printed for disbursement on Friday
Mon – Fri	Aug 6 – Aug 10	Everyone reviewing budget and preparing for budget workshops
Thursday	August 9	Finance staff to give Tax Assessor PO # for the newspaper to publish the Notice of Public Hearing on Tax Increase – tax and budget hearings <i>Send notice to paper for publishing on Sunday. The tax office normally sends notice to paper.</i>
Friday	August 10	Distribute City Manager’s FY 2019 Proposed Annual Budget to Mayor and City Commissioners <b>File draft Budget with City Secretary (before 30<sup>th</sup> day before budget adoption)</b> <i>Put notice of tax revenue increase, if any, on city web site</i> <i>(Note: The notice of public hearings on the tax rate MUST stay on the City’s website from the day</i>

CITY OF KINGSVILLE  
BUDGET CALENDAR FISCAL YEAR 2018-2019

Day	Date	Description
		<i>publication of the 1<sup>st</sup> notice of public hearing until the 2<sup>nd</sup> public hearing is concluded)</i>
		<i>Put notice of tax revenue increase, if any, on TV public access channel (at least 7 days before vote on tax rate increase)</i>
		<i>(Note: The public access channel MUST be a 60-second notice that runs 5 times each day between the hours of 7 am and 9 pm)</i>
		<i>Proposed Budget due to City Secretary to be posted to City website.</i>
<b>August 12 – August 17:</b>		
Monday	August 13	Regular Commission Meeting
		<i>Accept certified tax rolls from Chief Appraiser</i>
		<i>Discuss tax rate, if proposed tax rate will exceed the roll back rate or the effective tax rate whichever is lower, take record vote and schedule public hearings (8/27 &amp; 9/4)</i>
		<i>Accept certification of anticipated collection rate by tax collector</i>
		<i>Provide media with public notice announcing public hearing on City Manager’s FY 2019 Proposed Annual Budget</i>
Mon – Fri	Aug 12 – Aug 17	Everyone reviewing budget and preparing for budget workshops.
Thursday	August 16	Finance staff to provide Tax Assessor PO # for the newspaper to publish the Notice of Public Hearing on Tax Rates
		Deliver Notice of Tax Revenue Increase to newspaper for publishing on Sunday 8/19
		Deliver debt service statement and schedules to the newspaper for publishing on Sunday 8/19
Friday	August 17	Post Agenda for Monday’s meeting. (72 hour notice for public hearing)
<b>August 20 – August 24:</b>		
Sunday	August 19	<i>Publish “Notice of Tax Revenue Increase”, second ¼ page notice in newspaper (do before meeting to adopt tax rate)</i>



CITY OF KINGSVILLE  
BUDGET CALENDAR FISCAL YEAR 2018-2019

Day	Date	Description
Monday	August 20	Special Meeting: BUDGET WORKSHOPS
		Notice to paper on 1 <sup>st</sup> reading of City Manager budget must be sent to the paper by 5:00 pm
		Introduce ordinances (if any) for increase to user fees, rates and customer charges
Tuesday	August 21	Special Meeting: BUDGET WORKSHOP
Wednesday	August 22	<b>Publish notice for 1<sup>st</sup> reading on City Manager budget</b>
Friday	August 24	<i>Put notice of tax revenue increase, if any, on city web site</i>
		<i>Put notice of tax revenue increase, if any, on TV public access channel</i>
<b>August 27 – August 31:</b>		
Monday	August 27	Regular Commission Meeting BUDGET WORKSHOP First Public Hearing on tax rates
Tuesday	August 28	Special Meeting: BUDGET WORKSHOP
		<i>Schedule and announce meeting to adopt tax rate 3-14 days from this date</i>
		<i>Public hearing on City Manager’s FY 2019 Proposed Annual Budget (as amended). (at least 7 days before vote on tax rate increase)</i>
<b>September 3 – September 7:</b>		
Monday	September 3	City Holiday – Labor Day
Tuesday	September 4	<i>Special Meeting: 2<sup>nd</sup> Public Hearing on Tax Rate First Reading of City Manager’s FY 2018 Proposed Annual Budget (as amended)</i>
Friday	September 7	<i>72 hour notice for meeting at which governing body will adopt tax rate. Post the agenda for Monday meeting.</i>
<b>September 10 – September 14:</b>		
Monday	Sept 10	<i>Regular Commission Meeting: Second reading (Adoption) of City Manager’s FY 2019 Proposed Annual Budget (as amended)</i>

CITY OF KINGSVILLE  
BUDGET CALENDAR FISCAL YEAR 2018-2019

Day	Date	Description
		<i>Adopt final passage of tax rate (meeting is 3-14 days after second public hearing; must adopt tax rate by Oct 1<sup>st</sup> or 60 days after receiving certified tax appraisal roll, whichever is later)</i>
		<i>Step 1 – roll call vote on budget</i>
		<i>Step 2 – action item to ratify tax increase</i>
		<i>Step 3 – roll call vote on tax increase</i>
		<i>Introduce the end of fiscal year 2018 budget amendments</i>
		<i>Adopt final passage of ordinances (if any) for utility rate or permit increases</i>
<b>September 24 – September 28:</b>		
<b>Monday</b>	<b>Sept 24</b>	<i><b>Regular Commission Meeting: Final passage of the end of fiscal year 2018 budget amendments</b></i>
<b>October 1 – October 5:</b>		
<b>Monday</b>	<b>October 1</b>	<i><b>Because the last day of the FY is on a Sunday, the following items will be completed on Monday 10/1: File FY 2019 Adopted Annual Budget with City Secretary</b></i>
		<i><b>File FY 2019 Adopted Annual Budget with the County Clerk</b></i>
		<i><b>Post FY 2019 Adopted Annual Budget on city website</b></i>
		<i><b>File FY 2018 budget amendments with County Clerk</b></i>

*Note: Items in bold and italics represent statutory deadlines.*

**CITY OF KINGSVILLE**  
**BUDGET WORKSHOPS AGENDA WITH CITY COMMISSION**  
**PROPOSED BUDGET FY2019**

<u>Schedule</u>	<u>Presenter</u>	<u>Page #</u>
<u>Monday – August 20, 2018 – Special Meeting</u>		
• Budget Overview	Jesus A Garza	
• Organization & Staff Overview	Jesus A Garza	39
• Administration		
○ City Commission	Jesus A Garza	247
○ City Manager	Jesus A Garza	252
○ City Special	Jesus A Garza	260
○ Legal	Courtney Alvarez	274
○ Human Resources	Diana Gonzales	268
▪ Risk Manager	David Solis	
○ Planning & Development Services	Tom Ginter	283
▪ Building Services	Tom Ginter	289
▪ Community Appearance	Jennifer Bernal	292
▪ Downtown Manager	Cynthia Martin	299
○ Finance	Deborah Balli	332
▪ Municipal Court	Victoria Butler	337
▪ Facilities Management & Facility Upgrades	Israel Vasquez Charlie Sosa	340
▪ Information Technology	Kyle Benson	344
• Quality of Life		
○ Health & Animal Control	Emilio Garcia	432
○ Parks & Recreation	Susan Ivy	446
○ Golf Course	Israel Vasquez	451
○ Parks Maintenance	Susan Ivy	458
○ Parks Recreational & Seasonal	Susan Ivy	467
○ Library	Robert Rodriguez	476
<u>Tuesday – August 21, 2018 – Special Meeting</u>		
<i>This meeting was cancelled</i>		
<u>Wednesday – August 22, 2018 – Special Meeting</u>		
• Economic Development	Jesus Garza Manny Salazar	522
• Tourism	Janine Reyes	579
○ Conner Museum	Jonathan Plant	
○ JK Northway	Janine Reyes	581
• Public Safety		
○ Police Department	Ricardo Torres	362
▪ Administration		364
▪ Patrol		367
▪ Communications		371

**CITY OF KINGSVILLE**  
**BUDGET WORKSHOPS AGENDA WITH CITY COMMISSION**  
**PROPOSED BUDGET FY2019**

<u>Schedule</u>	<u>Presenter</u>	<u>Page #</u>
▪ Criminal Investigations		374
▪ Community Services		378
▪ Warrants Enforcement		381
○ Chapter 59	Ricardo Torres	600
○ Fund 028 – Federal Asset Seizure	Ricardo Torres	612
○ Fund 016 – Operation Stonegarden	Ricardo Torres	632
○ Fund 017 – Operation Borderstar	Ricardo Torres	636
○ Fund 023 – PD Step Grant	Ricardo Torres	642
○ Fund 083 – CJD Governor’s Grant	Ricardo Torres	672
○ State Homeland Security Project LETPA	Ricardo Torres	
○ Fire Department	Adrian Garcia	388
▪ Volunteer Fire	Adrian Garcia	395
▪ Vehicle Replacement Fund	Adrian Garcia	520
▪ CO Series 2016 (Fire Related)	Adrian Garcia	541
• Compensation & Benefits	Jesus Garza Diana Gonzales	
• Health Insurance Fund 138	Diana Gonzales	802
• Supplemental Benefits	Diana Gonzales	
• Policy Changes	Jesus Garza	
<u>Monday – August 27, 2018 – Regular Meeting</u>		
• Public Works – Solid Waste	Jennifer Bernal Bill Donnell	307
○ Recycle Center	Jennifer Bernal	310
○ Sanitation Collection	Bill Donnell	313
○ Landfill	Bill Donnell	317
• Solid Waste Capital Projects Fund 087	Bill Donnell	492
• Landfill Closure Fund 090	Bill Donnell	498
• Engineering – General Fund	Rudy Mora	401
○ Service Center	Bill Donnell	409
○ Garage	Bill Donnell	414
○ Streets	Bill Donnell	420
• Street Fund 092	Rudy Mora Bill Donnell	508
• Utility Fund 051	Jesus Garza	707
○ Water Construction	Bill Donnell	708
○ Water Productions	Bill Donnell	713
○ Ground Maintenance	Bill Donnell	721
○ Utility Billing	Sharon Shaw	730
○ Meter Readers	Sharon Shaw	732
○ Wastewater – North Plant	Bill Donnell	745

**CITY OF KINGSVILLE  
BUDGET WORKSHOPS AGENDA WITH CITY COMMISSION  
PROPOSED BUDGET FY2019**

<u>Schedule</u>	<u>Presenter</u>	<u>Page #</u>
○ Wastewater – South Plant	Bill Donnell	751
○ Engineering – Utility Fund	Rudy Mora	763
• Capital Improvements	Rudy Mora	776
• UF Capital Projects Fund 054	Jesus Garza Rudy Mora	778
• Storm Water Fund 055	Jesus Garza Rudy Mora	784
• Drainage Fund 068	Jesus Garza Rudy Mora	794
• Miscellaneous Infrastructure Updates	Jesus Garza	
<u>Tuesday – August 28, 2018 – Special Meeting</u>		
• Miscellaneous Items	Deborah Balli	486
○ Building Security Fund 025		
○ MC Technology Fund 031	Deborah Balli	616
○ Debt Service Funds		
▪ GO Debt Service Fund 011	Deborah Balli	562
▪ UF Debt Service Fund 012	Deborah Balli	696
○ Transfers	Deborah Balli	
○ Fund Balances	Deborah Balli	
○ Compensation Plan Changes	Jesus Garza	
○ Proposed Budget Changes	Jesus Garza	



## PROFILE



The City of King'sville, Texas officially became a city in the year 1911. It is located in Kleberg County on U.S. Highway 77 approximately 45 miles southwest of Corpus Christi. King'sville has a geographical area of just under 14 square miles with a population of 25,482 people. The City has a labor force of about 10,819 people with an unemployment rate of about 5.0%. The top three major employers are the Texas A&M University-Kingsville, U.S. Naval Air Station and King'sville ISD. These three employers represent over 43% of the jobs for the local economy. Compared to the rest of the country, King'sville's cost of living is 13.9% lower than then U.S. average.

## HISTORY

In 1904, a rail line was built by the St. Louis, Brownsville and Mexico railway that ran through what is now known as King'sville. In order to spur development, Henrietta King put up half of the King Ranch up for sale and the other half was deeded to a construction company to allow it to build a railway. This event is what allowed the city to become established and grow into what it is today. Soon, thereafter, the Railway built their headquarters in King'sville and economic development followed. Farming, ranching and trading became a big part of the economy in following years. The King Ranch built several businesses in the City. Among them were a newspaper, hotel, cotton gin and an ice plant. Later, oil and gas was discovered and this created even more economic boost for the area.

In the mid-twenties, the South Texas Teachers College was established. A few years later, the college's name was changed to the Texas College of Arts & Industries. In the early 1990's, the name was again changed to Texas A&M University-Kingsville. Today, TAMUK is a university with a population of over 8,300 students. It attracts students from all over the country and from abroad which includes 43 countries.

In the early 1940's, the Naval Air Station-Kingsville was opened. It was one of only a few advanced pilot training facilities in the country. During War World II, jet pilots and crewmen were trained at this installation. Today, Naval Air Station-Kingsville is still one of the top air training facilities in the country.

## DEMOGRAPHICS

People Quick Facts	King'sville	Texas
White alone	85.1%	79.2%
Black or African American	4.4%	12.7%
American Indian & Alaska Native	0.6%	1.0%
Asian	2.1%	5.0%
Native Hawaiian & Other Pacific Islander	0.0%	0.1%

People Quick Facts	Kingsville	Texas
Two or More Races	1.7%	2.0%
Hispanic or Latino	73.3%	39.4%
White alone, not Hispanic or Latino	19.4%	42.0%

People Quick Facts	Kingsville	Texas
Living in same house 1 year & over	76.7%	83.5%
Foreign born persons	7.4%	16.7%
Language other than English spoken at home	46.5%	35.2%
High school graduate or higher	75.8%	82.3%
Bachelor’s degree or higher	25.4%	28.1%
Veterans 2012-2016	1,403	1,513,294
Mean travel time to work (minutes), workers age 16+ (2012-2016)	16.3	25.9

*Statistics from: quickfacts.census.gov for Kingsville, Texas*

There is approximately 13,327 (52.30%) males vs. 12,155 (47.70%) females

## EDUCATION

There are three independent school districts in Kingsville. They are the Kingsville Independent School District, Ricardo Independent School District and Santa Gertrudis Independent School District. Kingsville Independent School District has 9 schools; Ricardo has 2 schools; and Santa Gertrudis has 2 schools. These three independent school districts have approximately 4,438 students. There are 4 private schools with a total student population of approximately 336. Kingsville also has two post-secondary educational institutions. Texas A&M University-Kingsville, a public university, has a population of over 8,300 students. Coastal Bend College is a comprehensive, public community college serving a diverse South Texas area and has a regional campus in the City.

## GOVERNMENT

Currently, the City operates under the Commission-Manager form of government. The Commission is comprised of a Mayor and four Commissioners. They are elected by the voters of Kingsville to fulfill the needs and wishes of the general public. Their positions are very important because they have the ability to make decisions that affect many aspects of the lives of the residents of the City. The Commission holds public meetings the second and fourth Monday of every month to make decisions regarding many important aspects that affect the community such as passing city ordinances, establishing tax rates, adopting an annual budget and appointing city officials. The city officials the Commission appoints include the City Manager, City Attorney and the Municipal Court Judge.

The City Manager is responsible for overseeing the daily operations of the City as a whole. He/she reports to the Commission for oversight. This position is responsible for the implementation of policies and ordinances established by the Commission. He/she guides and directs department heads to ensure that City policies and ordinances are being followed and that the needs of the



citizenry are being met. The City Manager is responsible for the submission of an annual budget to the Commission for consideration and approval. For the annual budget, he/she explains the major items within the budget and makes recommendations on budget proposals.

### TOP TAXPAYERS

The top ten taxpayers for the City are as follows:

<u>Taxpayer</u>	<u>Taxable Assessed Value</u>
1. AEP Texas Central Company	\$27,032,000
2. KL Phase 1 Owner LTD	\$13,185,260
3. NLP Kingsville Ventures LLC	\$11,169,490
4. Apexone Javelina LLC	\$8,416,700
5. Kingsville Legends LTD	\$7,933,030
6. Kingspointe-Victoria LLC	\$7,164,510
7. King Ranch Saddle Shop, Inc	\$6,312,650
8. Wal-Mart Stores Texas LLC US00442	\$6,002,090
9. Kelly-Pharr Investors LTD	\$5,664,830
10. Wal-Mart Stores Inc #01-0442	\$5,310,670

### TOP TEN EMPLOYERS

The top ten employers for the City are as follows:

<u>Employer</u>	<u># of Employees</u>
1) Texas A&M Kingsville	2,210
2) Naval Air Station	1,536
3) Kingsville I.S.D	715
4) Celanese	650
5) City of Kingsville	306
6) Wal-Mart	304
7) U.S. Border Patrol	262
8) Brock-Jacobs (Formerly Mundy Corp.)	250
9) H-E-B	227
10) King Ranch	200

### ECONOMY

<u>Indicators</u>	<u>Kingsville</u>	<u>U.S.</u>
Unemployment Rate	5.00%	4.00%
Recent Job Growth	-6.46%	1.59%
Future Job Growth	19.68%	37.98%
Sales Taxes	8.25%	6.00%
Income Taxes	0.00%	4.60%
Income per Capita	\$17,656	\$28,555
Household Income	\$36,500	\$53,482
Family Median Income	\$44,040	\$65,443

<b>Estimated Households by Household Income</b>	<b>Kingsville</b>	<b>U.S.</b>
Income less than 15K	23.60%	12.60%
Income between 15K and 20K	7.50%	5.40%
Income between 20K and 30K	10.50%	10.40%
Income between 30K and 40K	12.30%	9.80%
Income between 40K and 50K	6.90%	8.80%
Income between 50K and 60K	8.10%	7.90%
Income between 60K and 75K	8.70%	9.90%
Income between 75K and 100K	10.30%	12.20%
Income between 100K and 150K	8.40%	13.00%
Income between 150K and 200K	1.80%	5.00%
Income greater than 200K	1.70%	5.00%

<b>Population By Occupation</b>	<b>Kingsville</b>	<b>U.S.</b>
Agriculture, forestry, fishing, hunting	4.40%	1.30%
Mining, quarrying, oil and gas extraction	5.40%	0.60%
Construction	6.20%	6.20%
Manufacturing	5.30%	10.40%
Wholesale trade	0.70%	2.70%
Retail trade	11.20%	11.60%
Transportation and warehousing	2.00%	4.10%
Utilities	0.00%	0.00%
Information	0.60%	2.10%
Finance and insurance	1.90%	4.70%
Real estate, rental, leasing	1.90%	1.90%
Professional, scientific, technical services	1.70%	6.70%
Management of companies	0.00%	0.10%
Administrative, support, waste mgt svcs	2.60%	4.30%
Educational services	22.70%	9.30%
Health care and social assistance	11.00%	13.80%
Arts, entertainment, recreation	1.00%	2.20%
Accommodation, food services	10.90%	7.40%
Other services	5.10%	4.90%
Public administration	4.50%	4.80%

Statistics from: *bestplaces.net* for Kingsville, Texas

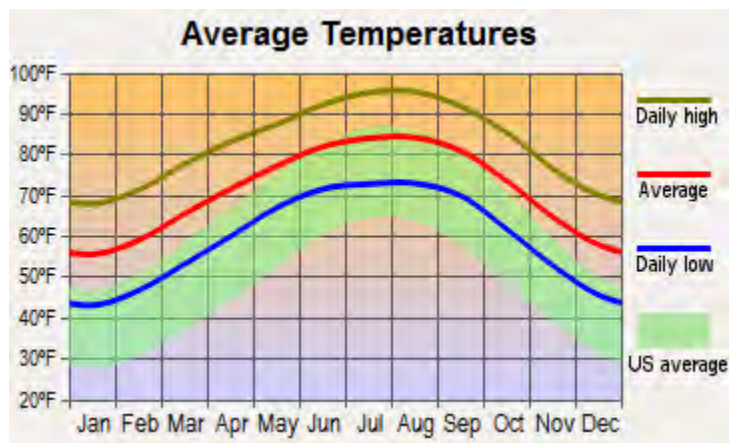
## CONSTRUCTION

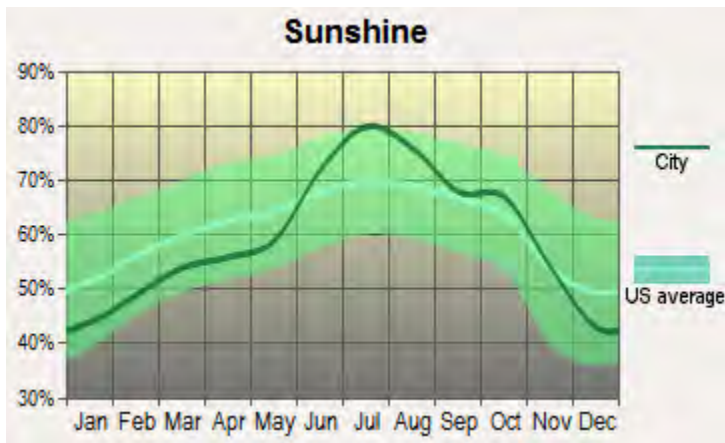
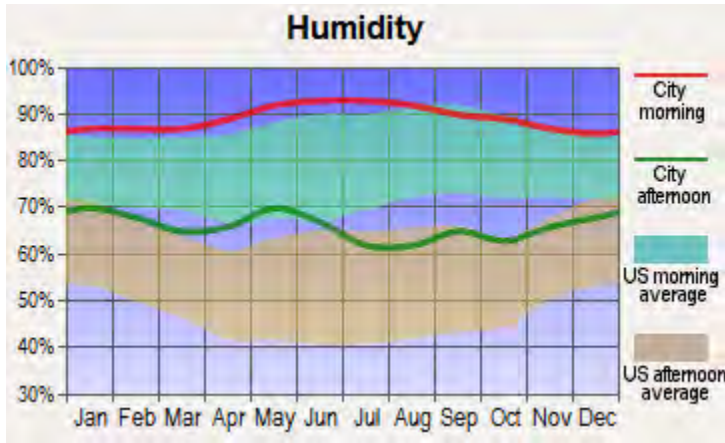
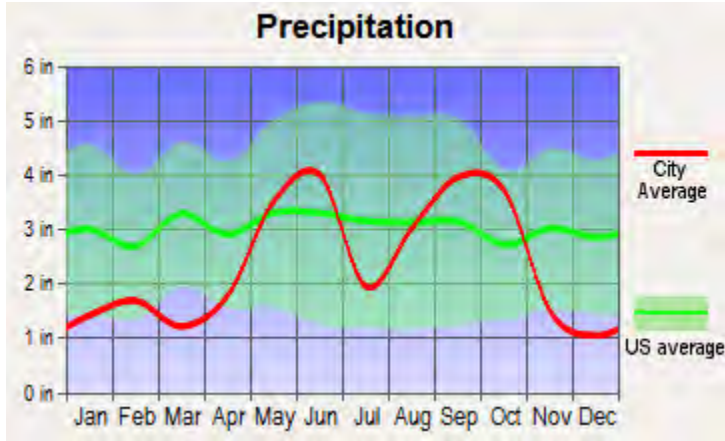
Single-family new house construction building permits:

- 1997: 11 buildings, average cost \$77,100
- 1998: 11 buildings, average cost \$77,100
- 1999: 12 buildings, average cost \$77,100
- 2000: 11 buildings, average cost \$77,100
- 2001: 11 buildings, average cost \$77,100
- 2002: 8 buildings, average cost \$117,600
- 2003: 9 buildings, average cost \$81,900
- 2004: 6 buildings, average cost \$100,000
- 2005: 7 buildings, average cost \$100,000
- 2006: 40 buildings, average cost \$119,000
- 2007: 33 buildings, average cost 119,000
- 2008: 26 buildings, average cost \$70,800
- 2009: 30 buildings, average cost \$133,400
- 2010: 19 buildings, average cost \$113,400
- 2011: 18 buildings, average cost \$241,600
- 2012: 19 buildings, average cost \$241,600
- 2013: 37 buildings, average cost \$191,500
- 2014: 36 buildings, average cost \$161,400

*Statistics from: city-data.com for Kingsville Texas*

## TEMPERATURE





Graphs from: *city-data.com* for Kingsville Texas

## HOSPITALS AND MEDICAL CENTERS

- Christus Spohn Hospital Kleberg
- Kingsville Group Home
- Bay Area Dialysis Kingsville
- South Texas Home Health
- Uresti Senior Assistance
- Canterbury Villa of Kingsville
- Kingsville Nursing and Rehabilitation Center
- Kleberg County Nursing and Rehabilitation

## RELIGION

68.10% of the people in Kingsville, Texas are religious, meaning they affiliate with a religion. 37.3% are Catholic, 2.0% are Latter Day Saints, 2.8% are another Christian and 8.0% affiliates with Islam.

<b>Religion</b>	<b>Kingsville</b>	<b>U.S.</b>
Religious	68.10%	49.40%
Catholic	37.30%	19.70%
Latter Day Saints	2.00%	2.10%
Baptist	9.80%	8.20%
Episcopalian	0.60%	0.60%
Pentecostal	2.70%	1.90%
Lutheran	0.90%	2.40%
Methodist	3.30%	4.00%
Presbyterian	0.70%	1.70%
Other Christian	2.80%	6.70%
Jewish	0.00%	0.70%
Eastern	0.00%	0.50%
Islam	8.00%	0.90%

*Statistics from: bestplaces.net for Kingsville Texas*

## VOTING

53.37% of the people in Kingsville, Texas are registered as Democrats. 45.56% are registered Republican. Remaining are independent at 1.07%

<b>Affiliation</b>	<b>Kingsville</b>	<b>U.S.</b>
Democrat	53.37%	51.06%
Republican	45.56%	47.21%
Independent Other	1.07%	1.73%

*Statistics from: bestplaces.net for Kingsville Texas*

## HOUSING

The median home value in Kingsville is \$127,500. Home appreciation is 3.80% over the last year. The median age of real estate is 41 years. Renters make up 38.39% of the population. 11.84% of houses and apartments are unoccupied.

<b>Housing</b>	<b>Kingsville</b>	<b>U.S.</b>
Median Home Age	45 years	37 years
Median Home Cost	\$110,000	\$216,200
Home Appreciation (last 12 months)	2.76%	6.77%
Home Appreciation (last 5 years)	35.70%	31.12%
Home Appreciation (last 10 years)	33.37%	11.41%
Homes Owned	40.98%	56.34%
Housing Vacant	12.32%	12.45%
Homes Rented	46.71%	31.21%

<b>Average Rent – Home or Apt.</b>	<b>Kingsville</b>	<b>U.S.</b>
Studio Apartment	\$570	\$890
1 Bedroom	\$630	\$990
2 Bedroom	\$860	\$1,240
3 Bedroom	\$1,300	\$1,660
4 Bedroom	\$1,640	\$1,910

<b>Vacant Housing</b>	<b>Kingsville</b>	<b>U.S.</b>
Vacant for rent	0.80%	2.34%
Vacant rented	0.45%	0.46%
Vacant for sale	1.07%	1.20%
Vacant sold	0.00%	0.46%
Vacant vacation	2.40%	3.97%
Vacant other	7.60%	4.02%

<b>Value of Owner Occupied Housing</b>	<b>Kingsville</b>	<b>U.S.</b>
Less than \$20,000	9.75%	4.57%
\$20,000 to \$39,999	13.52%	3.37%
\$40,000 to \$59,999	10.89%	4.19%
\$60,000 to \$79,999	20.20%	5.74%
\$80,000 to \$99,999	14.99%	6.79%
\$100,000 to \$149,999	14.73%	15.19%
\$150,000 to \$199,999	9.12%	14.69%
\$200,000 to \$299,999	5.14%	18.15%
\$300,000 to \$399,999	1.65%	10.43%
\$400,000 to \$499,999	0.00%	5.70%
\$500,000 to \$749,999	0.00%	6.39%
\$750,000 to \$999,999	0.00%	2.41%
\$1,000,000 or more	0.00%	2.39%

Statistics from: *bestplaces.net for Kingsville Texas*

### UTILITIES

The City provides utility services to all the residents within the city limits and to some residents and businesses in the unincorporated areas of the County. These services include water, sewer and garbage. Water is provided to all of its users via a total of 123 miles of water lines throughout the City and into portions of the County. A sufficient water supply is provided by seven water wells in the area and by the South Texas Water Authority.

Wastewater service is also provided to City residents. There are two treatment plants that collect and treat wastewater for customers. There are over 96 miles of force mains and gravity lines that carry wastewater away from customers to the treatment plants. Combined these two treatment plants collect over 1.4 million gallons of wastewater per day.

Garbage and recycling are other services provided to the residents of Kingsville. Garbage collection occurs twice a week for residential customers. Each residential customer is provided a garbage rollout for their use. The garbage trucks are equipped with automated equipment which allows for easy and quick collection of garbage. The use of this modern equipment was initiated in 2009 as a more efficient and cost effective measure to provide garbage services. This has resulted in a substantial cost savings to the City. All the garbage is transported to its regional disposal center for processing.

### PUBLIC SAFETY

Police protection is provided by the Kingsville Police Department comprised of 49 sworn peace officers and staff totaling 68 members performing varied and multiple tasks. We are located on US Highway 77 (soon to be Interstate 69), a major drug pipeline into the US. The Uniform Patrol Division makes up the largest portion of the department with a lieutenant, 4 sergeants, 3 corporals, 24 officers, a neighborhood improvement officer and a traffic enforcement officer. Their duties include vehicle and bicycle patrol, criminal enforcement, traffic enforcement, and accident investigation. The Criminal Investigations Division is headed by a lieutenant, sergeant, corporal and six detectives who follow up investigations reported to the patrol division and participate in proactive criminal investigations. The Street Level Operations Team within the Criminal Investigations Bureau consists of a corporal, 2 interdiction/directed investigations officers and K-9 Britt whose responsibilities include targeting criminal offenses in our city and drug trafficking organizations on US 77 to include bulk narcotic and bulk currency offenses. The Crime Scene Technician is also assigned to CID and is responsible for processing crime scenes, packaging evidence, cataloguing and photographing evidence for submission to the appropriate laboratory for analysis. The Communications Division is headed by a civilian telecommunications officer, 4 lead telecommunicators, and 10 telecommunicators who provide dispatching services for the Kingsville Police Department and the Kingsville Fire Department. The training officer is assigned to the Support Services Division and his duties include coordination of the Citizens Police Academy, serving as the Field Training Officer Program Coordinator, as well as provide all In Service training for incoming or current officers. The Administration Division consists of the Office of the Chief of Police, his administrative assistant and the Office of Professional Standards manned by a sergeant, conducts administrative investigations regarding officers who have violated departmental rules or policy and assist SLO with narcotics investigations. Our department handles well over 35,000 calls for service during a calendar year. The pride of our department is KPD's SWAT unit which received the Texas Tactical Police Officers Association, First Annual Unit Citation Award for Meritorious Service in 2007 and provides mutual aid to the Coastal Bend

Area. SWAT responds to approximately 30 callouts to include low and high-risk warrant service as well as barricaded/armed subjects.

Fire, emergency medical, and emergency management services are provided to the residents of Kingsville by the Fire Department/Office of Emergency Management. Currently, the City has two fire stations, two fire engines and two ambulances used to provide frontline emergency services. In addition, other apparatus is available such as: aerial platform, reserve ambulance, brush vehicle, rescue vehicle, high profile water rescue vehicle, zodiac boat, and an emergency response vehicle & trailer which can be deployed if needed. There are 34 full time and one part-time personnel that assists with the operation of the Fire Marshal's Office. Thirty-one of them are firefighters and four are support staff. Fifteen of the firefighters are certified EMT paramedics, three are EMT intermediates and thirteen are EMT basics. Over a course of a year, the fire department responds to approximately 3,600 fire and EMS calls within the City of Kingsville and surrounding communities.

### RECREATION

In an effort to provide better recreation and leisure services to the community, in October 2014, the City took over control of the parks and golf course from Kleberg County. Under the management of the City, many Park improvements have been made and will continue to be made to improve the quality of life for the residents of the community. In an agreement between the City and County, the County will provide financial contributions to help with the operations and maintenance of the parks and golf course. Recreational and leisure services are provided by 195 acres of parks and playgrounds, 12 baseball and softball fields, 12 soccer fields, 2 cricket pads, a recreational center, a BBQ hut, horse stalls, camping areas, a rodeo arena, a skate park, a swimming pool and a golf course.



## CITY COMMISSION



### MISSION

The City Commission will promote the safety, health and general well-being of the community within the bounds of fiscal responsibility while preserving and advancing the quality of life resulting in exceptional civic pride.

### VISION STATEMENT

The City Commission strives to afford all residents of Kingsville with the following:



#### **SUPERIOR CITY SERVICES**

Access to the highest quality of customer-focused city services available at a reasonable cost.

- Communication
- Convenience, accessibility
- Customer service
- Effective, efficient, professional, competent staff
- Use of technology and media in all areas possible
- Value of Cost



### **SAFE AND SECURE ENVIRONMENT**

Live in a safe, secure environment.

- Adequate lighting
- Adequate water and services, drainage
- Community policing
- Effective, efficient fire and police protection
- Emergency management
- Public health services
- Sanitation



### **CLEAN AND HEALTHY ENVIRONMENT**

Live in a clean environment that enhances and protects the quality of their lives.

- Air quality
- Litter control
- Open space
- Recycling
- Water Quality



### **QUALITY OF LIFE**

Live in well-planned neighborhoods suited to community interests and lifestyles. Be enriched by a range of cultural arts and recreational opportunities provided through city-wide initiatives and supported by the collaborative efforts and agreements with other governmental entities, charitable and nonprofit organizations and private entities.

- Gentrification of older neighborhoods
- Neighborhood parks for multi-generational use
- Pedestrian mobility
- Planning/zoning
- Quality of living for senior citizens, winter Texans
- Athletic activities
- Festivals
- Libraries
- Museums
- Parks
- Performing Arts
- Public Art
- Recreation
- Teen Center
- Promote athletic competitions, events and wildlife & heritage events



### **COMMUNITY INVOLVEMENT**

Participate and contribute to the health and future of our community.

- Advisory boards and committees
- Community education programs
- Efficient access to information and services via technology and media
- Focus groups
- Volunteer programs



### **RELIABLE & DEPENDABLE INFRASTRUCTURE**

Easily travel to, within and from the community.

- Thoroughfare plan
- Traffic flow
- Well maintained and clean streets, sidewalks and pedestrian paths
- Traffic management



### **ECONOMIC STABILITY**

Contribute to and benefit from living in a strong diverse economic environment.

- Economic development compatible with community values
- Job opportunities
- Protection of property values
- Reasonable cost of living
- Strong retail environment
- Tourism, conventions



### **COMMUNITY PARTNERSHIP**

Be enriched by fostering quality and long-term relationships with local, statewide, national and international interests in the City of Kingsville.

- Community support of military members; their dependents and veterans
- Enhance development opportunities for Texas A&M University-Kingsville
- Preserve and support the U.S. Naval Air Station Kingsville

City Commission Strategic Priorities Linked By Department

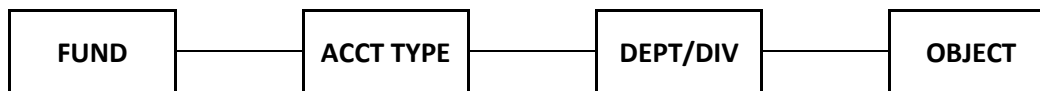
Department	STRATEGIC PRIORITY							
								
	Superior City Services	Safe & Secure Environment	Clean & Healthy Environment	Quality of Life	Community Involvement	Reliable Infrastructure	Economic Stability	Community Partnership
<b>GENERAL FUND</b>								
100-City Commission	✓	✓	✓	✓	✓	✓	✓	✓
101-City Manager	✓							
110-Human Resources	✓							
140-Legal	✓	✓						
160-Planning/Develop Svcs	✓			✓	✓		✓	
170-Solid Waste	✓		✓					
180-Finance	✓	✓						
210-Police	✓	✓						
220-Fire	✓	✓						
300-PW Adm/Engineering	✓							
303-Garage	✓							
305-Streets						✓		
440-Health	✓		✓					
450-Parks & Recreation	✓			✓				
460-Library	✓			✓				
<b>TOURISM</b>								
107-Tourism	✓			✓				✓
<b>UTILITY FUND</b>								
600-Water	✓	✓						
610-Ground Maintenance	✓	✓						
620-Utility Billing	✓							
700-Waste Water	✓	✓						
820-Capital Improvements	✓							

# ACCOUNTING STRUCTURE

## CHART OF ACCOUNTS

The purpose of structuring a financial system is to organize and identify the sources and use of funds, revenues, and expenditures, activities related to each of these, and to allow for the maintenance, retention, and retrieval of this information.

The first step in accessing financial information is identifying the Fund (e.g. General Fund, Utility Fund) which contains the desired data. The next step is identifying what type of fund (0-Asset, 1-Liability, 2-Equity, 4-Revenues, 5-Expenditures). The next piece is the department/division (e.g. City Commission, Legal) and then the object (e.g. Salaries, Supplies).

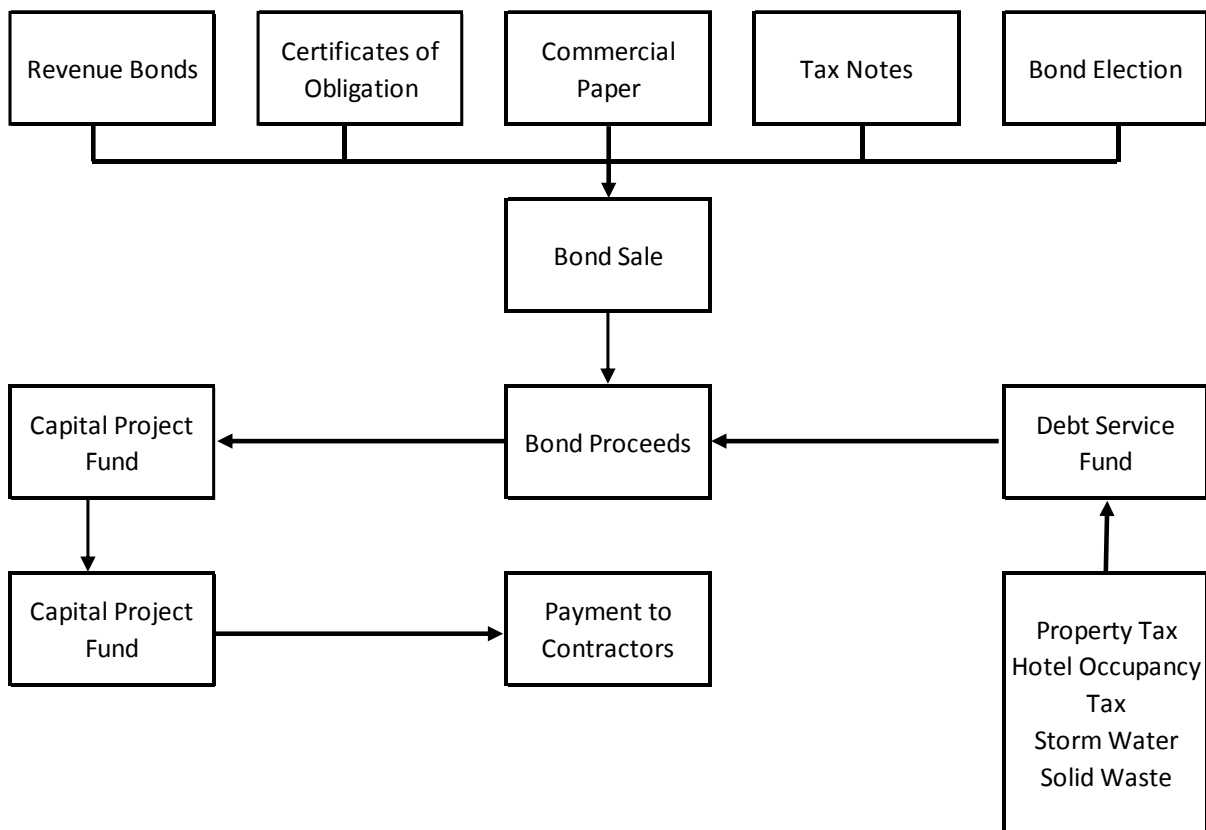


## OPERATING FLOW OF FUNDS

1. Revenues are paid into funds, such as the General Fund and Enterprise Funds, as a result of specific activities such as the following:
  - a) General Fund Revenues – Property Tax, Sales Tax, Permits, Fines
  - b) Special Revenue Fund Revenues – Hotel Occupancy Tax
  - c) Enterprise Fund Revenues – Water, sewer, storm water
2. Expenditures are made from funds, such as the General Fund and Enterprise Funds, to support activities to each such as the following:
  - a) General Fund Departments – Police, Fire, Parks
  - b) Special Revenue Fund Departments – Tourism, JK Northway
  - c) Enterprise Fund Departments – Water, Sewer, Wastewater
3. General Fund, Special Revenue Fund, and Enterprise Fund make payments into Internal Service Funds to support Self Insurance.
4. Non-General Fund funds (Special Revenue, Enterprise) contribute funds back to the General Fund toward the cost of services provided to the General Fund.

DEBT SERVICE FLOW OF FUNDS

1. The City holds a bond sale after one of the following:
  - a. Approval by City Commission to issue Certificates of Obligation or some type of financing
  - b. Successful completion of a General Obligation Bond Election
2. The bonds are purchased, and the funds generated from the sale are allocated to Bond Funds to support specific projects or to refund existing debt.
3. New funding is distributed from the Bond Funds to the individual project budgets while refunding amounts are paid out within the Debt Service Funds to the appropriate escrow agents.
4. Payments are made through open project accounts to individual contractors for project work.
5. When a project is completed and the project account closed, unused funds can be directed to the debt service obligation or for usage towards additional projects.
  - a. For reduction of the debt service obligation, the unused funds are transferred from the overall bond fund into the Debt Service Fund
6. The Debt Service Fund is also supported by other revenue sources.
7. The Debt Service Fund is used to pay the interest and principal of long-term debts.





# FUND STRUCTURE SUMMARY

The City of Kingsville maintains its books using the fund accounting system. This system is used by all local governmental entities when maintaining its operational finances and its budget. The definition of a fund is a self-balancing set of accounts which records cash and other financial resources, along with all related liabilities and residual equities or balances, which are segregated for the purpose of carrying on specific activities. A fund also has certain objectives which are guided by laws, restrictions or limitations. This system of accounting allows for a governmental entity to show how resources are being used instead of how much profit is being earned.

The two broad categories of funds are governmental and proprietary. Governmental funds derive most of its revenues from the imposition of taxes. These taxes are used to support governmental-type activities. Proprietary funds account for business-type activities the government is involved in. These types of activities involve the charging of fees in return for certain goods or services. Examples of this are water, sewer and garbage services provided to city residents.

Governmental funds are subdivided into the general fund, debt service, capital project, and special revenue funds. The general fund is the largest fund on the City’s books. It is a major fund which accounts for current financial resources and current liabilities that are not required to be accounted for in another fund. It accounts for most of the daily operations of the City. Debt service funds account for transactions involving the paying of principal and interest of long-term debt. Capital project funds account for assets that are used to pay for large capital projects such as new roads, drainage systems, buildings, etc. Lastly, special revenue funds are used to account for proceeds from specific revenue sources that are restricted or committed to be expended for certain purposes.

City departments/divisions that are accounted for in the **General Fund**:

City Commission	Recycling	Engineering - Public Works Admin
City Manager	Sanitation	Service Center
City Special	Landfill	Garage
HR	Finance Admin	Street
Legal	Municipal Court	Health
Planning	Facilities Maintenance	Golf Course
Permits & Licenses	IT	Parks
Code Enforcement	Police	Library
Downtown	Fire	

City department/divisions that are accounted for in the **Tourism Fund**

Administration J.K. Northway Coliseum

Proprietary funds can be broken down into two categories. They are enterprise funds and internal service funds. Enterprise funds maintain transactions for governmental entities that operate like a private business. Most of the revenues acquired are from fees charged to customers in exchange for certain services such as water and sewer service, garbage collections, storm water services, etc. Internal service funds report activities that involve providing goods or services to other departments, divisions or other government entities.

## FUND STRUCTURE SUMMARY

---

Preparation of the budget involves funds, departments, divisions, categories (type of revenue or expense) and objects (revenue line-items and expenditure line-items).

City department/divisions that are accounted for in the **Utility Fund**

Water Construction	Wastewater South Plant
Water Production	Wastewater Sewer Collection
Ground Maintenance	Engineering-Public Works Admin
Collections	Public Works-Capital Improvements
Meter Reading	Facilities Maintenance
Wastewater North Plant	

### FUND DESCRIPTIONS

#### General Government Funds

**001 – General Fund** – A major fund which accounts for current financial resources and current liabilities that are not required to be accounted for in another fund. It accounts for most of the daily operations of the City. The general fund is the largest fund for the City. This fund is appropriated.

**025 – Building Security Fund** – This fund accounts for municipal court security fees collected through the collection of fines. It also accounts for overtime for staff providing security for the Court. This fund is appropriated.

**026 – Golf Course Capital Maintenance Fund** – This fund accounts for 3% of golf course revenues for golf course capital maintenance.

**087 – Solid Waste Capital Projects** – Garbage fees and penalties on garbage fees are accounted for in this fund. These fees are collected each month from customers via monthly water bills. Landfill permit amendments are also accounted for in this fund. This fund is appropriated.

**090 – Landfill Closure Fund** – The Landfill Division provides waste disposal for Kingsville and the surrounding rural areas. Revenues are generated through surcharges paid by Kingsville residents and residents from surrounding rural areas. The fees collected are used to finance landfill closures and post closure costs. This fund is appropriated.

**091 – GF Capital Projects Fund** – Capital expenditures for various divisions are handled within this fund. Expenditures may include the purchase of vehicles, machinery, buildings, equipment, etc. This fund only handles governmental activities not proprietary activities. This fund is appropriated.

**092 – Street Fund** – This fund records Street Maintenance fees collected from property owners within the City's utility service area. Revenues are based on a flat fee for residential customers and a calculation which includes standard trip factors for business types for all commercial customers. The revenue generated is designated to pay for a planned Street Preventative



## FUND STRUCTURE SUMMARY

---

Maintenance Program (SPMP) to address the street infrastructure needs of the City. This fund is appropriated.

**093 – Park Maintenance Fund** – This fund is used to account for park maintenance expenditures. Permanent funding for this fund will be discussed in FY 19. This fund is appropriated.

**096 – Insurance Claim Recovery Fund** – This fund accounts for the insurance claim proceeds received by the City. Expenditures may include repairs to various city buildings and property along with transfers out to various funds for project reallocations. Presented to show prior year history.

**097 – Vehicle Replacement Fund** – This fund is used to accumulate funds for future vehicle purchases. Funds for the Vehicle Replacement Fund are received through General Fund transfers.

**098 – Economic Development Fund** – The Economic Development Fund is a new fund created to handle the revenues and expenditures related to economic development. This fund is appropriated.

**099 – Disaster Response Recovery Fund** – Expenditures related to disaster response and recovery were handled within this fund. This fund was closed out in FY 16-17. Presented for prior year activity.

### General Fund Capital Projects Funds

**033 – CO Series 2016** – This fund was used to account for Certificate of Obligation Series 2016. The certificates were secured and payable with ad valorem taxes levied upon all taxable properties within City and a pledge of water and sewer revenue for the purpose of providing for the payment contractual obligations to be incurred in connection with the design, planning, acquisition, construction, equipping, expansion, repair, renovation and/or rehabilitation of certain City-owned public property. This fund is appropriated.

**039 – CO Series 2002-2002A General Fund** – This fund was used to account for Certificate of Obligation Series 2002 and 2002A. The certificates were secured and payable with ad valorem taxes levied upon all taxable properties within City and a pledge of water and sewer revenue. The proceeds from the issuance of these certificates were used for (1) the construction of a water well; (2) street and drainage system improvements; (3) improvements to City buildings; (4) purchase of vehicles for city use; (5) heavy equipment and office equipment for various departments; and (6) expenses related to legal, financial and engineering fees regarding the projects. This fund is appropriated.

**065 – CO 2011 GF Fund** – This fund was used to account for Certificate of Obligation Series 2011. The certificates were secured with ad valorem taxes levied upon all taxable properties within the City. Also, certain revenues from water and sewer operations were used to secure these certificates. Proceeds from the sale of these certificates were used for street and related drainage system repairs and improvements, vehicles and equipment for police, fire, engineering, street, health, utility, and public works departments; drainage improvements between Santa Gertrudis Estate and Texas A&M University-Kingsville parking lot; drainage improvements to Tranquitas

## FUND STRUCTURE SUMMARY

---

Creek and Caesar Avenue ditch; water and wastewater projects for new water and wastewater lines; purchase of land for and to construct a new water well, a 500 gallon elevated storage tank, new south plant clarifier, rehabilitation of existing water wells, and lift station rehabilitation; improvements to and renovation of new City Hall; and for professional services in connection with such projects. This fund involved only governmental activities and not proprietary activities. A portion of the proceeds from the issuance of these Certificates were allocated to this fund and a portion was allocated to the CO 2011 UF Fund. Presented to show prior year history.

**067 – CO 2013 GF Street Projects Fund** – This fund is used to account for Certificate of Obligation Series 2013. The certificates are secured with ad valorem taxes levied upon all taxable properties within the City. Also, certain revenues from water and sewer operations are used to secure these certificates. Proceeds from these certificates are to be used for acquisition, construction, equipping, expansion, repair or renovation of City-owned public property and the payment of professional services involving these projects. This fund will also be used to record transactions involving Limited Tax Refunding Bonds, Series 2013. A portion of the proceeds from the issuance of these Certificates were allocated to this fund and a portion was allocated to the CO 2013 Drainage fund. Presented to show prior year history.

### General Obligation Debt Service

**011 – GO Debt Service Fund** – This fund is to account for financial activities involving GO & CO debt service for the City. It is used to record the funds available for the payment of principal and interest payments on existing debt. It also records the payment transactions of said debt. This fund is an appropriated fund.

### Tourism Funds

**002 – Tourism Fund** – This fund accounts for Hotel/Motel taxes. Hotels/Motels are required to pay a 7% tax on rents received from their guests for room rentals. A portion of each month's hotel tax receipts is donated to the John Conner Museum located at the Texas A&M University-Kingsville. Currently, the museum receives 14.2857% of hotel/motel taxes received. This fund is appropriated.

**202 – Tourism Façade Grants Program Fund** – This fund accounts for the annual Façade Grants Program. The City of Kingsville appropriates \$50,000 each year to be distributed to local business owners for façade projects, mural projects and window decal projects according to the Façade Grants Program Guidelines. This fund is appropriated.

### Asset Seizure Funds

The PD State Seizure fund and Municipal Court Technology fund are the only funds appropriated through the budget process. Once federal forfeiture funds are awarded, expenditures are appropriated through the budget amendment process.

**005 – PD State Seizure Fund** – Asset seizures initiated by the Kingsville Police Department are recorded in this fund. Any assets seized will be kept in this fund as pending until there is a disposition by a Texas State Court. If the Courts rule in favor of the City, the assets will officially

## FUND STRUCTURE SUMMARY

---

become the property of the City to be used by the Police Department to fund law enforcement activities.

**028 – PD Federal Forfeiture Fund** – Asset seizures initiated by the Kingsville Police Department are recorded in this fund. Any assets seized will be kept in this fund as pending until there is a disposition by a Federal Court. If the Courts rule in favor of the City, the assets will officially become the property of the City to be used by the Police Department to fund law enforcement activities.

**031 – Municipal Court Technology Fund** – A portion of fines collected are allocated to this fund to finance the operations of the Municipal Court. These funds are used for the purchase of computer equipment, office equipment, software purchase/maintenance and leases payments for equipment.

### Grant Funds

Grant funds are not appropriated unless the City has received confirmation of grant approval. Prior year grant funds are presented due to prior or current year activity.

**009 – Law Enforcement Officers Stand – Police** – Used to record the annual allocation payment from the Law Enforcement Officer Standards and Education (LEOSE). This payment must be used as necessary, to ensure the continuing education of law enforcement personnel, or to provide necessary training, as determined by the agency head, to full-time, fully paid law enforcement support personnel.

**010 – Law Enforcement Officers – Fire** – Used to record the annual allocation payment from the Law Enforcement Officer Standards and Education (LEOSE). This payment must be used as necessary, to ensure the continuing education of law enforcement personnel, or to provide necessary training, as determined by the agency head, to full-time, fully paid law enforcement support personnel.

**016 – PD Stonegarden Grant Fund** – This fund is used to account for the Operation Stonegarden (OPSG) grant. The OPSG Program provides funding for investments in joint efforts to secure the United States' borders along routes of ingress from international borders to include travel corridors in states bordering Mexico and Canada, as well as states and territories with international water borders.

**017 – PD Grant – Border Star – LBSP** – This fund accounts for the Borderstar – LBSP Grant. The purpose of the grant is to sustain interagency law enforcement operations and enhance local law enforcement patrols in an effort to deter and facilitate directed actions to interdict criminal activity.

**019 – PD Grant – JAG** – This fund accounts for the DJ-Edward Byrne Memorial Justice Assistance Grant Program 2015-DJ-BX-0956 for law enforcement equipment and technology improvement projects for the Kingsville Police Department.

## FUND STRUCTURE SUMMARY

---

**023 – PD STEP Grant** – Used to record the STEP Comprehensive Grant 2019-kingsvPD-S-1YG-00076 made available by the State of Texas, acting through the Texas Department of Transportation.

**027 – EMS Fund** – Used to record EMS County Grant funds received from Coastal Bend Regional Advisory Council Trauma Service Area – U, Inc.

**029 – JAG Grant 2017-DJ-BX-0902** – This fund accounts for the BJA FY 17 Edward Byrne Memorial Justice Assistance Grant (JAG) Program - Local Solicitation. This Local JAG award will be shared with Kleberg County for equipment purchases aimed at reducing crime and/or enhancing public/officer safety.

**030 – Red Ribbon Drug Awareness** – Used to record funds raised in prior years for drug awareness and prevention.

**071 – FEMA Assistance** – Used to account for funds received from the Federal Emergency Management Agency.

**077 – FEMA Assistance to Firefighters Grant** – Used to account for funds received from the Federal Emergency Management Agency to be used for specific equipment purchases.

**078 – Texas Parks & Wildlife Community Outdoor Grant** – This fund is used to account for a Community Outdoor Outreach Grant from the Texas Parks and Wildlife Department. The Kingsville Healthy Families Outdoor Wet N Wild Adventures camp was funded with this grant.

**079 – Texas Capital Fund Main Street Grant** – This fund is used to account for a Texas Capital Fund Program award from the Texas Department of Agriculture in support of a Main Street Project.

**080 – Homeland Security Grant** – This fund is used to account for a Homeland Security Grant Project to purchase Night Vision Equipment for the Kingsville Police Department.

**082 – TXCDBG Grant #7215270** – Used to account for a Community Development Block Grant for an 8” Water Line Replacement Project.

**083 – Criminal Justice Division of Governor Grant** – Used to account for an Office of the Governor Criminal Justice Division Grant to purchase Body Worn Cameras for the Kingsville Police Department.

**084 – DEAG Grant Fund** – Used to account for a Defense Economic Adjustment Assistance Grant (DEAG).

**085 – Certified Local Government Grants (CLG)** – Used to account for a Certified Local Government Grant for a National Register Nomination for Downtown and Design Guidelines for Kingsville’s Local Historic District.

## FUND STRUCTURE SUMMARY

---

**094 – Texas Parks and Wildlife Grant** – This fund has been setup for a grant to be awarded in FY 18-19 for Park Improvements.

**601 – FEMA Event – Harvey** – This fund is used to account for FEMA Event 4332-Hurricane Harvey.

### Utility Funds

All funds in this subsection are appropriated.

**012 – UF Debt Service Fund** – Used to make principal and interest payments on outstanding debt involving Utility funds.

**051 – Utility Fund** – This fund is used to account for activities involving the water and sewer systems. Revenues acquired in this fund are from water sales, sewer sales, late fees, sewer taps, grease trap inspections and new customer tap fees. This fund accounts for activities in the following city divisions: water construction, water production, collections, meter readers, waste water north plant, waste water south plant, waste water sewer collection, engineering and public works administration.

**054 – UF Capital Projects Fund** – Used to record financial transactions involving the purchase of capital assets for various divisions within the City. These divisions include Water Construction, Water Production, Collections, Meter Readers, Waste Water North Plant, Waste Water South Plant, Waste Water Sewer Collection and Engineering.

**055 – Storm Water Drainage Capital Projects Fund**– This fund records Storm Water utility fees collected from property owners. Any property within the utility service area that benefits from the storm water system shall be assessed a fee based on the property's rate class. Additionally, funds reserved for Storm Water capital outlay projects are included in this fund.

**062 – CO Series 2005 Utility Fund** – This fund accounts for the Certificate of Obligation Series 2005. The certificates are secured with ad valorem taxes levied upon all taxable properties within the City. The proceeds from the sale of these certificates are for the rehabilitation, maintenance and repair of certain City water towers; construction, repair and replacement of City wastewater treatment plants and lift stations; water meter replacements and upgrades; construction of a new water well; sewer line repair and replacement; the purchase of two backhoes; and professional services related to these purchases; and costs of the issuance of these certificates.

**066 – CO Series 2011 Utility Fund** - This fund was used to account for Certificate of Obligation Series 2011. The certificates are secured with ad valorem taxes levied upon all taxable properties within the City. Also, certain revenues from water and sewer operations are used to secure these certificates. Proceeds from the sale of these certificates are used for street and related drainage system repairs and improvements, vehicles and equipment for police, fire, engineering, street, health, utility, and public works departments; drainage improvements between Santa Gertrudis Estate and Texas A&M University-Kingsville parking lot; drainage improvements to Tranquitas Creek and Caesar Avenue ditch; water and wastewater projects for new water and wastewater

## FUND STRUCTURE SUMMARY

---

lines; purchase of land for and to construct a new water well, a 500 gallon elevated storage tank, new south plant clarifier, rehabilitation of existing water wells, and lift station rehabilitation; improvements to and renovation of new City Hall; and for professional services in connection with such projects. This fund involves only governmental activities and not proprietary activities. A portion of the proceeds from the issuance of these Certificates were allocated to this fund and a portion was allocated to the CO 2011 GF Fund.

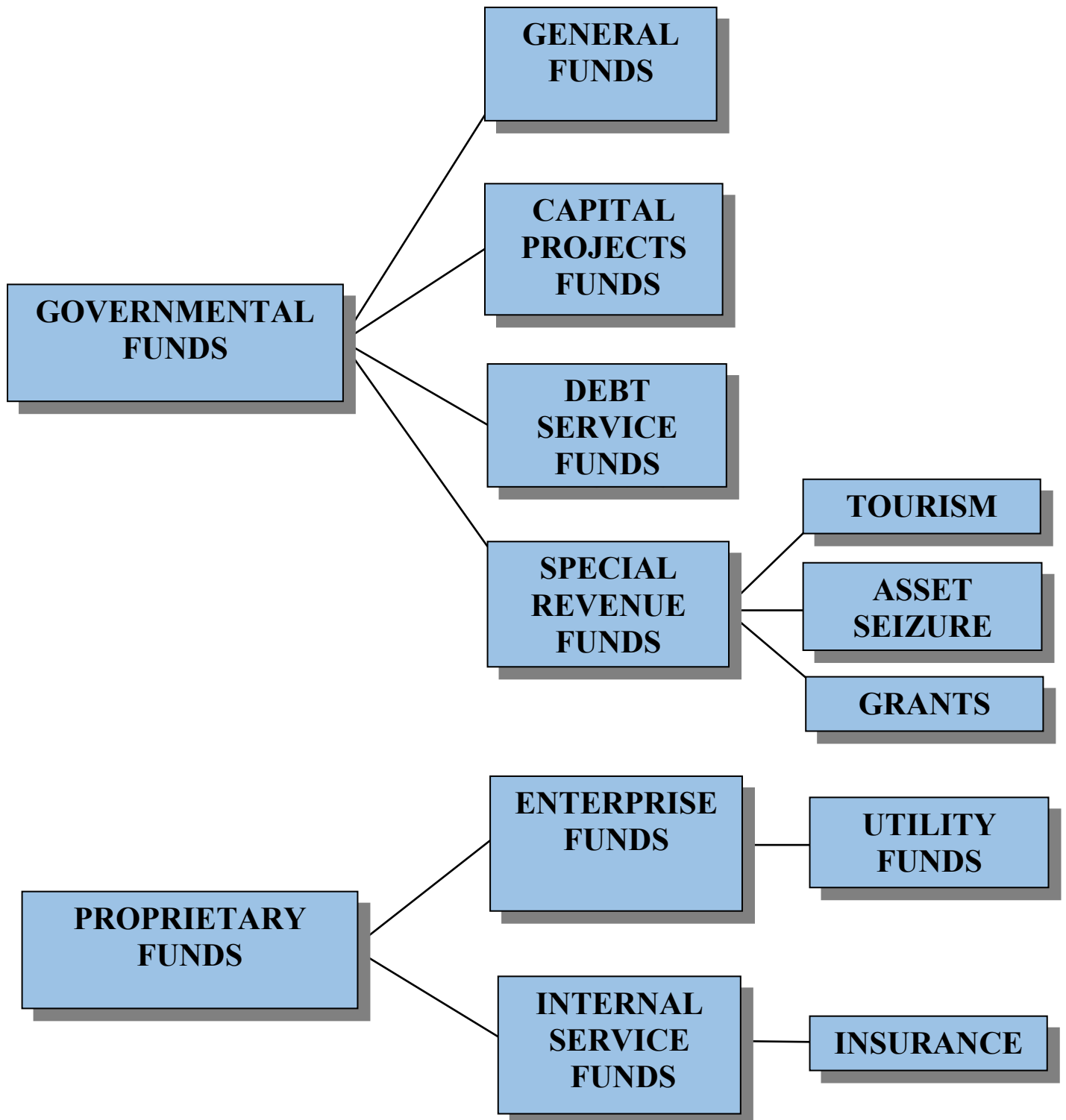
**068 – CO Series 2013 Drainage Fund** – This fund is used to account for Certificate of Obligation Series 2013. The certificates are secured with ad valorem taxes levied upon all taxable properties within the City. Also, certain revenues from water and sewer operations are used to secure these certificates. Proceeds from these certificates are to be used acquisition, construction, equipping, expansion, repair or renovation of City-owned public property and the payment of professional services involving these projects. This fund will also be used to record transactions involving Limited Tax Refunding Bonds, Series 2013. A portion of the proceeds from the issuance of these Certificates were allocated to this fund and a portion was allocated to the CO 2013 GF Streets Projects Fund.

### Health Insurance Funds

**138 – Insurance Fund** – This fund accounts for insurance benefits provided to city employees. The City's health insurance benefit is a self-insured program with Entrust as the third party administrator. All insurance claims are paid through this fund along with any fees associated with the processing of those claims. This fund is appropriated.

# CITY OF KINGSVILLE

## FUND STRUCTURE









# DEPARTMENT-FUND RELATIONSHIP CHARTS

		General Funds								
		001 - GENERAL FUND	025 - BUILDING SECURITY FUND	026 - GC CAP MAINT FUND	087 - SW-CAP PROJECTS	090 - LANDFILL CLOSURE FUND	092 - STREET FUND	093 - PARK MAINT FUND	097 - VEHICLE REPLACE FUND	098 - ECONOMIC DEVELOP. FUND
Department										
000	Non-Departmental	X		X				X	X	X
100	City Commission	X								
101	City Manager	X								
103	City Special	X								
106	Economic Development									X
107	Tourism									
140	Legal	X								
160	Planning	X								
170	Solid Waste Management	X			X	X				
180	Finance	X	X							
190	Technology Services	X								
210	Police	X	X							
220	Fire	X								
225	Volunteer Fire	X								
300	Engineer/Public Works	X								
302	Service Center	X								
303	Garage	X								
305	Street	X			X		X		X	
440	Health	X								
450	Parks	X						X		
460	Library	X								
510	GO Debt Service									
690	Fund Transfers	X			X		X			X
600	Water									
610	Ground Maintenance									
620	Utility Billing									
700	Waste Water									
800	Engineer/Public Works									
802	Facilities Maintenance-UF									
820	PW-Cap Improvements Mgr									



# DEPARTMENT-FUND RELATIONSHIP CHARTS

		General Fund Capital Projects Funds			Debt Service Fund	Tourism Funds		Asset Seizure Funds		
Department		033 - CO 2016 - GENERAL	039 - CO 2002-2002A-GEN	067 - CO 2013 - GF STREET PROJS	011 - G.O. DEBT SERVICE FUND	002 - TOURISM FUND	202 - TOURISM FUND	005 - PD-STATE SEIZURE FUND	028 - PD-FEDERAL SEIZURE FUND	031 - MUNI CRT TECH
000	Non-Departmental			X	X	X	X			
100	City Commission									
101	City Manager									
102	Facilities Maintenance-GF									
103	City Special	X								
106	Economic Development									
107	Tourism					X	X			
140	Legal									
160	Planning									
170	Solid Waste Management									
180	Finance		X							X
190	Technology Services									
210	Police							X	X	
220	Fire	X								
225	Volunteer Fire									
300	Engineer/Public Works									
302	Service Center									
303	Garage									
305	Street									
440	Health	X								
450	Parks	X								
460	Library									
510	GO Debt Service				X					
690	Fund Transfers					X				
600	Water									
610	Ground Maintenance									
620	Utility Billing									
700	Waste Water									
800	Engineer/Public Works									
802	Facilities Maintenance-UF									
820	PW-Cap Improvements Mgr									



# DEPARTMENT-FUND RELATIONSHIP CHARTS

		Grant Funds									
		010 LAW EOS FIRE GRANT	016 PD STONE GARDEN GRANT	017 PD LBSP GRANT	023 PD STEP GRANT	027 EMS FUND	080 HS GRANT	083 CJD OOG GRANT	084 DEAAG GRANT	085 CLG GRANT	094 TXPW GRANT
Department											
000	Non-Departmental			X	X			X	X	X	
100	City Commission										
101	City Manager										
103	City Special								X		
106	Economic Development										
107	Tourism										
140	Legal										
160	Planning									X	
170	Solid Waste Management										
180	Finance										
190	Technology Services										
210	Police		X	X	X			X			
220	Fire	X				X					
225	Volunteer Fire										
300	Engineer/Public Works										
302	Service Center										
303	Garage										
305	Street										
440	Health										
450	Parks										X
460	Library										
510	GO Debt Service										
690	Fund Transfers										
600	Water										
610	Ground Maintenance										
620	Utility Billing										
700	Waste Water										
800	Engineer/Public Works										
802	Facilities Maintenance-UF										
820	PW-Cap Improvements Mgr										
860	Storm Water										



# DEPARTMENT-FUND RELATIONSHIP CHARTS

Department		Utility Funds							Self Insurance Fund
		012 - UF DEBT SERVICE FUND	051 - UTILITY FUND	054 - UF CAPITAL PROJ.	055 - STORMWATER DRAINER CAP PROJ	062 - CO SERIES 2005 - UTILITY	066 - CO SERIES 2011- UTILITY	068 - CO SERIES 2013- DRAINAGE	138 - SELF INS FUND
000	Non-Departmental	X	X	X		X	X		X
100	City Commission								
101	City Manager								
102	Facilities Maintenance-GF								
103	City Special								
106	Economic Development								
107	Tourism								
140	Legal								
160	Planning								
170	Solid Waste Management								
180	Finance								X
190	Technology Services								
210	Police								
220	Fire								
225	Volunteer Fire								
300	Engineer/Public Works								
302	Service Center								
303	Garage								
305	Street							X	
440	Health								
450	Parks								
460	Library								
510	GO Debt Service	X							
690	Fund Transfers		X		X				
600	Water		X	X					
610	Ground Maintenance		X						
620	Utility Billing		X	X					
700	Waste Water		X	X					
800	Engineer/Public Works		X						
802	Facilities Maintenance-UF		X						
820	PW-Cap Improvements Mgr		X						
860	Storm Water				X				

# FINANCIAL POLICES AND PROCEDURES

## MINIMUM UNASSIGNED FUND BALANCE POLICY

The City will maintain a minimum unassigned fund balance in its General Fund of 25% of the subsequent year's budgeted expenditures and outgoing transfers excluding capital lease initial recordation expenditures. In the initial year of a capital lease, the full amount of the capital lease is booked in both revenues and expenditures resulting in a \$0 effect on fund balance. Since the minimum fund balance requirement calculation only looks at total expenditures, the initial capital lease recordation expenditures has be to subtracted as the offsetting entry is not there and inflates the expenditures subject to the minimum fund balance requirement.

The City will maintain a minimum unassigned fund balance in its Utility Fund of 25% of the subsequent year's budgeted expenditures and outgoing transfers excluding capital lease initial recordation expenditures.

These minimum fund balances are to protect against cash flow shortfalls related to timing of projected revenue receipts and to maintain budget stabilization commitment.

The City Commission can approve the fund balance for either the General Fund or Utility Fund to be lowered at a level not to fall below 20% for a special capital project or capital purchase. When the fund balance is lowered for this purpose, replenishment to bring the fund balance back up to 25% must occur within a period not to exceed 5 years.

When fund balance falls below the minimum 25% due to operational deficiencies, the City will replenish shortage/deficiencies using the budget strategies and timeframes described below.

- The City will reduce recurring expenditures to eliminate any structural deficit or,
- The City will increase revenues or pursue other fund sources, or,
- A combination of the two options above.

Minimum fund balance deficiencies shall be replenished within the following time periods:

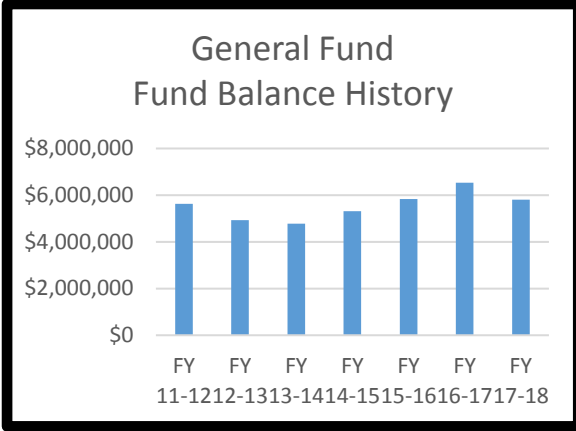
- 1) A deficiency resulting in a minimum fund balance between 20% and 15% of the subsequent year's budgeted expenditures and outgoing transfers shall be replenished over a period not to exceed one year.
- 2) A deficiency resulting in a minimum fund balance between 15% and 10% of the subsequent year's budgeted expenditures and outgoing transfers shall be replenished over a period not to exceed three years.
- 3) A deficiency resulting in a minimum fund balance between 10% and 5% of the subsequent year's budgeted expenditures and outgoing transfers shall be replenished over a period not to exceed five years.

## FINANCIAL POLICES & PROCEDURES

On September 25, 2017, the Commission amended the above policy by Resolution 2017-67 that would allow both the General Fund and Utility Fund fund balance to be dropped to a minimum of 20% for a special capital project or capital purchase. If either fund balance would drop below the 25% level, there would be a five-year period to bring the fund balance back up to the 25% level. In FY 17-18, the Utility Fund was dropped to 20%.

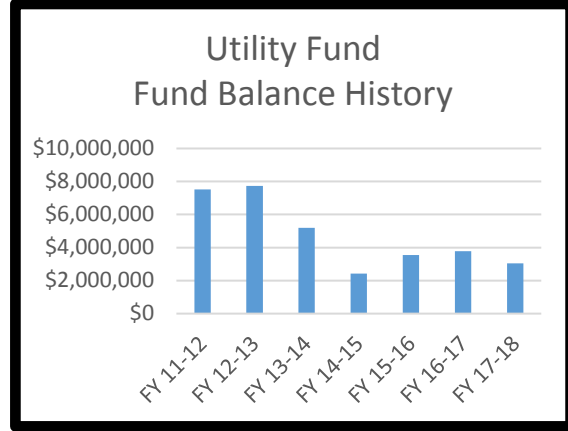
Fund Balance Status		
<b>General Fund:</b>		
Unassigned Fund Balance FY 2016-2017	Revenues FY 2016-2017	Unassigned Fund Balance Coverage
\$6,528,198	\$19,331,693	34.80%
Estimated Unassigned Fund Balance FY 2017-2018	Estimated Revenues FY 2017-2018	Estimated Unassigned Fund Balance Coverage
\$5,805,122	\$19,964,646	29.35%
Estimated Unassigned Fund Balance FY 2018-2019	Budgeted Revenues FY 2018-2019	Estimated Unassigned Fund Balance Coverage
\$5,262,547	\$19,219,911	26.49%
<b>Utility Fund:</b>		
Unassigned Fund Balance FY 2016-2017	Revenues FY 2016-2017	Unassigned Fund Balance Coverage
\$3,782,034	\$8,841,403	39.96%
Estimated Unassigned Fund Balance FY 2017-2018	Estimated Revenues FY 2017-2018	Estimated Unassigned Fund Balance Coverage
\$3,036,284	\$7,988,321	34.76%
Estimated Unassigned Fund Balance FY 2018-2019	Budgeted Revenues FY 2018-2019	Estimated Unassigned Fund Balance Coverage
\$2,865,027	\$9,117,606	29.07%

# FINANCIAL POLICES & PROCEDURES



**General Fund  
Fund Balance History**

Fiscal Year	Amount
FY 11-12	\$5,629,840
FY 12-13	\$4,933,418
FY 13-14	\$4,775,810
FY 14-15	\$5,311,831
FY 15-16	\$5,827,797
FY 16-17	\$6,528,198
FY 17-18	\$5,805,122



**Utility Fund  
Fund Balance History**

Fiscal Year	Amount
FY 11-12	\$7,523,289
FY 12-13	\$7,731,472
FY 13-14	\$5,203,915
FY 14-15	\$2,424,090
FY 15-16	\$3,557,181
FY 16-17	\$3,782,034
FY 17-18	\$3,036,284

## INVESTMENT POLICY

The purpose of the investment policy is to maximize returns and minimize risks. The protection of the principal of any investment is the main priority. All transactions shall be scrutinized so that losses are avoided. A lesser priority is to seek market-average returns on investments undertaken. Also, liquidity must be maintained to ensure funds are available when needed to meet any obligations when necessary. All funds must be either deposited into a financial institution which is insured by the U.S. Government or into securities fully guaranteed by the U.S. Government. No funds will be placed into investments with maturities of greater than one year.

This policy applies to all investments held by the City. This shall apply to all of the City's funds with the exception of the Volunteer Firefighter's Pension Fund.

On an annual basis, an investment report is prepared which outlines the investment goals of the City. The report will include an estimate of the funds which will be available for investment. It also includes the expected average annual yield on investments and the dollar amounts expected as returns on the investments. On a quarterly basis, a report will be created which outlines strategies which the City will undertake to meet its goals. The report should include the type of investments, maturity dates and investment dates. Additionally, a quarterly evaluation will be conducted to determine if the investment goals have been met.

### BALANCED BUDGET

Each year, the City strives to adopt a balanced budget. Not only is this sound financial management, it is required by Texas state law. A balanced budget simply means that the expected revenues are equal to the expected expenditures/expenses for the current period. If expenditures/expenses exceed revenue for the current period, transfers-in and fund balance appropriations are used to cover the shortfall. There are two types of transfers-in that the City may use. The first type is operational and recurs on a regular basis for the purpose of reimbursing a fund for administrative services provided to other funds. The second type involves transfers-in that are one-time or infrequent that is for the purpose of reimbursing a fund for one-time expenditures. The latter is usually for capital projects/expenditures. The second way a budget shortfall may be covered is by way of a fund balance appropriation. Appropriations from fund balance can be used to cover emergency situations that come about unexpectedly. They may also be used to pay any remaining amounts owed for “cash funded” capital projects. Appropriations from fund balance are also used for planned drawdowns of restricted bond proceeds to finish capital projects for which the bonds were originally issued for.

The Finance Director will continually monitor the budget to ensure that it is adhered to and that it remains balanced. Any corrective action will be taken when deemed necessary.

Below is a history of how our main operating accounts for the General Fund, Utility Fund and Tourism Fund have been budgeted and the effect of fund balance.



## FINANCIAL POLICES & PROCEDURES

### Budget Effect on Fund Balance - General Fund FY 2017-2018 is based on Current Budget

Fiscal Year	Revenues	Expenditures	Surplus (Deficit)
			Effect on Fund Balance
FY 2013-2014	17,158,785.92	17,300,396.80	(141,610.88)
FY 2014-2015	18,376,141.10	17,812,013.37	564,127.73
FY 2015-2016	18,041,937.76	17,525,971.64	515,966.12
FY 2016-2017	19,331,693.15	18,761,740.13	569,953.02
FY 2017-2018	19,967,146.00	20,690,222.00	(723,076.00)

### Budget Effect on Fund Balance - Tourism Fund FY 2017-2018 is based on Current Budget

Fiscal Year	Revenues	Expenditures	Surplus (Deficit)
			Effect on Fund Balance
FY 2013-2014	626,569.77	515,741.81	110,827.96
FY 2014-2015	570,422.30	548,595.70	21,826.60
FY 2015-2016	512,182.28	628,609.31	(116,427.03)
FY 2016-2017	609,125.25	783,264.89	(174,139.64)
FY 2017-2018	554,780.00	789,715.00	(234,935.00)

### Budget Effect on Fund Balance - Utility Fund FY 2017-2018 is based on Current Budget

Fiscal Year	Revenues	Expenditures	Surplus (Deficit)
			Effect on Fund Balance
FY 2013-2014	8,871,555.08	9,924,127.05	(1,052,571.97)
FY 2014-2015	8,074,860.54	9,624,879.72	(1,550,019.18)
FY 2015-2016	10,384,623.07	9,251,531.82	1,133,091.25
FY 2016-2017	8,841,402.77	9,464,791.70	(623,388.93)
FY 2017-2018	7,988,321.00	8,759,071.00	(770,750.00)

### BOND RATING

The City continually strives to maintain or improve its bond rating. A good bond rating allows for the City to obtain financing at minimal cost. Currently, the City's Standard & Poor's rating is 'A+'.



# FISCAL MANAGEMENT

---

## REVENUE PRACTICES

**One-time Revenues** – One-time revenues are those that are only temporary in nature. These types of revenues should only be used to fund one-time expenditures. They should not be used to fund ongoing expenditures or programs.

**Grants** – The City regularly pursues state and local grants to supplement funding for community needs. The City shall review all requirements for each grant to ensure guidelines are being followed. Periodic reviews shall be made and adjustments will be instituted to ensure compliance requirements are adhered to.

**User Fees and Charges** – Fees and charges such as water, sewer, storm water, etc. will be periodically reviewed to ensure that revenues collected from these revenue sources are adequate to support the services that are provided. If at any time it is determined that these fees/charges are not sufficient, the City will determine if an increase will be appropriate.

**Diversification of Revenue** – A diversified source of revenue is always preferable. The City is continually pursuing other ways of broadening the revenue base with varying sources of revenue. This will help to mitigate the impact in times of slowing economic conditions or whenever one revenue stream is less than desirable.

**Revenue Budgeting** – When budgeting for future revenues, careful analysis is undertaken to predict future revenues as accurately as possible. A conservative approach is preferable when dealing with unknown variables.

**Investment Income** – Interest income from bank accounts, certificates of deposits and other investments will be distributed to the appropriate funds.

**Revenue Monitoring** – Revenues shall be monitored to determine if actual revenues are in line with budgeted revenues. If a possible shortfall is detected, appropriate action will be taken to mitigate the effects.

**Financial Reporting** – On a monthly basis, a report is submitted to the Commission and Department Heads reporting revenues and expenditures for that month. Any unexpected changes or discrepancies are addressed and investigated.

## EXPENDITURE PRACTICES

**Procurement** – To ensure that taxpayer dollars are used properly and that unnecessary spending occurs, the City has a procurement policy in place. This helps the City’s procurement procedures be more streamlined, efficient and cost-effective. It also allows vendors that do business with the City to receive the fairest treatment possible. Below is a summary of the current procurement practices followed by the City:

The dollar thresholds for procurement are as follows:

- \$0 - \$500 - Small purchases may be made using a City’s purchase card (P-Card).
- \$501 - \$999 - For these amounts, a P-Card or a purchase order may be utilized.
- \$1,000 - \$2,999 - A purchase order must be used with at least 3 quotes.
- \$3,000 - \$49,999 - A minimum of two Historically Underutilized Businesses (HUB) vendors within the County must be contacted on a rotating basis. A written quote must be obtained beforehand.
- \$50,000 & Over - Sealed bids must be received from potential vendors. The City Commission will make a determination which bid to accept via formal procedures.

During the competitive bidding process, other criteria are considered other than just price. This is referred to as best value. Other criteria to take into consideration during the bid evaluation process are experience, reputation, quality, financial stability, safety and personnel.

Another way the City obtains goods or services is through cooperative purchasing. This occurs when a member agency such as another municipality, county government, etc. awards a contract through the bidding process for the procurement of goods and services. The City, through an inter-local agreement, will obtain these goods and services from the awarded contract.

**Purchase Card (P-Card) Policy** – For small dollar purchases and high-volume repetitive purchases, employees may use their city-issued purchase card. This allows for a more streamlined method of procurement for certain goods or services. When the P-Card statement is received, the employee is responsible for completing a reconciliation of charges which is forwarded to their supervisor for approval.

**Budgetary Control** – Department Heads are responsible for administering the budgets for their respective departments. They are responsible for making prudent decisions regarding purchases made and that they stay within their budgets. They should regularly monitor their accounts to make sure they have not exceeded their budget on each and every line-item. When necessary, they may submit budget transfer requests to the Finance department to transfer funds from one line-item to another to cover any overages. If the Department Head feels more monies are needed than was budgeted to their department, they may request a budget amendment which must be approved by the City Commission. In addition to these controls, at the end of the fiscal year, the Finance Director reviews each department’s accounts for overages and makes budget transfers when necessary.

**Travel Policy** – Before any employee may travel for City business, approval must be obtained. This includes approval from the Department Head, Purchasing Director and City Manager. If an employee is to travel out-of-state, City Commission approval will also be needed. The City of Kingsville will cover reasonable and necessary travel expenses for authorized City business. Application of this policy will ensure clear and consistent understanding of the rules by which travel reimbursements will be provided, thereby providing the best service and expedient reimbursement for travelers, ensure reimbursements are fair and equitable to both the city and the traveler and ensure compliance with federal regulations. Any person traveling on City business is expected to exercise the same care when incurring expenses that a prudent person would exercise if traveling on personal business and expending personal funds. Travelers will be responsible for unauthorized costs and any additional expenses incurred for personal preference or convenience. After the employee has returned from their trip, they have five business days to submit a travel reconciliation.



# RISK AND ASSET MANAGEMENT

---

## RISK MANAGEMENT

The Risk Management Department works to prevent or minimize employee occupational injuries and illnesses. To minimize the City's liability, policies and procedures are put into place and periodically reviewed for improvement.

## INVESTMENTS

An investment policy is in place to maximize returns and minimize risks. Loss avoidance is a main priority and is achieved by only investing in safe securities backed by the U.S. Government or by deposit in financial institutions backed by the federal government.

## FIXED ASSETS AND INVENTORY

Procedures are in place to record and maintain the fixed asset system in accordance with GAAP. Expenditures are thoroughly vetted to determine if capitalization is required. Detailed records are kept for each asset capitalized. Inventory is audited by an independent auditor and a member of the Finance department on an annual basis.

## CASH

Petty cash and cash drawers are audited on a quarterly basis by a member of the Finance department. Cash is safely stored in locked safes or cash bags and kept in secure areas.

## COMPUTER EQUIPMENT AND DATA SECURITY

The City's computer systems and data are secured by various measures.

- Location – Computer equipment is kept in secure areas only accessible to authorized personnel. The server room is accessible only to Information Technology (IT) personnel with key access.
- Restrictive Access – The Accounting Manager is responsible for maintaining the security levels and privileges of employees who use the system.
- Remote Access – Remote access may be set up by the IT department for employees when authority is given by department heads.
- System backup – System backups are performed on a daily basis. Backup devices are kept in a secure area.
- Computer equipment – The IT department is responsible for purchasing and installing all computer and related equipment. I.D. tags are placed on all equipment which reads, "Property of the City of Kingsville". The IT department maintains an inventory list of all equipment owned by the City.







# DEBT SERVICE

Debt Issue	Principal Issued	Principal Outstanding 09/30/2018	Interest Outstanding 09/30/2018	Combined Interest & Principal	Final Maturity Date
CO Series 2009	\$4,270,000	\$160,000	\$12,188	\$172,188	9/30/2021

Proceeds from the sale of the Certificates will be used for design, planning, acquisition, construction, equipping, expansion, repair, renovations and/or rehabilitation of certain City-owned public property, specifically landfill enhancements, development of a new cell at the landfill, equipment for the Solid Waste Department, street sweepers, enclosures, welding equipment, dumpsters, bulldozers, scrapers, carts, fencing, copiers and the payment of contractual obligations for professional services in connections with such projects (including, but not limited to, financial advisory, legal, architectural and engineering).

Payments are 100% paid by Solid Waste System Revenues  
 2019 Principal - \$50,000  
 2019 Interest - \$6,000

Debt Service Schedule - CO Series 2009

Fiscal Year	Principal	Interest	Debt Service
2019-2021	160,000	12,188	172,188

## DEBT SERVICE

Debt Issue	Principal Issued	Principal Outstanding 09/30/2018	Interest Outstanding 09/30/2018	Combined Interest & Principal	Final Maturity Date
CO Series 2011	\$10,000,000	\$6,450,000	\$2,125,765	\$8,575,765	9/30/2032
<p>Proceeds from the sale of the Certificates will be used for the purpose of providing for the payment of contractual obligations to be incurred in connection with street and related drainage system repair and improvements, vehicles and equipment for police, fire, engineering, street, health, utility, and public works departments; drainage improvements to Tranquitas Creek and Caesar Avenue ditch; water and wastewater projects for new water and wastewater lines; acquisition of land for and to construct a new water well, a 500,000 gallon elevated storage tank, new south plant clarifier, rehabilitation of existing water wells, and lift station rehabilitation; improvements to and renovation of new City Hall; and the payment of contractual obligations for professional services in connection with such projects (including, but not limited to, financial advisory, legal, architectural, and engineering).</p>					

Payments are split with Utility Fund (53.8504%-GF, 46.1496%-UF)

General Fund: 2019 Principal \$525,000 x 53.8504% = \$282,715

General Fund: 2019 Interest \$268,425 x 53.8504% = \$144,548

Utility Fund: 2019 Principal \$525,000 x 46.1496% = \$242,286

Utility Fund: 2019 Interest \$268,425 x 46.1496% = \$123,877

Debt Service Schedule - CO Series 2011

Fiscal Year	Principal	Interest	Debt Service
2019-2023	2,120,000	1,165,725	3,285,725
2024-2028	2,375,000	735,035	3,110,035
2029-2032	1,955,000	225,005	2,180,005
Total	6,450,000	2,125,765	8,575,765



## DEBT SERVICE

Debt Issue	Principal Issued	Principal Outstanding 09/30/2018	Interest Outstanding 09/30/2018	Combined Interest & Principal	Final Maturity Date
CO Series 2013	\$1,260,000	\$505,000	\$25,450	\$530,450	9/30/2023
Proceeds from the sale of the Certificates will be used for the purpose of providing for the payment of contractual obligations to be incurred in connection with the design, planning, acquisition, construction, equipping, expansion, repair renovation, and/or rehabilitation of certain City-owned public property and the payment of contractual obligations for professional services in connection with such projects (including, but not limited to, financial advisory, legal, architectural, and engineering)					

Payments are 100% General Fund - Tax Supported Debt  
 2019 Principal - \$100,000  
 2019 Interest - \$9,100

Debt Service Schedule - CO Series 2013 (GORB)

Fiscal Year	Principal	Interest	Debt Service
2019-2023	505,000	25,450	530,450



## DEBT SERVICE

Debt Issue	Principal Issued	Principal Outstanding 09/30/2018	Interest Outstanding 09/30/2018	Combined Interest & Principal	Final Maturity Date
CO Series 2013	\$5,230,000	\$4,430,000	\$1,091,050	\$5,521,050	9/30/2033
Proceeds from the sale of the Certificates will be used for the purpose of providing for the payment of contractual obligations to be incurred in connection with the design, planning, acquisition, construction, equipping, expansion, repair renovation, and/or rehabilitation of certain City-owned public property and the payment of contractual obligations for professional services in connection with such projects (including, but not limited to, financial advisory, legal, architectural, and engineering)					

Payments are split between General Fund and Utility Fund

General Fund: 2019 Principal - \$50,000

General Fund: 2019 Interest - \$24,800

Utility Fund: 2019 Principal - \$195,000

Utility Fund: 2019 Interest - \$95,200

#### Debt Service Schedule - CO Series 2013 - GF

Fiscal Year	Principal	Interest	Debt Service
2019-2023	265,000	113,700	378,700
2024-2028	300,000	80,100	380,100
2029-2033	350,000	32,100	382,100
Total GF	915,000	225,900	1,140,900

#### Debt Service Schedule - CO Series 2013 - UF

Fiscal Year	Principal	Interest	Debt Service
2019-2023	1,025,000	436,000	1,461,000
2024-2028	1,155,000	306,450	1,461,450
2029-2033	1,335,000	122,700	1,457,700
Total UF	3,515,000	865,150	4,380,150

Total Combined	<u>4,430,000</u>	<u>1,091,050</u>	<u>5,521,050</u>
----------------	------------------	------------------	------------------

## DEBT SERVICE

Debt Issue	Principal Issued	Principal Outstanding 09/30/2018	Interest Outstanding 09/30/2018	Combined Interest & Principal	Final Maturity Date
LTRB Series 2014	\$9,040,000	\$5,890,000	\$538,275	\$6,428,275	9/30/2025
Proceeds from the sale of the Bonds will be used to refund a portion of the City's outstanding debt designated as the CO Series 2005 in order to lower the overall debt service requirements of the City and to pay the costs associated with the issuance of the Bonds.					

Payments are Utility System Revenue Supported

2019 Principal - \$790,000

2019 Interest - \$126,650

### Debt Service Schedule - LTRB Series 2014 - UF

Fiscal Year	Principal	Interest	Debt Service
2019-2023	4,120,000	471,650	4,591,650
2024-2025	1,770,000	66,625	1,836,625
Total UF	5,890,000	538,275	6,428,275

Debt Issue	Principal Issued	Principal Outstanding 09/30/2018	Interest Outstanding 09/30/2018	Combined Interest & Principal	Final Maturity Date
CO Series 2016	\$6,740,000	\$6,490,000	\$1,035,875	\$7,525,875	9/30/2036
Proceeds from the sale of the Certificates will be used for the purpose of providing for the payment of contractual obligations to be incurred in connection with the design, planning, acquisition, construction, equipping, expansion, repair, renovation, and/or rehabilitation of certain City-owned public property, including (1) park and golf course improvements; (2) downtown revitalization improvements including streets, sidewalks, lighting, and property acquisition; (3) street repairs; (4) improvements to municipal buildings; (5) Public Works department equipment; (6) emergency department vehicles and equipment and (7) payment of contractual obligations for professional services in connection with the issuance of the Certificates.					

Payments are Tax Supported Debt

2019 Principal - \$615,000

2019 Interest - \$147,950

### Debt Service Schedule - CO Series 2016

Fiscal Year	Principal	Interest	Debt Service
2019-2023	4,025,000	590,250	4,615,250
2024-2028	1,310,000	281,800	1,591,800
2029-2033	805,000	139,150	944,150
2034-2036	350,000	24,675	374,675
Total	6,490,000	1,035,875	7,525,875



# CAPITAL PROJECTS

The City of Kingsville considers Capital Projects those that may take the City multiple years or multiple resources to complete. Resources include labor (in-house or outside), materials, products, assembly or construction costs that are included in the long-term asset costs. The following is a list of the proposed and on-going Capital Projects for the City of Kingsville.

001 - GENERAL FUND		
Project Description	Budgeted Amount	Purpose
Remote Support Software	\$10,247.00	Allow City IT to remotely monitor, troubleshoot, and repair city devices
Nimble storage array expansion lease (5 year)	\$9,792.00	Increase available storage to accommodate growing data that must be retained
Replacements for end-of-life firewalls – 3-year split	\$7,335.00	Secure the city network against internet based threats
Operative IQ-EMS Medication & Supply software & hardware	\$27,635.00	Adequately track/monitor narcotics utilized by EMS
Restoration & preservation project - Phase 3 of 5	\$22,000.00	Preserve City documents for future use.
Splash pad fencing	\$15,000.00	Preserve the investment of the Splash Pad
Golf Chemical storage container	\$10,000.00	Employee safety and mediate environmental concerns

\$102,009.00

FUND 005 - POLICE SEIZURE		
Project Description	Budgeted Amount	Purpose
Power Edge Servers & 30TB Storage Array Project	\$18,131.00	Provide a needed upgrade to network infrastructure to support growing needs
Systems and network support for 1 year	\$12,000.00	Provide assistance with network configuration and management to PD IT staff
SWAT Bearcat Vehicle	\$300,000.00	Purchase a Bearcat vehicle for SWAT officers
World Wide K9	\$14,673.00	Add a 2 K9 that will assist with Police Operations
(5) 2019 Chevy Tahoes with equipment	\$298,586.00	Replace vehicles that have reached end of life and thus improving police response
Computers	\$10,000.00	Provide a refresh of employee workstations
Nimble Storage	\$35,000.00	Increase available storage to accommodate growing data that must be retained.

\$688,390.00

## CAPITAL PROJECTS

### 033 - CO SERIES 2016 - GENERAL

Project Description	Budgeted Amount	Purpose
Internet Connectivity for Health Department	\$13,750.00	Provide adequate internet and phone to the Health Department
Kiosk partial funding	\$17,500.00	Partial funding for payment Kiosk
Ferrara Fire Apparatus Pumper	\$600,000.00	Replace a 20-year old engine that has reached its end of life and thus improving fire response.
Brookshire pool decking	\$60,000.00	Fix tripping hazards that exist around the pool while giving the decking a fresh clean look
Downtown Revitalization	\$200,000.00	For sidewalk and lighting repairs
City Hall Complex Landscape	\$116,372.00	Beautification of City Hall property
Parks City Greens - Phase 1	\$150,000.00	Phase 1 of Downtown Park located next to City Hall
Playground Equipment	\$145,000.00	Quality of life enhancements
Brookshire pool Renovations	\$110,000.00	Quality of life enhancements
Dog Park	\$90,000.00	1st Official Dog Park in Kingsville to be located at DKP

\$1,502,622.00

### 051 - UTILTIY FUND

Project Description	Budgeted Amount	Purpose
125 HP Well Motor	\$25,000.00	Water well maintenance
800 GPM Well Pump	\$12,000.00	Water well maintenance
750 GPM Booster Pump	\$10,000.00	Booster pump replacement
Lift Station Panel	\$13,000.00	Replace panel due to corrosive environment

\$60,000.00



## CAPITAL PROJECTS

054 - UTILIY FUND CAPITAL PROJECTS		
Project Description	Budgeted Amount	Purpose
CIP-Replace 6" Line on W Yoakum from Armstrong to Jackson	\$32,400.00	Replacing aging cast iron water lines
CIP-Replace 6" on Retama Dr. Cypher to Santa Gertrudis	\$13,320.00	Replacing aging cast iron water lines
CIP-4" on Lott between 17th & 18th C.I. 400'	\$12,000.00	Replacing aging cast iron water lines
FY 18-19 Ground Storage Tank Repair #23	\$125,000.00	Replaces existing galvanized tank
Water Well Rehab	\$40,000.00	Preventive maintenance to clean and inspect well
Water Endpoints-covered at 75% warranty	\$60,000.00	Replace failed endpoints
CIP-Ground Storage Tank Replacement - #19	\$152,300.00	Replace existing deteriorated gates
CIP-South Plant Effluent Line (Second Clarifier)	\$160,746.00	TCEQ size requirement
(2) Stainless Steel Isolation Gates	\$100,000.00	Replace existing broken gates
Polyblen Polymer Feed Unit	\$9,234.00	Replace polymer injection unit for wedge wires
	\$705,000.00	
<b>Total Capital Projects</b>	<b><u><u>\$3,058,021.00</u></u></b>	



# MASTER FEE SCHEDULE

FEES	ORDINANCE	PROPOSED
<b>GENERAL FUND</b>		
<b><u>FIRE DEPARTMENT</u></b>		
(Ord. 2006-07, passed 3-6-06; Ord. 2010-20, passed 7-26-2010, eff. 8-11-2010)		
Apparatus. The following fees for fire apparatus shall be charged for operations response:		
1. Class A pumper, per hour	\$550.00	
2. Aerial apparatus, per hour	\$800.00	
3. Tanker apparatus, per hour	\$375.00	
4. Attack truck, per hour	\$375.00	
5. Heavy rescue truck, per hour	\$500.00	
6. Command unit, per hour	\$250.00	
7. Rescue boat, per hour	\$250.00	
8. Rehab unit, per hour	\$100.00	
9. Staff vehicle, per hour	\$75.00	
10. Rehab, per hour	\$75.00	
11. Fire/medic ATV, per hour	\$150.00	
12. Brush	\$350.00	
Personnel. The following fees for certified personnel shall be charged for operations response:		
1. Firefighter, per hour	\$40.00	
2. Haz-mat tech, per hour	\$40.00	
3. Haz-mat operations level, per hour	\$50.00	
4. Haz-mat awareness level, per hour	\$35.00	
5. Fire inspectors, per hour	\$75.00	
6. Fire investigators, per hour	\$75.00	
7. Dive team, per hour	\$200.00	
8. Incident commander, per hour	\$75.00	
Haz-mat. The following fees for haz-mat supplies shall be charged for operations response:		
1. Absorbent, per bag	\$20.00	
2. Drum liners, each	\$15.00	
3. Lite-Dri, per 50 lb bag	\$200.00	
4. Top-Sol, per bag	\$50.00	
5. Barricade tape, per roll	\$20.00	
6. Poly sheeting, per roll	\$50.00	

## MASTER FEE SCHEDULE

FEES	ORDINANCE	PROPOSED
7. Plug and patch kit, each	\$30.00	
8. Disposable coveralls, each	\$30.00	
9. Latex gloves, pair	\$5.00	
10. Disposable goggles, pair	\$15.00	
11. Booms, each	\$100.00	
12. Shovel, each	\$50.00	
Protective equipment replacement. The following fees for damaged or contaminated protective equipment shall be charged for operations response:		
1. Helmet, each	\$350.00	
2. Nomex hood, each	\$25.00	
3. Bunker coat, each	\$650.00	
4. Bunker pants, each	\$650.00	
5. FF boots, each	\$120.00	
6. FF gloves, each	\$45.00	
Firefighting agents. The following fees for specialized fire protection supplies shall be charged for operations response:		
1. AFFF foam, per gallon	\$35.00	
2. Class A foam, per gallon	\$35.00	
3. Light water, per gallon	\$20.00	
4. Super-all, per gallon	\$20.00	
5. Micro-blaze, per gallon	\$35.00	
Firefighting equipment replacement. The following fee for damaged or contaminated equipment shall be charged for operations response:		
1. Hose 1.0" (each 50')	\$101.00	
2. Hose 1.75" (each 50')	\$115.00	
3. Hose 2.5" (each 50')	\$145.00	
4. Hose 3.0" (each 50')	\$225.00	
5. Hose 5.0" (each 100')	\$685.00	
6. Hose 1.0" booster (each 50')	\$270.00	
7. SCBA air mask (each)	\$240.00	
8. SCBA air pak complete (each)	\$2,300.00	
9. SCBA spare cylinders (each)	\$990.00	
10. 12' roof ladder (each)	\$275.00	
11. 14' roof ladder (each)	\$335.00	
12. 24' extension ladder (each)	\$525.00	
13. 35' extension ladder (each)	\$925.00	
14. A-frame combo ladder (each)	\$414.00	

## MASTER FEE SCHEDULE

FEES	ORDINANCE	PROPOSED
15. PASS alarm (each)	\$200.00	
16. portable radio (each)	\$2,500.00	
17. Fog nozzle 1.5—1.75" (each)	\$625.00	
18. Fog nozzle 1.0" (each)	\$510.00	
19. Fog nozzle 2.5" (each)	\$680.00	
20. Fog nozzle 2.5" Playpipe (each)	\$1,095.00	
21. Fog nozzle 2.5" Master (each)	\$825.00	
22. Stacked tips with shaper (each)	\$566.00	
23. Deluge monitor without pie and tips (each)	\$2,080.00	
24. Foam aerator tube (each)	\$396.00	
25. 8' attic folding ladder (each)	\$230.00	
26. 10" attic folding ladder (each)	\$255.00	
Rescue equipment used. The following fees for rescue equipment used shall be charged for operations response:		
1. Spreaders, per hour	\$225.00	
2. Cutters, per hour	\$225.00	
3. Ram(s), per hour	\$225.00	
4. Porta power, per hour	\$85.00	
5. Ajax cutting tool, per hour	\$35.00	
6. Acetylene cutting kit, per hour	\$185.00	
7. Milwaukee saws-all, per hour	\$65.00	
8. Air impact tools, per hour	\$85.00	
9. Oxygen with mask, per hour	\$90.00	
10. Air bags, per hour	\$275.00	
Fire equipment used. The following fees for fire equipment used shall be charged for operations response:		
1. Camera with pictures (each set)	\$35.00	
2. Cellular phone w/long distance charge	\$25.00	
3. Command light	\$250.00	
4. Tripod light (each)	\$25.00	
5. Hand lights (each)	\$15.00	
6. Water extinguisher (each)	\$15.00	
7. ABC extinguisher (each)	\$60.00	
8. CO2 extinguisher (each)	\$75.00	
9. Purple K extinguisher (each)	\$100.00	
10. Chain saw (per hour)	\$75.00	
11. Rescue (K-12) saw (per hour)	\$75.00	
12. Generator (per hour)	\$50.00	
13. PPV fans (per hour)	\$50.00	
14. Halligan tool	\$40.00	
15. Bolt cutters (HD)	\$20.00	

## MASTER FEE SCHEDULE

FEES	ORDINANCE	PROPOSED
16. Salvage covers (each)	\$40.00	
17. Hall runner (each)	\$20.00	
18. Rolls of plastic (each)	\$40.00	
19. Gas plug/gasoline plug kit	\$50.00	
20. Gas meter; CO meter; Thermal meter	\$200.00	
21. SCBA cylinder/bottle (each)	\$1,000.00	
22. Refill SCBA bottle (each)	\$15.00	
23. Barricade/scene tape	\$20.00	
24. Tank, portable/fold-a-tank	\$150.00	
25. Flappers/fire brooms (each)	\$15.00	
26. K-tool	\$35.00	
27. Stokes basket w/bridle	\$100.00	
28. Windshield tool	\$20.00	
29. Kendrix extrication device	\$150.00	
30. SCBA Pack	\$5,500.00	
<b>Fire Prevention Code Permit Schedule</b>		
(Ord. 2002-27, passed 10-14-02; Ord. 2004-24, passed 8-23-04; Ord. 2005-24, passed 7-11-05)		
Airports, Heliports and Helistops	\$ 59/year	
Assembly, A-1 or A-2	\$70/year	
Bowling pin and bowling alley resurfacing and refinishing	\$62/insp.	
Cellulose nitrate motion picture film	\$52.50/year	
Cellulose nitrate plastic (pyroxylin)	\$52.50/year	
Churches (one-time fee - no day care facility on premises)	67.00	
Combustible fibers (storage and handling)	\$87/year	
Compressed gas	\$64/year	
Cryogenic fluids	\$64/year	
Dry cleaning plants/laundry mats	\$70/year	
Explosives, blasting agents and ammunition	\$93/year	
Fire/arson reports	\$4/page	
Fire alarm systems (required 15,000 sq. ft. zones)	\$37/zone)	
Flammable and combustible liquids	\$71/year	
Flammable finishes	\$70/year	
Foster homes/group homes	\$40/year	
Fumigation and thermal insecticide fogging	\$315/year	
Hazardous chemicals	\$87/year	
High piled combustible stock (>12' high)	\$63/year	
High rise life safety system (testing before issuance of C. of O.)	\$166/test	
Liquefied natural gas	\$63/year	
Liquefied petroleum gas	\$63/year	
Lumber storage	\$63/year	
Magnesium	\$25/year	

## MASTER FEE SCHEDULE

FEES	ORDINANCE	PROPOSED
Mechanical refrigeration	\$30/year	
Organic coatings	\$64/year	
Ovens	\$32.50/year	
Places of assembly	\$58/year	
Pressure test	\$56/visit	
Pulverized particles (dust)	22.50/year	
Repair garages	60.00 annually	
Restaurants (facilities that accommodate 100 or less occupants)	40.00 annually	
Tank vehicles for flammable and combustible liquids	40.00 annually	
Tents and air supported structures	70.00 annually	
Tire rebuilding plant	40.00 annually	
Underground/aboveground fuel tanks (installation and/or removal)	56.00 (per insp.)	
Wrecking yard, junkyard or waste handling	40.00 annually	
Fireworks display (aerial)	185.00 (per display)	
Fireworks display (Non-aerial)	109.00 (per display)	
Open burning (See 3 below)	93.00 per day	
Automatic sprinklers, standpipes and fire lines (testing) per riser	55.00 annually	
Extinguishing systems per system	44.00 annually	
Fire alarms systems (per floor)	37.00 per floor	
Hospital and nursing homes	1.20 (per bed)	
Day care facilities (or similar short term occupancies)	40.00 annually	
A special \$25.00 special handling fee is required if an inspector must handle the permit inspection in such a way as to interfere with his regular scheduled duties or if less than 24 hour notice is given for an inspection.		
<b>Other Fees:</b>		
Ambulance Driver/Attendant Permit (Ord. 2005-34, passed 9-12-05)	\$25	

## MASTER FEE SCHEDULE

FEES	ORDINANCE	PROPOSED
Ambulance Operator Permit (Ord. 2005-34, passed 9-12-05)	\$500 plus \$100 for each ambulance requested	
Ambulance Re-inspection Fee (Ord. 2005-34, passed 9-12-05)	\$25	
Fire/Ambulance Reports (1962 Code, § 7-6-1; Ord. 88017, passed 8-22-88)	\$10 up to three pages. \$2 for each additional	
Street Use Fee (Ord. 2005-34, passed 9-12-05)		
Operators that have been issued an ambulance operator permit to operate an ambulance upon the streets within the city shall pay the City each three-month period, as an ambulance street use fee, an amount equal to one hundred dollars (\$100.00) times the number of vehicles authorized by a current and valid permit; however, the maximum street use fee shall not exceed five hundred dollars (\$500.00) each three-month period. The number of vehicles in service by a permit holder shall not exceed the maximum number of vehicles authorized to be operated under such a permit. The annual street use fee shall be paid in four (4) payments as follows: On or after January 1 and before January 10; on or after April 1 and before April 10; on or after July 1 and before July 10; on or after October 1 and before October 10. Street use fees are not refundable.		
<b><u>GARBAGE FEES</u></b>		
(1962 Code, § 8-5-18; Ord. 87025, passed 9-28-87; Ord. 90017, passed 3-30-90; Ord. 92018, passed 9-28-92; Ord. 97031, passed 9-22-97; Ord. 99040, passed 11-15-99; Ord. 20018, passed 9-25-00; Ord. 2001-19, passed 8-27-01; Ord. 2003-21, passed 9-18-03; Ord. 2004-14, passed 6-14-04; Ord. 2008-10, § I, passed 2-11-08; Ord. 2009-01, § I, passed 1-12-09)		



**MASTER FEE SCHEDULE**

<b>FEES</b>	<b>ORDINANCE</b>	<b>PROPOSED</b>
For each single-family residential, duplex, and multifamily residential (includes apartments of 3—4 units) the charge shall be \$21.00 per month for collections, to be paid by the occupant or person arranging water service for such residence or living unit. Occupants desiring more than one roll out container shall be charged an additional \$21.00 for each additional container. The fees set for other than residential shall be charged as follows. All commercial (includes hotels, motels, apartment buildings over 4 units, and all others not meeting any other category) collections in the city shall pay the following charges: Customers shall be charged a fee of \$35.00 per month for each roll-out container for collections. Customers who require a city container other than a roll-out container shall be charged a fee as determined by the size of the container and number of collections per week. All commercial customers who are within one-quarter of a mile outside of the city limits who receive		
Number of Weekly Collections	Container-3 yd	
1	\$62.00	
2	\$115.00	
3	\$162.00	
4	\$210.00	
5	\$262.00	
6	\$314.00	
Number of Weekly Collections	Container-4 yd	
1	\$75.00	
2	\$145.00	
3	\$205.00	
4	\$270.00	
5	\$329.00	
6	\$389.00	

## MASTER FEE SCHEDULE

FEES	ORDINANCE	PROPOSED
Residential customers within the city limits who receive only solid waste services (customers without city water or wastewater services) shall be charged a monthly billing fee of \$20.00 per roll-out container. Residential customers residing within one-quarter of a mile outside of the city limits who receive solid waste services shall be charged \$42.30 per month for collections, to be paid by the occupant or person arranging water service for such residence or living unit. The Solid Waste Supervisor shall authorize service outside the one quarter mile if such service is expedient or practical in relation to truck routes and proximity to existing services. Solid waste service shall be charged a fee as follows: Commercial customers shall be charged a fee of \$76.80 per month for each roll-out container for collections. Commercial customers who require a city container other than a roll-out container shall be charged a fee as determined by the size of the container and number of collections per week.		
Number of Collections Per Week - 1 or 2 containers	Size of Container - 3 yd	
1	\$117.00	
2	\$215.00	
3	\$302.00	
Number of Collections Per Week - 1 or 2 containers	Size of Container - 4 yd	
1	\$140.00	
2	\$270.00	
3	\$380.00	
For each residential or commercial account a landfill charge of \$3.00 per month will be charged.		
<b><u>HEALTH DEPARTMENT</u></b>		
<b>Animal Fees</b>		
Animal Bite (1962 Code, § 6-3-7)		
Running at large or confined animal impoundment	\$25	
Observation/Quarantine (10 days) (\$6 x 10 days of boarding)	\$60	
Daily Boarding Fees		
Dogs & Cats	\$6	
Large Livestock	\$25	
Medium Livestock	\$20	

## MASTER FEE SCHEDULE

FEES	ORDINANCE	PROPOSED
Small Livestock	\$5	
Dangerous Dog Registration Fee (Ord. No. 2009-33, § I, passed 10-26-09)	\$50	
Dog Adoption Fees	\$25	
Cat Adoption Fees	\$20	
Vaccination Fee	\$20 (refundable)	
Small Animal Adoption Fee (chickens, ducks, reptiles, ferrets)	\$10	
Livestock Adoption Fee (goats, pigs, horses, donkeys)	\$50	
Euthanasia Request Fee	\$15	
Excess Dog/Cat Permit (Ord. No. 2009-33, § I, passed 10-26-09)	\$50	
Impoundment Fees (Ord. No. 2009-33, § I, passed 10-26-09; Ord. No. 2015-17, § I, passed 5-26-15)		
1st Occurrence	\$25 plus daily boarding fee of \$6	
2nd Occurrence	\$50 plus daily boarding fee of \$6	
3rd Occurrence - (within a year period)	\$75 plus daily boarding fee of \$6	
Live Animal Trap Rental	\$25 Deposit, Weekly rental/min \$10 for two weeks	
Livestock Impoundment:		
Horse/Cattle	\$50	
Boarding	\$25 daily	
Goats/Pigs	\$25	
Boarding	\$20 daily	
Poultry/Rabbits	\$10	
Boarding	\$5 daily	

## MASTER FEE SCHEDULE

FEES	ORDINANCE	PROPOSED
Prohibited Animal Permit (1962 Code, §6-3-11; Ord. 93006 , passed 4-12-93)	\$50	
<b>Food Inspection/Permit Fees</b>		
Annual Food Service Permits (Ord. 94001, passed 1-10-94; Ord. 200022, passed 11-20-00; Ord. No. 2015-04, § I, passed 1-26-2015, eff. 2-11-2015; Ord. No. 2015-43, § I, passed 11-9-2015, eff. 11-25-2015; Ord. No. 2017-49 passed 10-23-17)		
Food Service Permits	\$150	
Retail Food Stores	\$150	
Mobile Units	\$175	
Seafood & Produce Peddler	\$125	
Late Fee (annual permits for Food & Retail Establishments Only)	\$50	
Temporary Food Event Permit	\$30	
Temporary Food Event (non-profit)	\$20	
Food Handling Certification (Ord. 94001, passed 1-10-94; Ord. 2007-02, § I, passed 1-8-07; Ord. No. 2015-04, § I, passed 1-26-2015, eff. 2-11-2015)		
Regular food handler card (individuals)	\$15 for two years	
Fundraiser food handler card (non-profits)	\$25 for two years	
Fruit & Vegetable Peddler Permit Fee (Ord. No. 2017-49, passed 10-23-17)	\$125	
Health Inspection Fee (1962 Code, § 8-10-3; Ord. 89036, passed 9-11-89; Ord. 200022, passed 11-20-00)	\$100	
Health Inspection Fee for charitable, civic, educational, or religious organizations registered with the Secretary of State or possessing an Internal Revenue Service tax exempt status (1962 Code, § 8-10-3; Ord. 89036, passed 9-11-89; Ord. 200022, passed 11-20-00)	\$10	
Meat Inspection Fees (1962 Code, § 8-4-5)		
Per head of cattle/swine	\$1	
Per head of small animals, sheep and goats	\$0.50	
Beef cattle weighing less than 400 lbs. shall be classified as small animals		

## MASTER FEE SCHEDULE

FEES	ORDINANCE	PROPOSED
Sale of Meat Permit (1962 Code, § 8-4-5)	\$25 annually	
<b>Other Fees:</b>		
Foster Home/Group Home Inspection Fees (Ord. No. 2015-03, § I, passed 1-26-2015, eff. 2-11-2015)		
Inspection Fee	\$50	
Re-inspection Fee	\$50	
Peddlers, commercial solicitors and itinerant merchants permits (Ord. 200016, passed 9-25-00; Ord. 2004-21, passed 8-9-04). An annual permit may be issued to a year-round business in lieu of the permit provided for above, and the fee for such annual permit shall be \$275.00.	\$25 for 30 day increments	
<b><u>LANDFILL FEES</u></b>		
(1962 Code, § 8-5-18; Ord. 92018, passed 9-28-92; Ord. 93023, passed 10-25-93; Ord. 95020, passed 9-11-95; Ord. 95031, passed 11-27-95; Ord. 99019, passed 5-10-99; Ord. 200019, passed 10-9-00; Ord. 2001-20, passed 9-10-01; Ord. 2002-13, passed 5-7-02; Ord. 2011-04, passed 2-14-2011, eff. 3-2-2011)		
(1), Occupants presenting proper identification with a picture I.D. and a current utility bill for residential premises within the city limits, who dispose of garbage and debris from that premises at the city landfill, shall be charged a rate of \$6.25 for the disposal of garbage and debris up to 500 pounds per trip, and \$6.25 for each additional 500 pounds or fraction thereof.		
(2) Occupants of residential premises outside the city limits, but within the county, who dispose of garbage and debris from that premises at the city landfill, shall be charged \$30.00 for the disposal of garbage and debris up to one ton per trip, and \$7.50 for each additional 500 pounds or fraction thereof. The County of Kleberg shall be charged any applicable state tipping fees, and the fee for disposal of garbage and debris shall be based on the monthly cumulative total of tonnage by precinct at \$25.50 per ton or fraction thereof.		

## MASTER FEE SCHEDULE

FEES	ORDINANCE	PROPOSED
(3) Persons whose primary business is the hauling of waste products from outside Kleberg County shall be charged \$35.00 for the disposal of garbage and debris up to one ton, and \$17.50 for each additional 1,000 pounds of fraction thereof. If the hauler exceeds 250 tons within a calendar month then a reduction of 10% from the standard rate will be applies.		
(4) Persons whose primary business is the hauling of waste products from inside Kleberg County, who dispose of garbage and debris, shall be charged at the rate of \$30.00 for the disposal of garbage and debris up to one ton per trip, and for each additional ton at the rate of \$15.00 per 1,000 pounds or fraction thereof. If the hauler exceeds 250 tons within a calendar month then a reduction of 10% from the standard rate will be applied.		
(5) All other persons shall be charged \$35.00 for the disposal of garbage and debris up to one ton per trip, and for each additional ton at the rate of \$17.50 per 1,000 pounds or fraction thereof.		
Concrete Disposal		
Pick-Up Truck	\$5/load	
5 Cubic Yards	\$15/load	
15 Cubic Yards	\$45/load	
20 Cubic Yards	\$100/load	
Tire Disposal		
Passenger Tires (13,14,15,16) or Small	\$2.50 ea.	
Commercial Tires (17 - 28.5)	\$4.25 ea.	
Implement & Tractor Tires (Larger than 28.5)	\$15 ea.	
<b><u>LEGAL DEPARTMENT</u></b>		
<b>Charges for Providing Copies of Public Information:</b>		
Labor Charge	\$15/hr.	
Microfiche/Microfilm Charge	\$0.10/page	
Nonstandard Copy		
Diskette	\$1	
Magnetic Tape	Actual Cost	
Data Cartridge	Actual Cost	
Tape Cartridge	Actual Cost	
Rewritable CD (CD-RW)	\$1	

## MASTER FEE SCHEDULE

FEES	ORDINANCE	PROPOSED
Non-Rewritable CD (CD-R)	\$1	
DVD	\$3	
JAZ Drive	Actual Cost	
Other Electronic Media	Actual Cost	
VHS Video Cassette	\$2.50	
Audio Cassette	\$1	
Oversize Paper Copy	\$0.50	
Specialty Paper	Actual Cost	
Overhead Charge	20% of Labor Costs	
Programmer Charge	\$28.50/hr.	
Standard Paper Copy	\$.10/page	
<b><u>L.E. RAMEY GOLF COURSE</u></b>		
(Ord. No. 2014-64, § I, passed 9-22-14; Ord. No. 2015-10, § I, passed 3-23-15, eff. 4-8-15, Ord. No 2018-35, passed 06-25-18)		
<b>College Student Fees:</b> Golf course green fees for persons in the classification of a college student. Golf course green fees for persons in the classification of College Student (non-refundable) can receive twenty percent (20%) discount off the Daily Green Fees.		
<b>Daily Green Fees:</b> Golf course green fees for persons 18 year of age or older.		
18 Holes of Play:		
Weekends and holidays	\$17.00	
Weekends and holidays with 1/2 cart fee	\$25.25	
Weekend twilight with 1/2 cart fee	\$20.25	
Weekdays	\$15.00	
Weekdays with 1/2 cart fee	\$23.25	
Weekdays twilight with 1/2 cart fee	\$19.25	
9 Holes of Play:		
Weekends and holidays	\$12.00	
Weekends and holidays with 1/2 cart fee	\$15.75	
Weekdays	\$10.00	
Weekdays with 1/2 cart fee	\$14.75	
<b>Junior Fees:</b> Golf course green fees for persons in classification of junior.		

## MASTER FEE SCHEDULE

FEES	ORDINANCE	PROPOSED
18 Holes of Play:		
Weekdays	\$8.00	
Weekdays: with 1/2 cart fee	\$15.25	
9 Holes of Play:		
Weekdays	\$6.00	
Weekdays with 1/2 cart fee	\$12.25	
<b>Military Fees:</b> Golf course green fees for persons in the classification of Military. Golf Course green fees for persons in the classification of Military (non-refundable) can receive a twenty percent (20%) discount off the Daily Green Fees.		
<b>Senior Fees:</b> Golf course green fees for persons 62 years of age or older.		
18 Holes of Play:		
Weekdays	\$11.00	
Weekdays with 1/2 cart fee	\$20.25	
9 Holes of Play:		
Weekday & Weekend w/cart fee		
<b>Annual membership fees:</b> Annual membership entitles customer to unlimited green fees for 365 days from date of purchase.		
Annual individual membership rate	\$850	
Family Membership Fee (2 adults & 2 children (17 and under))	\$1,200	
Junior annual membership rate	\$460	
College student annual membership rate	\$520	
Military annual membership rate	25% off annual individual membership fee	
<b>6 month membership fees:</b> 6 month membership entitles customer to unlimited green fees for 180 days from date of purchase.		
6 month individual membership rate	\$450	
Family Membership Fee (2 adults & 2 children (17 & under))	-	
<b>Junior Membership Fees</b>		
1 month junior membership fee		
3 month junior membership fee		
6 month junior membership fee		
1 year junior membership fee		



## MASTER FEE SCHEDULE

FEES	ORDINANCE	PROPOSED
<b>Monthly membership fees:</b> Monthly membership entitle player to unlimited green fees for 30 days from date of purchase.		
Monthly individual membership rate	\$96	
Monthly individual and spouse joint membership rate	\$155	
Monthly junior membership rate	\$65	
<b>Annual cart fee and green fee:</b> Annual cart fee is per player and entitles player to unlimited carts for 365 days from date of purchase and unlimited green fees for 365 days from date of purchase.		
Annual individual cart fee and green fee	\$2,500	
Annual individual & spouse joint cart fees and green fee	\$3,190	
<b>Cart rental fee</b>		
18-Holes	\$11 per player	
9-Holes	\$7 per player	
<b>Monthly cart fee and green fee:</b> Monthly cart fee is per player and entitles player to unlimited carts for 30 days from date of purchase and unlimited green fees for 30 days from date of purchase.		
Monthly individual cart and green fee	\$185	
Monthly individual & spouse joint cart and green fee	\$360	
<b>Private cart trail fee:</b> This fee is for use of a private golf cart by the owner of the private cart, the owner's spouse or qualified junior and up to one additional rider ( limited to a total of two riders), authorized by owner. Fee is valid for 365 days from date of purchase.		
Daily private cart trail fee	\$7.50	
<b>Monthly locker fee:</b> Monthly locker fee is per player and entitles player to use of a locker for 30 days from date of purchase.		
Monthly individual locker fee	\$30	
<b>Locker Fees (Proposed)</b>		
Individual Locker Fee - 3 Months	\$75	
Individual Locker Fee - 6 months	\$120	
Individual Locker Fee - 1 year	\$180	
<b>Daily golf club rental fee:</b> Daily golf club fee is per player and entitles player to use of a set of golf clubs.		
Daily golf club rental fee	\$15	

## MASTER FEE SCHEDULE

FEES	ORDINANCE	PROPOSED
<b>Monthly driving range membership fee:</b> Monthly driving range membership entitles player to unlimited driving range fees for 30 days from date of purchase.		
Monthly individual membership rate	\$80	
<b>Driving Range Fee (Proposed)</b>		
Individual Fee - 3 months	\$90	
Individual Fee - 6 months	\$120	
Individual Fee - 1 year	\$200	
<b>Range ball bucket fee:</b> Range ball bucket fee entitles player to the use of the bucket of balls once.		
XL Bucket	\$15	
Large bucket (135 balls)	\$10	
Medium bucket (75 balls)	\$7	
Small bucket (35 balls)	\$5	
<b><u>MUNICIPAL COURT FEES</u></b>		
<b>Motion for Nolle Prosequi Administrative Fee</b> (Ord. 95013, passed 6-12-95)	\$250 max	
<b>Technology Fee</b> (Ord. 99032, passed 10-25-99)	\$4	
<b><u>PARKS &amp; RECREATION</u></b>	-	-
<b>Ball Fields</b>		
Hourly with No Lights	\$3	\$10
Hourly with Lights	\$15	\$15
<b>Bandstand Rental</b>	\$75/day	\$50/day
	\$35 Dep.	\$25 Dep.
<b>BBQ Building</b>		
Rental	\$50	\$50
Deposit	\$35	\$35
<b>Brookshire Pool</b>		
Open Swim		\$4
Classes		\$3
Party Rental		\$40/hr.
		\$100 dep.

## MASTER FEE SCHEDULE

FEES	ORDINANCE	PROPOSED
Lifeguard Fee per hour (per guard)		\$15/hr.
Family rate 5+ for registered families/Group rate 25+		\$3
Season Pass June 1 <sup>st</sup> thru End of Season		
Individual		\$100
Family		\$200
Punch Card 7 swims for price of 5 - Individual		\$20
Punch Card 13 swims for price of 10 – Family		\$40
All Inclusive pass (open, lap and exercise) - Individual		\$130
All Inclusive pass (open, lap and exercise) - Family		\$250
<b>Downtown Pavilion</b>		\$75/day
		\$35 Dep.
<b>Electricity at Parks</b>	\$15/4 hours	(Remove)
<b>Entire Ball Field Complex (per day)</b>		
Complex		\$1,200
Deposit	\$300	\$600
<b>Leagues (Per Season/Per Player)</b>		
Youth Leagues		\$3
Adult Leagues		\$125/team
Lights - per hour		\$15
Deposit		\$100
<b>Monthly Vendor Permitting Fee</b>		
Vendor (Food/Non-Food)		\$40
<b>Multi-purpose Field/Open Space</b>		
Field Rental		\$25
Lights - per hour (if available)		\$50
Deposit		\$15
<b>Pavilion Rental</b>	\$75/day	\$50/day
	\$35 Dep.	\$50 Dep.
<b>Recreation Hall</b>		
Per Day on Weekend	\$200	\$300
Per Hour on Weekdays	\$25	\$30
Deposit	\$50	\$100
Technology Deposit (mic, projector and remote)		\$15-\$25
<b>Shelter Rental (Neighborhood parks &amp; DKP)</b>		\$25/4 hrs.

## MASTER FEE SCHEDULE

FEES	ORDINANCE	PROPOSED
		\$15/dep.
<b>Special Use/Special Event</b>		
Discretion of PARD Director	Not to exceed \$300 per day	
<b>Tournaments</b>		
Per Day/per Field	\$25 + \$15/hr. lights	\$150
Per Day Concession Fee per Complex	\$50	\$50
Deposit per Complex		\$100
Gate Fee Charge		\$250
<b><u>PERMITS &amp; LICENSES</u></b>		
-		
<b>Alley, Streets and Pavement Cuts</b>		
(1962 Code, § 9-2A-1; Ord. 85027, passed 9-23-85; Ord. 200022, passed 11-20-00)		
Driveway/Curb Out Permit	\$15	
Sidewalk/Curb/Gutter	\$10 per lot	
<b>Amusement Redemption Machine Permit Fees:</b>		
(Ord. 2002-26, passed 10-14-02; Ord. 2003-01, passed 2-10-03; Ord. 2003-19, passed 9-18-03)		
Number of Machines Located on premises	Amusement Redemption Machine Premises Permit Fee	
1—3	\$200.00	
4—10	\$7,500.00	
4—10 (IRS 501(c)(3))	\$3,750.00	
11—20	\$15,000.00	
21—30	\$22,500.00	
31—40	\$30,000.00	
41—50	\$37,500.00	
51—60	\$45,000.00	
61—70	\$52,500.00	
71—80	\$60,000.00	
Each additional 1—10 machines	add \$7,500	

## MASTER FEE SCHEDULE

FEES	ORDINANCE	PROPOSED
<b>Amusement Redemption Machine Permit</b> (Ord. 2002-26, passed 10-14-02; Ord. 2003-01, passed 2-10-03; Ord. 2003-19, passed 9-18-03)	\$200	
<b>Board of Electricians Special Meeting Fee</b> (1962 Code, § 4-4-4; Ord. —, passed 8-16-51; Ord. 90014, passed 3-12-90; Ord. 93015, passed 6-28-93; Ord. 95012, passed 6-12-95; Ord. 2004-11, passed 6-14-04; Ord. 2006-16, passed 4-17-06)	\$150	
<b>Certificate of Occupancy (Interim)</b> - \$3 per day for first 30 days, \$6 per day for second 30 calendar days and \$10 per day for each calendar day thereafter. (Ord. 99018, passed 3-22-99; Ord. 200022, passed 11-20-00; Ord. 2001-32, passed 12-17-01)		
<b>Certificate of Occupancy (Permanent)</b> - \$25 plus \$15 for each additional floor. (Ord. 99018, passed 3-22-99; Ord. 200022, passed 11-20-00; Ord. 2001-32, passed 12-17-01)		
<b>Charitable Solicitation Application Fee</b> (Ord. 2004-21, passed 8-9-04; Ord. 2010-29, passed 9-13-2010, eff. 9-29-2010; Ord. 2017-03, § I, passed 1-23-17)	\$25	
<b>Contractor/Builder License Fee</b> (1962 Code, § 4-1-3; Ord. 99018, passed 3-22-99; Ord. 200022, passed 11-20-00; Ord. 2001-32, passed 12-17-01; Ord. 2010-27, passed 9-7-2010, eff. 9-25-2010)	\$90 annually	
<b>Electrician Registration</b> (1962 Code, § 4-4-6; Ord. —, passed 8-16-51; Ord. 92015, passed 8-24-92; Ord. 93008, passed 4-12-93; Ord. 95012, passed 6-12-95; Ord. 200022, passed 11-20-00; Ord. 2001-10, passed 2-26-01; Ord. 2004-11, passed 6-14-04; Ord. 2006-16, passed 4-17-06; Ord. 2013-17, § I, passed 4-8-2013)		
<b>Electrical Permit Fees</b> (1962 Code, § 4-4-6; Ord. —, passed 8-16-51; Ord. 92015, passed 8-24-92; Ord. 93008, passed 4-12-93; Ord. 95012, passed 6-12-95; Ord. 200022, passed 11-20-00; Ord. 2001-10, passed 2-26-01; Ord. 2004-11, passed 6-14-04; Ord. 2006-16, passed 4-17-06; Ord. 2013-17, § I, passed 4-8-2013)		
Circuits	\$2.00	
Fixtures	\$0.30	

## MASTER FEE SCHEDULE

FEES	ORDINANCE	PROPOSED
Motors, one hp and smaller	\$1.25	
Motors, one to five hp	\$3.75	
Motors, five to ten hp	\$4.75	
Motors, ten to 25 hp	\$7.25	
Motors, over 25 hp	\$10.00	
Electrical Services:		
Temporary	\$10.00	
100 amps or less	\$7.00	
101 to 200 amps	\$9.50	
201 to 400 amps	\$17.00	
401 to 1,000 amps	\$25.00	
1,001 to 1,600 amps	\$30.00	
Over 1,600 amps	\$32.00	
Each additional meter	\$8.00	
Sub-feeders (commercial only):		
100 amps or less	\$7.00	
101 to 200 amps	\$9.50	
201 to 400 amps	\$17.00	
401 to 1,000 amps	\$25.00	
1,001 to 1,600 amps	\$30.00	
Over 1,600 amps	\$32.00	
Transformers:		
0—10 kw	\$6.00	
Each additional kw or fraction thereof	\$0.40	
Heaters, 5 kw and less	\$12.00	
Each additional kw or fraction	\$0.40	
Equipment:		
Motion picture projectors	\$15.00	
X-ray, cat-scan, etc.	\$15.00	
Elevators/escalators	\$15.00	
Gasoline pump	\$10.00	
Swimming pool, sauna or hot tub	\$15.00	
Welding machines	\$10.00	
Other	\$10.00	
Central heat or air conditioning:		
Up to 3 hp	\$5.00	
Over 3 hp per hp or fraction	\$1.00	

## MASTER FEE SCHEDULE

FEES	ORDINANCE	PROPOSED
Re-inspection fee	\$25.00	
Permit issuing fee for issuing all permits, with the exception of meter inspection requests	\$5.00	
Existing facility inspection fee:		
Residential meter inspection	\$20.00	
Nonresidential meter inspection	\$20.00	
Investigation fee	Permit Fee	
After hours inspection fee	25.00 per hour, two hour minimum	
Permit fees for remodeling, repairs or alterations to existing buildings costing in excess of \$100.00	\$.04 per sq foot	
Permit fees for duplexes, apartments, hotels and motels shall be charged an additional fee of \$10.00 per unit, except as noted above.		
Permit fees for new buildings and additions. All buildings shall be charged a permit fee of \$0.06 per square foot. The minimum fee shall be \$25.00. Duplexes, apartments, hotels and motels shall be charged an additional fee of \$10.00 per unit. Moved buildings or structures. A fee of \$0.10 per square foot shall be charged for the issuance of any permit for a moved building or structure.		
<b>Event Permit Fees</b> (Ord. 2002-19, passed 8-26-02)		
Small Events	\$100	
Large Events	\$150	
<b>Flea Market License</b> (1962 Code, § 5-17-2; Ord. 91007, passed 4-8-91; Ord. 2005-04, passed 1-24-05)		
One to 9 stalls	\$100	
Ten or more stalls	\$500	
<b>Gas Permit Fees</b> (1962 Code, § 4-3-5; Ord. 99013, passed 3-15-99; Ord. 2001-33, passed 12-17-01; Ord. 2012-11, passed 3-8-2012)		
For issuing each permit	\$5	
One to four outlets (inclusive)	\$5	
Each additional outlet	\$1	

## MASTER FEE SCHEDULE

FEES	ORDINANCE	PROPOSED
Conversion burners, floor furnaces, incinerators, boilers, central heating, or air conditioning	\$5	
Each additional	\$1	
Vented wall furnaces and water heaters (first unit)	\$2.50	
Each additional	\$1	
Re-inspection fee	\$5	
<b>House Moving Inspection Fee</b> (1962 Code, § 5-7-9)	\$15	
<b>House Moving Permit</b> (1962 Code, § 5-7-2; Ord. 92030, passed 10-12-92; Ord. 200022, passed 11-20-00)	\$110	
<b>Inspection Fee for Privately Installed Mains:</b>		
Water and sewer lines installed by developers or private contractors for dedications to the city shall be assessed an engineering service fee to defray the cost of plan review, site inspections and acceptance. The charge shall be paid by the developer. The charge shall be based upon the number of linear feet of mains installed. The minimum charge shall be \$10.00 with charges assessed as herein set forth:		
First 100 feet	\$.25 per linear foot	
Next 100 feet	\$.20 per linear foot	
Each foot over 200 feet	\$.10 per linear foot	
(1962 Code, § 8-8-15; Ord. 83029, passed 7-18-83)		
<b>Junkyard License Fee</b> (1962 Code, § 5-12-2; Ord. 85031, passed 9-23-85; Ord. 200022, passed 11-20-00; Ord. 2005-06, passed 1-24-05)	\$500	
<b>Licensed Irrigation Technician/Installer Registration Fee</b> (Ord. 2009-34, § I, passed 11-9-09)	\$75	
<b>Lobbyist Registration Fee</b> (Ord. 2004-10, passed 5-10-04)	\$125	



## MASTER FEE SCHEDULE

FEES	ORDINANCE	PROPOSED
<b>Mechanical Code</b> (1962 Code, § 4-11-2; Ord. 99014, passed 3-15-99; Ord. 200022, passed 11-20-00; Ord. 2001-10, passed 2-26-01; Ord. 2001-31, passed 12-17-01; Ord. 2012-12, passed 3-8-2012)		
Mechanical Licensee Registration Fee	\$55	
Mechanical Licensee Registration Renewal	\$45	
Permit fees; new buildings and additions. All buildings shall be charged a permit fee \$0.04 per square foot. The minimum fee shall be \$10.00. Duplexes, apartments, hotels, and motels shall be charged an additional fee of \$10.00 per unit. Fees shall be based upon the conditioned area of the building. Moved buildings or structures. A fee of \$0.04 per square foot shall be charged for the issuance of any permit for a moved building or structure. Fees shall be based upon the conditioned area of the building.		
<b>Mobile Home Park Application Fee</b> (1962 Code, § 5-9-5; Ord. 89049, passed 11-27-89; Ord. 2003-09, § 15-2-16, passed 4-28-03)	\$50 plus \$5 per existing space located within park.	
<b>Mobile Home Pre-Move Inspection Fee</b> (Ord. 2003-09, § 15-2-21, passed 4-28-03)	\$20	
<b>Nuisance Lot Abatement Admin. Fee</b> (Ord. 2014-08, § I., 3-10-14)	\$150	
<b>Oil/Gas Well Permit</b> (1962 Code, § 4-8-5; Ord. 85035, passed 9-23-85)	\$500	
<b>Oil/Gas Testing Permit</b> (Ord. 2002-30, passed 11-13-02)	\$500 plus \$1000 per linear mile	
<b>Permit fees for new buildings and additions.</b> (1962 Code, § 4-1-7; Ord. 99018, passed 3-22-99; Ord. 200022, passed 11-20-00; Ord. 2001-10, passed 2-26-01; Ord. 2001-32, passed 12-17-01; Ord. 2010-27, passed 9-7-2010, eff. 9-25-2010; Ord. 2014-26, § I, passed 4-23-2014)		
All buildings shall be charged a permit fee	\$.16 per sq foot \$10 minimum	
Duplexes, apartments, hotels and motels	\$10 per unit additional fee	

## MASTER FEE SCHEDULE

FEES	ORDINANCE	PROPOSED
A Construction Site Office shall be charged a permit fee	\$30	
Moved buildings or structures - A fee shall be charged for the issuance of any permit for a moved building or structure.	\$.10 per sq. foot	
Moving buildings or structures - A fee shall be charged for the issuance of any permit for the moving of a building or structure.	\$110	
Demolition of building or structure - A fee of \$75 shall be charged for issuing a permit for the demolition of any building or structure.	\$75	
New fence construction - A fee shall be charged for the plan review and issuance of a fence permit for any new fence construction or significant repair/replacement of over 50% of the existing fence.	\$35	
Plan-review fee - A plan-review fee shall be paid at the time of submitting plans and specifications for review of commercial projects. The plan-review fee shall be equal to 1/2 of the building permit fee as set for in § 107.3 of the International Building Code. Such plan-checking fee is addition to the building permit fee. A Plan Update or Revision fee shall be charged equal to 50% of the original Plan Review fee and shall be payable upon submission of update or revision.		
Starting work without a permit - The fee for starting work without a permit double the amount of the permit.		
Investigation fee - The fee for any investigation required for building construction is equal to the cost of the building.		
After Hours inspection fee - The cost of performing and inspection after regular business hours	\$25/hour 2 hour minimum	
Re-inspection fee - When work performed does not meet the code requirements and a re-inspection is required	\$25 for each re-inspection	

## MASTER FEE SCHEDULE

FEES	ORDINANCE	PROPOSED
Permit fees for remodeling, repair or alterations to existing buildings costing in excess of \$100 shall be charged a permit fee as noted below. Duplexes, apartments, hotels and motels shall be charged an additional fee of \$10 per unit. Permit fees for roof repairs costing in excess of \$100 shall be charged a permit fee of \$0.03 per square foot. (1962 Code, § 4-1-7; Ord. 99018, passed 3-22-99; Ord. 200022, passed 11-20-00; Ord. 2001-10, passed 2-26-01; Ord. 2001-32, passed 12-17-01; Ord. 2010-27, passed 9-7-2010, eff. 9-25-2010; Ord. 2014-26, § I, passed 4-23-2014)		
Valuations of \$1,000 and less - no fee unless inspection required, in which case each inspection shall be charged.	\$20	
Valuations of \$1,001 to \$50,000 - \$20 for the first \$1,000 plus \$5 for each additional thousand or fraction thereof, to and including \$50,000.		
Valuations of \$50,001 to \$100,000 - \$265 for the first \$50,000 plus \$4 for each additional thousand or fraction thereof, to and including \$100,000.		
Valuations of \$100,001 to \$500,000 - \$465 for the first \$100,000 plus \$3 for each additional thousand or fraction thereof, to and including \$500,000.		
Valuations of \$500,001 and up - \$1,665 for the first \$500,000 plus \$2 for each additional thousand or fraction thereof.		
<b>Parade Vendor Permit</b> (Ord. 200016, passed 9-25-00; Ord. 2004-21, passed 8-9-04)		
Each vendor and/or vending unit	\$10	
<b>Plat Filing Fees; recording fees:</b> (Ord. 2014-65, passed 10-13-14)		
Minor Plat	\$100	
Preliminary Plat:		
Up to 0.99 acres:	\$115	
One acre to 4.99 acres:	\$230	
Five acres or more	\$46 per acre	
Final Plat:		

## MASTER FEE SCHEDULE

FEES	ORDINANCE	PROPOSED
Up to 0.99 acres:	\$100	
One acre to 4.99 acres:	\$200	
Five acres or more	\$40 per acre	
Replat:	\$200	
Amending Plat	\$200	
Conceptual Development Plat	\$100	
Vacating Plat	\$50	
Lot Line Adjustment	\$50	
<b>Plumbing Permit Fees</b> (Ord. 200022, passed 11-20-00; Ord. 2001-10, passed 2-26-01; Ord. 2001-30, passed 12-17-01)		
For each issuing permit	\$20	
For each plumbing fixture, floor drain or trap, including water and drainage piping	\$2.50	
For each house sewer	\$5	
For each house sewer having to be replaced or repaired	\$5	
For each cesspool	\$5	
For each septic tank and seepage pit or drain field	\$10	
For each water heater and/or vent	\$2.50	
For installation, alteration or repair of water piping and/or water-treating equipment	\$5	
For repair or alteration of drainage or vent piping	\$5	
For vacuum breakers or backflow protective devices installed subsequent to the installation of the piping or equipment served:		
One to five	\$2.50	
Over five, each	\$1.50	
Investigation Fee	Permit Fee	
Re-inspection Fee	\$25	
Outside City Limits Fee	\$25 plus permit fee	
Permit fees for new buildings and additions. All buildings shall be charged a permit fee \$0.04 per square foot. The minimum fee shall be \$20.00. Duplexes, apartments, hotels and motels shall be charged an additional fee of \$10.00 per unit.		

## MASTER FEE SCHEDULE

FEES	ORDINANCE	PROPOSED
Moved buildings or structures. A fee of \$0.04 per square foot shall be charged for the issuance of any permit for a moved building or structure.		
<b>Recording Fees</b> (Ord. 2014-65, passed 10-13-2014)	\$50 first page/\$40 each additional	
<b>Registration Class</b>		
Master electrician	\$65	
Limited master electrician (sign and elevator)	\$65	
Journeyman electrician	\$40	
Apprentice electrician	\$20	
<b>Sealed Machine Release Fee</b> (Ord. 93007, passed 4-12-93)	\$5	
<b>Sign Permit Fee</b> (Ord. 97041, passed 12-8-97; Ord. 98003, passed 2-23-98; Ord. 98013, passed 7-13-98; Ord. 200022, passed 11-20-00; Ord. 2013-32, § I, passed 7-22-2013)	\$.20 per square foot with minimum of \$15	
<b>Sexually Oriented Business License</b> (Ord. 99035, passed 10-25-99)	\$1,000	
<b>Small Wind Energy Facility Permit</b> (Ord. 2014-24, § I, passed 4-23-2014)	\$100	
<b>Special Use Permits</b> (1962 Code, § 11-6-6)	\$250	
<b>Swimming Pool Contractor License Fee</b> (1962 Code, § 4-12-3; Ord. 99015, passed 3-15-99; Ord. 200022, passed 11-20-00)	\$125 annually	
<b>Swimming Pool Work Permit</b> (1962 Code, § 4-12-3; Ord. 99015, passed 3-15-99; Ord. 200022, passed 11-20-00)	\$10	
<b>Taxicab Fee</b> (1962 Code, § 5-10-23; Ord. 85033, passed 9-23-85; Ord. 200022, passed 11-20-00; Ord. 2005-09, passed 1-14-05)	\$100 annually	

## MASTER FEE SCHEDULE

FEES	ORDINANCE	PROPOSED
<b>Taxicab License Fee</b> (1962 Code, § 5-10-23; Ord. 85033, passed 9-23-85; Ord. 200022, passed 11-20-00; Ord. 2005-09, passed 1-14-05)	\$100 annually per taxicab operated.	
<b>Variance to Prohibition of Sale of Alcoholic Beverages</b> (Ord. 2003-07, passed 4-28-03; Ord. 2003-13, passed 7-18-03; Ord. 2004-20, passed 8-9-04)	\$250	
<b>Vendor Solicitation Certificate of Registration Fee</b> (Ord. 200016, passed 9-25-00; Ord. 2004-21, passed 8-9-04)	\$5	
<b><u>POLICE FEES</u></b>		
<b>Accident Report Fees</b> (1962 Code, §§ 6-17-1, 6-17-2; Ord. 88016, passed 8-22-88; Ord. 89033, passed 9-11-89)	\$6 for up to three pages. \$2 each additional page.	
<b>Bicycle License Fee</b> (1962 Code, § 10-14-3; Ord. 96001, passed 1-8-96)	\$5 annual fee	
<b>False Alarm Fees</b> (1962 Code, § 6-18-4; Ord. 2003-24, passed 9-22-03)		
Any false alarm greater than one in a calendar year	\$40 fee per false alarm.	
<b>Offense Report Fees</b> (1962 Code, §§ 6-17-1, 6-17-2; Ord. 88016, passed 8-22-88; Ord. 89033, passed 9-11-89)	\$10 for up to three pages \$2 each additional page.	
<b><u>ROBERT J. KLEBERG PUBLIC LIBRARY</u></b>		
<b>Faxing &amp; Scanning Services</b>		
Faxing (In Texas)	\$1 first page/\$0.50 additional pages	
Faxing to Toll Free #	\$1 first page/\$0.50 additional pages	
Faxing (Out-of-State)	\$2 first page/\$1 additional pages	

## MASTER FEE SCHEDULE

FEES	ORDINANCE	PROPOSED
Faxing (International)	\$3 first page/\$1 additional pages	
Faxing - Receiving	\$1 first page/\$0.50 additional pages	
Scan to Email	\$1 first 5 pages/\$0.20 additional pages	
Scan to Jump Drive	\$1 first 5 pages/\$0.20 additional pages	
<b>General Services Charges</b>		
Local Resident Initial Card	Free	
Replacement for Lost or Stolen Card	\$3	
Non-Resident Card	\$8	
Family Non-Resident Pack	\$30 for family of 4	
After Initial 4 Cards, Each Additional Card	\$5	
Electronic Services Day Pass	\$1	
Wi Fi Internet with Your Device	Free	
Laminating	\$1 per item	
Proctoring	\$5 per test	
Book Reserve	\$0.25 per book	
Inter-Library Loans	\$3.25 per book	
<b>Maker Space Fees</b>		
3D Printed Objects	\$0.25 per weighed gram	
<b>Notary Public Services Fees</b>		
Protesting a bill or note for non-acceptance or non-payment , register and seal	\$4.00	
Each notice of protest	\$1.00	
Protesting in all other cases	\$4.00	
Certificate and seal to a protest	\$4.00	
Taking the acknowledgment or proof of any deed or other instrument in writing, for registration, including certificate and seal:		
(1) for first signature	\$6.00	
(2) for each additional signature	\$1.00	
Administering an oath or affirmation with certificate and seal	\$6.00	
All certificates under seal not otherwise provided	\$6.00	

## MASTER FEE SCHEDULE

FEES	ORDINANCE	PROPOSED
Copies of all records and papers in the Notary Public's office for each page	\$0.50	
Taking the depositions of witnesses, for each 100 words	\$0.50	
Swearing a witness to a deposition, certificate, seal and other business connected with taking the deposition	\$6.00	
All notarial acts not provided for	\$6.00	
<b>Overdue Fines</b>		
Books	\$0.15 per day	
Magazines	\$0.15 per day	
Audio Books	\$0.15 per day	
Language Recordings	\$0.15 per day	
DVD's	\$0.15 per day	
A/V Equipment	\$3 per day/Stop Limit \$100	
Max. Late Fee	\$5 per Item	
<b>Penalty for A/V Items Returned in Book Drop</b>		
Books with CD	\$3	
DVD's and CDs	\$3	
Play-away Audio Books	\$3	
Language Recordings	\$3	
<b>Penalty for Special Incidents</b>		
Charge for Missing A/V Cases	\$2	
Missing Play-away Headphones	\$2	
Missing Play-away Battery	\$2	
<b>Printing Charges</b>		
Lab Prints	\$0.40 B/W & Color	
Wi Fi Prints	\$0.40 B/W & Color	
Copies	\$0.40 B/W & Color	
Microfilm Copies	\$0.40	
Friends of Library Copies & Prints	\$0.15	
Women's Club Copies & Prints	\$0.15	
<b><u>SANITATION</u></b>		
		-
<b>Adopt-a-Truck</b>		



## MASTER FEE SCHEDULE

FEES	ORDINANCE	PROPOSED
Residential	\$50	
Commercial	\$75	
<b>Special Refuse Fee</b> (Ord. 93005, passed 4-12-93; Ord. 2001-06, passed 2-26-01; Ord. 2008-09, § I, passed 2-11-08)		
\$200 per load plus tipping fees for refuse that does not fit in refuse receptacle and is set out on a day not authorized.		
<b>Special Refuse Fee</b> (Ord. 2008-09, § I, passed 2-11-08; Ord. No. 2010-03, § I, passed 2-8-2010)		
Per load plus tipping fees for heavy brush or yard waste set out during period not designated for collection.	\$200	
<b>Special Refuse Fee</b> (Ord. 2008-09, § I, passed 2-11-08)		
Per load plus tipping fees for bulky items and clean wood waste set out during period not designated for collection.	\$200	
<b>Truck Rental Program</b> (Ord. 2017-53, passed 12-14-17)		
Residential, commercial or nonprofit customers may obtain a brush truck from the Solid Waste Management Department to deposit garbage and debris therein.	\$30 min +30 min +state sales tax.	
Commercial customers may obtain one brush truck	\$75 + sales tax	
Only one of the following three (3) types of solid waste will be allowed to be debris, or (3) metals (appliances not included)		
Customers will not be allowed to mix the dead animals I the truck. It shall be a per se violation by the person renting the truck to (1) mix more than one type of allowed solid waste in a truck or (2) include any non-permitted solid waste in the truck.		
<b><u>STREET FEES</u></b> (Ord. 2016-03, § I, passed 1-11-16)		

## MASTER FEE SCHEDULE

FEES	ORDINANCE	PROPOSED
<p><b>Pavement cost recovery fee calculation.</b> Is calculated by multiplying unit cost (per square yard) for street construction/reconstruction, overlays and seal coats by depreciation rate for each maintenance type and the area of influence of the cut. The area of influence adjacent to the trench is equal to the area of the cut plus three (3) feet on each side (in square yards). All damage(s) caused directly or indirectly to the street surface or subsurface outside the pavement excavated area shall be regarded as a part of the excavation repair area. This includes any holes drilled into the pavement and not properly plugged, as well as damages caused by work equipment. These areas, as established by the director, will be included in the total area to be repaired.</p>		
<p>The PCR Fee is calculated by multiplying: each street maintenance unit cost (\$/SY) X area of influence (SY - actual cut dimensions plus three feet on each side) X depreciation factor (account for the age of the maintenance).</p>		
<p>Example Calculation: Collector Street constructed 10 years ago (unit cost \$90.12/SY); sealed 3 years ago (unit cost \$6.06/SY); actual size of cut - 5' x 5' square; area of influence - 11' x 11' (13.44 SY). Depreciation value of 10 yr old street construction = 0.79. Depreciation value of 3 year old seal = 0.4</p>		
<p>Cost Recovery Fee for Construction = <math>\\$90.12 \times 13.44 \times 0.79 = \\$956.86</math> Cost Recovery Fee for Seal = <math>\\$6.06 \times 13.44 \times 0.4 = \\$32.58</math>. Total Cost Recovery Fee = <math>\\$956.86 + \\$32.58 = \\$989.44</math></p>		
<p><b>TOURISM FUND</b></p>		
<p><b><u>JK NORTHWAY</u></b></p>		
Refundable Deposit	\$500	
<p><b>Commercial</b></p>		
<p>\$1500.00 OR 10% OF GROSS TICKET SALES, AFTER TAXES, TO A MAXIMUM OF \$4500.00. Each additional performance on the same day increases the minimum and maximum by 50% for an 8 hour period. Ticket audits are required to be presented to Park office Monday following show.</p>		\$1500 or 10% of Gross Ticket Sales, after Taxes, to a max. of \$4500
Pre-event setup	\$50/hr. Lights only	
Lights and A/C – up to 10 hours	\$150/hr.	

## MASTER FEE SCHEDULE

FEES	ORDINANCE	PROPOSED
Exhibit Shows	\$1000/day	
City shall receive 15% of ALL Gross (less taxes) concessions sold		25%
<b>Non-Commercial Profit-Making</b>		
\$1200.00 or 5% of Gross Ticket Sales to a Maximum of \$3500.00 for an 8-hour period. Less 25% w/o Air condition		\$1200
Additional hours over the first 8 will be billed at \$150.00/hr. with a/c. Ticket audits are required to be presented to Tourism office Monday following show.		
Pre-event setup	\$0/hr. Lights only	
Lights and A/C	\$150/hr.	
Exhibit Shows	\$1200/day	
City shall receive a flat \$800 concession fee per day. \$1000 for multi day events or 15% of gross.		Up to 25% of gross
<b>Non-Commercial - Non-Profit Making</b>		
With a/c (8 hr. period)	\$1200	
Without a/c (8 hr. period)	\$0	
Additional hours		
\$400 per day concession fee or 15% of gross		25%
Campers Using Electricity	\$25/day	
RV Parking	\$25/night	
<b><u>TOURISM</u></b>		
Kingsville Visitor Center		
Lapel Pin, City Logo	\$3	
Lapel Pin, Tourism Logo	\$3	
Mugs	\$10	
T-Shirt AXL-3XL	\$15	
T-Shirt YS-AL	\$10	
Ranch Hand Vendor Fee	\$50	
Train Depot Museum		
Adult Caps	\$10	
Bandanas	\$2	
Children Caps	\$5	

## MASTER FEE SCHEDULE

FEES	ORDINANCE	PROPOSED
Lapel Pin, City Logo	\$3	
Lapel Pin, Tourism Logo	\$3	
Tattoos	\$0.25	
Train Patches	\$5	
Train Whistles	\$2	
T-Shirt AXL-3XL	\$15	
T-Shirt YS-AL	\$10	
<b>UTILITY FUND</b>		
<b><u>SEWER FEES</u></b>		
<b>Disposal of Bulk Ground Water</b> (1962 Code, § 8-13-4; Ord. 91044, passed 12-16-91)	\$10 for 500 gallons	
<b>Grease Trap Waste Disposal Fee</b> (1962 Code, § 8-9-13; Ord. 97026, passed 9-22-97)	\$0.40 per gallon	
<b>Grease/Grit Trap Testing &amp; Inspection</b> (Ord. 2004-32, passed 10-11-04; Ord. 2008-27, passed 9-22-08)		
Pretreatment Program:		
Quarterly Inspection Fee	\$25	
Re-inspection Fee	\$25	
Misc. Fees:		
Sampling & testing	\$30	
Outside Lab Analysis	\$25 plus actual cost	
<b>Ground Water Discharge Permit:</b> (1962 Code, § 8-13-4; Ord. 91044, passed 12-16-91)		
Permit for 5 years	\$250	
Temporary permit for 1 year	\$50	
<b>Liquid or Semisolid Waste Hauling Permit</b> (1962 Code, § 8-11-3)	\$5 annually	
<b>Septic tank or liquid waste disposal rates</b> (Ord. 99039, passed 11-15-99; Ord. 2002-22, passed 9-9-02, Ord No. 2017-54, passed 12-14-17)		

**MASTER FEE SCHEDULE**

<b>FEES</b>	<b>ORDINANCE</b>	<b>PROPOSED</b>
Persons disposing of liquid waste originating from septic tanks or other domestic liquid waste shall comply with the Waste Disposal Procedures set out in §§ 5-2-50 through 5-2-58. Septic tank or other domestic liquid waste which originates in Kleberg County, but excluding grease liquid waste, sludge, or other industrial liquid waste, shall be charge as follows: All liquid waste produced by a generator of liquid waste at a specific location shall constitute a single load.		
Liquid waste generated within the city limits ... \$0.04 per gallon 500 gallon min. Liquid waste generated outside the city limits and within Kleberg County ... \$0.06 per gallon 500 gallon min.		
Liquid waste generated outside Kleberg County ... \$0.10 per gallon, 500 gallons minimum. \$30 labor fee per load after normal business hours. Liquid waste generated from grease traps shall be charged as per §5-2-26(C).		
Sludge generated within the city limits, 1,000-gallon max per day - \$0.08 per 500-gallon minimum base charge. Sludge generated outside Kleberg County, 1,000-gallon max per day - \$0.12 per 500-gallon minimum base charge		
<b>Sewer Tap Fee (original)</b> (1962 Code, § 8-6-4; Ord. 81007, passed 3-9-81; Ord. 83027, passed 7-18-83; Ord. 90003, passed 2-5-90; Ord. 94005, passed 2-14-94; Ord. 2002-23, passed 9-18-02)		
Min. \$300 for four inch taps. Taps requiring street cuts additional \$450 for cuts up to 15 feet and \$40 per linear foot thereafter. \$75 per foot deeper than 5 feet.		
4" Tap Fee	\$650	
6" Tap Fee	\$700	
<b>Water Service Turn-on Fee</b> (Ord. 2002-23, passed 9-18-02)		
\$25 for normal working hours. \$25 for weekends and after normal working hours plus \$30 labor fee.		
<b><u>SEWER RATES</u></b>		

MASTER FEE SCHEDULE

FEES	ORDINANCE	PROPOSED
(1962 Code, § 8-6-1; Ord. 81007, passed 3-9-81; Ord. 84029, passed 10-29-84; Ord. 89042, passed 9-11-89; Ord. 2002-23, passed 9-18-02; Ord. 2003-20, passed 9-18-03; Ord. 2005-30, passed 8-10-05; Ord. 2006-41, passed 9-25-06; Ord. 2007-23, § I, passed 9-17-07; Ord. 2008-26, passed 9-15-08; Ord. 2010-31, passed 9-13-2010; Ord. 2011-26, passed 9-26-2011; Ord. 2012-47, § I, passed 9-10-2012; Ord. 2013-42, § I, passed 8-12-2013, Ord. 2018-48, passed 7-20-18)		
<b>Single-family residential.</b> Minimum monthly charge of \$12.81 with an allowance of 2,000 gallons. For consumption in excess of 2,000 gallons a charge of \$3.66 per 1,000 gallons will be levied to a maximum of 15,000 gallons after which no further charge shall be levied.		
<b>Duplex.</b> Minimum monthly charge of \$15.72 with an allowance of 2,000 gallons. For consumption in excess of 2,000 gallons a charge of \$3.66 per 1,000 gallons will be levied.		
<b>Multi-family residential</b> (includes apartments of 3-4 units). Minimum monthly charge of \$24.02 with an allowance for 3,000 gallons. For consumption in excess of 3,000 gallons, a charge of \$3.66 per 1,000 gallons shall be levied.		
<b>Commercial</b> (includes hotels, motels, apartments over 4 units, and all others not meeting any other categories).		
Minimum monthly charge \$29.55 with an allowance of 3,000 gallons. For consumption in excess of 3,000 gallons a charge of \$3.86 per 1,000 gallons will be levied.		
<b>Irrigation.</b> No customer using city water services solely for irrigation purposes shall be assessed a sewer charge.		
<b>Industrial plants.</b> By special contract with the city.		
<b>Billing charge.</b> All sewer customers who are not billed for water services shall be assessed a monthly billing charge of \$2.13 in addition to their sewer charges.		
<b>Outside city limits.</b> All parts of this section shall apply to customers located outside the city limits and who receive city sewer service except the rates to such customers shall be as follows:		

## MASTER FEE SCHEDULE

FEES	ORDINANCE	PROPOSED
<p><b>Single-family residential.</b> Minimum monthly charge of \$14.74 with an allowance of 2,000 gallons. For consumption in excess of 2,000 gallons a charge of \$4.21 per 1,000 gallons of water consumed to a maximum of 15,000 gallons after which no further charge shall be levied.</p>		
<p><b>Duplex.</b> Minimum monthly charge of \$18.08 with an allowance of 2,000 gallons. For consumption in excess of 2,000 gallons a charge of \$4.21 per 1,000 gallons of water consumed.</p>		
<p><b>Multi-family residential</b> (includes apartments of 3-4 units). Minimum monthly charge of \$27.63 with an allowance of 3,000 gallons. For consumption in excess of 3,000 gallons a charge of \$4.21 per 1,000 gallons of water consumed.</p>		
<p><b>Commercial</b> (includes hotels, motels, apartments over 4 units, and all others not meeting any of the above categories). Minimum monthly charge of \$33.98 with an allowance of 3,000 gallons. For consumption in excess of 3,000 gallons a charge of \$4.44 per 1,000 gallons of water consumed.</p>		
<p><b><u>STORMWATER FEES</u></b></p>		
<p>(Ord. 2012-51, § 2, passed 9-17-12; Ord. 2013-23, § 2, passed 5-28-13, Ord. 2017-40, passed 9-11-17)</p>		
<p>The monthly Stormwater Utility Fee is based on the average impervious area for an ERU, which is Two Thousand Four Hundred Twenty Five Square Feet (2,425.0 SF). Residential Property Class. The monthly Stormwater Utility Fees for each residential property as defined in Section 5-6-4, shall be either a flat-rate fee per single-family equivalent residential unit (ERU) or a flat-rate fee per dwelling unit on a residential parcel.</p>		
<p>Non-Residential Property Class. The monthly Stormwater Utility Fees for each improved non-residential property or allocated portion of an improved non-residential property shall be equal to: Impervious Area in square feet divided by 2,425.0 square feet for the ERU time the applicable flat-rate ERU fee.</p>		
<p>Minimum Monthly Stormwater Utility Fee. The minimum Stormwater Utility Fee for all customer classes shall be the fee for one ERU.</p>		

## MASTER FEE SCHEDULE

FEES	ORDINANCE	PROPOSED
Applicable Stormwater Utility Fee. The applicable Stormwater Utility Fee is \$2.25/ERU/month.		
<b><u>STREET MAINTENANCE FEES</u></b>		
-		
(Ord. No. 2015-48, § 2, passed 11-23-2015, eff. 12-16-2015)		
The street maintenance fee shall be calculated based on the following factors: ERU = Equivalent Residential Unit = 2,425 SF.		
For each dwelling unit of a residential benefitted property, ERU=1.		
For each nonresidential benefitted property, ERU = SF/2,425 SF on a per meter basis.		
TF= Trip Factor adjusted for 90% discount.		
<b>Benefitted Property - Residential</b>		
(Single-family) Monthly Bill = \$5.00		
(Multi-family of 2-4 living units) Monthly Bill = (\$5.00 for the first living unit) + (.85 x \$5 x number of each living units after 1st )		
(Multi-family of more than 4 living units or mobile home lots) Monthly Bill = \$5.00 x (total number of living units or mobile home lots) x (0.85 which is estimated occupancy)		
<b>Benefitted Property - Nonresidential</b>		
For each nonresidential customer, the ERU for the building area on the property will be multiplied by the appropriate discounted trip factor to arrive at a point value. This value will be compared to a tier of point ranges which will determine what the nonresidential benefitted property customer will pay each month.		
For a nonresidential benefitted property, a point value shall be determined as follows:		
$\$5.00 \times (\text{SF}/2,425 \text{ SF}) \times (\text{TF}) = \text{Point Value}$		
<b>Total Point Value</b>	<b>Price Per Month</b>	
40 and over	\$150	
20 to 39.99	\$125	
14 to 19.99	\$100	
12 to 13.99	\$70	
10 to 11.99	\$50	
6 to 9.99	\$40	
5 to 5.99	\$30	
4 to 4.99	\$25	



**MASTER FEE SCHEDULE**

<b>FEEES</b>	<b>ORDINANCE</b>	<b>PROPOSED</b>
3 to 3.99	\$20	
2 to 2.99	\$15	
Under 2	\$10	
<b><u>TAPPING AND METER FEES</u></b>		
(1962 Code, S 3-1-14, Ord 85062, passed 12-16-85; Ord. 2002-20, passed 9-9-02, Cross references Penalty, see S 5-3-99, Ord. No. 2017-55, passed 12-14-17)		
Size of Tap	Fee Meter Cost	
5/8 and 3/4 inch	\$389 \$164	
1 inch	\$456 \$301	
1½ and 2 inch	\$982 \$670	
Water Bore Taps:	Fee	
4 inch	\$650	
6 inch	\$700	
8 inch	\$750	
12 inch	\$800	
Taps requiring a street cut using a trencher shall be assessed a fee of \$20.00 per linear foot of trench in addition to the tapping fee.		
Taps requiring larger street or alley cuts shall be assessed an additional \$450 for cuts up to 15 feet and \$40 per linear foot thereafter.		
The charge for meters not listed shall be determined by actual cost to the city plus 10%. Applicants for service outside the city shall pay the city the in-city tap fee and meter cost as a minimum fee prior to the tap being made by the city. Outside city limit customers shall be billed for all actual costs in excess of the tap fee.		
Taps requiring a street cut using a trencher shall be assessed a fee of \$20 per linear foot of trench in addition to the tapping fee.		

## MASTER FEE SCHEDULE

FEES	ORDINANCE	PROPOSED
<b><u>WATER RATES/CHARGES</u></b>		
(1962 Code, § 3-1-12; Ord. 89041, passed 9-11-89; Ord. 94027, passed 9-28-94; Ord. 97030, passed 9-29-97; Ord. 2005-29, passed 8-10-05; Ord. 2006-40, passed 9-25-06; Ord. 2007-22, § I, passed 9-17-07; Ord. 2010-30, passed 9-13-2010; Ord. 2011-27, passed 9-26-2011; Ord. 2012-29, § I, passed 6-25-2012; Ord. 2012-46, § I, passed 9-10-2012; Ord. 2013-43, § I, passed 8-12-2013, Ord. 2018-47, passed 8-16-2018)		
<b>Minimum Monthly Charge/Rate Schedule</b>		
The following monthly rates shall be charged inside-city customers for the use of city water, provided that minimum monthly charges shall be made and bills rendered accordingly, under the standard water rates schedule as follows:		
<b>Minimum Monthly Bill Water Service</b>		
	Single Family	
Meter Allow. Size	Residential	
5/8 - ¾ inch	\$12.54	
5/8 - ¾ inch	\$0.00	
1 inch	\$25.67	
1¼ inch	\$31.23	
1½ inch	\$38.29	
2 inch	\$55.83	
3 inch	\$55.83	
4 inch	\$55.83	
6 inch	\$55.83	
8 inch	\$55.83	
* Includes apartments of 3-4 units.		
** Includes hotels, motels, and apartments over 4 units.		
<b>Minimum Monthly Bill Water Service</b>		
	Multi-Family	
Meter Allow. Size	Residential *	
5/8 - ¾ inch	\$0.00	
5/8 - ¾ inch	\$23.74	
1 inch	\$28.88	
1¼ inch	\$34.53	
1½ inch	\$42.61	
2 inch	\$58.77	
3 inch	\$109.97	
4 inch	\$177.33	
6 inch	\$352.47	

## MASTER FEE SCHEDULE

FEES	ORDINANCE	PROPOSED
8 inch	\$352.47	
* Includes apartments of 3-4 units.		
** Includes hotels, motels, and apartments over 4 units.		
<b>Minimum Monthly Bill Water Service</b>		
Meter Allow. Size	Commercial **	
5/8 - ¾ inch	\$0.00	
5/8 - ¾ inch	\$24.69	
1 inch	\$31.21	
1¼ inch	\$37.73	
1½ inch	\$47.51	
2 inch	\$67.05	
3 inch	\$118.57	
4 inch	\$182.84	
6 inch	\$349.28	
8 inch	\$665.99	
* Includes apartments of 3-4 units.		
** Includes hotels, motels, and apartments over 4 units.		
<b>Minimum Monthly Bill Water Service</b>		
Meter Allow. Size	Irrigation	
5/8 - ¾ inch	\$0.00	
5/8 - ¾ inch	\$28.31	
1 inch	\$38.53	
1¼ inch	\$45.15	
1½ inch	\$57.77	
2 inch	\$83.04	
3 inch	\$163.05	
4 inch	\$268.31	
6 inch	\$542.00	
8 inch	\$542.00	
* Includes apartments of 3-4 units.		
** Includes hotels, motels, and apartments over 4 units.		
<b>Minimum Monthly Bill Water Service</b>		
Meter Allow. Size	Gallons	
5/8 - ¾ inch	0	
5/8 - ¾ inch	3,000	
1 inch	5,000	
1¼ inch	7,000	
1½ inch	10,000	
2 inch	16,000	
3 inch	35,000	

## MASTER FEE SCHEDULE

FEES	ORDINANCE	PROPOSED
4 inch	60,000	
6 inch	125,000	
8 inch	200,000	
* Includes apartments of 3-4 units.		
** Includes hotels, motels, and apartments over 4 units.		
The following monthly rates shall be charged outside-city customers for the use of city water, provided that minimum monthly charges shall be made and bills rendered accordingly, under the standard water rates schedule as follows:		
Minimum Monthly Bill Water Service	Single-Family	
Meter Allow. Size	Residential	
5/8 - ¾ inch	\$14.40	
5/8 - ¾ inch	-	
1 inch	\$29.54	
1¼ inch	\$35.90	
1½ inch	\$44.01	
2 inch	\$64.22	
3 inch	\$64.22	
4 inch	\$64.22	
6 inch	\$64.22	
8 inch	\$64.22	
* Includes apartments of 3-4 units.		
** Includes hotels, motels, and apartments over 4 units.		
Minimum Monthly Bill Water Service	Multi-Family	
Meter Allow. Size	Residential *	
5/8 - ¾ inch	\$0.00	
5/8 - ¾ inch	\$27.31	
1 inch	\$33.22	
1¼ inch	\$39.71	
1½ inch	\$49.00	
2 inch	\$67.59	
3 inch	\$126.46	
4 inch	\$203.91	
6 inch	\$405.32	
8 inch	\$405.32	
* Includes apartments of 3-4 units.		
** Includes hotels, motels, and apartments over 4 units.		
Minimum Monthly Bill Water Service		
Meter Allow. Size	Commercial **	
5/8 - ¾ inch	\$0.00	

## MASTER FEE SCHEDULE

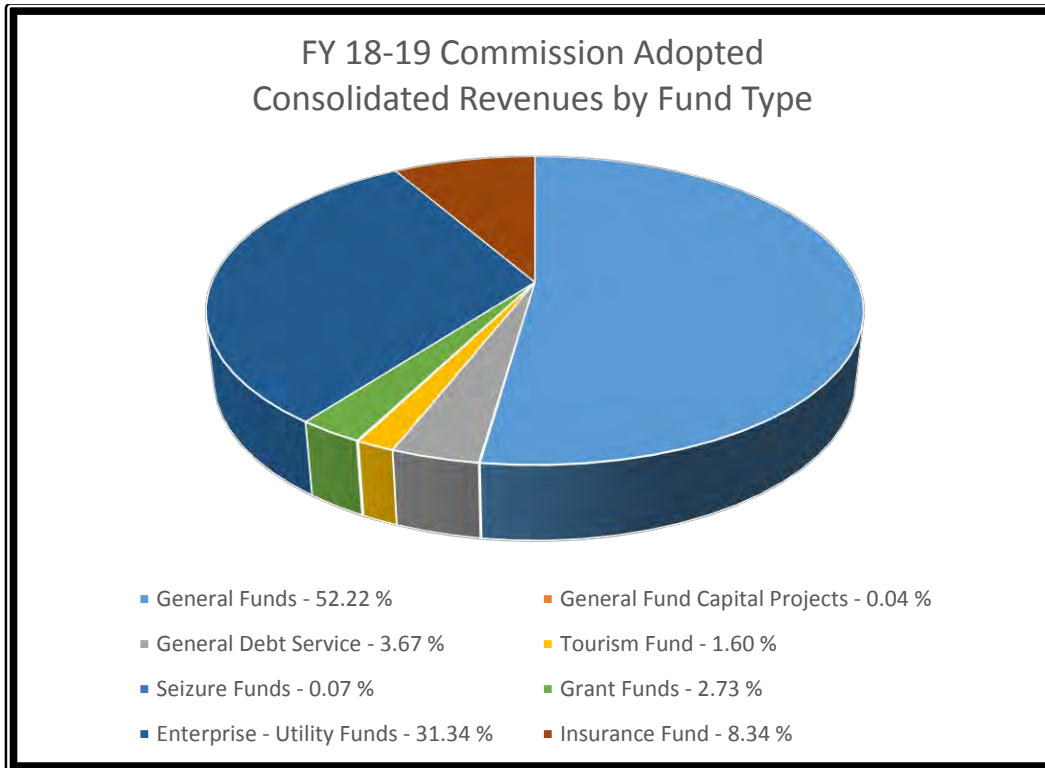
FEES	ORDINANCE	PROPOSED
5/8 - ¾ inch	\$28.39	
1 inch	\$35.88	
1¼ inch	\$43.38	
1½ inch	\$54.61	
2 inch	\$77.10	
3 inch	\$136.35	
4 inch	\$210.27	
6 inch	\$401.66	
8 inch	\$765.87	
* Includes apartments of 3-4 units.		
** Includes hotels, motels, and apartments over 4 units.		
Minimum Monthly Bill Water Service		
Meter Allow. Size	Irrigation	
5/8 - ¾ inch	\$0.00	
5/8 - ¾ inch	\$32.54	
1 inch	\$40.78	
1¼ inch	\$51.37	
1½ inch	\$66.43	
2 inch	\$95.47	
3 inch	\$187.49	
4 inch	\$308.54	
6 inch	\$623.28	
8 inch	\$623.28	
* Includes apartments of 3-4 units.		
** Includes hotels, motels, and apartments over 4 units.		
Minimum Monthly Bill Water Service		
Meter Allow. Size	Gallons	
5/8 - ¾ inch	-	
5/8 - ¾ inch	3,000	
1 inch	5,000	
1¼ inch	7,000	
1½ inch	10,000	
2 inch	16,000	
3 inch	35,000	
4 inch	60,000	
6 inch	125,000	
8 inch	200,000	
* Includes apartments of 3-4 units.		
** Includes hotels, motels, and apartments over 4 units.		

## MASTER FEE SCHEDULE

FEES	ORDINANCE	PROPOSED
For all water furnished in excess of the minimum allowance, the charge per 1,000 gallons of water delivered per month shall be shown as follows:		
Single-family residential:	Inside City	
0 - 5,000 gallons	\$2.62	
5,001 - 10,000 gallons	\$2.76	
10,001 - 15,000 gallons	\$2.88	
15,001 - 20,000 gallons	\$3.01	
20,001 - 30,000 gallons	\$3.14	
30,000 + gallons	\$4.06	
Multi-family	\$2.78	
Commercial	\$3.34	
Irrigation	\$4.19	
Single-family residential:	Outside City	
0 - 5,000 gallons	\$3.02	
5,001 - 10,000 gallons	\$3.18	
10,001 - 15,000 gallons	\$3.34	
15,001 - 20,000 gallons	\$3.48	
20,001 - 30,000 gallons	\$3.61	
30,000 + gallons	\$4.68	
Multi-family	\$3.21	
Commercial	\$3.83	
Irrigation	\$4.82	
Naval Air Station Kingsville water rate, as determined by the most current water rate study	\$1.75/1,000 gallons.	
<b>Other Fees:</b>		
<b>Cut-Off Valve Damage Fee</b> (Ord. 2002-20, passed 9-9-02)	\$50	
<b>Cut-Off Valve Disconnect Fee</b> (Ord. 2002-20, passed 9-9-02)	\$20	
<b>Fire Hydrant Meter install fee</b> (Ord. 2003-22, passed 9-22-03)	\$50	
<b>Water Well License Fee</b> (1962 Code, § 3-1-17; Ord. 83028, passed 7-18-83; Ord. 95029, passed 11-13-95)	\$25	

# CONSOLIDATED REVENUES

## ALL FUNDS



	2017 Total Activity	2018 Original Budget	2018 Amended Budget	2018 Expected Annual	2019 Commission Adopted
General Funds	\$ 22,318,252.50	\$ 22,462,341.23	\$ 22,609,823.23	\$ 21,697,785.00	\$ 21,332,965.00
General Fund Capital Projects	1,430,277.80	25,000.00	54,050.00	53,556.32	17,150.00
General Debt Service	1,581,440.30	1,295,675.00	1,295,675.00	1,287,698.00	1,499,488.00
Tourism Fund	609,125.25	550,755.00	554,780.00	589,257.13	654,221.00
Seizure Funds	402,108.00	28,015.00	28,015.00	937,060.13	28,058.00
Grant Funds	1,133,075.96	75,000.00	739,422.00	465,088.00	1,113,566.00
Enterprise - Utility Funds	10,793,234.14	10,218,506.00	10,509,086.00	10,942,784.00	12,802,219.00
Insurance Fund	3,930,837.68	3,526,496.00	3,526,496.00	4,144,818.00	3,406,489.00
<b>Total Consolidated Revenues By Funds</b>	<b>\$ 42,198,351.63</b>	<b>\$ 38,181,788.23</b>	<b>\$ 39,317,347.23</b>	<b>\$ 40,118,046.58</b>	<b>\$ 40,854,156.00</b>



City of Kingsville, TX

# Consolidated Revenues - All Funds Group Summary

For Fiscal: 10/2017-09/2018 Period Ending: 09/30/2018

Sourc...	2016 Total Activity	2017 Total Activity	2018 Original Budget	2018 Total Budget (Amended)	2018 YTD Activity	Defined Budgets		2019 City Manager Proposed	2019 City Commission Adopted
						2018 Expected Annual			
11110 - Current Taxes	1,354,393.36	1,377,066.29	1,215,675.00	1,215,675.00	1,193,306.90	1,201,250.00	1,370,353.00	1,370,353.00	
11111 - Current Taxes-Real Property	4,760,801.47	5,019,268.10	5,535,672.00	5,535,672.00	5,433,964.06	5,422,005.00	5,517,927.00	5,517,927.00	
12110 - Delinquent Tax	33,335.94	39,977.74	40,000.00	40,000.00	41,145.25	40,733.00	40,000.00	40,000.00	
12111 - Delinquent Taxes-Real Property	110,792.75	131,696.76	125,000.00	125,000.00	141,436.96	140,000.00	125,000.00	125,000.00	
13010 - Penalty and Interest	106,478.67	133,775.52	130,000.00	130,000.00	145,893.29	144,026.00	132,000.00	132,000.00	
13110 - Late Rendition Penalty	4,428.93	5,159.05	6,000.00	6,000.00	4,266.12	4,100.00	5,000.00	5,000.00	
14010 - In Lieu of Tax Pymnts-Celanese	100,000.00	100,000.00	100,000.00	100,000.00	100,000.00	100,000.00	100,000.00	100,000.00	
14015 - In Lieu of Tax Pymnts-HsngAuth	5,698.00	8,786.00	6,000.00	6,000.00	14,886.00	6,000.00	6,000.00	6,000.00	
21110 - City Sales Tax	4,599,144.65	4,770,173.70	4,700,000.00	4,700,000.00	4,443,173.27	4,866,946.00	4,975,000.00	4,975,000.00	
21120 - Mixed Drink Tax	51,210.65	65,310.32	55,000.00	55,000.00	47,816.07	60,000.00	55,000.00	55,000.00	
21130 - Bingo Tax	4,720.54	1,243.07	0.00	0.00	0.00	0.00	0.00	0.00	
22210 - Electric Franchise	744,716.25	745,342.25	675,000.00	675,000.00	592,369.66	675,000.00	675,000.00	675,000.00	
22220 - Telephone Franchise	90,000.04	79,657.36	100,000.00	100,000.00	53,955.41	56,000.00	60,000.00	60,000.00	
22230 - Gas Franchise	70,113.86	72,915.85	82,000.00	82,000.00	47,408.50	76,000.00	75,000.00	75,000.00	
22240 - Television Franchise	91,425.70	91,137.56	90,000.00	90,000.00	64,332.05	85,000.00	90,000.00	90,000.00	
22500 - Hotel/Motel Tax	510,470.37	548,980.07	485,000.00	485,000.00	490,251.30	512,000.00	525,000.00	525,000.00	
31110 - Plumbing Permits	22,574.70	15,555.82	22,000.00	22,000.00	8,801.60	15,000.00	15,000.00	15,000.00	
31120 - Electric Permits	34,356.48	27,327.83	30,000.00	30,000.00	17,758.64	22,000.00	20,000.00	20,000.00	
31130 - Building Permits	84,825.30	78,743.93	65,000.00	65,000.00	48,671.52	55,000.00	50,000.00	50,000.00	
31140 - Moving Permits	495.00	880.00	600.00	600.00	550.00	600.00	600.00	600.00	
31150 - Other Permits	0.00	200.00	0.00	0.00	50.00	0.00	0.00	0.00	
31155 - Fire Prevention Permits	22,442.00	22,211.00	25,000.00	25,000.00	27,256.60	33,132.00	35,000.00	35,000.00	
31160 - Mechanical Permits	15,032.52	13,658.54	15,000.00	15,000.00	7,091.99	12,000.00	10,000.00	10,000.00	
31166 - Street Closure Permit - Small	0.00	0.00	0.00	0.00	100.00	100.00	0.00	0.00	
31170 - Certificate of Occupancy	505.00	975.00	500.00	500.00	950.00	1,000.00	1,000.00	1,000.00	
31180 - Plan Review	12,130.24	10,991.04	15,000.00	15,000.00	7,177.12	13,000.00	10,000.00	10,000.00	
31185 - Economic Dev Agreement Fee	0.00	0.00	0.00	0.00	0.00	100.00	0.00	0.00	
31190 - Sign Permits	494.57	849.56	800.00	800.00	978.52	828.00	1,000.00	1,000.00	
31195 - Private Ambulance Permit	0.00	0.00	5,000.00	5,000.00	600.00	2,500.00	2,500.00	2,500.00	
32210 - Amusement Licenses	45.00	0.00	100.00	100.00	45.00	100.00	0.00	0.00	
32220 - Beer & Liquor Licenses	6,850.00	6,607.50	7,200.00	7,200.00	7,445.00	7,995.00	7,000.00	7,000.00	
32230 - Electrical Licenses	4,802.31	3,757.40	5,000.00	5,000.00	0.00	0.00	0.00	0.00	
32240 - Contractors Licenses	29,475.00	33,280.00	34,000.00	34,000.00	28,530.00	34,000.00	30,000.00	30,000.00	
32250 - Solicitor Licenses	605.00	575.00	425.00	425.00	470.00	470.00	400.00	400.00	
32260 - Food Licenses	27,417.00	30,065.00	30,000.00	30,000.00	29,635.00	30,000.00	30,000.00	30,000.00	



**Consolidated Revenues - All Funds**

**For Fiscal: 10/2017-09/2018 Period Ending: 09/30/2018**

Sourc...	Defined Budgets							
	2016 Total Activity	2017 Total Activity	2018 Original Budget	2018 Total Budget (Amended)	2018 YTD Activity	2018 Expected Annual	2019 City Manager Proposed	2019 City Commission Adopted
32270 - Other Licenses	225.00	700.00	1,000.00	1,000.00	525.00	1,000.00	500.00	500.00
41110 - Court Fines	629,383.17	628,439.85	650,000.00	650,000.00	755,593.19	630,000.00	650,000.00	650,000.00
41114 - Security Fees	11,067.00	9,787.36	10,000.00	10,000.00	11,609.65	10,500.00	10,000.00	10,000.00
41115 - Warrants	58,692.29	38,912.13	50,000.00	50,000.00	52,185.73	45,000.00	45,000.00	45,000.00
41116 - Technology Fee	14,778.65	13,018.97	13,000.00	13,000.00	15,594.52	13,000.00	13,000.00	13,000.00
41120 - Minor Fines	18,455.50	9,642.18	15,000.00	15,000.00	6,503.61	5,200.00	5,000.00	5,000.00
41130 - State Service Fee	18,910.65	16,598.15	18,000.00	18,000.00	16,988.18	17,000.00	16,000.00	16,000.00
41170 - Omni Local Fee	1,294.00	910.18	1,500.00	1,500.00	1,255.74	1,073.00	1,100.00	1,100.00
41180 - JFC1 and Civil Justice Fee	2,075.85	1,788.36	2,500.00	2,500.00	2,226.53	1,805.00	2,000.00	2,000.00
41185 - Payment Plan Service Fees	18,420.66	17,529.17	20,000.00	20,000.00	18,774.55	16,125.00	18,000.00	18,000.00
41195 - City Court Costs	3,777.22	3,714.85	3,500.00	3,500.00	5,483.27	5,000.00	4,000.00	4,000.00
43000 - MC - Fees for Returned Checks	0.00	25.00	0.00	0.00	0.00	0.00	0.00	0.00
45000 - Insurance Contributions	3,482,549.01	3,263,781.38	3,521,696.00	3,521,696.00	2,933,436.12	3,521,696.00	3,401,089.00	3,401,089.00
46000 - Stop Loss Reimbursement	746.49	660,966.61	0.00	0.00	636,587.85	617,122.00	0.00	0.00
53310 - Zoning Fees	3,750.00	3,500.00	3,500.00	3,500.00	4,500.00	3,500.00	3,500.00	3,500.00
53320 - Platting Fees	664.00	544.00	1,000.00	1,000.00	300.00	1,000.00	1,000.00	1,000.00
56615 - Arrest Fees	16,876.50	14,219.90	20,000.00	20,000.00	16,015.94	14,000.00	15,000.00	15,000.00
56620 - Police Accident Reports	1,603.00	941.00	2,000.00	2,000.00	954.00	1,000.00	1,000.00	1,000.00
56630 - Fire Reports	0.00	0.00	30.00	30.00	0.00	0.00	0.00	0.00
56680 - Child Safety Fund Revenues	8,000.00	0.00	0.00	360.00	0.00	0.00	0.00	0.00
57010 - Ambulance Service-Intermedix	477,087.91	615,853.49	560,000.00	560,000.00	495,467.25	500,000.00	525,000.00	525,000.00
57011 - Ambulance Service - Supplemental Pmt Program	0.00	0.00	0.00	0.00	0.00	0.00	200,000.00	200,000.00
58000 - Pride Donations	2,152.00	300.00	0.00	0.00	0.00	0.00	0.00	0.00
58001 - Golf Course Revenue	8,267.98	4,078.56	10,000.00	10,000.00	7,299.14	12,000.00	18,000.00	18,000.00
58002 - Contribution from County	614,177.09	585,000.00	585,000.00	585,838.00	536,997.72	585,838.00	585,000.00	585,000.00
58003 - Park User Fees	20,437.50	15,470.29	0.00	49,005.00	51,659.00	49,109.00	0.00	0.00
58004 - Golf Course-Membership Fees	44,368.00	43,917.00	50,000.00	50,000.00	33,834.42	31,520.00	50,000.00	50,000.00
58005 - Golf Course-Merchandise Sales	5,412.94	11,567.42	11,000.00	11,000.00	9,277.14	11,000.00	17,000.00	17,000.00
58006 - Golf Course-Cart Rentals	1,735.42	26,376.41	20,000.00	20,000.00	29,582.74	30,468.00	30,000.00	30,000.00
58007 - Golf Course-Driving Range Fees	10,709.78	14,870.44	14,000.00	14,000.00	8,479.90	8,000.00	15,000.00	15,000.00
58008 - Golf Course-Green Fees	103,273.63	96,110.13	100,000.00	100,000.00	53,552.08	57,000.00	100,000.00	100,000.00
58009 - Golf Course-Rental Fees	172.98	3,083.95	5,000.00	5,000.00	880.60	1,000.00	15,000.00	15,000.00
58010 - Golf Course-Food & Beverage Sales	9,240.53	11,588.10	16,000.00	16,000.00	8,451.81	8,500.00	10,000.00	10,000.00
58011 - Merchandise Sales	781.56	466.52	1,000.00	1,000.00	170.93	250.00	210.00	210.00
58012 - Merchandise Sales-Train Depot	153.35	194.92	200.00	200.00	70.00	120.00	120.00	120.00
58013 - Vendor Fees	0.00	2,680.00	2,680.00	2,680.00	3,175.00	3,175.00	4,000.00	4,000.00
58014 - Alcohol Sales	0.00	19,101.21	16,500.00	16,500.00	23,317.55	25,000.00	40,000.00	40,000.00
58015 - Golf Lessons	0.00	0.00	0.00	0.00	385.00	400.00	0.00	0.00
58050 - Rec Hall Rental Fees	13,419.50	18,844.00	22,000.00	22,000.00	15,804.40	15,695.00	26,000.00	26,000.00
58051 - Field Rental Fees	2,431.50	5,458.75	6,000.00	6,000.00	1,708.75	6,000.00	6,000.00	6,000.00
58052 - J.K. Northway Rental Fees	28,775.00	45,329.40	31,250.00	31,250.00	34,250.00	36,250.00	40,000.00	40,000.00

**Consolidated Revenues - All Funds**

**For Fiscal: 10/2017-09/2018 Period Ending: 09/30/2018**

Sourc...	2016 Total Activity	2017 Total Activity	2018 Original Budget	2018 Total Budget (Amended)	2018 YTD Activity	Defined Budgets		2019 City Manager Proposed	2019 City Commission Adopted
						2018 Expected Annual			
58053 - BBQ Rental Fees	520.00	715.00	500.00	500.00	900.00	800.00		500.00	500.00
58054 - Electricity Fees	3,351.00	1,058.00	1,500.00	1,500.00	2,287.50	2,250.00		1,500.00	1,500.00
58055 - RV Parking Rental Fees	1,675.00	2,350.00	1,500.00	1,500.00	5,155.00	6,000.00		6,000.00	6,000.00
58056 - Concession Rental Revenue	0.00	1,138.00	1,000.00	1,000.00	1,048.26	1,000.00		1,000.00	1,000.00
58057 - JK Concessions	1,516.20	4,133.71	3,125.00	3,125.00	1,507.22	1,507.22		3,000.00	3,000.00
58058 - Adult Softball League Fees	8,425.37	7,145.00	15,000.00	15,000.00	9,109.50	12,000.00		13,000.00	13,000.00
58059 - Adult Softball League-Tournament	0.00	4,090.00	0.00	0.00	1,960.00	4,000.00		1,500.00	1,500.00
58060 - Swim Lessons	6,355.00	7,481.00	5,000.00	5,000.00	5,640.00	5,620.00		5,000.00	5,000.00
58061 - Pool Party Rental	3,380.00	5,922.50	2,000.00	2,000.00	4,645.00	3,115.00		2,000.00	2,000.00
58062 - Swim Team Registration	3,700.00	2,770.00	2,500.00	2,500.00	0.00	0.00		0.00	0.00
58065 - Swimming Pool Admission-Open Swim	6,396.00	11,060.00	8,000.00	8,000.00	10,052.00	8,000.00		8,000.00	8,000.00
58066 - Swimming Pool Admission-Aerobic Swim	30.00	617.00	250.00	250.00	294.00	250.00		250.00	250.00
58067 - Swimming Pool Admission-Nite Swim	7,614.00	8,711.00	5,000.00	5,000.00	4,136.00	5,000.00		5,000.00	5,000.00
58068 - 5k Registration	195.00	0.00	0.00	0.00	0.00	0.00		200.00	200.00
58069 - Downtown Pavilion Rental Fees	512.50	375.00	500.00	500.00	187.50	300.00		500.00	500.00
58070 - Centennial Bandstand Rental Fees	75.00	0.00	0.00	0.00	0.00	0.00		0.00	0.00
58071 - Recreation Fees	822.00	6,354.00	0.00	0.00	4,739.00	4,700.00		7,000.00	7,000.00
58072 - Outdoor Arena Rental Fees	750.00	1,500.00	500.00	500.00	0.00	0.00		500.00	500.00
58073 - Senior/Adult Swim	0.00	225.00	0.00	0.00	414.00	200.00		200.00	200.00
58074 - Volleyball	0.00	1,125.00	0.00	0.00	560.00	236.00		0.00	0.00
58135 - Rent - Water Tower	21,386.42	22,028.01	22,028.00	22,028.00	23,088.85	22,889.00		22,689.00	22,689.00
58136 - Rent - EDC Offices	0.00	2,650.00	7,200.00	7,200.00	6,600.00	7,200.00		7,200.00	7,200.00
58137 - Rent - Cell Tower	0.00	0.00	0.00	25,000.00	26,400.00	26,800.00		2,400.00	2,400.00
59944 - Other Income-Insurance	1,605,908.14	573,250.25	0.00	0.00	0.00	0.00		0.00	0.00
59947 - Other Income-Lease Purchase	10,396.00	750,834.37	1,517,299.00	1,586,916.00	832,755.00	845,105.00		48,946.00	48,946.00
59990 - Confiscated Revenue	1,531,938.34	367,366.00	0.00	0.00	915,940.00	908,975.00		0.00	0.00
59991 - Auction Revenue	0.00	0.00	0.00	0.00	50,748.80	0.00		0.00	0.00
62110 - Vacant Lot Clearance	41,341.60	22,396.79	30,000.00	30,000.00	15,834.36	20,000.00		18,000.00	18,000.00
62120 - Demolition Recovery Revenue	21,106.53	13,983.79	20,000.00	20,000.00	46,243.05	35,923.00		30,000.00	30,000.00
62130 - Noxious Matter Abatement Rev	9,101.58	10,483.36	12,000.00	12,000.00	6,760.83	10,000.00		10,000.00	10,000.00
72000 - State Grants	0.00	0.00	0.00	0.00	0.00	0.00		2,656.00	2,656.00
72005 - Federal Grants	0.00	555,506.90	0.00	352,348.00	197,117.75	273,178.00		389,520.00	389,520.00
72010 - State Grants	556,630.30	343,142.03	75,000.00	318,672.00	185,896.46	159,412.00		464,909.00	464,909.00
72021 - State Grants-PD	4,377.11	0.00	0.00	0.00	0.00	0.00		0.00	0.00
72022 - State Grants-TF	70,228.80	0.00	0.00	0.00	0.00	0.00		0.00	0.00
72030 - Donations	1,730.00	29,300.00	0.00	3,525.00	3,025.00	3,025.00		0.00	0.00
72036 - Grant-Union Pacific	0.00	0.00	0.00	4,000.00	4,000.00	4,000.00		0.00	0.00
75001 - Transfer In From Fund 001	61,894.98	328,923.06	148,115.00	250,779.00	213,356.64	214,875.00		141,411.00	141,411.00
75002 - Transfer In from Fund 002	75,000.00	137,756.00	124,866.00	134,216.00	134,216.00	134,216.00		132,594.00	132,594.00
75008 - Transfer In from Fund 008	300,000.00	0.00	0.00	0.00	0.00	0.00		0.00	0.00
75010 - Transfer from Fund 051	2,655,860.00	2,824,231.24	2,737,485.00	2,879,065.00	2,879,065.00	2,879,065.00		4,325,563.00	4,325,563.00

**Consolidated Revenues - All Funds**

**For Fiscal: 10/2017-09/2018 Period Ending: 09/30/2018**

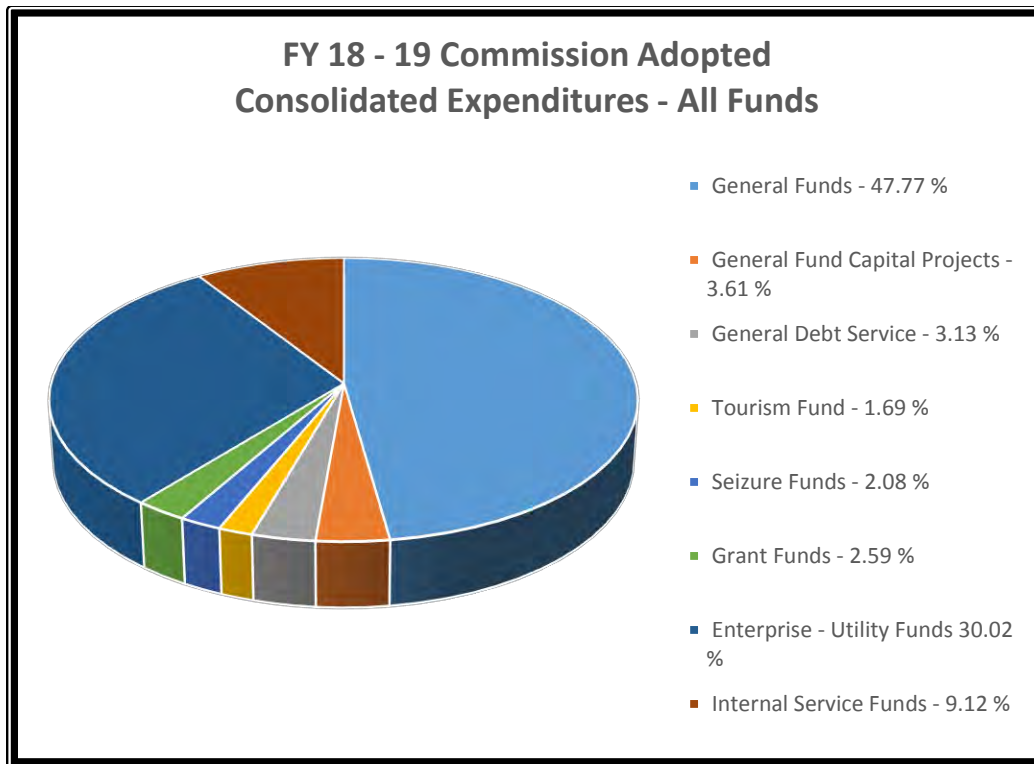
Sourc...	2016 Total Activity	2017 Total Activity	2018 Original Budget	2018 Total Budget (Amended)	2018 YTD Activity	Defined Budgets		2019 City Manager Proposed	2019 City Commission Adopted
						2018 Expected Annual			
75025 - Transfers from Fund 025	0.00	0.00	90,000.00	90,000.00	90,000.00	90,000.00		0.00	0.00
75033 - Transfer From Fund 033	0.00	116,076.72	0.00	13,600.00	13,420.91	13,600.00		197,000.00	197,000.00
75034 - Transfer In From Fund 034	41,215.93	136.88	0.00	0.00	0.00	0.00		0.00	0.00
75050 - Transfer from Adt Garb Fees087	352,650.00	122,750.00	0.00	0.00	0.00	0.00		47,135.00	47,135.00
75054 - Transfers from Fund 054	144,100.00	0.00	0.00	0.00	0.00	0.00		0.00	0.00
75055 - Transfer in from Fund 55	291,850.00	293,150.00	389,320.00	389,320.00	389,320.00	389,320.00		290,450.00	290,450.00
75060 - Transfer In From Fund 060	198.99	0.00	0.00	0.00	0.00	0.00		0.00	0.00
75064 - Transfer From Fund 064	428.26	0.00	0.00	0.00	0.00	0.00		0.00	0.00
75065 - Trsfrs from Fund 065	49,792.00	0.00	0.00	0.00	0.00	0.00		0.00	0.00
75066 - Transfer From Fund 066	2,021,252.00	375,628.05	0.00	0.00	0.00	0.00		0.00	0.00
75067 - Transfer From Fund 067	0.00	37,229.38	0.00	0.00	0.00	0.00		0.00	0.00
75068 - Transfer In From Fund 068	0.00	10,000.00	0.00	0.00	0.00	0.00		0.00	0.00
75087 - Transfer From Fund 087	0.00	586,139.00	162,853.23	162,853.23	162,853.23	162,854.00		165,491.00	165,491.00
75091 - Transfer From Fund 091	58,240.00	0.00	0.00	0.00	0.00	0.00		3,616.00	3,616.00
75092 - Transfer From Fund 092	0.00	46,206.92	0.00	0.00	0.00	0.00		50,000.00	50,000.00
75096 - Transfer From Fund 096	0.00	944,048.30	0.00	120,000.00	120,000.00	120,000.00		0.00	0.00
75098 - Transfer From Fund 098	0.00	0.00	0.00	0.00	0.00	0.00		20,000.00	20,000.00
75099 - Transfer From Fund 099	23,405.00	0.00	0.00	0.00	0.00	0.00		0.00	0.00
75410 - Transfer from Fund 410	2,917.56	0.00	0.00	0.00	0.00	0.00		0.00	0.00
75601 - Transfer From Fund 601	0.00	0.00	0.00	0.00	0.00	0.00		70,228.00	70,228.00
81100 - Landfill Fees	318,606.11	381,206.94	370,000.00	370,000.00	324,558.31	359,417.00		370,000.00	370,000.00
81110 - Landfill Surcharge Revenue	264,624.11	268,299.39	267,000.00	267,000.00	253,905.98	267,000.00		267,000.00	267,000.00
81200 - Garbage Fees	2,739,349.46	2,734,351.15	2,800,000.00	2,800,000.00	2,560,739.00	2,687,213.00		2,800,000.00	2,800,000.00
81205 - Garbage Fees - Additional	487,691.62	527,400.96	525,000.00	525,000.00	541,495.39	567,940.00		560,000.00	560,000.00
81600 - Water Sales	4,489,100.99	4,841,984.57	4,375,000.00	4,375,000.00	4,615,435.74	4,614,459.00		4,794,000.00	4,794,000.00
81700 - Penalty Fee on Garbage Fees	37,441.30	35,776.19	37,500.00	37,500.00	32,879.02	34,237.00		32,000.00	32,000.00
81701 - Late Charge Fee on Water	237,336.17	223,514.96	225,000.00	225,000.00	191,871.58	200,000.00		225,000.00	225,000.00
81702 - Penalty Fee-Landfill Surcharge	3,471.39	3,479.67	3,400.00	3,400.00	3,236.59	3,225.00		3,400.00	3,400.00
81710 - Penalty Fee on NSF	25.00	400.00	0.00	0.00	100.00	25.00		0.00	0.00
81715 - Penalty on Licenses/Permits	125.00	400.00	0.00	0.00	600.00	600.00		1,000.00	1,000.00
81720 - Penalty on Hotel/Motel Tax	202.23	490.34	200.00	200.00	734.91	734.91		200.00	200.00
81800 - New Customer Tap Fees	22,121.30	18,165.46	20,000.00	20,000.00	31,706.01	28,971.00		22,000.00	22,000.00
82200 - Sewer Sales	3,388,997.48	3,476,191.93	3,319,000.00	3,319,000.00	3,305,631.55	3,631,000.00		4,012,000.00	4,012,000.00
82300 - Sewer Taps	17,304.45	16,571.00	20,000.00	20,000.00	8,129.00	10,000.00		10,000.00	10,000.00
82500 - Sewer Sales-After Hours	0.00	0.00	0.00	0.00	0.00	500.00		0.00	0.00
82700 - Grease Trap Inspections	2,950.00	4,275.00	4,000.00	4,000.00	1,672.39	4,000.00		4,000.00	4,000.00
83100 - Storm Water Sales	226,085.34	227,449.19	405,000.00	405,000.00	293,282.57	300,000.00		405,000.00	405,000.00
83900 - Penalty-Returned Checks	0.00	1,300.00	0.00	0.00	3,125.00	3,040.00		2,000.00	2,000.00
84000 - Street Maintenance Fee	601,700.00	817,470.03	812,000.00	812,000.00	770,705.72	812,000.00		812,000.00	812,000.00
89000 - Solid Waste Miscellaneous	2,805.57	3,068.64	3,500.00	3,500.00	4,097.14	3,500.00		3,500.00	3,500.00
91000 - Sale of City Property	0.00	57,806.00	50,000.00	50,000.00	0.00	11,000.00		0.00	0.00

**Consolidated Revenues - All Funds**

**For Fiscal: 10/2017-09/2018 Period Ending: 09/30/2018**

Sourc...	2016 Total Activity	2017 Total Activity	2018 Original Budget	2018 Total Budget (Amended)	2018 YTD Activity	Defined Budgets		2019 City Manager Proposed	2019 City Commission Adopted
						2018 Expected Annual			
91001 - Solid Waste Metal Revenue	2,309.15	3,999.00	1,000.00	1,000.00	678.00	1,000.00		1,500.00	1,500.00
91100 - Sale of City Publications	1,038.85	723.10	900.00	900.00	196.70	467.00		500.00	500.00
91200 - Recycling Revenue	199.11	1,736.36	250.00	250.00	3,597.85	1,930.00		250.00	250.00
91201 - Sale of Open Records Documents	695.55	503.62	620.00	620.00	726.99	650.00		500.00	500.00
91400 - Discount Revenue Sales Tax	1,307.41	1,219.05	1,200.00	1,200.00	1,237.65	1,323.00		1,500.00	1,500.00
91500 - Interest Earned	4,731.19	23,448.89	20,115.00	20,115.00	27,088.34	21,325.45		20,649.00	20,649.00
91501 - Interest Earned Cutwater	12,288.62	9,154.16	4,600.00	4,600.00	154.18	161.00		150.00	150.00
91502 - Interest Earned-MBIA	548.65	721.28	0.00	0.00	802.69	836.00		800.00	800.00
91503 - Interest Income	64,558.71	130,870.25	87,200.00	87,200.00	159,941.04	143,246.00		103,100.00	103,100.00
91510 - Interest Income	18,517.55	9,677.62	5,000.00	5,000.00	13,658.42	14,420.00		10,000.00	10,000.00
91520 - Interest Earned-Investment	33,346.71	39,163.63	30,034.00	30,034.00	4,957.86	12,818.00		18,800.00	18,800.00
92000 - Auction Revenue	43,215.00	140.40	1,000.00	1,000.00	625.00	0.00		15,000.00	15,000.00
96010 - Paving Lien Principal-1970's	0.00	2,796.65	0.00	0.00	774.20	800.00		800.00	800.00
99000 - Miscellaneous	151,613.29	65,132.00	26,400.00	26,400.00	98,339.56	102,562.00		31,250.00	31,250.00
99500 - Bond Proceeds	6,740,000.00	0.00	0.00	0.00	0.00	0.00		0.00	0.00
99600 - Bond Issuance Premium	198,693.07	0.00	0.00	0.00	0.00	0.00		0.00	0.00
99700 - Gain/Loss on Sale of Assets	15,000.00	48,000.00	0.00	0.00	0.00	0.00		0.00	0.00
<b>Report Total:</b>	<b>48,659,913.95</b>	<b>42,198,351.63</b>	<b>38,181,788.23</b>	<b>39,317,347.23</b>	<b>38,419,174.38</b>	<b>40,118,046.58</b>		<b>40,854,156.00</b>	<b>40,854,156.00</b>

# CONSOLIDATED EXPENDITURES ALL FUNDS



	<b>2017 Total Activity</b>	<b>2018 Original Budget</b>	<b>2018 Amended Budget</b>	<b>2018 Expected Annual</b>	<b>2019 Commission Adopted</b>
General Funds	\$ 23,643,313.19	\$ 22,748,042.54	\$ 23,492,268.29	\$ 22,240,922.13	\$ 21,859,808.00
General Fund Capital Projects	3,932,282.28	3,331,877.00	4,215,041.28	2,390,977.67	1,653,200.00
General Debt Service	1,443,109.60	1,514,965.00	1,514,965.00	1,580,785.00	1,433,515.00
Tourism Fund	783,264.89	784,190.00	789,715.00	769,728.70	774,411.00
Seizure Funds	671,337.69	547,291.75	855,777.11	546,578.99	951,274.00
Grant Funds	957,002.42	75,000.00	745,416.23	493,961.73	1,183,794.00
Enterprise - Utility Funds	11,135,339.88	12,852,056.00	13,315,567.12	12,716,285.30	13,736,285.00
Insurance Fund	3,657,936.14	4,142,026.00	4,142,026.00	4,147,800.00	4,172,075.00
<b>Total Consolidated Expenditures By Fund</b>	<b>\$ 46,223,586.09</b>	<b>\$ 45,995,448.29</b>	<b>\$ 49,070,776.03</b>	<b>\$ 44,887,039.52</b>	<b>\$ 45,764,362.00</b>



City of Kingsville, TX

# Consolidated Expenditures - All Funds

## Group Summary

For Fiscal: 10/2017-09/2018 Period Ending: 09/30/2018

Objec...	2016	2017	2018	2018	2018	Defined Budgets		2019	2019
	Total Activity	Total Activity	Original Budget	Total Budget (Amended)	YTD Activity	2018 Expected Annual	City Manager Proposed	City Commission Adopted	
11100 - Salaries & Wages	9,910,029.94	10,482,137.00	11,029,023.00	10,870,526.57	10,059,646.59	10,601,843.77	11,269,057.00	11,269,057.00	
11130 - Salaries - Election	0.00	0.00	0.00	216.58	216.58	216.58	0.00	0.00	
11200 - Overtime	900,855.10	890,546.09	843,100.00	927,953.12	923,218.82	973,720.62	875,199.00	875,199.00	
11201 - Overtime - PD	55,101.19	31,681.20	75,000.00	78,997.11	76,122.80	76,000.00	75,000.00	75,000.00	
11215 - Overtime-2012-PD-Stonegarden	0.00	0.00	0.00	0.00	0.00	0.00	0.00	0.00	
11216 - Overtime-2013-Stonegarden	0.00	0.00	0.00	0.00	0.00	0.00	0.00	0.00	
11217 - Overtime-2014-Stonegarden	25,953.55	0.00	0.00	0.00	0.00	0.00	0.00	0.00	
11218 - Overtime-2015-Stonegarden	3,740.48	43,612.62	0.00	3,765.00	3,764.76	3,765.00	0.00	0.00	
11219 - Overtime-2017-PD-Stonegarden	0.00	0.00	0.00	80,523.00	0.00	0.00	90,000.00	90,000.00	
11220 - Overtime-FLSA Contract	0.00	0.00	0.00	0.00	0.00	0.00	0.00	0.00	
11221 - Overtime-2018-Stonegarden	0.00	0.00	0.00	0.00	0.00	0.00	0.00	0.00	
11222 - Overtime-2016-Stonegarden	0.00	0.00	0.00	116,918.00	114,356.10	116,918.00	0.00	0.00	
11230 - Overtime-Election	0.00	0.00	0.00	712.25	712.22	712.25	0.00	0.00	
11250 - Overtime-Holiday Buy Back	0.00	0.00	0.00	0.00	0.00	0.00	0.00	0.00	
11255 - Overtime - Special Events	9,777.37	2,234.32	10,000.00	10,132.00	5,316.86	6,000.00	0.00	0.00	
11296 - OT - Op Border Star	0.00	0.00	0.00	0.00	0.00	0.00	0.00	0.00	
11299 - OT-Click It or Ticket	0.00	0.00	0.00	0.00	0.00	0.00	0.00	0.00	
11300 - Longevity	52,564.68	55,553.41	58,636.00	58,661.00	54,586.56	56,762.00	62,849.00	62,849.00	
11400 - Retirement - TMRS	1,032,317.59	1,053,765.24	1,152,133.00	1,135,728.80	974,306.04	1,066,599.51	1,055,275.00	1,055,275.00	
11415 - TMRS-2012-Stonegarden	0.00	0.00	0.00	0.00	0.00	0.00	0.00	0.00	
11416 - TMRS-2013-Stonegarden	0.00	0.00	0.00	0.00	0.00	0.00	0.00	0.00	
11417 - TMRS-2014-Stonegarden	2,671.37	0.00	0.00	0.00	0.00	0.00	0.00	0.00	
11418 - TMRS-2015-Stonegarden	350.48	4,049.79	0.00	343.00	342.34	343.00	0.00	0.00	
11419 - TMRS-2017-Stonegarden	0.00	0.00	0.00	8,471.00	0.00	0.00	0.00	0.00	
11420 - Retirement TMRS - FLSA	0.00	0.00	0.00	0.00	0.00	0.00	0.00	0.00	
11422 - TMRS-2016-Stonegarden	0.00	0.00	0.00	12,299.00	10,080.90	12,299.00	0.00	0.00	
11500 - FICA	816,292.47	852,286.33	928,421.00	933,461.00	833,134.83	887,424.09	948,727.00	948,727.00	
11511 - FICA-2010-TF-Stonegarden	0.00	0.00	0.00	0.00	0.00	0.00	0.00	0.00	
11513 - FICA-2011-TF-Stonegarden	0.00	0.00	0.00	0.00	0.00	0.00	0.00	0.00	
11515 - FICA-2012 Stonegarden	0.00	0.00	0.00	0.00	0.00	0.00	0.00	0.00	
11516 - FICA-2013-Stonegarden	0.00	0.00	0.00	0.00	0.00	0.00	0.00	0.00	
11517 - FICA-2014-Stonegarden	1,985.44	0.00	0.00	0.00	0.00	0.00	0.00	0.00	
11518 - FICA-2015-Stonegarden	286.15	3,344.35	0.00	131.00	291.64	292.00	0.00	0.00	
11519 - FICA-2017-Stonegarden	0.00	0.00	0.00	7,372.00	0.00	0.00	0.00	0.00	
11520 - FICA - FLSA	0.00	0.00	0.00	0.00	0.00	0.00	0.00	0.00	

**Consolidated Expenditures - All Funds**

**For Fiscal: 10/2017-09/2018 Period Ending: 09/30/2018**

Objec...	2016 Total Activity	2017 Total Activity	2018 Original Budget	2018 Total Budget (Amended)	2018 YTD Activity	Defined Budgets		2019 City Manager Proposed	2019 City Commission Adopted
						2018 Expected Annual			
11522 - FICA-2016-Stonegarden	0.00	0.00	0.00	10,704.00	8,757.45	10,704.00		0.00	0.00
11550 - FICA - Holiday Buy Back	0.00	0.00	0.00	0.00	0.00	0.00		0.00	0.00
11600 - Group Health Insurance	2,938,196.22	2,963,350.74	3,261,782.00	3,276,537.25	2,876,263.58	3,294,479.32		3,130,550.00	3,130,550.00
11601 - Group Health Ins-Retirees	26,164.65	24,391.67	29,000.00	29,000.00	22,871.65	29,000.00		29,000.00	29,000.00
11700 - Workers' Compensation	193,370.64	184,960.84	201,364.00	195,593.03	123,643.85	131,549.12		125,004.00	125,004.00
11701 - Workers' Comp-Election	0.00	0.00	0.00	0.00	0.00	0.00		0.00	0.00
11800 - Unemployment Compensation	52,686.17	6,115.61	73,860.00	74,034.06	51,411.86	66,128.69		72,399.00	72,399.00
11900 - Educational Incentive	19,869.94	20,769.89	19,802.00	20,356.00	21,439.14	21,255.28		24,004.00	24,004.00
12000 - Car Allowance	65,504.52	22,246.25	28,001.00	27,692.35	22,461.58	20,692.35		25,200.00	25,200.00
12100 - Clothing Allowance	10,122.88	10,628.34	10,599.00	10,599.00	7,858.74	8,276.00		9,903.00	9,903.00
12200 - Certification Pay	130,311.51	128,789.55	143,305.00	146,137.00	121,585.28	124,298.60		131,638.00	131,638.00
12300 - Life Insurance	18,798.77	20,390.13	22,260.00	22,279.12	20,489.94	20,703.45		22,362.00	22,362.00
12900 - Safety Incentive	17,727.12	12,256.05	11,944.00	14,674.00	14,674.00	14,674.00		15,000.00	15,000.00
13000 - Personnel Contingency	0.00	0.00	0.00	0.00	0.00	0.00		0.00	0.00
17600 - Volun-Workers' Comp	1,287.77	821.10	600.00	600.00	628.96	648.00		1,015.00	1,015.00
17700 - Volun-Retirement	7,672.20	4,707.49	10,400.00	10,400.00	7,296.32	10,400.00		10,400.00	10,400.00
19100 - Additional Insurance Contribution	142,994.00	0.00	0.00	0.00	0.00	0.00		0.00	0.00
19600 - KCVB 1/2 sal/ben	0.00	0.00	0.00	0.00	0.00	0.00		0.00	0.00
19800 - County 1/2 sal/ben	-440,171.71	-453,043.32	-471,849.00	-471,849.00	-332,340.06	-419,760.81		-459,584.00	-459,584.00
19900 - Salaries/Benefits (dif Agency)	-40,344.00	-39,674.00	-41,944.00	-41,944.00	-41,944.00	-41,944.00		-45,959.00	-45,959.00
21100 - Supplies	166,008.45	175,094.37	122,351.00	151,747.80	127,248.53	140,765.88		136,496.00	136,496.00
21110 - Employee Recognition Supplies	1,745.29	2,227.70	2,848.00	4,195.00	3,693.42	4,047.00		2,848.00	2,848.00
21125 - Testing Supplies	0.00	0.00	0.00	0.00	0.00	0.00		0.00	0.00
21130 - Supplies - Safety Incentives	4,071.06	1,891.85	4,475.00	2,778.00	2,502.56	2,503.00		4,175.00	4,175.00
21140 - Supplies-Historical Markers	0.00	0.00	0.00	0.00	0.00	0.00		0.00	0.00
21150 - Supplies-Open Records Document	973.61	853.36	900.00	1,016.00	1,015.61	900.00		900.00	900.00
21155 - Supplies-Parade Float	795.04	0.00	1,000.00	0.00	0.00	0.00		0.00	0.00
21176 - Irrigation Supplies	0.00	0.00	5,000.00	6,376.00	6,282.53	6,376.00		5,000.00	5,000.00
21177 - Pro Shop Supplies	0.00	0.00	6,000.00	2,000.00	1,470.56	3,000.00		6,000.00	6,000.00
21178 - Maintenance Supplies	0.00	0.00	7,500.00	13,300.00	14,270.42	12,710.00		7,500.00	7,500.00
21179 - Golf Course Accessories	0.00	0.00	4,849.00	2,000.00	2,062.00	3,500.00		4,849.00	4,849.00
21180 - Supplies-Child Safety Fund	490.00	0.00	0.00	360.00	0.00	360.00		0.00	0.00
21181 - Aggregates	0.00	0.00	2,800.00	2,000.00	1,340.00	1,200.00		2,800.00	2,800.00
21195 - Janitorial Supplies	0.00	0.00	10,000.00	8,687.56	7,836.41	9,176.93		20,000.00	20,000.00
21200 - Uniforms & Personal Wear	74,667.31	61,555.14	97,187.00	88,223.25	77,072.64	97,266.25		111,493.00	111,493.00
21225 - Uniforms-Protective Body Armor	0.00	0.00	0.00	0.00	0.00	0.00		0.00	0.00
21400 - Chemicals	226,599.31	237,690.55	225,120.00	241,920.00	233,740.50	239,376.00		237,528.00	237,528.00
21401 - Pool Chemicals	0.00	0.00	12,000.00	14,000.00	13,560.59	14,000.00		18,000.00	18,000.00
21402 - Weed Control Chemicals	0.00	0.00	4,500.00	1,500.00	389.24	4,000.00		4,500.00	4,500.00
21403 - Pesticide Chemicals	0.00	0.00	3,500.00	1,135.94	77.94	1,385.94		3,500.00	3,500.00
21404 - Fertilizer Chemicals	0.00	0.00	8,500.00	14,920.70	13,695.77	14,649.00		8,500.00	8,500.00

**Consolidated Expenditures - All Funds**

**For Fiscal: 10/2017-09/2018 Period Ending: 09/30/2018**

Objec...	2016 Total Activity	2017 Total Activity	2018 Original Budget	2018 Total Budget (Amended)	2018 YTD Activity	Defined Budgets		2019 City Manager Proposed	2019 City Commission Adopted
						2018 Expected Annual			
21500 - Motor Gas & Oil	430,411.06	467,628.59	503,807.00	509,725.47	476,897.13	517,940.00		566,130.00	566,130.00
21501 - Mileage	0.00	0.00	0.00	0.00	0.00	0.00		0.00	0.00
21514 - Mileage-2013-TF Stonegarden	0.00	0.00	0.00	0.00	0.00	0.00		0.00	0.00
21515 - Mileage-2012-Stonegarden	0.00	0.00	0.00	0.00	0.00	0.00		0.00	0.00
21516 - Mileage-2014-Stonegarden	4,120.89	0.00	0.00	0.00	0.00	0.00		0.00	0.00
21700 - Minor Eq/Furniture	367,413.99	284,905.60	121,040.00	240,622.26	180,755.95	250,808.93		151,949.00	151,949.00
21702 - Minor Equip/Office Furn	0.00	0.00	0.00	0.00	0.00	0.00		0.00	0.00
21725 - Furniture	0.00	0.00	0.00	0.00	0.00	0.00		0.00	0.00
21755 - Minor Eq-2012-TF-Stonegarden	0.00	0.00	0.00	0.00	0.00	0.00		0.00	0.00
21756 - Minor Eq-2013-TF Stonegarden	0.00	0.00	0.00	0.00	0.00	0.00		0.00	0.00
21757 - Minor Eq 2014-Stonegarden	35,497.55	0.00	0.00	0.00	0.00	0.00		0.00	0.00
21800 - Guns & Ammunition	5,188.04	7,316.05	10,430.00	10,322.00	10,320.63	10,430.00		29,576.00	29,576.00
21900 - Animal Care	12,410.65	9,149.41	10,900.00	10,900.00	8,621.58	10,460.00		10,900.00	10,900.00
22000 - Rollouts & Dumpsters	30,767.91	69,993.06	71,900.00	71,900.00	71,900.00	71,900.00		71,900.00	71,900.00
22100 - Lab Supplies/Chemicals	11,603.16	9,006.30	11,900.00	11,900.00	14,370.01	14,159.00		11,900.00	11,900.00
22400 - Medical Supplies	54,366.55	58,151.91	52,854.00	63,241.61	60,555.16	63,078.00		59,639.00	59,639.00
22401 - Safety/First Aid	0.00	0.00	1,450.00	490.13	817.19	1,378.00		1,450.00	1,450.00
22500 - Educational Materials/Supplies	1,407.15	5,663.91	7,200.00	6,409.00	4,015.78	4,675.00		4,800.00	4,800.00
22501 - Educational-Drug Prevention	3,388.65	6,070.74	11,000.00	6,000.00	714.19	6,000.00		11,000.00	11,000.00
22502 - Education-Library Books	18,004.60	17,253.80	20,000.00	17,723.00	11,202.93	15,618.00		20,000.00	20,000.00
22600 - Computers & Associated Equip	101,395.60	142,854.72	104,856.00	151,553.96	138,281.42	127,713.31		178,557.00	178,557.00
22602 - Computers & Associated Equip-Garage Software	809.65	1,785.85	0.00	0.00	0.00	0.00		0.00	0.00
22603 - Computers & Associated Equip-Fire Software	0.00	0.00	10,655.00	0.00	0.00	0.00		0.00	0.00
22604 - Computers & Associated Equip-Public Works Software	0.00	0.00	8,100.00	0.00	0.00	0.00		0.00	0.00
22800 - Water Meters	39,941.59	63,340.11	65,000.00	111,839.60	99,202.81	100,322.00		60,000.00	60,000.00
23100 - Advertising Supplies	0.00	0.00	0.00	0.00	0.00	0.00		0.00	0.00
23200 - Promotional Supplies	5,781.32	5,514.73	5,000.00	361.22	0.00	4,693.56		3,000.00	3,000.00
23201 - Promotional Expense	0.00	860.00	0.00	900.00	900.00	0.00		0.00	0.00
23300 - Visitor Supplies	2,036.08	1,090.14	1,000.00	806.44	399.16	450.00		700.00	700.00
23500 - Merchandise-Cost of Goods Sold	12,336.85	20,233.59	8,400.00	8,000.00	423.60	8,000.00		8,400.00	8,400.00
23501 - Alcohol-Cost of Goods Sold	0.00	8,107.80	0.00	9,000.00	10,127.57	9,000.00		9,000.00	9,000.00
31100 - Communications	280,557.61	209,585.70	257,108.00	264,575.42	219,114.89	251,138.00		268,550.00	268,550.00
31102 - Communications - Municipal Building	11,175.04	28,821.29	35,000.00	35,000.00	32,116.70	35,000.00		35,000.00	35,000.00
31103 - Communications - City Hall Complex	6,737.94	33,056.17	35,000.00	37,000.00	36,645.77	35,000.00		37,944.00	37,944.00
31104 - Communications - Cottage Building	0.00	0.00	30,000.00	38.64	0.00	38.64		0.00	0.00
31300 - Postage & Freight	101,424.84	95,424.82	89,305.00	106,815.29	103,849.46	104,686.00		99,841.00	99,841.00
31400 - Professional Services	1,289,830.21	713,297.50	654,357.00	896,238.96	705,978.11	900,037.47		760,367.00	760,367.00
31401 - PrfSrv-Appraisal Dst	135,297.84	141,863.43	169,643.00	162,722.00	152,577.03	169,643.00		167,791.00	167,791.00
31404 - PrfSrv-Bond IssueCosts/Fees	89,000.00	0.00	0.00	0.00	0.00	0.00		0.00	0.00
31407 - PrfSrv-GASB Implementation	0.00	0.00	0.00	0.00	0.00	0.00		0.00	0.00
31410 - ProfSrv-Sftware Mnt	156,031.52	165,722.93	248,364.00	248,364.00	245,597.59	248,363.00		285,757.00	285,757.00



**Consolidated Expenditures - All Funds**

**For Fiscal: 10/2017-09/2018 Period Ending: 09/30/2018**

Objec...	2016 Total Activity	2017 Total Activity	2018 Original Budget	2018 Total Budget (Amended)	2018 YTD Activity	Defined Budgets		2019 City Manager Proposed	2019 City Commission Adopted
						2018 Expected Annual			
31418 - PrfSrv-Financial Consulting	0.00	0.00	0.00	0.00	0.00	0.00		0.00	0.00
31419 - Prf Srv - Employee Recognition & Safety Committee	0.00	0.00	0.00	0.00	0.00	0.00		0.00	0.00
31420 - PrfSrv-Bandstand Utilities	873.79	878.92	1,000.00	900.00	802.77	887.00		0.00	0.00
31421 - Prof Serv - ORCA	35,499.96	183,417.26	0.00	0.00	0.00	0.00		0.00	0.00
31422 - PrfSrv-CallCntr Utilities	0.00	2,600.40	0.00	0.00	0.00	0.00		0.00	0.00
31425 - Prof. Services-GPS	24,939.00	25,551.47	30,888.00	27,305.00	21,825.00	28,734.00		18,953.00	18,953.00
31427 - Prf Srv-Actuarial Services	0.00	7,500.00	4,358.00	1,000.00	900.00	900.00		9,000.00	9,000.00
31430 - PrfServ-KC Golf Course	0.00	0.00	0.00	0.00	0.00	0.00		0.00	0.00
31431 - ProfServ-NASK Air Show	500.00	0.00	500.00	3,000.00	3,000.00	3,000.00		0.00	0.00
31433 - Prof Srvcs-TAMUK Stadium Renov	25,000.00	25,000.00	25,000.00	25,000.00	0.00	25,000.00		25,000.00	25,000.00
31434 - PrfSrv-Rehrig Software Maint	8,400.00	8,400.00	9,500.00	9,500.00	7,099.20	9,500.00		8,400.00	8,400.00
31439 - Prof Serv-Events & Clean Up	11,976.59	10,489.47	7,000.00	7,000.00	6,916.17	7,000.00		7,000.00	7,000.00
31441 - Special Events & Festivals	3,996.05	10,322.50	5,000.00	11,530.04	4,193.61	5,057.61		12,780.00	12,780.00
31442 - Prof Srv-HALO Flight	10,000.00	10,000.00	10,000.00	10,000.00	10,000.00	10,000.00		10,000.00	10,000.00
31444 - Prf Svcs - Donations	0.00	25,000.00	25,000.00	25,000.00	25,000.00	25,000.00		30,000.00	30,000.00
31445 - Prf Svcs-Administrative Fees	567,576.17	542,859.11	571,026.00	571,026.00	603,742.40	616,000.00		570,777.00	570,777.00
31447 - ProfSrv-Master Plan	50,084.53	22,409.47	0.00	0.00	0.00	0.00		0.00	0.00
31448 - ProfSrv-Health & Wellness Initiative	0.00	0.00	0.00	10,000.00	0.00	10,000.00		10,000.00	10,000.00
31450 - Prof Serv-Water Rate Study	0.00	0.00	8,000.00	0.00	0.00	0.00		0.00	0.00
31451 - Prof Srv-Amb - Intermedix	38,970.73	51,767.50	71,250.00	71,250.00	41,805.82	56,825.00		60,000.00	60,000.00
31453 - Prf Svcs-Stop Loss Premiums	445,665.12	492,675.10	571,000.00	571,000.00	526,233.46	531,800.00		584,612.00	584,612.00
31454 - PrfSev-Study Drainage	0.00	37,478.47	40,000.00	0.00	0.00	0.00		0.00	0.00
31455 - PrfSrv-Gr Kvl Economic Dev	0.00	0.00	0.00	0.00	0.00	0.00		0.00	0.00
31456 - Prof Serv-Bond Cst, Other Fees	0.00	0.00	0.00	0.00	0.00	0.00		0.00	0.00
31458 - Contractual Services	7,677.88	14,024.48	6,100.00	9,281.18	9,281.18	9,282.00		4,285.00	4,285.00
31461 - PrfSvcs-TAMUK	0.00	0.00	0.00	0.00	0.00	0.00		0.00	0.00
31462 - Prof Srv-Kleberg Co. Veterans Service Office	0.00	0.00	0.00	0.00	0.00	0.00		0.00	0.00
31463 - ProfSvc-Kleberg Co. Airport	8,333.50	0.00	0.00	0.00	0.00	0.00		0.00	0.00
31464 - Prof Svc-TX DOT Agreement	13,345.98	13,345.98	13,346.00	13,346.00	13,345.98	13,346.00		13,346.00	13,346.00
31465 - Prof Svc-Investment Grade Audit	0.00	0.00	0.00	0.00	0.00	0.00		0.00	0.00
31470 - Prof Svcs - Audit Services	120,182.71	122,662.91	147,401.00	128,075.77	113,512.68	149,327.65		123,906.00	123,906.00
31475 - Prof Svcs-SWR Collection Expense	0.00	0.00	0.00	1,582.00	1,766.69	1,582.00		2,000.00	2,000.00
31488 - Prof. Services-Minor Vet Care	8,132.25	10,207.16	10,000.00	11,000.00	10,355.99	9,540.00		15,000.00	15,000.00
31489 - ProfSvc-Underwriter's Discount	0.00	0.00	0.00	0.00	0.00	0.00		0.00	0.00
31495 - 5K Event	0.00	0.00	2,000.00	600.00	281.70	600.00		1,600.00	1,600.00
31496 - Track Team	1,436.00	0.00	1,400.00	2,500.00	1,572.00	2,500.00		1,400.00	1,400.00
31497 - Swim Team Program	2,654.50	3,939.58	4,000.00	842.94	0.00	2,500.00		1,400.00	1,400.00
31498 - Adult Softball Leauge	6,204.00	9,760.76	10,000.00	10,225.00	3,605.65	8,331.00		10,000.00	10,000.00
31499 - Recreational Programs	19,824.89	26,562.46	17,171.00	27,562.00	33,558.68	31,285.00		10,171.00	10,171.00
31500 - Printing & Publishing	58,229.67	69,778.31	75,784.00	100,765.35	74,952.81	84,607.17		84,955.00	84,955.00
31501 - Liens & Ads w/ Health Dept	0.00	820.00	2,155.00	2,155.00	92.00	2,129.00		2,010.00	2,010.00

**Consolidated Expenditures - All Funds**

**For Fiscal: 10/2017-09/2018 Period Ending: 09/30/2018**

Objec...	2016 Total Activity	2017 Total Activity	2018 Original Budget	2018 Total Budget (Amended)	2018 YTD Activity	Defined Budgets		2019 City Manager Proposed	2019 City Commission Adopted
						2018 Expected Annual			
31520 - Printing/Publishing-Promos	10,540.55	5,324.00	9,000.00	557.51	0.00	7,500.00	0.00	0.00	
31530 - Printing - Safety Incentives	0.00	0.00	0.00	0.00	0.00	0.00	0.00	0.00	
31550 - Printing - Employment Ads	5,097.02	3,818.07	8,000.00	12,000.00	10,327.57	11,000.00	10,000.00	10,000.00	
31600 - Membership, Training, Travel	144,707.76	149,274.70	189,850.00	189,019.25	151,097.40	183,600.31	120,274.00	120,274.00	
31601 - Mayor Fugate-Training & Travel	2,681.70	3,090.13	4,000.00	4,000.00	2,414.58	4,000.00	5,000.00	5,000.00	
31602 - Commissioner Garcia-Training & Travel	3,878.74	3,198.67	6,000.00	6,991.92	6,991.92	6,891.92	0.00	0.00	
31603 - Commissioner Lopez-Training & Travel	1,579.19	1,044.31	4,000.00	4,000.00	2,028.77	2,000.00	5,000.00	5,000.00	
31604 - Commissioner Pecos -Training & Travel	3,815.47	2,972.48	6,000.00	5,108.08	4,925.32	5,108.00	5,000.00	5,000.00	
31605 - Commissioner Pena-Training & Travel	567.95	1,531.27	4,000.00	1,409.00	1,408.31	1,408.31	0.00	0.00	
31606 - CM-Training & Travel	0.00	0.00	8,300.00	9,500.00	9,363.35	8,300.00	8,300.00	8,300.00	
31607 - CS-Training & Travel	0.00	0.00	7,700.00	7,700.00	6,729.18	7,700.00	7,700.00	7,700.00	
31608 - Commissioner Hinojosa-Training & Travel	0.00	0.00	0.00	1,645.50	1,643.28	1,295.50	5,000.00	5,000.00	
31609 - Commissioner Leubert-Training & Travel	0.00	0.00	0.00	1,295.50	20.00	1,295.50	5,000.00	5,000.00	
31610 - Travel - Mileage Reimb	76.91	299.98	480.00	2,280.00	221.58	600.00	4,800.00	4,800.00	
31612 - Travel - Moving Reimb	0.00	3,000.00	0.00	1,833.53	1,833.53	1,833.53	0.00	0.00	
31620 - Training & Travel - Fire Chief	0.00	0.00	0.00	0.00	0.00	0.00	5,000.00	5,000.00	
31621 - Training & Travel - Civil Service	0.00	0.00	0.00	0.00	0.00	0.00	15,000.00	15,000.00	
31625 - Training & Travel-Special Events	736.22	606.00	2,000.00	2,000.00	1,315.06	2,000.00	1,000.00	1,000.00	
31630 - Training & Travel - Police Chief	0.00	0.00	0.00	0.00	0.00	0.00	4,915.00	4,915.00	
31640 - Training & Travel - Finance Admin	0.00	0.00	0.00	0.00	0.00	0.00	18,350.00	18,350.00	
31641 - Training & Travel - Purchasing	0.00	0.00	0.00	0.00	0.00	0.00	5,550.00	5,550.00	
31651 - Training & Travel - HR	0.00	0.00	0.00	0.00	0.00	0.00	6,000.00	6,000.00	
31652 - Training & Travel - Risk Mgmt	0.00	0.00	0.00	0.00	0.00	0.00	1,800.00	1,800.00	
31660 - Training & Travel - Engineering	0.00	0.00	0.00	0.00	0.00	0.00	2,981.00	2,981.00	
31661 - Training & Travel - Public Works Admin	0.00	0.00	0.00	0.00	0.00	0.00	2,473.00	2,473.00	
31700 - Memberships & Dues	33,867.04	37,132.43	45,286.00	38,218.25	30,836.81	40,578.00	48,822.00	48,822.00	
31800 - Equipment Rent	49,797.67	80,107.63	87,859.00	55,597.90	47,318.47	55,171.00	46,988.00	46,988.00	
31900 - Catering	22,733.51	24,843.52	25,965.00	24,589.40	18,207.24	24,646.00	29,032.00	29,032.00	
31910 - Catering-Employee Appreciation	80.00	352.00	88.00	88.00	0.00	88.00	242.00	242.00	
32100 - State Fees	85,497.50	88,796.20	114,318.00	93,996.00	89,354.56	91,394.30	115,096.00	115,096.00	
32110 - State Fees-TCEQ Penalty	0.00	0.00	0.00	0.00	0.00	0.00	0.00	0.00	
32300 - Utilities	1,432,619.85	1,496,622.89	1,221,063.00	1,218,209.95	1,068,975.82	1,223,076.00	1,154,118.00	1,154,118.00	
32301 - Utilities - La Posada	512.69	347.06	500.00	1,096.00	907.92	1,096.00	1,200.00	1,200.00	
32302 - Utilities - Municipal Building	16,720.63	46,323.73	40,000.00	36,000.00	32,272.69	36,000.00	36,075.00	36,075.00	
32303 - Utilities - City Hall Complex	16,614.85	48,471.12	33,967.00	39,967.00	36,867.24	47,967.00	42,789.00	42,789.00	
32304 - Utilities - Cottage Building	0.00	379.76	27,500.00	14,166.00	994.18	1,200.00	1,200.00	1,200.00	
32400 - Laundry	52,011.11	49,851.65	53,338.00	54,058.00	48,614.88	54,363.00	54,804.00	54,804.00	
32500 - Medical Treatment	9,668.00	13,036.37	23,723.00	24,356.09	15,633.77	21,133.09	21,623.00	21,623.00	
32600 - Election	18,606.60	229.96	39,000.00	30,267.80	20,925.71	20,925.71	10,000.00	10,000.00	
32700 - Attorney Fees & Court Costs	0.00	0.00	0.00	0.00	0.00	0.00	0.00	0.00	
32800 - Claims Paid Against City	0.00	2,119.03	10,000.00	4,525.00	-4,060.72	9,000.00	10,000.00	10,000.00	

**Consolidated Expenditures - All Funds**

**For Fiscal: 10/2017-09/2018 Period Ending: 09/30/2018**

Objec...	2016 Total Activity	2017 Total Activity	2018 Original Budget	2018 Total Budget (Amended)	2018 YTD Activity	Defined Budgets		2019 City Manager Proposed	2019 City Commission Adopted
						2018 Expected Annual			
32803 - Claims - City Special	4.77	0.00	0.00	0.00	0.00	0.00	0.00	0.00	0.00
32805 - Claims - Risk Management	0.00	0.00	0.00	0.00	0.00	0.00	0.00	0.00	0.00
32807 - Claims - Development Services	0.00	0.00	0.00	0.00	0.00	0.00	0.00	0.00	0.00
32809 - Claims - Sanitation Collection	0.00	0.00	0.00	0.00	0.00	0.00	0.00	0.00	0.00
32810 - Claims - Landfill	0.00	0.00	0.00	3,000.00	3,000.00	3,000.00	0.00	0.00	0.00
32815 - Claims - Police Admin	1,676.00	0.00	0.00	0.00	0.00	0.00	0.00	0.00	0.00
32816 - Claims - Police Patrol	-533.89	-1,101.35	0.00	1,000.00	-1,306.87	1,000.00	0.00	0.00	0.00
32817 - Claims - Police Communications	0.00	-8,396.29	0.00	0.00	0.00	0.00	0.00	0.00	0.00
32820 - Claims - Fire	0.00	0.00	0.00	0.00	0.00	0.00	0.00	0.00	0.00
32824 - Claims - Street	0.00	0.00	0.00	0.00	0.00	0.00	0.00	0.00	0.00
32827 - Claims - Water Construction	26.00	0.00	0.00	0.00	0.00	0.00	0.00	0.00	0.00
32828 - Claims - Water Production	10,346.00	0.00	0.00	0.00	0.00	0.00	0.00	0.00	0.00
32829 - Claims - Meter Readers	0.00	0.00	0.00	1,475.00	1,474.36	1,474.36	0.00	0.00	0.00
32831 - Claims - WW North Plant	0.00	0.00	0.00	0.00	-3,330.40	-3,330.40	0.00	0.00	0.00
32836 - Claims - Litter Abatement	0.00	1,862.55	0.00	0.00	0.00	0.00	0.00	0.00	0.00
32838 - Claims - Task Force	0.00	0.00	0.00	0.00	0.00	0.00	0.00	0.00	0.00
32900 - Volunteer Fire	0.00	0.00	0.00	0.00	0.00	0.00	0.00	0.00	0.00
33100 - Subscriptions	16,187.31	24,282.09	36,119.00	32,718.90	26,642.93	33,154.62	21,869.00	21,869.00	21,869.00
33101 - Subscriptions & Dues	99.00	149.00	0.00	250.00	249.99	249.99	250.00	250.00	250.00
33200 - Confidential & Imprest Expense	4,000.00	15,000.00	30,000.00	30,000.00	15,000.00	30,000.00	30,000.00	30,000.00	30,000.00
33501 - Insurance-Property/Liability	427,393.66	462,141.89	462,420.00	481,506.00	482,187.28	481,831.00	534,008.00	534,008.00	534,008.00
34000 - Jail Contract Expense	164,700.00	146,505.00	164,250.00	146,628.50	140,525.00	164,250.00	150,000.00	150,000.00	150,000.00
34001 - Advertising Services	32,021.25	57,887.19	56,540.00	81,811.33	70,588.91	70,535.00	80,452.00	80,452.00	80,452.00
34100 - Collection Exp-Tax Office	16,812.00	16,770.00	17,000.00	17,000.00	16,836.00	17,000.00	17,000.00	17,000.00	17,000.00
34200 - Special Services	75,124.32	90,639.08	73,640.00	92,327.20	78,167.90	93,347.54	97,470.00	97,470.00	97,470.00
34300 - Other Services	4,974.58	5,696.50	4,200.00	3,518.00	1,477.18	2,653.00	4,200.00	4,200.00	4,200.00
34301 - Other Services-STWA	348,392.25	351,511.94	360,000.00	360,000.00	319,046.75	360,000.00	370,000.00	370,000.00	370,000.00
34400 - Keep Kingsville Beautiful	11,525.23	10,016.50	10,000.00	10,000.00	5,277.28	10,000.00	10,000.00	10,000.00	10,000.00
34500 - Community Appearance City/KWOP	9,942.87	484.98	10,000.00	15,000.00	14,720.00	11,135.00	12,500.00	12,500.00	12,500.00
34501 - Community Appear-Sign Removal	0.00	0.00	0.00	0.00	0.00	0.00	0.00	0.00	0.00
34502 - Community Appear-Citizens Demo	0.00	0.00	0.00	0.00	0.00	0.00	0.00	0.00	0.00
34600 - Facade Grants	19,000.00	11,970.00	50,000.00	43,000.00	34,406.72	43,000.00	43,000.00	43,000.00	43,000.00
34602 - Mural Program	0.00	0.00	0.00	5,000.00	0.00	5,000.00	5,000.00	5,000.00	5,000.00
34603 - Window Graphics Program	0.00	0.00	0.00	2,000.00	960.00	960.00	2,000.00	2,000.00	2,000.00
34700 - Event Support Services	3,856.20	5,659.11	5,000.00	6,086.57	5,561.04	6,086.57	0.00	0.00	0.00
34800 - Visitor Programs	202.65	0.00	200.00	0.00	0.00	0.00	0.00	0.00	0.00
35000 - Professional Svcs-Museum	72,925.18	78,557.85	69,286.00	69,286.00	66,432.29	69,286.00	75,000.00	75,000.00	75,000.00
35500 - Economic Development-Incentive Obligations	0.00	32,895.65	65,313.29	65,313.29	61,882.54	61,882.54	0.00	0.00	0.00
37500 - Miscellaneous Bank Expenses	1,450.14	-637.13	100.00	639.00	535.56	539.00	100.00	100.00	100.00
39000 - Entrust Ins Claims Paid	2,208,867.53	2,622,381.93	3,000,000.00	3,000,000.00	2,878,270.56	3,000,000.00	3,016,686.00	3,016,686.00	3,016,686.00
39402 - Operating Transfers	0.00	0.00	0.00	0.00	0.00	0.00	0.00	0.00	0.00

**Consolidated Expenditures - All Funds**

**For Fiscal: 10/2017-09/2018 Period Ending: 09/30/2018**

Objec...	2016 Total Activity	2017 Total Activity	2018 Original Budget	2018 Total Budget (Amended)	2018 YTD Activity	Defined Budgets		2019 City Manager Proposed	2019 City Commission Adopted
						2018 Expected Annual			
41100 - Vehicle Maintenance	585,443.46	668,723.72	562,808.00	726,725.00	716,486.10	740,931.32		547,187.00	547,187.00
41400 - Equipment Maintenance	54,311.68	78,998.82	64,697.00	70,647.64	56,752.56	71,500.66		63,410.00	63,410.00
41600 - Maint - Rollouts & Dumpsters	1,275.96	814.77	2,500.00	1,400.00	580.00	1,800.00		5,540.00	5,540.00
51100 - Building Maintenance	180,384.09	81,778.97	93,134.00	95,537.00	89,729.82	86,220.00		119,598.00	119,598.00
51102 - Building Maintenance - Municipal Building	7,977.90	5,804.51	15,600.00	15,600.00	15,351.18	15,600.00		20,000.00	20,000.00
51103 - Building Maintenance - City Hall Complex	3,433.46	8,898.84	17,450.00	16,912.44	17,411.44	16,750.00		15,000.00	15,000.00
52100 - Street & Bridge	797,400.10	574,198.16	1,274,902.00	1,182,911.07	805,871.00	1,182,906.07		1,262,021.00	1,262,021.00
52105 - Street & Bridge - Alley	0.00	90.00	50,000.00	50,000.00	10,837.00	50,000.00		50,000.00	50,000.00
52115 - Jet Rehab Kleberg park	0.00	0.00	0.00	0.00	0.00	0.00		0.00	0.00
52126 - Street & Bridge-Wildwood	0.00	0.00	0.00	0.00	0.00	0.00		0.00	0.00
52131 - Public Works-Phase 1 of 6th Street Overlay	0.00	944,597.48	0.00	0.00	0.00	0.00		0.00	0.00
52132 - Public Works-Phase 2-CO Street Project	0.00	71,467.75	300,000.00	235,679.33	235,679.33	235,679.33		0.00	0.00
52200 - Signs & Signals	2,383.00	8,733.57	42,500.00	24,242.00	23,792.36	27,500.00		40,000.00	40,000.00
52201 - Signs - Wayfinding	10,528.23	41,500.00	0.00	0.00	0.00	0.00		0.00	0.00
53100 - Drainage	480,860.87	456,712.37	921,739.00	898,439.00	368,196.58	405,000.00		1,334,200.00	1,334,200.00
54100 - Water Line	191,737.61	82,843.75	186,314.00	192,326.00	182,069.54	186,314.00		175,000.00	175,000.00
54105 - 18" Transmission Line	310.05	526.22	0.00	22.00	21.63	22.00		0.00	0.00
54110 - 8" Water Line Replacement-CDBG	111,986.93	191,926.07	0.00	42,587.00	39,500.00	42,587.00		0.00	0.00
54200 - Water Meter Parts	4,271.08	54.84	4,275.00	4,275.00	4,212.37	4,275.00		4,850.00	4,850.00
54300 - Utility Plant	412,628.20	422,772.64	396,783.00	502,837.00	452,570.26	515,442.00		486,624.00	486,624.00
55100 - Sewer Line	0.00	0.00	100.00	100.00	0.00	90.00		100.00	100.00
55104 - Sewer Lines & Manholes	34,323.44	101,661.95	42,000.00	42,000.00	41,445.35	42,000.00		42,000.00	42,000.00
59100 - Grounds & Perm Fixtures	43,663.55	115,427.49	82,220.00	124,856.10	104,008.06	115,719.16		652,529.00	652,529.00
59101 - Grounds & Perm Fixtures-Parks-Pool Renov.	25,550.00	0.00	0.00	0.00	0.00	0.00		0.00	0.00
59102 - Grounds & Perm Fixtures-Parks Parking Lots	16,789.64	0.00	0.00	0.00	0.00	0.00		0.00	0.00
59103 - Grounds & Perm Fixtures-Parks-Field Improvements	16,377.69	0.00	0.00	0.00	0.00	0.00		0.00	0.00
59104 - Parks-City Green Phase 1	0.00	0.00	200,000.00	150,000.00	0.00	0.00		150,000.00	150,000.00
59105 - Bandstand Relocation	0.00	0.00	0.00	0.00	0.00	0.00		500.00	500.00
59106 - Golf Course-Grounds & Perm-Bridge	0.00	0.00	20,000.00	0.00	0.00	0.00		0.00	0.00
59107 - Golf Course-Grounds & Perm-Fence	0.00	0.00	30,000.00	0.00	0.00	0.00		0.00	0.00
59110 - Brookshire Park-1	0.00	0.00	1,000.00	0.00	0.00	0.00		1,000.00	1,000.00
59111 - Brookshire Park-Pool	0.00	0.00	2,000.00	900.00	1,175.00	1,800.00		2,000.00	2,000.00
59112 - Corral Park	0.00	0.00	1,000.00	113.92	113.92	200.00		1,000.00	1,000.00
59113 - Dick Kleberg Park	0.00	0.00	7,000.00	8,078.40	7,878.40	8,079.00		7,000.00	7,000.00
59114 - Flato Park	0.00	0.00	1,000.00	0.00	0.00	800.00		1,000.00	1,000.00
59115 - Flores Park	0.00	0.00	1,000.00	0.00	924.00	800.00		1,000.00	1,000.00
59116 - Thompson Park	0.00	0.00	1,000.00	521.51	310.16	800.00		1,000.00	1,000.00
59117 - Parks-Dog Park	0.00	0.00	0.00	0.00	0.00	0.00		0.00	0.00
59118 - Parks-Park Project	0.00	0.00	0.00	0.00	0.00	0.00		0.00	0.00
59120 - Parks Project Overrun Contingency	0.00	0.00	0.00	0.00	0.00	0.00		0.00	0.00
59200 - Landfill Closure Cost	0.00	0.00	0.00	0.00	0.00	0.00		0.00	0.00

Consolidated Expenditures - All Funds

For Fiscal: 10/2017-09/2018 Period Ending: 09/30/2018

Objec...	2016 Total Activity	2017 Total Activity	2018 Original Budget	2018 Total Budget (Amended)	2018 YTD Activity	Defined Budgets		2019 City Manager Proposed	2019 City Commission Adopted
						2018 Expected Annual			
61100 - Principle	1,463,484.68	980,797.68	2,330,000.00	2,330,000.00	2,330,000.00	2,330,000.00		2,325,002.00	2,325,002.00
62100 - Interest	683,941.01	820,383.78	729,900.00	729,900.00	729,900.00	795,720.00		678,127.00	678,127.00
63100 - Paying Agent Fees	4,550.00	5,300.00	5,400.00	5,400.00	5,150.00	5,650.00		5,400.00	5,400.00
63500 - Pmt to Escrow Agent	0.00	0.00	0.00	0.00	0.00	0.00		0.00	0.00
64000 - Bond Issuance Costs	0.00	0.00	0.00	0.00	0.00	0.00		0.00	0.00
64100 - Operating Lease	119,648.33	138,221.25	152,432.00	128,119.35	114,266.32	126,858.20		154,862.00	154,862.00
64200 - Capital Lease-Principle	122,639.60	130,282.15	375,285.02	395,015.02	238,341.14	292,491.00		421,284.00	421,284.00
64201 - Capital Lease-Interest	15,654.76	13,305.51	19,707.00	23,864.00	26,459.02	29,612.00		41,553.00	41,553.00
71100 - Vehicle	0.00	636,444.68	219,177.75	527,677.75	1,122,686.96	227,670.92		1,198,586.00	1,198,586.00
71114 - Vehicle 2014-PD Stonegarden	0.00	0.00	0.00	0.00	0.00	0.00		0.00	0.00
71140 - Public Works-Brush Truck-3 Replacement Beds	0.00	216,598.00	0.00	0.00	0.00	0.00		0.00	0.00
71200 - Machinery/Equipment	120,706.34	902,157.21	2,005,351.00	2,084,924.20	1,215,566.18	1,339,482.82		113,761.00	113,761.00
71201 - Parks Capital Projects	0.00	0.00	0.00	307,000.00	0.00	0.00		0.00	0.00
71205 - Equipment-SCADA etc	0.00	0.00	0.00	0.00	0.00	0.00		0.00	0.00
71215 - Golf Course Capital Projects - Course Improvements	0.00	37,870.95	47,241.00	244,702.00	244,160.13	244,500.00		0.00	0.00
71216 - Downtown Revitalization Improvements	0.00	0.00	995,000.00	960,632.00	16,732.32	16,732.32		200,000.00	200,000.00
71217 - City Hall Complex Improvements	150,901.32	6,147.50	9,003.00	0.00	0.00	0.00		0.00	0.00
71220 - Parks-Street & Parking-DKP	0.00	0.00	481,125.00	0.00	0.00	0.00		0.00	0.00
71221 - Parks-Parking Lots at Park Facilities	0.00	0.00	133,210.00	0.00	0.00	0.00		0.00	0.00
71222 - Parks-Pier Enhancements	0.00	21,059.16	0.00	0.00	0.00	0.00		0.00	0.00
71223 - Parks-Skate Park	0.00	286,647.55	25,510.00	30,195.13	30,195.13	30,195.13		0.00	0.00
71224 - Parks-Splash Pad	0.00	0.00	200,000.00	174,141.94	174,095.57	174,111.94		15,000.00	15,000.00
71225 - Parks-Brookshire Pool Renovation	0.00	152,601.18	80,059.00	29,286.26	7,006.26	29,286.26		110,000.00	110,000.00
71226 - Parks-Office Community Bldg Improvements	0.00	31,719.32	51,638.00	85,280.14	85,023.36	85,280.14		0.00	0.00
71227 - Parks-Equipment Barn Improvements	0.00	0.00	0.00	0.00	0.00	0.00		0.00	0.00
71228 - Parks-Field Improvements	0.00	29,430.00	4,192.00	0.00	0.00	0.00		5,000.00	5,000.00
71229 - Parks-Parks Master Plan	0.00	0.00	0.00	0.00	0.00	0.00		0.00	0.00
71230 - Public Works-Brush Box Burner	107,333.08	0.00	0.00	0.00	0.00	0.00		0.00	0.00
71231 - Public Works-Pro Patcher	0.00	147,283.00	0.00	0.00	0.00	0.00		0.00	0.00
71232 - PD-Radio Backbone	0.00	8,837.72	0.00	827,114.28	823,521.24	827,021.24		0.00	0.00
71233 - PD-Radios	0.00	0.00	0.00	0.00	0.00	0.00		0.00	0.00
71234 - Fire-Radios	0.00	0.00	0.00	0.00	0.00	0.00		0.00	0.00
71235 - Fire-Ambulance & EMS Equipment	0.00	201,695.00	0.00	0.00	0.00	0.00		0.00	0.00
71236 - Golf-Driving Range/Practice Facility	86,097.01	0.00	0.00	0.00	0.00	0.00		0.00	0.00
71237 - Golf-Entrance & Signage Enhancements	8,640.89	300.00	4,418.00	0.00	0.00	0.00		0.00	0.00
71238 - Golf-Interior Enhancements	507.57	19,679.76	6,219.00	0.00	0.00	0.00		0.00	0.00
71239 - Golf Course Irrigation System	0.00	139,584.26	85,509.00	100,726.74	98,279.26	98,279.26		0.00	0.00
71300 - Building	1,904,328.57	38,180.90	821,806.00	1,193,038.83	1,169,245.04	1,193,038.83		28,776.00	28,776.00
71307 - Parks-Downtown Pavilion	0.00	0.00	50,000.00	50,000.00	49,188.89	31,688.89		0.00	0.00
71308 - Golf-Bridge	0.00	21,350.00	0.00	0.00	0.00	0.00		0.00	0.00
71309 - Parks-Dog Park	0.00	0.00	0.00	125,500.00	0.00	0.00		125,500.00	125,500.00

**Consolidated Expenditures - All Funds**

**For Fiscal: 10/2017-09/2018 Period Ending: 09/30/2018**

Objec...	2016 Total Activity	2017 Total Activity	2018 Original Budget	2018 Total Budget (Amended)	2018 YTD Activity	Defined Budgets		2019 City Manager Proposed	2019 City Commission Adopted
						2018 Expected Annual			
71310 - City Hall Complex-Landscaping	0.00	4,327.50	125,000.00	120,672.50	4,300.00	4,300.00		116,372.00	116,372.00
71311 - City Hall Complex-Cottage Building Remodel	10,907.65	971,917.69	0.00	15,797.45	15,797.45	15,797.45		0.00	0.00
71312 - Public Works-Roof Replacement	0.00	0.00	0.00	0.00	0.00	0.00		0.00	0.00
71313 - Fire-Station 1 Improvements	23,451.50	87,784.31	0.00	0.00	0.00	0.00		0.00	0.00
71314 - Health-Roof & Porch Improvements	0.00	0.00	25,000.00	25,000.00	0.00	0.00		0.00	0.00
71315 - Library-The Maker's Zone	0.00	0.00	0.00	0.00	0.00	0.00		0.00	0.00
71316 - Library-Staff Breakroom	1,725.00	3,277.93	0.00	0.00	0.00	0.00		0.00	0.00
71317 - City Hall Complex-Gym Demolition	0.00	0.00	0.00	0.00	0.00	0.00		0.00	0.00
71318 - Fire-Station 2 Improvements	0.00	0.00	0.00	40,585.86	39,826.71	40,585.86		0.00	0.00
71319 - Parks-Kiddie Pool	0.00	0.00	0.00	183,907.00	183,820.00	183,640.00		0.00	0.00
71320 - Train Depot Canopy	0.00	0.00	0.00	0.00	0.00	0.00		0.00	0.00
71400 - Landfill Expansion	271,626.40	1,874,447.00	0.00	0.00	0.00	0.00		0.00	0.00
71402 - Land for New Water Well	0.00	0.00	0.00	0.00	0.00	0.00		0.00	0.00
71405 - Land Purchase	0.00	0.00	0.00	179,520.00	0.00	0.00		179,520.00	179,520.00
71700 - Water Lines & Fixtures	0.00	0.00	0.00	0.00	0.00	0.00		57,720.00	57,720.00
71703 - Water Lines & Fixtures	0.00	0.00	0.00	0.00	0.00	0.00		0.00	0.00
71900 - Water Towers	0.00	0.00	0.00	0.00	0.00	0.00		0.00	0.00
72019 - Water Well #19	0.00	0.00	100,000.00	42,109.25	41,582.93	41,583.00		0.00	0.00
72020 - Water Well #19 Pump House	0.00	0.00	231,438.00	160,301.27	160,301.27	160,302.00		0.00	0.00
72025 - Water Well #25	0.00	0.00	95,580.00	0.00	0.00	0.00		0.00	0.00
72100 - Utility Plant	0.00	0.00	0.00	0.00	0.00	0.00		422,280.00	422,280.00
72600 - Computers	0.00	64,015.60	30,671.00	38,228.79	38,228.79	37,678.50		301,236.00	301,236.00
72602 - Computers & Associated Eqp.	0.00	0.00	0.00	0.00	0.00	0.00		0.00	0.00
80001 - Transfer Out to Fund 001	1,506,645.00	1,518,584.00	1,614,809.00	1,614,809.00	1,614,809.00	1,614,809.00		1,617,799.00	1,617,799.00
80002 - Transfer To Fund 002	0.00	0.00	25,000.00	25,000.00	25,000.00	25,000.00		25,000.00	25,000.00
80008 - Transfer Out to Fund 008	0.00	4,166.67	0.00	0.00	0.00	0.00		0.00	0.00
80011 - Transfer Out to Fund 011	352,650.00	122,750.00	0.00	0.00	0.00	0.00		0.00	47,135.00
80012 - Transfer Out to Fund 012	1,547,710.00	1,549,735.00	1,549,585.00	1,549,585.00	1,549,585.00	1,549,585.00		1,917,148.00	1,870,013.00
80019 - Transfer Out to Fund 019	0.00	0.00	0.00	18,000.00	18,000.00	18,000.00		0.00	0.00
80023 - Transfer To Fund 023	0.00	0.00	0.00	0.00	0.00	0.00		3,577.00	3,577.00
80026 - Transfer Out to Fund 026	0.00	7,991.41	8,115.00	8,115.00	6,596.64	8,115.00		5,471.00	5,471.00
80029 - Transfer Out to Fund 029	0.00	0.00	0.00	60.00	60.00	60.00		0.00	0.00
80033 - Transfer Out to Fund 033	730.00	1,374,206.92	0.00	29,050.00	29,050.00	29,050.00		0.00	0.00
80039 - Transfer Out to Fund 039	0.00	0.00	0.00	0.00	0.00	0.00		0.00	0.00
80051 - Transfer Out to Fund 051	2,165,352.00	226,886.77	7,521.00	42,521.00	42,521.00	42,521.00		28,406.00	28,406.00
80054 - Transfer Out to Fund 054	0.00	134,295.24	260,000.00	515,580.00	515,580.00	515,580.00		1,396,000.00	1,396,000.00
80064 - Transfer Out to Fund 064	0.00	0.00	0.00	0.00	0.00	0.00		0.00	0.00
80066 - Transfer Out to Fund 066	0.00	0.00	0.00	0.00	0.00	0.00		0.00	0.00
80071 - Transfer To Fund 071	0.00	35,166.80	0.00	0.00	0.00	0.00		0.00	0.00
80077 - Transfer Out to Fund 077	0.00	39,331.00	0.00	0.00	0.00	0.00		0.00	0.00
80078 - Transfer Out to Fund 078	0.00	13,249.00	0.00	0.00	0.00	0.00		0.00	0.00

**Consolidated Expenditures - All Funds**

**For Fiscal: 10/2017-09/2018 Period Ending: 09/30/2018**

Objec...	2016 Total Activity	2017 Total Activity	2018 Original Budget	2018 Total Budget (Amended)	2018 YTD Activity	Defined Budgets		2019 City Manager Proposed	2019 City Commission Adopted
						2018 Expected Annual			
80079 - Transfer Out to Fund 079	0.00	15,000.00	0.00	0.00	0.00	0.00	0.00	0.00	0.00
80080 - Transfer To Fund 080	0.00	620.00	0.00	0.00	0.00	0.00	0.00	0.00	0.00
80082 - Transfer To Fund 082	0.00	60,000.00	0.00	0.00	0.00	0.00	0.00	0.00	0.00
80083 - Transfer To Fund 083	11,164.98	0.00	0.00	0.00	0.00	0.00	0.00	0.00	0.00
80084 - Transfer To Fund 084	0.00	0.00	0.00	35,904.00	0.00	0.00	35,904.00	35,904.00	35,904.00
80085 - Transfer To Fund 085	0.00	0.00	0.00	13,600.00	13,420.91	13,600.00	20,000.00	20,000.00	20,000.00
80090 - Transfer To Fund 090	0.00	197,895.00	97,609.23	97,609.23	97,609.23	97,610.00	97,183.00	97,183.00	97,183.00
80091 - Transfer Out to Fund 091	49,792.00	0.00	0.00	0.00	0.00	0.00	0.00	0.00	0.00
80092 - Transfer Out To Fund 092	0.00	37,229.38	0.00	0.00	0.00	0.00	0.00	0.00	0.00
80093 - Transfer To Fund 093	0.00	87,319.30	0.00	0.00	0.00	0.00	25,000.00	25,000.00	25,000.00
80094 - Transfer To Fund 094	0.00	0.00	0.00	0.00	0.00	0.00	197,000.00	197,000.00	197,000.00
80096 - Transfer To Fund 096	0.00	0.00	0.00	0.00	0.00	0.00	0.00	0.00	0.00
80097 - Transfer Out to Fund 097	0.00	50,000.00	40,000.00	40,000.00	40,000.00	40,000.00	25,000.00	25,000.00	25,000.00
80098 - Transfer Out to Fund 098	0.00	272,914.00	50,000.00	50,000.00	50,000.00	50,000.00	0.00	0.00	0.00
80099 - Transfer Out to Fund 099	100,000.00	7,904.62	0.00	0.00	0.00	0.00	0.00	0.00	0.00
80202 - Transfer To Fund 202	0.00	0.00	0.00	0.00	0.00	0.00	50,000.00	50,000.00	50,000.00
80493 - FY 13 Trsfrs Out to Fund 091	0.00	0.00	0.00	0.00	0.00	0.00	0.00	0.00	0.00
80601 - Transfer To Fund 601	0.00	71,060.23	0.00	0.00	0.00	0.00	0.00	0.00	0.00
85000 - Department Year End Reductions	0.00	0.00	0.00	188,890.80	0.00	0.00	0.00	0.00	0.00
91100 - Depreciation/Other	1,100,794.62	1,088,846.91	0.00	0.00	0.00	0.00	0.00	0.00	0.00
93001 - JK Main Hall Interior	0.00	50,847.34	0.00	0.00	0.00	0.00	0.00	0.00	0.00
93002 - JK Press Box	0.00	0.00	0.00	0.00	0.00	0.00	0.00	0.00	0.00
93003 - JK Roof and Walls	0.00	1,145.00	0.00	97,261.92	93,755.14	93,756.00	0.00	0.00	0.00
93004 - JK Cattle Staging	0.00	26,305.00	0.00	0.00	0.00	0.00	0.00	0.00	0.00
93005 - JK Shed House	0.00	0.00	0.00	0.00	0.00	0.00	0.00	0.00	0.00
93006 - JK Construction Management	0.00	31,946.75	0.00	0.00	0.00	0.00	0.00	0.00	0.00
93007 - JK Air Conditioner	0.00	193,328.00	0.00	0.00	0.00	0.00	0.00	0.00	0.00
93008 - Recreation Center-Ceiling Tiles	0.00	0.00	0.00	0.00	0.00	0.00	0.00	0.00	0.00
93009 - Public Works-Shed	0.00	0.00	0.00	0.00	0.00	0.00	0.00	0.00	0.00
93010 - Parks-Grounds & Perm Fixtures	0.00	43,809.06	0.00	17,530.67	17,164.07	17,530.67	0.00	0.00	0.00
95000 - Bad Debt	40,726.31	25,441.61	68,795.00	68,795.00	0.00	68,795.00	45,795.00	45,795.00	45,795.00
99999 - Prior Year Adjustment	0.00	0.00	0.00	0.00	0.00	0.00	0.00	0.00	0.00
<b>Report Total:</b>	<b>41,402,655.74</b>	<b>46,223,586.09</b>	<b>45,995,448.29</b>	<b>49,070,776.03</b>	<b>42,664,196.96</b>	<b>44,887,039.52</b>	<b>45,764,362.00</b>	<b>45,764,362.00</b>	<b>45,764,362.00</b>







# GENERAL GOVERNMENTAL FUNDS

---

## Fund 001 – General Fund

Main operating fund used to account for and report all financial resources not accounted for in another fund. Funds are appropriated.

## Fund 025 – Building Security Fund

This fund is used to purchase items related to building security for the Municipal Court. Revenues are generated from certain fees collected. Funds are appropriated.

## Fund 026 – Golf Course Capital Maintenance Fund

This fund is used to account for 3% of the revenues after taxes received at the golf course to be used on golf course capital maintenance.

## Fund 087 – Solid Waste Capital Projects

This fund is used to account for solid waste capital projects. Funds are appropriated.

## Fund 090 – Landfill Closure Fund

This fund accounts for the funds needed when the landfill will incur closure and post closure costs. Revenues are generated from a fee established to pay for these costs. Funds are appropriated.

## Fund 091 – General Fund Capital Projects

This fund accounts for Capital Projects approved each budget. Transfers are made into this fund for those projects approved. Funds are appropriated.

## Fund 092 – Street Fund

This fund accounts for the street maintenance fees collected from property owners. Expenditures for the street maintenance are handled within this fund. Funds are appropriated.

## Fund 093 – Park Maintenance Fund

This fund accounts for park maintenance expenditures. Permanent funding for this fund will be discussed in FY 18.



# GENERAL GOVERNMENTAL FUNDS

---

## Fund 096 – Insurance Claim Recovery Fund

This fund accounts for insurance claim proceeds received by the City. Repair and maintenance expenditures are made in this fund along with transfers out for any project reallocations. Funds are appropriated.

## Fund 097 – Vehicle Replacement Fund

This fund is used to accumulate funds for future vehicle purchases. Funds for the Vehicle Replacement Fund are received through General Fund Transfers.

## Fund 098 – Economic Development Fund

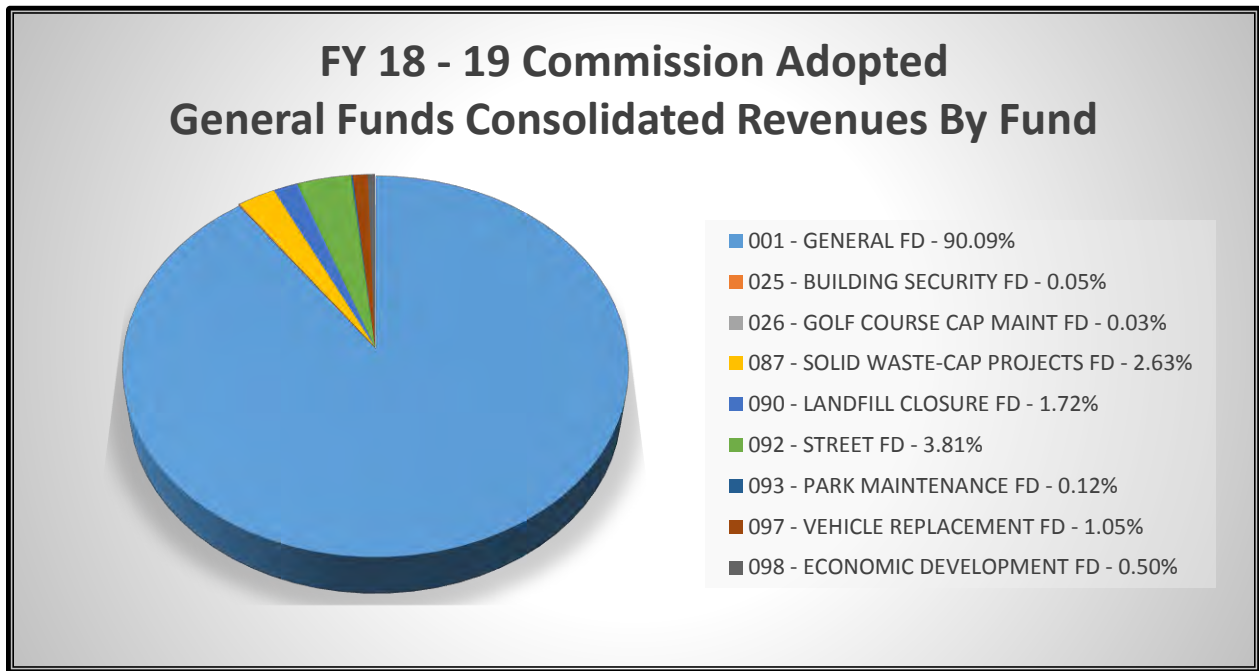
This fund accounts for the revenues and expenditures related to economic development. Funds are appropriated.

## Fund 099 – Disaster Response Recovery Fund

This fund was closed out in FY 16-17. Presented for prior year activity.

# CONSOLIDATED REVENUES

## GENERAL GOVERNMENTAL FUNDS



	2017 Total Activity	2018 Original Budget	2018 Amended Budget	2018 Expected Annual	2019 Commission Adopted
001 - GENERAL FUND	\$ 19,331,693.15	\$ 19,929,861.00	\$ 20,015,961.00	\$ 19,132,378.00	\$ 19,219,911.00
025 - BUILDING SECURITY FUND	9,787.36	10,000.00	10,000.00	10,500.00	10,000.00
026 - GOLF COURSE CAP MAINT FUND	7,991.41	8,115.00	8,115.00	8,115.00	5,471.00
087 - SOLID WASTE-CAP PROJECTS	532,364.16	1,138,256.00	1,199,638.00	1,166,385.00	562,000.00
090 - LANDFILL CLOSURE FUND	479,241.51	368,109.23	368,109.23	372,335.00	367,583.00
091 - GF CAPITAL PROJECTS	2,306.33	-	-	72.00	-
092 - STREET FUND	854,694.41	812,000.00	812,000.00	812,000.00	812,000.00
093 - PARK MAINTENANCE FUND	87,319.30	-	-	-	25,000.00
096 - INSURANCE CLAIM RECOVERY FUND	573,250.25	-	-	-	-
097 - VEHICLE REPLACEMENT FUND	50,000.00	40,000.00	40,000.00	40,000.00	225,000.00
098 - ECONOMIC DEVELOPMENT FUND	381,700.00	156,000.00	156,000.00	156,000.00	106,000.00
099 - DISASTER RESPONSE RECOVERY FUND	7,904.62	-	-	-	-
<b>TOTAL CONSOLIDATED REVENUES</b>	<b>\$22,318,252.50</b>	<b>\$22,462,341.23</b>	<b>\$22,609,823.23</b>	<b>\$21,697,785.00</b>	<b>\$21,332,965.00</b>



City of Kingsville, TX

# Consolidated General Funds - Revenues

## Group Summary

For Fiscal: 10/2017-09/2018 Period Ending: 09/30/2018

Sourc...	2016 Total Activity	2017 Total Activity	2018 Original Budget	2018 Total Budget (Amended)	2018 YTD Activity	Defined Budgets		2019 City Manager Proposed	2019 City Commission Adopted
						2018 Expected Annual			
11111 - Current Taxes-Real Property	4,760,801.47	5,019,268.10	5,535,672.00	5,535,672.00	5,433,964.06	5,422,005.00	5,517,927.00	5,517,927.00	
12111 - Delinquent Taxes-Real Property	110,792.75	131,696.76	125,000.00	125,000.00	141,436.96	140,000.00	125,000.00	125,000.00	
13010 - Penalty and Interest	81,048.48	101,806.87	95,000.00	95,000.00	114,983.42	112,731.00	100,000.00	100,000.00	
13110 - Late Rendition Penalty	4,428.93	5,159.05	6,000.00	6,000.00	4,266.12	4,100.00	5,000.00	5,000.00	
14010 - In Lieu of Tax Pymnts-Celanese	100,000.00	100,000.00	100,000.00	100,000.00	100,000.00	100,000.00	100,000.00	100,000.00	
14015 - In Lieu of Tax Pymnts-HsngAuth	5,698.00	8,786.00	6,000.00	6,000.00	14,886.00	6,000.00	6,000.00	6,000.00	
21110 - City Sales Tax	4,599,144.65	4,770,173.70	4,700,000.00	4,700,000.00	4,443,173.27	4,866,946.00	4,975,000.00	4,975,000.00	
21120 - Mixed Drink Tax	51,210.65	65,310.32	55,000.00	55,000.00	47,816.07	60,000.00	55,000.00	55,000.00	
21130 - Bingo Tax	4,720.54	1,243.07	0.00	0.00	0.00	0.00	0.00	0.00	
22210 - Electric Franchise	744,716.25	745,342.25	675,000.00	675,000.00	592,369.66	675,000.00	675,000.00	675,000.00	
22220 - Telephone Franchise	90,000.04	79,657.36	100,000.00	100,000.00	53,955.41	56,000.00	60,000.00	60,000.00	
22230 - Gas Franchise	70,113.86	72,915.85	82,000.00	82,000.00	47,408.50	76,000.00	75,000.00	75,000.00	
22240 - Television Franchise	91,425.70	91,137.56	90,000.00	90,000.00	64,332.05	85,000.00	90,000.00	90,000.00	
31110 - Plumbing Permits	22,574.70	15,555.82	22,000.00	22,000.00	8,801.60	15,000.00	15,000.00	15,000.00	
31120 - Electric Permits	34,356.48	27,327.83	30,000.00	30,000.00	17,758.64	22,000.00	20,000.00	20,000.00	
31130 - Building Permits	84,825.30	78,743.93	65,000.00	65,000.00	48,671.52	55,000.00	50,000.00	50,000.00	
31140 - Moving Permits	495.00	880.00	600.00	600.00	550.00	600.00	600.00	600.00	
31150 - Other Permits	0.00	200.00	0.00	0.00	50.00	0.00	0.00	0.00	
31155 - Fire Prevention Permits	22,442.00	22,211.00	25,000.00	25,000.00	27,256.60	33,132.00	35,000.00	35,000.00	
31160 - Mechanical Permits	15,032.52	13,658.54	15,000.00	15,000.00	7,091.99	12,000.00	10,000.00	10,000.00	
31166 - Street Closure Permit - Small	0.00	0.00	0.00	0.00	100.00	100.00	0.00	0.00	
31170 - Certificate of Occupancy	505.00	975.00	500.00	500.00	950.00	1,000.00	1,000.00	1,000.00	
31180 - Plan Review	12,130.24	10,991.04	15,000.00	15,000.00	7,177.12	13,000.00	10,000.00	10,000.00	
31185 - Economic Dev Agreement Fee	0.00	0.00	0.00	0.00	0.00	100.00	0.00	0.00	
31190 - Sign Permits	494.57	849.56	800.00	800.00	978.52	828.00	1,000.00	1,000.00	
31195 - Private Ambulance Permit	0.00	0.00	5,000.00	5,000.00	600.00	2,500.00	2,500.00	2,500.00	
32210 - Amusement Licenses	45.00	0.00	100.00	100.00	45.00	100.00	0.00	0.00	
32220 - Beer & Liquor Licenses	6,850.00	6,607.50	7,200.00	7,200.00	7,445.00	7,995.00	7,000.00	7,000.00	
32230 - Electrical Licenses	4,802.31	3,757.40	5,000.00	5,000.00	0.00	0.00	0.00	0.00	
32240 - Contractors Licenses	29,475.00	33,280.00	34,000.00	34,000.00	28,530.00	34,000.00	30,000.00	30,000.00	
32250 - Solicitor Licenses	605.00	575.00	425.00	425.00	470.00	470.00	400.00	400.00	
32260 - Food Licenses	27,417.00	30,065.00	30,000.00	30,000.00	29,635.00	30,000.00	30,000.00	30,000.00	
32270 - Other Licenses	225.00	700.00	1,000.00	1,000.00	525.00	1,000.00	500.00	500.00	
41110 - Court Fines	629,383.17	628,439.85	650,000.00	650,000.00	755,593.19	630,000.00	650,000.00	650,000.00	
41114 - Security Fees	11,067.00	9,787.36	10,000.00	10,000.00	11,609.65	10,500.00	10,000.00	10,000.00	

Consolidated General Funds - Revenues

For Fiscal: 10/2017-09/2018 Period Ending: 09/30/2018

Sourc...	2016 Total Activity	2017 Total Activity	2018 Original Budget	2018 Total Budget (Amended)	2018 YTD Activity	Defined Budgets		2019 City Manager Proposed	2019 City Commission Adopted
						2018 Expected Annual			
41115 - Warrants	58,692.29	38,912.13	50,000.00	50,000.00	52,185.73	45,000.00		45,000.00	45,000.00
41120 - Minor Fines	18,455.50	9,642.18	15,000.00	15,000.00	6,503.61	5,200.00		5,000.00	5,000.00
41130 - State Service Fee	18,910.65	16,598.15	18,000.00	18,000.00	16,988.18	17,000.00		16,000.00	16,000.00
41170 - Omni Local Fee	1,294.00	910.18	1,500.00	1,500.00	1,255.74	1,073.00		1,100.00	1,100.00
41180 - JFC1 and Civil Justice Fee	2,075.85	1,788.36	2,500.00	2,500.00	2,226.53	1,805.00		2,000.00	2,000.00
41185 - Payment Plan Service Fees	18,420.66	17,529.17	20,000.00	20,000.00	18,774.55	16,125.00		18,000.00	18,000.00
41195 - City Court Costs	3,777.22	3,714.85	3,500.00	3,500.00	5,483.27	5,000.00		4,000.00	4,000.00
43000 - MC - Fees for Returned Checks	0.00	25.00	0.00	0.00	0.00	0.00		0.00	0.00
53310 - Zoning Fees	3,750.00	3,500.00	3,500.00	3,500.00	4,500.00	3,500.00		3,500.00	3,500.00
53320 - Platting Fees	664.00	544.00	1,000.00	1,000.00	300.00	1,000.00		1,000.00	1,000.00
56615 - Arrest Fees	16,876.50	14,219.90	20,000.00	20,000.00	16,015.94	14,000.00		15,000.00	15,000.00
56620 - Police Accident Reports	1,603.00	941.00	2,000.00	2,000.00	954.00	1,000.00		1,000.00	1,000.00
56630 - Fire Reports	0.00	0.00	30.00	30.00	0.00	0.00		0.00	0.00
56680 - Child Safety Fund Revenues	8,000.00	0.00	0.00	360.00	0.00	0.00		0.00	0.00
57010 - Ambulance Service-Intermedix	477,087.91	615,853.49	560,000.00	560,000.00	495,467.25	500,000.00		525,000.00	525,000.00
57011 - Ambulance Service - Supplemental Pmt Program	0.00	0.00	0.00	0.00	0.00	0.00		200,000.00	200,000.00
58000 - Pride Donations	2,152.00	300.00	0.00	0.00	0.00	0.00		0.00	0.00
58001 - Golf Course Revenue	8,267.98	4,078.56	10,000.00	10,000.00	7,299.14	12,000.00		18,000.00	18,000.00
58002 - Contribution from County	614,177.09	585,000.00	585,000.00	585,000.00	536,250.00	585,000.00		585,000.00	585,000.00
58003 - Park User Fees	20,437.50	15,470.29	0.00	49,005.00	51,659.00	49,109.00		0.00	0.00
58004 - Golf Course-Membership Fees	44,368.00	43,917.00	50,000.00	50,000.00	33,834.42	31,520.00		50,000.00	50,000.00
58005 - Golf Course-Merchandise Sales	5,412.94	11,567.42	11,000.00	11,000.00	9,277.14	11,000.00		17,000.00	17,000.00
58006 - Golf Course-Cart Rentals	1,735.42	26,376.41	20,000.00	20,000.00	29,582.74	30,468.00		30,000.00	30,000.00
58007 - Golf Course-Driving Range Fees	10,709.78	14,870.44	14,000.00	14,000.00	8,479.90	8,000.00		15,000.00	15,000.00
58008 - Golf Course-Green Fees	103,273.63	96,110.13	100,000.00	100,000.00	53,552.08	57,000.00		100,000.00	100,000.00
58009 - Golf Course-Rental Fees	172.98	3,083.95	5,000.00	5,000.00	880.60	1,000.00		15,000.00	15,000.00
58010 - Golf Course-Food & Beverage Sales	9,240.53	11,588.10	16,000.00	16,000.00	8,451.81	8,500.00		10,000.00	10,000.00
58014 - Alcohol Sales	0.00	19,101.21	16,500.00	16,500.00	23,317.55	25,000.00		40,000.00	40,000.00
58015 - Golf Lessons	0.00	0.00	0.00	0.00	385.00	400.00		0.00	0.00
58050 - Rec Hall Rental Fees	13,419.50	18,844.00	22,000.00	22,000.00	15,804.40	15,695.00		26,000.00	26,000.00
58051 - Field Rental Fees	2,431.50	5,458.75	6,000.00	6,000.00	1,708.75	6,000.00		6,000.00	6,000.00
58052 - J.K. Northway Rental Fees	28,775.00	6.00	0.00	0.00	0.00	0.00		0.00	0.00
58053 - BBQ Rental Fees	520.00	715.00	500.00	500.00	900.00	800.00		500.00	500.00
58054 - Electricity Fees	3,351.00	1,058.00	1,500.00	1,500.00	2,287.50	2,250.00		1,500.00	1,500.00
58055 - RV Parking Rental Fees	1,675.00	0.00	0.00	0.00	0.00	0.00		0.00	0.00
58056 - Concession Rental Revenue	0.00	1,138.00	1,000.00	1,000.00	1,048.26	1,000.00		1,000.00	1,000.00
58057 - JK Concessions	1,516.20	0.00	0.00	0.00	0.00	0.00		0.00	0.00
58058 - Adult Softball League Fees	8,425.37	7,145.00	15,000.00	15,000.00	9,109.50	12,000.00		13,000.00	13,000.00
58059 - Adult Softball League-Tournament	0.00	4,090.00	0.00	0.00	1,960.00	4,000.00		1,500.00	1,500.00
58060 - Swim Lessons	6,355.00	7,481.00	5,000.00	5,000.00	5,640.00	5,620.00		5,000.00	5,000.00
58061 - Pool Party Rental	3,380.00	5,922.50	2,000.00	2,000.00	4,645.00	3,115.00		2,000.00	2,000.00

**Consolidated General Funds - Revenues**

**For Fiscal: 10/2017-09/2018 Period Ending: 09/30/2018**

Sourc...	2016 Total Activity	2017 Total Activity	2018 Original Budget	2018 Total Budget (Amended)	2018 YTD Activity	Defined Budgets		2019 City Manager Proposed	2019 City Commission Adopted
						2018 Expected Annual			
58062 - Swim Team Registration	3,700.00	2,770.00	2,500.00	2,500.00	0.00	0.00	0.00	0.00	0.00
58065 - Swimming Pool Admission-Open Swim	6,396.00	11,060.00	8,000.00	8,000.00	10,052.00	8,000.00	8,000.00	8,000.00	8,000.00
58066 - Swimming Pool Admission-Aerobic Swim	30.00	617.00	250.00	250.00	294.00	250.00	250.00	250.00	250.00
58067 - Swimming Pool Admission-Nite Swim	7,614.00	8,711.00	5,000.00	5,000.00	4,136.00	5,000.00	5,000.00	5,000.00	5,000.00
58068 - 5k Registration	195.00	0.00	0.00	0.00	0.00	0.00	200.00	200.00	200.00
58069 - Downtown Pavilion Rental Fees	512.50	375.00	500.00	500.00	187.50	300.00	500.00	500.00	500.00
58070 - Centennial Bandstand Rental Fees	75.00	0.00	0.00	0.00	0.00	0.00	0.00	0.00	0.00
58071 - Recreation Fees	822.00	6,354.00	0.00	0.00	4,739.00	4,700.00	7,000.00	7,000.00	7,000.00
58072 - Outdoor Arena Rental Fees	750.00	1,500.00	0.00	0.00	0.00	0.00	0.00	0.00	0.00
58073 - Senior/Adult Swim	0.00	225.00	0.00	0.00	414.00	200.00	200.00	200.00	200.00
58074 - Volleyball	0.00	1,125.00	0.00	0.00	560.00	236.00	0.00	0.00	0.00
58135 - Rent - Water Tower	21,386.42	22,028.01	22,028.00	22,028.00	23,088.85	22,889.00	22,689.00	22,689.00	22,689.00
58136 - Rent - EDC Offices	0.00	2,650.00	7,200.00	7,200.00	6,600.00	7,200.00	7,200.00	7,200.00	7,200.00
58137 - Rent - Cell Tower	0.00	0.00	0.00	25,000.00	26,400.00	26,800.00	2,400.00	2,400.00	2,400.00
59944 - Other Income-Insurance	1,605,908.14	573,250.25	0.00	0.00	0.00	0.00	0.00	0.00	0.00
59947 - Other Income-Lease Purchase	10,396.00	750,834.37	1,517,299.00	1,586,916.00	832,755.00	845,105.00	48,946.00	48,946.00	48,946.00
62110 - Vacant Lot Clearance	41,341.60	22,396.79	30,000.00	30,000.00	15,834.36	20,000.00	18,000.00	18,000.00	18,000.00
62120 - Demolition Recovery Revenue	21,106.53	13,983.79	20,000.00	20,000.00	46,243.05	35,923.00	30,000.00	30,000.00	30,000.00
62130 - Noxious Matter Abatement Rev	9,101.58	10,483.36	12,000.00	12,000.00	6,760.83	10,000.00	10,000.00	10,000.00	10,000.00
72030 - Donations	1,730.00	25,100.00	0.00	3,500.00	3,000.00	3,000.00	0.00	0.00	0.00
75001 - Transfer In From Fund 001	50,000.00	139,496.03	73,115.00	73,115.00	71,596.64	73,115.00	55,471.00	55,471.00	55,471.00
75002 - Transfer In from Fund 002	75,000.00	104,989.00	117,345.00	117,345.00	117,345.00	117,345.00	75,647.00	75,647.00	75,647.00
75008 - Transfer In from Fund 008	50,000.00	0.00	0.00	0.00	0.00	0.00	0.00	0.00	0.00
75010 - Transfer from Fund 051	1,400,000.00	1,373,351.00	1,362,000.00	1,362,000.00	1,362,000.00	1,362,000.00	1,350,000.00	1,350,000.00	1,350,000.00
75055 - Transfer in from Fund 55	0.00	0.00	95,220.00	95,220.00	95,220.00	95,220.00	0.00	0.00	0.00
75060 - Transfer In From Fund 060	198.99	0.00	0.00	0.00	0.00	0.00	0.00	0.00	0.00
75064 - Transfer From Fund 064	428.26	0.00	0.00	0.00	0.00	0.00	0.00	0.00	0.00
75065 - Trsfrs from Fund 065	49,792.00	0.00	0.00	0.00	0.00	0.00	0.00	0.00	0.00
75067 - Transfer From Fund 067	0.00	37,229.38	0.00	0.00	0.00	0.00	0.00	0.00	0.00
75087 - Transfer From Fund 087	0.00	263,139.00	162,853.23	162,853.23	162,853.23	162,854.00	165,491.00	165,491.00	165,491.00
75091 - Transfer From Fund 091	58,240.00	0.00	0.00	0.00	0.00	0.00	3,616.00	3,616.00	3,616.00
75092 - Transfer From Fund 092	0.00	0.00	0.00	0.00	0.00	0.00	50,000.00	50,000.00	50,000.00
75096 - Transfer From Fund 096	0.00	261,633.30	0.00	0.00	0.00	0.00	0.00	0.00	0.00
75099 - Transfer From Fund 099	23,405.00	0.00	0.00	0.00	0.00	0.00	0.00	0.00	0.00
75410 - Transfer from Fund 410	2,917.56	0.00	0.00	0.00	0.00	0.00	0.00	0.00	0.00
75601 - Transfer From Fund 601	0.00	0.00	0.00	0.00	0.00	0.00	70,228.00	70,228.00	70,228.00
81100 - Landfill Fees	318,606.11	381,206.94	370,000.00	370,000.00	324,558.31	359,417.00	370,000.00	370,000.00	370,000.00
81110 - Landfill Surcharge Revenue	264,624.11	268,299.39	267,000.00	267,000.00	253,905.98	267,000.00	267,000.00	267,000.00	267,000.00
81200 - Garbage Fees	2,739,349.46	2,734,351.15	2,800,000.00	2,800,000.00	2,560,739.00	2,687,213.00	2,800,000.00	2,800,000.00	2,800,000.00
81205 - Garbage Fees - Additional	487,691.62	527,400.96	525,000.00	525,000.00	541,495.39	567,940.00	560,000.00	560,000.00	560,000.00
81700 - Penalty Fee on Garbage Fees	37,441.30	35,776.19	37,500.00	37,500.00	32,879.02	34,237.00	32,000.00	32,000.00	32,000.00

**Consolidated General Funds - Revenues**

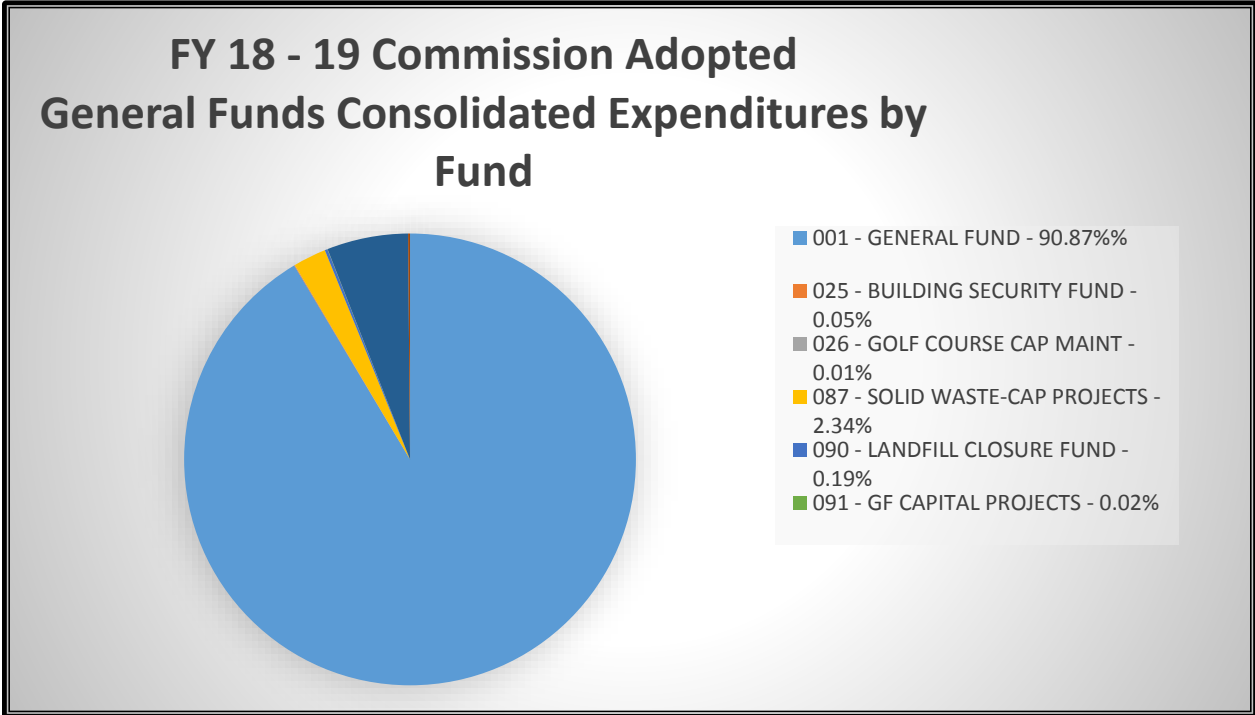
**For Fiscal: 10/2017-09/2018 Period Ending: 09/30/2018**

Sourc...	2016 Total Activity	2017 Total Activity	2018 Original Budget	2018 Total Budget (Amended)	2018 YTD Activity	Defined Budgets		2019 City Manager Proposed	2019 City Commission Adopted
						2018 Expected Annual			
81702 - Penalty Fee-Landfill Surcharge	3,471.39	3,479.67	3,400.00	3,400.00	3,236.59	3,225.00	3,400.00	3,400.00	
81710 - Penalty Fee on NSF	25.00	400.00	0.00	0.00	100.00	25.00	0.00	0.00	
81715 - Penalty on Licenses/Permits	125.00	400.00	0.00	0.00	600.00	600.00	1,000.00	1,000.00	
84000 - Street Maintenance Fee	601,700.00	817,470.03	812,000.00	812,000.00	770,705.72	812,000.00	812,000.00	812,000.00	
89000 - Solid Waste Miscellaneous	2,805.57	3,068.64	3,500.00	3,500.00	4,097.14	3,500.00	3,500.00	3,500.00	
91000 - Sale of City Property	0.00	57,806.00	50,000.00	50,000.00	0.00	11,000.00	0.00	0.00	
91001 - Solid Waste Metal Revenue	2,309.15	3,999.00	1,000.00	1,000.00	678.00	1,000.00	1,500.00	1,500.00	
91100 - Sale of City Publications	1,038.85	723.10	900.00	900.00	196.70	467.00	500.00	500.00	
91200 - Recycling Revenue	199.11	1,736.36	250.00	250.00	3,597.85	1,930.00	250.00	250.00	
91201 - Sale of Open Records Documents	695.55	503.62	620.00	620.00	726.99	650.00	500.00	500.00	
91400 - Discount Revenue Sales Tax	1,307.41	1,219.05	1,200.00	1,200.00	1,237.65	1,323.00	1,500.00	1,500.00	
91503 - Interest Income	23,590.34	49,974.50	51,600.00	51,600.00	95,015.07	81,572.00	58,100.00	58,100.00	
91520 - Interest Earned-Investment	16,505.61	16,586.16	12,034.00	12,034.00	0.00	8,000.00	14,000.00	14,000.00	
92000 - Auction Revenue	43,215.00	140.40	1,000.00	1,000.00	625.00	0.00	15,000.00	15,000.00	
96010 - Paving Lien Principal-1970's	0.00	2,796.65	0.00	0.00	774.20	800.00	800.00	800.00	
99000 - Miscellaneous	66,793.95	45,011.52	26,200.00	26,200.00	98,398.56	102,462.00	31,050.00	31,050.00	
99700 - Gain/Loss on Sale of Assets	0.00	48,000.00	0.00	0.00	0.00	0.00	0.00	0.00	
<b>Report Total:</b>	<b>21,188,771.72</b>	<b>22,318,252.50</b>	<b>22,462,341.23</b>	<b>22,609,823.23</b>	<b>20,922,804.57</b>	<b>21,697,785.00</b>	<b>21,332,965.00</b>	<b>21,332,965.00</b>	





# CONSOLIDATED EXPENDITURES GENERAL GOVERNMENTAL FUNDS



	2017 Total Activity	2018 Original Budget	2018 Amended Budget	2018 Expected Annual	2019 Commission Adopted
001 - GENERAL FUND	\$ 18,761,740.13	\$ 20,526,203.00	\$ 20,821,344.00	\$ 19,757,167.76	\$ 19,863,272.00
025 - BUILDING SECURITY FUND	8,517.31	100,000.00	100,000.00	100,000.00	10,000.00
026 - GOLF COURSE CAPITAL MAINTENANCE	-	-	-	-	2,500.00
087 - SOLID WASTE-CAP PROJECTS	790,064.19	1,081,086.25	1,142,468.25	970,499.00	511,904.00
090 - LANDFILL CLOSURE FUND	1,902,937.93	4,695.00	67,357.00	67,357.00	41,695.00
091 - GF CAPITAL PROJECTS	-	-	-	-	3,616.00
092 - STREET FUND	496,356.36	880,745.00	880,745.00	880,745.00	1,262,021.00
093 - PARK MAINTENANCE FUND	7,071.14	-	80,248.16	73,702.16	30,000.00
096 - INSURANCE CLAIM RECOVERY FUND	1,317,110.11	-	234,792.59	231,286.67	-
097 - VEHICLE REPLACEMENT FUND	-	-	-	-	4,800.00
098 - ECONOMIC DEVELOPMENT FUND	308,596.40	155,313.29	165,313.29	160,164.54	130,000.00
099 - DISASTER RESPONSE RECOVERY FUND	50,919.62	-	-	-	-
<b>TOTAL CONSOLIDATED EXPENDITURES</b>	<b>\$ 23,643,313.19</b>	<b>\$ 22,748,042.54</b>	<b>\$ 23,492,268.29</b>	<b>\$ 22,240,922.13</b>	<b>\$ 21,859,808.00</b>



City of Kingsville, TX

# Consolidated General Funds - Expenditures

## Group Summary

For Fiscal: 10/2017-09/2018 Period Ending: 09/30/2018

Objec...	2016 Total Activity	2017 Total Activity	2018 Original Budget	2018 Total Budget (Amended)	2018 YTD Activity	Defined Budgets		2019 City Manager Proposed	2019 City Commission Adopted
						2018 Expected Annual			
11100 - Salaries & Wages	8,077,341.89	8,661,487.75	9,251,841.00	9,116,951.04	8,118,129.09	8,913,286.17	9,426,894.00	9,426,894.00	
11130 - Salaries - Election	0.00	0.00	0.00	216.58	216.58	216.58	0.00	0.00	
11200 - Overtime	751,951.30	571,907.51	719,622.00	797,449.06	758,116.71	833,067.62	736,485.00	736,485.00	
11230 - Overtime-Election	0.00	0.00	0.00	712.25	712.22	712.25	0.00	0.00	
11255 - Overtime - Special Events	9,777.37	2,234.32	10,000.00	10,132.00	5,316.86	6,000.00	0.00	0.00	
11300 - Longevity	52,564.68	55,553.41	58,636.00	58,661.00	52,372.86	56,762.00	62,849.00	62,849.00	
11400 - Retirement - TMRS	855,872.34	868,028.10	970,427.00	951,431.74	787,038.76	894,648.63	889,461.00	889,461.00	
11500 - FICA	685,322.21	715,205.84	782,561.00	782,420.46	671,873.88	745,593.83	797,922.00	797,922.00	
11600 - Group Health Insurance	2,306,480.49	2,391,395.04	2,650,081.00	2,664,833.25	2,255,776.03	2,683,247.32	2,573,216.00	2,573,216.00	
11601 - Group Health Ins-Retirees	26,164.65	24,391.67	29,000.00	29,000.00	22,871.65	29,000.00	29,000.00	29,000.00	
11700 - Workers' Compensation	156,307.56	148,978.21	162,197.00	157,731.03	99,868.10	105,396.02	100,866.00	100,866.00	
11800 - Unemployment Compensation	43,392.84	5,033.12	60,022.00	59,405.06	41,334.82	53,308.67	58,685.00	58,685.00	
11900 - Educational Incentive	19,869.94	20,769.89	19,802.00	20,356.00	20,492.96	21,255.28	24,004.00	24,004.00	
12000 - Car Allowance	54,621.57	22,246.25	28,001.00	27,692.35	21,430.81	20,692.35	25,200.00	25,200.00	
12100 - Clothing Allowance	10,122.88	10,628.34	10,599.00	10,599.00	7,512.54	8,276.00	9,903.00	9,903.00	
12200 - Certification Pay	123,431.02	122,395.11	137,360.00	140,192.00	111,164.89	118,353.60	125,693.00	125,693.00	
12300 - Life Insurance	15,731.73	17,088.66	18,660.00	18,679.12	17,148.15	17,271.45	18,753.00	18,753.00	
12900 - Safety Incentive	17,727.12	12,256.05	11,944.00	14,674.00	14,674.00	14,674.00	15,000.00	15,000.00	
17600 - Volun-Workers' Comp	1,287.77	821.10	600.00	600.00	628.96	648.00	1,015.00	1,015.00	
17700 - Volun-Retirement	7,672.20	4,707.49	10,400.00	10,400.00	7,296.32	10,400.00	10,400.00	10,400.00	
19100 - Additional Insurance Contribution	117,635.00	0.00	0.00	0.00	0.00	0.00	0.00	0.00	
19800 - County 1/2 sal/ben	-440,171.71	-453,043.32	-471,849.00	-471,849.00	-332,340.06	-419,760.81	-459,584.00	-459,584.00	
19900 - Salaries/Benefits (dif Agency)	-40,344.00	-39,674.00	-41,944.00	-41,944.00	-41,944.00	-41,944.00	-45,959.00	-45,959.00	
21100 - Supplies	137,331.65	141,328.11	93,317.00	118,200.09	96,710.43	107,446.71	107,549.00	107,549.00	
21110 - Employee Recognition Supplies	1,745.29	2,227.70	2,848.00	4,195.00	3,693.42	4,047.00	2,848.00	2,848.00	
21130 - Supplies - Safety Incentives	4,071.06	1,891.85	4,475.00	2,778.00	2,502.56	2,503.00	4,175.00	4,175.00	
21150 - Supplies-Open Records Document	973.61	853.36	900.00	1,016.00	1,015.61	900.00	900.00	900.00	
21176 - Irrigation Supplies	0.00	0.00	5,000.00	6,376.00	6,282.53	6,376.00	5,000.00	5,000.00	
21177 - Pro Shop Supplies	0.00	0.00	6,000.00	2,000.00	1,470.56	3,000.00	6,000.00	6,000.00	
21178 - Maintenance Supplies	0.00	0.00	7,500.00	13,300.00	14,270.42	12,710.00	7,500.00	7,500.00	
21179 - Golf Course Accessories	0.00	0.00	4,849.00	2,000.00	2,062.00	3,500.00	4,849.00	4,849.00	
21180 - Supplies-Child Safety Fund	490.00	0.00	0.00	360.00	0.00	360.00	0.00	0.00	
21181 - Aggregates	0.00	0.00	2,800.00	2,000.00	1,340.00	1,200.00	2,800.00	2,800.00	
21195 - Janitorial Supplies	0.00	0.00	10,000.00	8,687.56	7,836.41	9,176.93	20,000.00	20,000.00	
21200 - Uniforms & Personal Wear	70,649.02	57,419.76	90,982.00	81,518.25	73,459.16	91,161.25	59,220.00	59,220.00	

Consolidated General Funds - Expenditures

For Fiscal: 10/2017-09/2018 Period Ending: 09/30/2018

Objec...	2016 Total Activity	2017 Total Activity	2018 Original Budget	2018 Total Budget (Amended)	2018 YTD Activity	Defined Budgets		2019 City Manager Proposed	2019 City Commission Adopted
						2018 Expected Annual			
21400 - Chemicals	43,979.09	29,044.68	29,700.00	21,500.00	16,576.91	25,475.00	29,630.00	29,630.00	
21401 - Pool Chemicals	0.00	0.00	12,000.00	14,000.00	13,560.59	14,000.00	18,000.00	18,000.00	
21402 - Weed Control Chemicals	0.00	0.00	4,500.00	1,500.00	389.24	4,000.00	4,500.00	4,500.00	
21403 - Pesticide Chemicals	0.00	0.00	3,500.00	1,135.94	77.94	1,385.94	3,500.00	3,500.00	
21404 - Fertilizer Chemicals	0.00	0.00	8,500.00	14,920.70	13,695.77	14,649.00	8,500.00	8,500.00	
21500 - Motor Gas & Oil	346,618.82	376,966.69	411,161.00	394,903.22	372,117.65	398,980.00	452,190.00	452,190.00	
21700 - Minor Eq/Furniture	269,193.40	104,951.79	62,574.00	91,067.30	77,995.97	93,576.21	88,292.00	88,292.00	
21800 - Guns & Ammunition	5,188.04	7,316.05	10,430.00	10,322.00	10,320.63	10,430.00	20,767.00	20,767.00	
21900 - Animal Care	12,410.65	9,149.41	10,900.00	10,900.00	8,621.58	10,460.00	10,900.00	10,900.00	
22000 - Rollouts & Dumpsters	19.91	69,993.06	71,900.00	71,900.00	71,900.00	71,900.00	71,900.00	71,900.00	
22400 - Medical Supplies	54,353.05	58,151.91	51,950.00	62,337.61	59,752.38	62,217.00	58,939.00	58,939.00	
22401 - Safety/First Aid	0.00	0.00	1,450.00	490.13	817.19	1,378.00	1,450.00	1,450.00	
22500 - Educational Materials/Supplies	1,407.15	5,663.91	7,100.00	6,309.00	4,015.78	4,625.00	4,750.00	4,750.00	
22502 - Education-Library Books	18,004.60	17,253.80	20,000.00	17,723.00	11,202.93	15,618.00	20,000.00	20,000.00	
22600 - Computers & Associated Equip	87,600.82	94,648.99	73,092.00	112,189.96	105,734.08	95,164.96	84,564.00	84,564.00	
23201 - Promotional Expense	0.00	860.00	0.00	900.00	900.00	0.00	0.00	0.00	
23500 - Merchandise-Cost of Goods Sold	11,616.22	18,524.06	7,900.00	7,500.00	423.60	7,500.00	7,900.00	7,900.00	
23501 - Alcohol-Cost of Goods Sold	0.00	8,107.80	0.00	9,000.00	10,127.57	9,000.00	9,000.00	9,000.00	
31100 - Communications	260,726.67	182,834.80	231,073.00	236,210.79	195,725.37	224,134.00	240,138.00	240,138.00	
31102 - Communications - Municipal Building	11,175.04	28,821.29	35,000.00	35,000.00	32,116.70	35,000.00	35,000.00	35,000.00	
31103 - Communications - City Hall Complex	6,737.94	33,056.17	35,000.00	37,000.00	36,645.77	35,000.00	37,944.00	37,944.00	
31104 - Communications - Cottage Building	0.00	0.00	30,000.00	38.64	0.00	38.64	0.00	0.00	
31300 - Postage & Freight	38,042.99	34,808.29	29,825.00	46,835.29	48,255.37	44,735.00	37,681.00	37,681.00	
31400 - Professional Services	974,297.15	314,408.65	353,613.00	456,219.75	366,065.83	453,934.69	399,411.00	399,411.00	
31401 - PrfSrv-Appraisal Dst	135,297.84	141,863.43	169,643.00	162,722.00	152,577.03	169,643.00	167,791.00	167,791.00	
31410 - ProfSrv-Sftware Mnt	156,031.52	151,256.00	248,364.00	248,364.00	245,597.59	248,363.00	283,900.00	283,900.00	
31420 - PrfSrv-Bandstand Utilities	873.79	878.92	1,000.00	900.00	802.77	887.00	0.00	0.00	
31421 - Prof Serv - ORCA	35,499.96	183,417.26	0.00	0.00	0.00	0.00	0.00	0.00	
31422 - PrfSrv-CallCntr Utilities	0.00	2,600.40	0.00	0.00	0.00	0.00	0.00	0.00	
31425 - Prof. Services-GPS	15,453.00	15,657.16	20,394.00	16,900.00	13,607.25	18,691.00	12,425.00	12,425.00	
31427 - Prf Srv-Actuarial Services	0.00	7,500.00	4,358.00	1,000.00	900.00	900.00	9,000.00	9,000.00	
31431 - ProfServ-NASK Air Show	500.00	0.00	500.00	1,500.00	1,500.00	1,500.00	0.00	0.00	
31433 - Prof Srvc-TAMUK Stadium Renov	25,000.00	25,000.00	25,000.00	25,000.00	0.00	25,000.00	25,000.00	25,000.00	
31434 - PrfSrv-Rehrig Software Maint	8,400.00	8,400.00	9,500.00	9,500.00	7,099.20	9,500.00	8,400.00	8,400.00	
31439 - Prof Serv-Events & Clean Up	11,976.59	10,489.47	7,000.00	7,000.00	6,916.17	7,000.00	7,000.00	7,000.00	
31441 - Special Events & Festivals	0.00	0.00	0.00	6,891.61	1,593.61	1,593.61	9,000.00	9,000.00	
31442 - Prof Srv-HALO Flight	10,000.00	10,000.00	10,000.00	10,000.00	10,000.00	10,000.00	10,000.00	10,000.00	
31444 - Prf Svcs - Donations	0.00	0.00	0.00	0.00	0.00	0.00	5,000.00	5,000.00	
31448 - ProfSrv-Health & Wellness Initiative	0.00	0.00	0.00	10,000.00	0.00	10,000.00	10,000.00	10,000.00	
31451 - Prof Srv-Amb - Intermedix	38,970.73	51,767.50	71,250.00	71,250.00	41,805.82	56,825.00	60,000.00	60,000.00	
31463 - ProfSvc-Kleberg Co. Airport	8,333.50	0.00	0.00	0.00	0.00	0.00	0.00	0.00	

Consolidated General Funds - Expenditures

For Fiscal: 10/2017-09/2018 Period Ending: 09/30/2018

Objec...	2016 Total Activity	2017 Total Activity	2018 Original Budget	2018 Total Budget (Amended)	2018 YTD Activity	Defined Budgets		2019 City Manager Proposed	2019 City Commission Adopted
						2018 Expected Annual			
31464 - Prof Svc-TX DOT Agreement	13,345.98	13,345.98	13,346.00	13,346.00	13,345.98	13,346.00		13,346.00	13,346.00
31470 - Prof Svcs - Audit Services	115,001.00	65,437.91	78,600.00	58,958.00	56,756.34	80,275.00		61,950.00	61,950.00
31488 - Prof. Services-Minor Vet Care	8,132.25	10,207.16	10,000.00	11,000.00	10,355.99	9,540.00		15,000.00	15,000.00
31495 - 5K Event	0.00	0.00	2,000.00	600.00	281.70	600.00		1,600.00	1,600.00
31496 - Track Team	1,436.00	0.00	1,400.00	2,500.00	1,572.00	2,500.00		1,400.00	1,400.00
31497 - Swim Team Program	2,654.50	3,939.58	4,000.00	842.94	0.00	2,500.00		1,400.00	1,400.00
31498 - Adult Softball Leauge	6,204.00	9,760.76	10,000.00	10,225.00	3,605.65	8,331.00		10,000.00	10,000.00
31499 - Recreational Programs	7,129.08	18,094.67	17,171.00	27,562.00	28,636.33	26,362.00		10,171.00	10,171.00
31500 - Printing & Publishing	26,694.90	40,784.97	46,784.00	60,737.14	44,038.15	47,785.17		48,875.00	48,875.00
31501 - Liens & Ads w/ Health Dept	0.00	820.00	2,155.00	2,155.00	63.00	2,100.00		2,010.00	2,010.00
31550 - Printing - Employment Ads	5,097.02	3,818.07	8,000.00	12,000.00	10,327.57	11,000.00		10,000.00	10,000.00
31600 - Membership, Training, Travel	131,059.25	128,425.51	163,331.00	168,186.25	134,390.42	158,441.31		94,981.00	94,981.00
31601 - Mayor Fugate-Training & Travel	2,681.70	3,090.13	4,000.00	4,000.00	2,414.58	4,000.00		5,000.00	5,000.00
31602 - Commissioner Garcia-Training & Travel	3,878.74	3,198.67	6,000.00	6,991.92	6,991.92	6,891.92		0.00	0.00
31603 - Commissioner Lopez-Training & Travel	1,579.19	1,044.31	4,000.00	4,000.00	2,028.77	2,000.00		5,000.00	5,000.00
31604 - Commissioner Pecos -Training & Travel	3,815.47	2,972.48	6,000.00	5,108.08	4,925.32	5,108.00		5,000.00	5,000.00
31605 - Commissioner Pena-Training & Travel	567.95	1,531.27	4,000.00	1,409.00	1,408.31	1,408.31		0.00	0.00
31606 - CM-Training & Travel	0.00	0.00	8,300.00	9,500.00	9,363.35	8,300.00		8,300.00	8,300.00
31607 - CS-Training & Travel	0.00	0.00	7,700.00	7,700.00	6,729.18	7,700.00		7,700.00	7,700.00
31608 - Commissioner Hinojosa-Training & Travel	0.00	0.00	0.00	1,645.50	1,643.28	1,295.50		5,000.00	5,000.00
31609 - Commissioner Leubert-Training & Travel	0.00	0.00	0.00	1,295.50	20.00	1,295.50		5,000.00	5,000.00
31610 - Travel - Mileage Reimb	76.91	299.98	480.00	2,280.00	221.58	600.00		4,800.00	4,800.00
31612 - Travel - Moving Reimb	0.00	3,000.00	0.00	0.00	0.00	0.00		0.00	0.00
31620 - Training & Travel - Fire Chief	0.00	0.00	0.00	0.00	0.00	0.00		5,000.00	5,000.00
31621 - Training & Travel - Civil Service	0.00	0.00	0.00	0.00	0.00	0.00		15,000.00	15,000.00
31625 - Training & Travel-Special Events	736.22	606.00	2,000.00	2,000.00	1,315.06	2,000.00		1,000.00	1,000.00
31630 - Training & Travel - Police Chief	0.00	0.00	0.00	0.00	0.00	0.00		4,915.00	4,915.00
31640 - Training & Travel - Finance Admin	0.00	0.00	0.00	0.00	0.00	0.00		18,350.00	18,350.00
31641 - Training & Travel - Purchasing	0.00	0.00	0.00	0.00	0.00	0.00		5,550.00	5,550.00
31651 - Training & Travel - HR	0.00	0.00	0.00	0.00	0.00	0.00		6,000.00	6,000.00
31652 - Training & Travel - Risk Mgmt	0.00	0.00	0.00	0.00	0.00	0.00		1,800.00	1,800.00
31660 - Training & Travel - Engineering	0.00	0.00	0.00	0.00	0.00	0.00		1,577.00	1,577.00
31661 - Training & Travel - Public Works Admin	0.00	0.00	0.00	0.00	0.00	0.00		1,323.00	1,323.00
31700 - Memberships & Dues	25,289.19	31,205.39	36,561.00	32,871.25	26,513.31	35,590.00		44,249.00	44,249.00
31800 - Equipment Rent	45,053.99	67,280.08	60,759.00	44,819.90	41,742.14	44,506.00		34,088.00	34,088.00
31900 - Catering	20,201.47	19,173.66	22,094.00	20,192.73	14,430.77	20,249.00		24,530.00	24,530.00
31910 - Catering-Employee Appreciation	80.00	352.00	88.00	88.00	0.00	88.00		242.00	242.00
32100 - State Fees	33,694.75	34,343.16	56,300.00	36,300.00	34,161.37	35,300.00		56,300.00	56,300.00
32300 - Utilities	572,212.31	475,062.48	413,836.00	430,116.95	390,749.33	433,025.00		444,568.00	444,568.00
32301 - Utilities - La Posada	512.69	347.06	500.00	1,096.00	907.92	1,096.00		1,200.00	1,200.00
32302 - Utilities - Municipal Building	16,720.63	46,323.73	40,000.00	36,000.00	32,272.69	36,000.00		33,375.00	33,375.00

**Consolidated General Funds - Expenditures**

**For Fiscal: 10/2017-09/2018 Period Ending: 09/30/2018**

Objec...	Defined Budgets							
	2016 Total Activity	2017 Total Activity	2018 Original Budget	2018 Total Budget (Amended)	2018 YTD Activity	2018 Expected Annual	2019 City Manager Proposed	2019 City Commission Adopted
32303 - Utilities - City Hall Complex	16,614.85	48,471.12	33,967.00	39,967.00	36,867.24	47,967.00	42,789.00	42,789.00
32304 - Utilities - Cottage Building	0.00	379.76	27,500.00	14,166.00	994.18	1,200.00	1,200.00	1,200.00
32400 - Laundry	36,264.26	34,142.41	35,598.00	36,318.00	34,188.10	36,623.00	37,264.00	37,264.00
32500 - Medical Treatment	9,668.00	13,036.37	23,723.00	24,356.09	15,633.77	21,133.09	21,623.00	21,623.00
32600 - Election	18,606.60	229.96	39,000.00	30,267.80	20,925.71	20,925.71	10,000.00	10,000.00
32800 - Claims Paid Against City	0.00	2,119.03	10,000.00	4,525.00	-4,060.72	9,000.00	10,000.00	10,000.00
32803 - Claims - City Special	4.77	0.00	0.00	0.00	0.00	0.00	0.00	0.00
32810 - Claims - Landfill	0.00	0.00	0.00	3,000.00	3,000.00	3,000.00	0.00	0.00
32815 - Claims - Police Admin	1,676.00	0.00	0.00	0.00	0.00	0.00	0.00	0.00
32816 - Claims - Police Patrol	-533.89	-1,101.35	0.00	1,000.00	-1,306.87	1,000.00	0.00	0.00
32817 - Claims - Police Communications	0.00	-8,396.29	0.00	0.00	0.00	0.00	0.00	0.00
32827 - Claims - Water Construction	26.00	0.00	0.00	0.00	0.00	0.00	0.00	0.00
32828 - Claims - Water Production	10,346.00	0.00	0.00	0.00	0.00	0.00	0.00	0.00
32829 - Claims - Meter Readers	0.00	0.00	0.00	1,475.00	1,474.36	1,474.36	0.00	0.00
32831 - Claims - WW North Plant	0.00	0.00	0.00	0.00	-3,330.40	-3,330.40	0.00	0.00
32836 - Claims - Litter Abatement	0.00	1,862.55	0.00	0.00	0.00	0.00	0.00	0.00
33100 - Subscriptions	15,196.86	13,990.59	12,562.00	14,371.90	12,553.23	13,897.62	15,312.00	15,312.00
33501 - Insurance-Property/Liability	213,696.44	231,070.94	235,000.00	241,094.00	241,093.64	240,319.00	267,003.00	267,003.00
34000 - Jail Contract Expense	164,700.00	146,505.00	164,250.00	146,628.50	140,525.00	164,250.00	150,000.00	150,000.00
34001 - Advertising Services	1,226.00	1,946.01	3,000.00	3,560.00	3,538.32	3,560.00	3,750.00	3,750.00
34100 - Collection Exp-Tax Office	16,812.00	16,770.00	17,000.00	17,000.00	16,836.00	17,000.00	17,000.00	17,000.00
34200 - Special Services	52,924.83	37,432.13	52,100.00	22,157.72	19,135.01	22,157.72	22,850.00	22,850.00
34300 - Other Services	4,974.58	5,696.50	4,200.00	3,518.00	1,477.18	2,653.00	4,200.00	4,200.00
34400 - Keep Kingsville Beautiful	11,525.23	10,016.50	10,000.00	10,000.00	5,277.28	10,000.00	10,000.00	10,000.00
34500 - Community Appearance City/KWOP	9,942.87	484.98	10,000.00	15,000.00	14,720.00	11,135.00	12,500.00	12,500.00
35500 - Economic Development-Incentive Obligations	0.00	32,895.65	65,313.29	65,313.29	61,882.54	61,882.54	0.00	0.00
37500 - Miscellaneous Bank Expenses	1,450.14	-657.13	100.00	639.00	535.56	539.00	100.00	100.00
41100 - Vehicle Maintenance	388,463.96	598,040.86	505,658.00	663,024.00	660,301.01	677,329.32	488,099.00	488,099.00
41400 - Equipment Maintenance	44,439.82	70,106.12	50,077.00	51,809.64	42,761.10	54,672.66	52,560.00	52,560.00
41600 - Maint - Rollouts & Dumpsters	1,275.96	814.77	2,500.00	1,400.00	580.00	1,800.00	5,540.00	5,540.00
51100 - Building Maintenance	120,895.81	67,268.19	78,134.00	84,047.00	78,342.88	74,730.00	109,598.00	109,598.00
51102 - Building Maintenance - Municipal Building	7,977.90	5,804.51	15,600.00	15,600.00	15,351.18	15,600.00	20,000.00	20,000.00
51103 - Building Maintenance - City Hall Complex	3,433.46	8,898.84	17,450.00	16,912.44	17,411.44	16,750.00	15,000.00	15,000.00
52100 - Street & Bridge	389,557.61	489,171.91	912,000.00	896,533.00	519,492.93	896,528.00	1,262,021.00	1,262,021.00
52105 - Street & Bridge - Alley	0.00	90.00	50,000.00	50,000.00	10,837.00	50,000.00	50,000.00	50,000.00
52200 - Signs & Signals	2,383.00	8,733.57	42,500.00	24,242.00	23,792.36	27,500.00	40,000.00	40,000.00
53100 - Drainage	26,304.87	21,787.92	25,000.00	1,700.00	1,480.02	5,000.00	25,000.00	25,000.00
59100 - Grounds & Perm Fixtures	35,022.14	46,318.90	45,500.00	102,592.89	81,958.27	92,594.16	73,607.00	73,607.00
59105 - Bandstand Relocation	0.00	0.00	0.00	0.00	0.00	0.00	500.00	500.00
59110 - Brookshire Park-1	0.00	0.00	1,000.00	0.00	0.00	0.00	1,000.00	1,000.00
59111 - Brookshire Park-Pool	0.00	0.00	2,000.00	900.00	1,175.00	1,800.00	2,000.00	2,000.00

Consolidated General Funds - Expenditures

For Fiscal: 10/2017-09/2018 Period Ending: 09/30/2018

Objec...	2016 Total Activity	2017 Total Activity	2018 Original Budget	2018 Total Budget (Amended)	2018 YTD Activity	Defined Budgets		2019 City Manager Proposed	2019 City Commission Adopted
						2018 Expected Annual			
59112 - Corral Park	0.00	0.00	1,000.00	113.92	113.92	200.00		1,000.00	1,000.00
59113 - Dick Kleberg Park	0.00	0.00	7,000.00	8,078.40	7,878.40	8,079.00		7,000.00	7,000.00
59114 - Flato Park	0.00	0.00	1,000.00	0.00	0.00	800.00		1,000.00	1,000.00
59115 - Flores Park	0.00	0.00	1,000.00	0.00	924.00	800.00		1,000.00	1,000.00
59116 - Thompson Park	0.00	0.00	1,000.00	521.51	310.16	800.00		1,000.00	1,000.00
64100 - Operating Lease	100,601.34	119,386.83	127,838.00	106,295.35	95,135.98	106,397.20		132,310.00	132,310.00
64200 - Capital Lease-Principle	122,639.60	130,282.15	375,285.02	395,015.02	238,341.14	292,491.00		421,284.00	421,284.00
64201 - Capital Lease-Interest	15,654.76	13,305.51	19,707.00	23,864.00	26,459.02	29,612.00		41,553.00	41,553.00
71200 - Machinery/Equipment	16,296.00	859,862.36	1,558,604.00	1,664,299.26	909,050.52	916,957.36		5,000.00	5,000.00
71224 - Parks-Splash Pad	0.00	0.00	0.00	0.00	0.00	0.00		15,000.00	15,000.00
71228 - Parks-Field Improvements	0.00	0.00	0.00	0.00	0.00	0.00		5,000.00	5,000.00
71300 - Building	1,877,382.89	0.00	0.00	21,960.51	21,958.77	21,960.51		10,000.00	10,000.00
71309 - Parks-Dog Park	0.00	0.00	0.00	35,500.00	0.00	0.00		35,500.00	35,500.00
71400 - Landfill Expansion	271,626.40	1,874,447.00	0.00	0.00	0.00	0.00		0.00	0.00
72600 - Computers	0.00	0.00	0.00	28,150.29	28,150.29	27,600.00		76,581.00	76,581.00
80001 - Transfer Out to Fund 001	81,645.00	65,244.00	65,244.00	65,244.00	65,244.00	65,244.00		121,924.00	121,924.00
80002 - Transfer To Fund 002	0.00	0.00	25,000.00	25,000.00	25,000.00	25,000.00		25,000.00	25,000.00
80008 - Transfer Out to Fund 008	0.00	4,166.67	0.00	0.00	0.00	0.00		0.00	0.00
80011 - Transfer Out to Fund 011	352,650.00	122,750.00	0.00	0.00	0.00	0.00		0.00	47,135.00
80012 - Transfer Out to Fund 012	0.00	0.00	0.00	0.00	0.00	0.00		47,135.00	0.00
80019 - Transfer Out to Fund 019	0.00	0.00	0.00	18,000.00	18,000.00	18,000.00		0.00	0.00
80023 - Transfer To Fund 023	0.00	0.00	0.00	0.00	0.00	0.00		3,577.00	3,577.00
80026 - Transfer Out to Fund 026	0.00	7,991.41	8,115.00	8,115.00	6,596.64	8,115.00		5,471.00	5,471.00
80029 - Transfer Out to Fund 029	0.00	0.00	0.00	60.00	60.00	60.00		0.00	0.00
80033 - Transfer Out to Fund 033	730.00	1,069,206.92	0.00	13,700.00	13,700.00	13,700.00		0.00	0.00
80051 - Transfer Out to Fund 051	0.00	7,415.00	0.00	35,000.00	35,000.00	35,000.00		21,459.00	21,459.00
80054 - Transfer Out to Fund 054	0.00	0.00	140,000.00	260,000.00	260,000.00	260,000.00		0.00	0.00
80071 - Transfer To Fund 071	0.00	35,166.80	0.00	0.00	0.00	0.00		0.00	0.00
80077 - Transfer Out to Fund 077	0.00	39,331.00	0.00	0.00	0.00	0.00		0.00	0.00
80078 - Transfer Out to Fund 078	0.00	13,249.00	0.00	0.00	0.00	0.00		0.00	0.00
80079 - Transfer Out to Fund 079	0.00	5,000.00	0.00	0.00	0.00	0.00		0.00	0.00
80080 - Transfer To Fund 080	0.00	620.00	0.00	0.00	0.00	0.00		0.00	0.00
80083 - Transfer To Fund 083	11,164.98	0.00	0.00	0.00	0.00	0.00		0.00	0.00
80084 - Transfer To Fund 084	0.00	0.00	0.00	35,904.00	0.00	0.00		35,904.00	35,904.00
80085 - Transfer To Fund 085	0.00	0.00	0.00	0.00	0.00	0.00		20,000.00	20,000.00
80090 - Transfer To Fund 090	0.00	197,895.00	97,609.23	97,609.23	97,609.23	97,610.00		97,183.00	97,183.00
80093 - Transfer To Fund 093	0.00	87,319.30	0.00	0.00	0.00	0.00		25,000.00	25,000.00
80097 - Transfer Out to Fund 097	0.00	50,000.00	40,000.00	40,000.00	40,000.00	40,000.00		25,000.00	25,000.00
80098 - Transfer Out to Fund 098	0.00	247,914.00	25,000.00	25,000.00	25,000.00	25,000.00		0.00	0.00
80099 - Transfer Out to Fund 099	50,000.00	7,904.62	0.00	0.00	0.00	0.00		0.00	0.00
80601 - Transfer To Fund 601	0.00	69,845.05	0.00	0.00	0.00	0.00		0.00	0.00

**Consolidated General Funds - Expenditures**

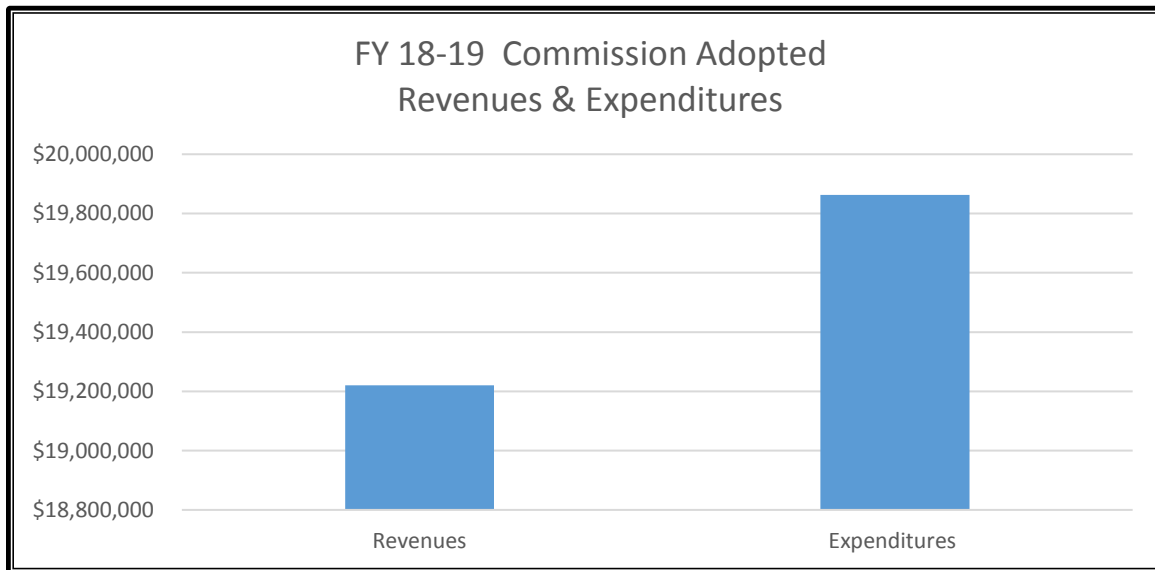
**For Fiscal: 10/2017-09/2018 Period Ending: 09/30/2018**

Objec...	2016 Total Activity	2017 Total Activity	2018 Original Budget	2018 Total Budget (Amended)	2018 YTD Activity	Defined Budgets		2019 City Manager Proposed	2019 City Commission Adopted
						2018 Expected Annual			
93001 - JK Main Hall Interior	0.00	50,847.34	0.00	0.00	0.00	0.00		0.00	0.00
93003 - JK Roof and Walls	0.00	1,145.00	0.00	97,261.92	93,755.14	93,756.00		0.00	0.00
93004 - JK Cattle Staging	0.00	26,305.00	0.00	0.00	0.00	0.00		0.00	0.00
93006 - JK Construction Management	0.00	31,946.75	0.00	0.00	0.00	0.00		0.00	0.00
93007 - JK Air Conditioner	0.00	193,328.00	0.00	0.00	0.00	0.00		0.00	0.00
93010 - Parks-Grounds & Perm Fixtures	0.00	43,809.06	0.00	17,530.67	17,164.07	17,530.67		0.00	0.00
95000 - Bad Debt	16,905.91	9,711.28	19,695.00	19,695.00	0.00	19,695.00		19,695.00	19,695.00
<b>Report Total:</b>	<b>21,221,756.09</b>	<b>23,643,313.19</b>	<b>22,748,042.54</b>	<b>23,492,268.29</b>	<b>19,771,879.13</b>	<b>22,240,922.13</b>		<b>21,859,808.00</b>	<b>21,859,808.00</b>





# FUND 001 – GENERAL FUND SUMMARY



		<b>FY 18-19 Adopted Budget</b>
Revenues		\$ 19,219,911
Expenditures		19,863,272
Net Revenues over (under) Expenditures		<u>\$ (643,361)</u>
 <b>Fund Balance</b>		
Beginning Fund Balance - (Unaudited)		\$5,905,908
Budgeted Revenues	\$ 17,602,112	
Budgeted Transfers In	<u>1,617,799</u>	
Total Revenues		19,219,911
 Budgeted Expenditures	 19,721,861	
Budgeted Transfers Out	<u>141,411</u>	
Total Expenditures		<u>19,863,272</u>
Estimated Ending Fund Balance 09/30/19		<u>\$5,262,547</u>
 <u>Minimum Requirements (25% of Operating Expenditures + Transfers Out)</u>		
Total Expenditures (subject to calculation)		\$19,863,272
Less: Initial Year Capital Lease Recordation - Nimble Storage		<u>(\$48,946)</u>
Net Expenditures subject to minimum requirements		<u>\$19,814,326</u>
 Minimum Requirements (25% of Expenditures)		 \$4,953,582
Estimated Ending Fund Balance 09/30/19		<u>5,262,547</u>
Above (Below) Minimum Requirements		<u>\$308,966</u>



City of Kingsville, TX

# General Funds Account Summary

For Fiscal: 10/2017-09/2018 Period Ending: 09/30/2018

		2016	2017	2018	2018	2018	Defined Budgets		2019	2019
		Total Activity	Total Activity	Original Budget	Total Budget (Amended)	YTD Activity	2018 Expected Annual	City Manager Proposed	City Commission Adopted	
<b>Fund: 001 - GENERAL FUND</b>										
<b>Department : 000 - Non-Departmental</b>										
<b>AcctType: 4 - Revenue</b>										
<b>Division: 0000 - Non-Departmental</b>										
<a href="#">001-4-0000-58135</a>	Rent - Water Tower	21,386.42	22,028.01	22,028.00	22,028.00	23,088.85	22,889.00	22,689.00	22,689.00	
<b>Budget Notes</b>										
<b>Budget Code</b>	<b>Subject</b>	<b>Description</b>								
City Commission	Water Tower Lease	Lease #514372 with CC TM PA LLC 2000 Corporate Drive Canonsburg, PA 15317 724416-2000								
<b>Budget Detail</b>										
<b>Budget Code</b>	<b>Description</b>	<b>Units</b>	<b>Price</b>	<b>Amount</b>						
City Commission	Water Tower Lease	0.00	0.00	-22,689.00						
<a href="#">001-4-0000-58136</a>	Rent - EDC Offices	0.00	2,650.00	7,200.00	7,200.00	6,600.00	7,200.00	7,200.00	7,200.00	
<b>Budget Notes</b>										
<b>Budget Code</b>	<b>Subject</b>	<b>Description</b>								
City Commission	Res. 2017-32	July 1, 2017 through June 30, 2020. The Lease will automatically renew for one (1) year renewal terms each year after the initial term, for a maximum total of five (5) years inclusive of the initial term. This Lease may be terminated at any time by any party with or without cause upon sixty (60) days advance written notice.								
<b>Budget Detail</b>										
<b>Budget Code</b>	<b>Description</b>	<b>Units</b>	<b>Price</b>	<b>Amount</b>						
City Commission	EDC Lease	0.00	0.00	-7,200.00						
<a href="#">001-4-0000-58137</a>	Rent - Cell Tower	0.00	0.00	0.00	25,000.00	26,400.00	26,800.00	2,400.00	2,400.00	
<b>Budget Notes</b>										
<b>Budget Code</b>	<b>Subject</b>	<b>Description</b>								
City Commission	Cell Tower Lease	40 year lease agreement with American Tower								
<b>Budget Detail</b>										
<b>Budget Code</b>	<b>Description</b>	<b>Units</b>	<b>Price</b>	<b>Amount</b>						
City Commission	Cell Tower Lease	12.00	-200.00	-2,400.00						
<a href="#">001-4-0000-72005</a>	Federal Grants	0.00	0.00	0.00	0.00	0.00	0.00	0.00	0.00	0.00

General Funds

For Fiscal: 10/2017-09/2018 Period Ending: 09/30/2018

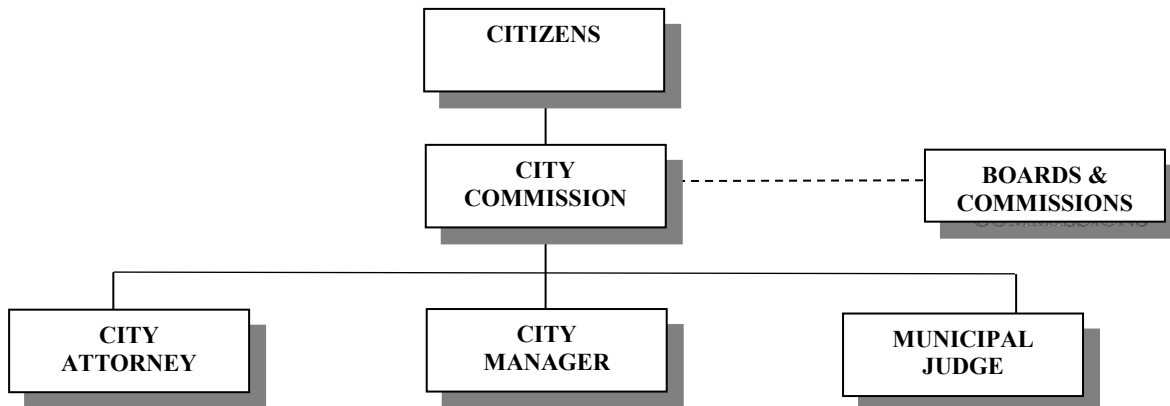
		2016		2017		2018		2018		Defined Budgets	
		Total Activity	Total Activity	Original Budget	Total Budget (Amended)	YTD Activity	2018 Expected Annual	2019 City Manager Proposed	2019 City Commission Adopted		
<a href="#">001-4-0000-72010</a>	State Grants	0.00	0.00	0.00	0.00	0.00	0.00	0.00	0.00		
<a href="#">001-4-0000-72030</a>	Donations	1,230.00	25,000.00	0.00	3,500.00	3,000.00	3,000.00	0.00	0.00		
<a href="#">001-4-0000-75002</a>	Transfer From Fund 002	75,000.00	79,989.00	92,345.00	92,345.00	92,345.00	92,345.00	75,647.00	75,647.00		
<b>Budget Detail</b>											
<b>Budget Code</b>	<b>Description</b>	<b>Units</b>	<b>Price</b>	<b>Amount</b>							
City Commission	1/2 Cost of Downtown Manager	0.00	0.00	-33,700.00							
City Commission	1/2 Cost of Service Tech in Division 1020	0.00	0.00	-6,947.00							
City Commission	Administrative Services Allocation	0.00	0.00	-35,000.00							
<a href="#">001-4-0000-75008</a>	Transfer From Fund 008	50,000.00	0.00	0.00	0.00	0.00	0.00	0.00	0.00		
<a href="#">001-4-0000-75010</a>	Transfer From Fund 051	1,350,000.00	1,373,351.00	1,362,000.00	1,362,000.00	1,362,000.00	1,362,000.00	1,350,000.00	1,350,000.00		
<b>Budget Detail</b>											
<b>Budget Code</b>	<b>Description</b>	<b>Units</b>	<b>Price</b>	<b>Amount</b>							
City Commission	Admin Services Allocation	0.00	0.00	-1,350,000.00							
<a href="#">001-4-0000-75033</a>	Transfer From Fund 033	0.00	0.00	0.00	0.00	0.00	0.00	0.00	0.00		
<a href="#">001-4-0000-75036</a>	Transfer From Fund 036	0.00	0.00	0.00	0.00	0.00	0.00	0.00	0.00		
<a href="#">001-4-0000-75038</a>	Transfer From Fund 038	0.00	0.00	0.00	0.00	0.00	0.00	0.00	0.00		
<a href="#">001-4-0000-75055</a>	Transfer From Fund 055	0.00	0.00	95,220.00	95,220.00	95,220.00	95,220.00	0.00	0.00		
<a href="#">001-4-0000-75060</a>	Transfer From Fund 060	198.99	0.00	0.00	0.00	0.00	0.00	0.00	0.00		
<a href="#">001-4-0000-75063</a>	Transfer From Fund 063	0.00	0.00	0.00	0.00	0.00	0.00	0.00	0.00		
<a href="#">001-4-0000-75064</a>	Transfer From Fund 064	428.26	0.00	0.00	0.00	0.00	0.00	0.00	0.00		
<a href="#">001-4-0000-75065</a>	Transfer From Fund 065	0.00	0.00	0.00	0.00	0.00	0.00	0.00	0.00		
<a href="#">001-4-0000-75087</a>	Transfer From Fund 087	0.00	65,244.00	65,244.00	65,244.00	65,244.00	65,244.00	68,308.00	68,308.00		
<b>Budget Notes</b>											
<b>Budget Code</b>	<b>Subject</b>	<b>Description</b>									
City Commission	JD Dozer Capital Lease	FY 18-19 - Year 2 - Prin \$62,125.40, Int \$6,182.20 FY 19-20 - Year 3 - Prin \$63,616.41, Int \$4,691.19 FY 20-21 - Year 4 - Prin \$65,143.21, Int \$3,164.40 FY 21-22 - Year 5 - Prin \$66,706.64, Int \$1,600.96									
<b>Budget Detail</b>											
<b>Budget Code</b>	<b>Description</b>	<b>Units</b>	<b>Price</b>	<b>Amount</b>							
City Commission	JD Dozer Capital Lease Int Reimb	0.00	0.00	-6,183.00							
City Commission	JD Dozer Capital Lease Principal Reimb	0.00	0.00	-62,125.00							
<a href="#">001-4-0000-75090</a>	Transfer From Fund 089	0.00	0.00	0.00	0.00	0.00	0.00	0.00	0.00		
<a href="#">001-4-0000-75091</a>	Transfer From Fund 091	58,240.00	0.00	0.00	0.00	0.00	0.00	3,616.00	3,616.00		

General Funds

For Fiscal: 10/2017-09/2018 Period Ending: 09/30/2018

					Defined Budgets							
					2018	2018	2019	2019				
					Total Activity	Total Activity	Original Budget	Total Budget (Amended)	YTD Activity	Expected Annual	City Manager Proposed	City Commission Adopted
<b>Budget Detail</b>												
<b>Budget Code</b>	<b>Description</b>	<b>Units</b>	<b>Price</b>	<b>Amount</b>								
City Commission	Transfer to Close Fund	0.00	0.00	-3,616.00								
<a href="#">001-4-0000-75092</a>	Transfer From Fund 092		0.00	0.00	0.00	0.00	0.00	0.00	0.00	0.00	50,000.00	50,000.00
<b>Budget Detail</b>												
<b>Budget Code</b>	<b>Description</b>	<b>Units</b>	<b>Price</b>	<b>Amount</b>								
City Commission	To offset costs of St Construction Crew	0.00	0.00	-50,000.00								
<a href="#">001-4-0000-75093</a>	Transfer From Fund 093		0.00	0.00	0.00	0.00	0.00	0.00	0.00	0.00	0.00	0.00
<a href="#">001-4-0000-75096</a>	Transfer From Fund 096		0.00	0.00	0.00	0.00	0.00	0.00	0.00	0.00	0.00	0.00
<a href="#">001-4-0000-75099</a>	Transfer From Fund 099		23,405.00	0.00	0.00	0.00	0.00	0.00	0.00	0.00	0.00	0.00
<a href="#">001-4-0000-75410</a>	Transfer From Fund 410		2,917.56	0.00	0.00	0.00	0.00	0.00	0.00	0.00	0.00	0.00
<a href="#">001-4-0000-75601</a>	Transfer From Fund 601		0.00	0.00	0.00	0.00	0.00	0.00	0.00	0.00	70,228.00	70,228.00
<a href="#">001-4-0000-81710</a>	Penalty Fee on NSF		25.00	400.00	0.00	0.00	0.00	100.00	25.00	25.00	0.00	0.00
<a href="#">001-4-0000-91000</a>	Sale of City Property		0.00	57,806.00	50,000.00	50,000.00	50,000.00	0.00	11,000.00	11,000.00	0.00	0.00
<a href="#">001-4-0000-91100</a>	Sale of City Publications		1,038.85	723.10	900.00	900.00	900.00	196.70	467.00	467.00	500.00	500.00
<a href="#">001-4-0000-91201</a>	Sale of Open Records Documents		695.55	503.62	620.00	620.00	620.00	728.98	650.00	650.00	500.00	500.00
<a href="#">001-4-0000-91503</a>	Interest Income		15,813.41	45,228.21	50,000.00	50,000.00	50,000.00	90,565.45	75,000.00	75,000.00	56,100.00	56,100.00
<b>Budget Detail</b>												
<b>Budget Code</b>	<b>Description</b>	<b>Units</b>	<b>Price</b>	<b>Amount</b>								
City Commission	Estimated Interest Earnings on CMA Accts	0.00	0.00	-1,100.00								
City Commission	Estimated Interest Earnings-TX Class Accts	0.00	0.00	-55,000.00								
<a href="#">001-4-0000-91520</a>	Interest Earned-Investment		7,285.77	7,432.98	12,034.00	12,034.00	12,034.00	0.00	8,000.00	8,000.00	14,000.00	14,000.00
<b>Budget Detail</b>												
<b>Budget Code</b>	<b>Description</b>	<b>Units</b>	<b>Price</b>	<b>Amount</b>								
City Commission	Interest Earnings on CD's	0.00	0.00	-4,000.00								
City Commission	Interest Earnings on Money Market Accounts	0.00	0.00	-10,000.00								
<a href="#">001-4-0000-98000</a>	Prior Year Adjustments		0.00	0.00	0.00	0.00	0.00	0.00	0.00	0.00	0.00	0.00
<a href="#">001-4-0000-99000</a>	Miscellaneous		65,122.72	43,756.47	25,000.00	25,000.00	25,000.00	87,679.98	87,262.00	87,262.00	30,000.00	30,000.00
<a href="#">001-4-0000-99700</a>	Gain/Loss on Sale of Assets		0.00	48,000.00	0.00	0.00	0.00	0.00	0.00	0.00	0.00	0.00
<b>Division: 0000 - Non-Departmental Total:</b>					<b>1,672,787.53</b>	<b>1,772,112.39</b>	<b>1,782,591.00</b>	<b>1,811,091.00</b>	<b>1,853,168.96</b>	<b>1,857,102.00</b>	<b>1,751,188.00</b>	<b>1,751,188.00</b>
<b>AcctType: 4 - Revenue Total:</b>					<b>1,672,787.53</b>	<b>1,772,112.39</b>	<b>1,782,591.00</b>	<b>1,811,091.00</b>	<b>1,853,168.96</b>	<b>1,857,102.00</b>	<b>1,751,188.00</b>	<b>1,751,188.00</b>
<b>Department : 000 - Non-Departmental Total:</b>					<b>1,672,787.53</b>	<b>1,772,112.39</b>	<b>1,782,591.00</b>	<b>1,811,091.00</b>	<b>1,853,168.96</b>	<b>1,857,102.00</b>	<b>1,751,188.00</b>	<b>1,751,188.00</b>

# CITY COMMISSION



## DESCRIPTION

The City Commission is comprised of a Mayor and four Commissioners who are elected to two year terms. The core responsibilities of the Commission include determining policies, adopting project budgets and enacting vital legislation for our government to function both properly and fairly. The City Commission is responsible for appointing a City Manager, City Attorney and Municipal Court Judge.

## FY 18-19 BUDGET HIGHLIGHTS

Division	Change	Personnel	Operations	Capital Outlay	Total Changes
FY 17-18 Original Budget	\$156,091	\$83,599	\$72,492	\$0	\$156,091
FY 18-19 Adopted Budget	\$143,591	\$65,013	\$78,578	\$0	\$143,591
1000 - City Commission	(\$12,500)	(\$18,586)	\$6,086	\$0	(\$12,500)

### Change Description

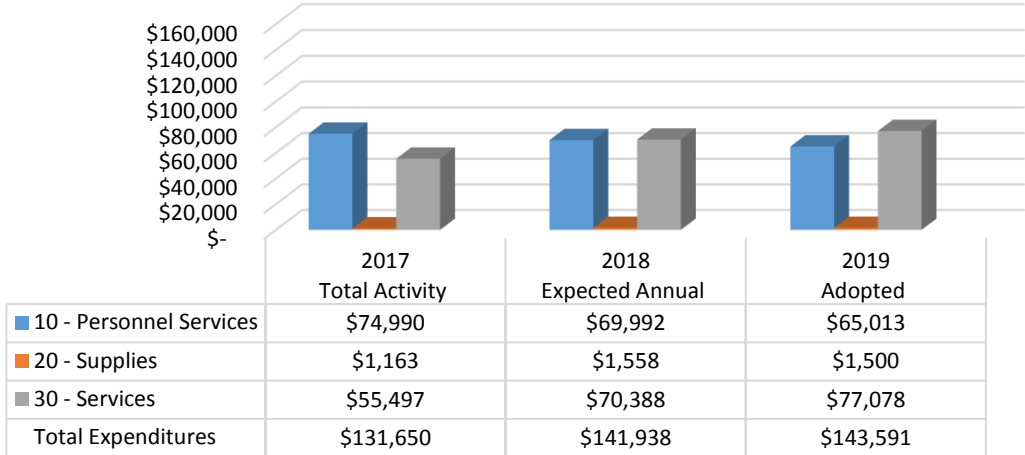
#### Personnel

- Health care election coverage change
- Decrease in Workers Comp Experience Modifier Rate
- Decrease in car allowance - paying as mileage reimbursement

#### Operations

- **Overall Services Category:**
  - Increase in communications, training & travel & mileage reimbursement
  - Decrease in training & travel for special events
  - Approved supplemental request-Year 3-Preservation & Restoration of City Records - \$22,000
  - Removed prior year supplemental request-Year 2-Preservation Project - (\$22,000)

Department 100 - City Commission



General Funds

For Fiscal: 10/2017-09/2018 Period Ending: 09/30/2018

		2016	2017	2018	2018	2018	Defined Budgets		2019	2019
		Total Activity	Total Activity	Original Budget	Total Budget (Amended)	YTD Activity	2018 Expected Annual	2019 City Manager Proposed	2019 City Commission Adopted	
<b>Department : 100 - City Commission</b> <b>AcctType: 5 - Expense</b> <b>Division: 1000 - City Commission</b> <b>Category: 10 - Personnel Services</b>										
<a href="#">001-5-1000-11100</a>	Salaries & Wages	3,825.00	3,425.00	7,200.00	7,200.00	3,225.00	4,425.00	7,200.00	7,200.00	
<a href="#">001-5-1000-11500</a>	FICA	1,629.25	1,381.72	2,387.00	2,387.00	1,150.30	1,486.02	2,020.00	2,020.00	
<a href="#">001-5-1000-11600</a>	Group Health Insurance	45,409.08	51,512.00	48,748.00	48,748.00	43,026.76	48,748.00	35,333.00	35,333.00	
<a href="#">001-5-1000-11700</a>	Workers' Compensation	47.60	38.68	52.00	52.00	20.64	20.55	27.00	27.00	
<a href="#">001-5-1000-11800</a>	Unemployment Compensation	377.24	125.05	1,125.00	1,125.00	282.12	229.92	1,125.00	1,125.00	
<a href="#">001-5-1000-12000</a>	Car Allowance	22,600.00	18,400.00	24,000.00	22,000.00	17,000.00	15,000.00	19,200.00	19,200.00	
<a href="#">001-5-1000-12300</a>	Life Insurance	102.00	108.00	87.00	87.00	90.00	82.80	108.00	108.00	
<b>Category: 10 - Personnel Services Total:</b>		<b>73,990.17</b>	<b>74,990.45</b>	<b>83,599.00</b>	<b>81,599.00</b>	<b>64,794.82</b>	<b>69,992.29</b>	<b>65,013.00</b>	<b>65,013.00</b>	
<b>Category: 20 - Supplies</b>										
<a href="#">001-5-1000-21100</a>	Supplies	1,521.03	1,062.56	1,500.00	3,500.00	3,063.95	1,500.00	1,500.00	1,500.00	
<b>Budget Detail</b>										
<b>Budget Code</b>	<b>Description</b>	<b>Units</b>	<b>Price</b>	<b>Amount</b>						
City Commission	Audio Cassettes, Paper, City Keys, etc	1.00	1,500.00	1,500.00						
<a href="#">001-5-1000-21700</a>	Minor Eq/Furniture	132.48	99.97	0.00	0.00	0.00	58.49	0.00	0.00	
<a href="#">001-5-1000-22600</a>	Computers & Associated Equip	0.00	0.00	0.00	0.00	0.00	0.00	0.00	0.00	
<b>Category: 20 - Supplies Total:</b>		<b>1,653.51</b>	<b>1,162.53</b>	<b>1,500.00</b>	<b>3,500.00</b>	<b>3,063.95</b>	<b>1,558.49</b>	<b>1,500.00</b>	<b>1,500.00</b>	
<b>Category: 30 - Services</b>										
<a href="#">001-5-1000-31100</a>	Communications	1,430.82	1,564.39	2,677.00	2,677.00	1,810.25	2,677.00	3,963.00	3,963.00	
<b>Budget Detail</b>										
<b>Budget Code</b>	<b>Description</b>	<b>Units</b>	<b>Price</b>	<b>Amount</b>						
City Commission	(5) Smart Phones (\$66.05/mo)	330.25	12.00	3,963.00						
<a href="#">001-5-1000-31400</a>	Professional Services	1,136.00	24,503.46	22,200.00	23,800.00	22,846.34	22,832.41	22,200.00	22,200.00	
<b>Budget Notes</b>										
<b>Budget Code</b>	<b>Subject</b>	<b>Description</b>								
City Commission	FY 18-19 Approved Supplemental Request	Preservation & Restoration of City Records Year 3 of a 5 year plan.								
<b>Budget Detail</b>										
<b>Budget Code</b>	<b>Description</b>	<b>Units</b>	<b>Price</b>	<b>Amount</b>						
City Commission	Preservation & Restoration of City Records	1.00	22,200.00	22,200.00						
<a href="#">001-5-1000-31500</a>	Printing & Publishing	6,307.44	5,405.56	7,650.00	9,000.00	8,558.19	8,014.00	7,650.00	7,650.00	

General Funds

For Fiscal: 10/2017-09/2018 Period Ending: 09/30/2018

					Defined Budgets					
			2016	2017	2018	2018	2018	2018	2019	2019
			Total Activity	Total Activity	Original Budget	Total Budget (Amended)	YTD Activity	Expected Annual	City Manager Proposed	City Commission Adopted
<b>Budget Detail</b>	<b>Description</b>	<b>Units</b>	<b>Price</b>	<b>Amount</b>						
Budget Code										
City Commission	Publications. Muni Code Subscription, Bus. Car	1.00	7,650.00	7,650.00						
<a href="#">001-5-1000-31600</a>	Training & Travel		0.00	0.00	0.00	0.00	0.00	0.00	0.00	0.00
<a href="#">001-5-1000-31601</a>	Mayor Fugate-Training & Travel		2,681.70	3,090.13	4,000.00	4,000.00	2,414.58	4,000.00	5,000.00	5,000.00
<b>Budget Detail</b>	<b>Description</b>	<b>Units</b>	<b>Price</b>	<b>Amount</b>						
Budget Code										
City Commission	NLC, TML, Washington Trips	1.00	5,000.00	5,000.00						
<a href="#">001-5-1000-31602</a>	Commissioner Garcia-Training & ...		3,878.74	3,198.67	6,000.00	6,991.92	6,991.92	6,891.92	0.00	0.00
<a href="#">001-5-1000-31603</a>	Commissioner Lopez-Training & ...		1,579.19	1,044.31	4,000.00	4,000.00	2,028.77	2,000.00	5,000.00	5,000.00
<b>Budget Detail</b>	<b>Description</b>	<b>Units</b>	<b>Price</b>	<b>Amount</b>						
Budget Code										
City Commission	NLC, TML, Economic Forums, etc...	1.00	5,000.00	5,000.00						
<a href="#">001-5-1000-31604</a>	Commissioner Pecos-Training & ...		3,815.47	2,972.48	6,000.00	5,108.08	4,925.32	5,108.00	5,000.00	5,000.00
<b>Budget Detail</b>	<b>Description</b>	<b>Units</b>	<b>Price</b>	<b>Amount</b>						
Budget Code										
City Commission	Economic Forums, NLC, TML, etc..	1.00	5,000.00	5,000.00						
<a href="#">001-5-1000-31605</a>	Commissioner Pena-Training & T...		567.95	1,531.27	4,000.00	1,409.00	1,408.31	1,408.31	0.00	0.00
<a href="#">001-5-1000-31608</a>	Commissioner Hinojosa-Training...		0.00	0.00	0.00	1,645.50	1,643.28	1,295.50	5,000.00	5,000.00
<b>Budget Detail</b>	<b>Description</b>	<b>Units</b>	<b>Price</b>	<b>Amount</b>						
Budget Code										
City Commission	Economic Forums, NLC, TML, etc...	1.00	5,000.00	5,000.00						
<a href="#">001-5-1000-31609</a>	Commissioner Leubert-Training &...		0.00	0.00	0.00	1,295.50	20.00	1,295.50	5,000.00	5,000.00
<b>Budget Detail</b>	<b>Description</b>	<b>Units</b>	<b>Price</b>	<b>Amount</b>						
Budget Code										
City Commission	Economic Forums, NLC, TML, etc..	1.00	5,000.00	5,000.00						
<a href="#">001-5-1000-31610</a>	Travel-Mileage Reimb		76.91	299.98	0.00	2,000.00	221.58	400.00	4,800.00	4,800.00
<b>Budget Detail</b>	<b>Description</b>	<b>Units</b>	<b>Price</b>	<b>Amount</b>						
Budget Code										
City Commission	Mileage Reimb - Comm Lopez	0.00	0.00	4,800.00						
<a href="#">001-5-1000-31625</a>	Training & Travel - Special Events		736.22	606.00	2,000.00	2,000.00	1,315.06	2,000.00	1,000.00	1,000.00

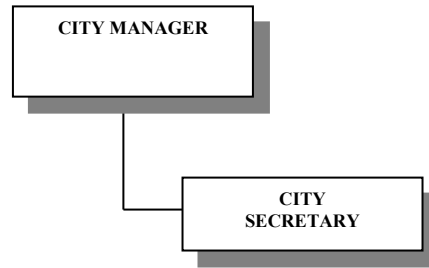


General Funds

For Fiscal: 10/2017-09/2018 Period Ending: 09/30/2018

					Defined Budgets					
			2016	2017	2018	2018	2018	2019	2019	
			Total Activity	Total Activity	Original Budget	Total Budget (Amended)	YTD Activity	Expected Annual	City Manager Proposed	City Commission Adopted
<b>Budget Detail</b>										
<b>Budget Code</b>	<b>Description</b>	<b>Units</b>	<b>Price</b>	<b>Amount</b>						
City Commission	TML Qtrly, Comm. In School events, etc..	1.00	1,000.00	1,000.00						
<a href="#">001-5-1000-31700</a>	Memberships & Dues		11,209.00	11,281.00	12,465.00	9,065.00	8,178.33	12,465.00	12,465.00	12,465.00
<b>Budget Detail</b>										
<b>Budget Code</b>	<b>Description</b>	<b>Units</b>	<b>Price</b>	<b>Amount</b>						
City Commission	Chamber of Commerce	0.00	0.00	119.00						
City Commission	Coastal Bend Council of Govt (COG)	0.00	0.00	2,621.00						
City Commission	ICSC	0.00	0.00	50.00						
City Commission	National League of Cities	0.00	0.00	2,111.00						
City Commission	TML	0.00	0.00	3,365.00						
City Commission	TX Mayor of Military Communities	0.00	0.00	3,165.00						
City Commission	Various Other Memberships	0.00	0.00	1,034.00						
<b>Category: 30 - Services Total:</b>			<b>33,419.44</b>	<b>55,497.25</b>	<b>70,992.00</b>	<b>72,992.00</b>	<b>62,361.93</b>	<b>70,387.64</b>	<b>77,078.00</b>	<b>77,078.00</b>
<b>Division: 1000 - City Commission Total:</b>			<b>109,063.12</b>	<b>131,650.23</b>	<b>156,091.00</b>	<b>158,091.00</b>	<b>130,220.70</b>	<b>141,938.42</b>	<b>143,591.00</b>	<b>143,591.00</b>
<b>AcctType: 5 - Expense Total:</b>			<b>109,063.12</b>	<b>131,650.23</b>	<b>156,091.00</b>	<b>158,091.00</b>	<b>130,220.70</b>	<b>141,938.42</b>	<b>143,591.00</b>	<b>143,591.00</b>
<b>Department : 100 - City Commission Total:</b>			<b>109,063.12</b>	<b>131,650.23</b>	<b>156,091.00</b>	<b>158,091.00</b>	<b>130,220.70</b>	<b>141,938.42</b>	<b>143,591.00</b>	<b>143,591.00</b>

# CITY MANAGER



## DESCRIPTION




The City Manager Department is comprised of a City Manager and a City Secretary. The City Manager is the City’s Chief Executive Officer who oversees the city’s budget and ensures that all funds and resources are allocated fully and responsibly. The City Manager will also create goals and objectives annually in order to establish an effective and productive operation. The City Secretary works in direct support of the City Manager while also serving as the Chief Election Official for the City of Kingsville. The City Secretary is responsible for the administration of all city elections and the care and maintenance of all City of Kingsville records.

## DEPARTMENT ACCOMPLISHMENTS

For Fiscal Year 17-18

1. Year two completion of restoration & preservation of City Commission minutes.
2. City Manager appointed to Texas Municipal Retirement System Board.
3. Re-started Monthly Performance and Staff Report.

## GOALS & OBJECTIVES

Department Goals	City Commission Vision
<b>Goal:</b> To provide the City Commission and the citizens of the City of Kingsville a balanced budget for Fiscal Year 2019.	 Superior City Services
<b>Goal:</b> To continue improving the delivery of effective and efficient services by building upon our success to become even more responsive, innovative and proactive in meeting the needs of our entire community.	 Superior City Services
<b>Goal:</b> Hold a venue tax election in May 2019.	 Superior City Services

FY 18-19 BUDGET HIGHLIGHTS

Division	Change	Personnel	Operations	Capital Outlay	Total Changes
FY 17-18 Original Budget	\$280,061	\$240,514	\$39,547	\$0	\$280,061
FY 18-19 Adopted Budget	\$291,220	\$262,418	\$28,802	\$0	\$291,220
1010 - City Manager	\$11,159	\$21,904	(\$10,745)	\$0	\$11,159

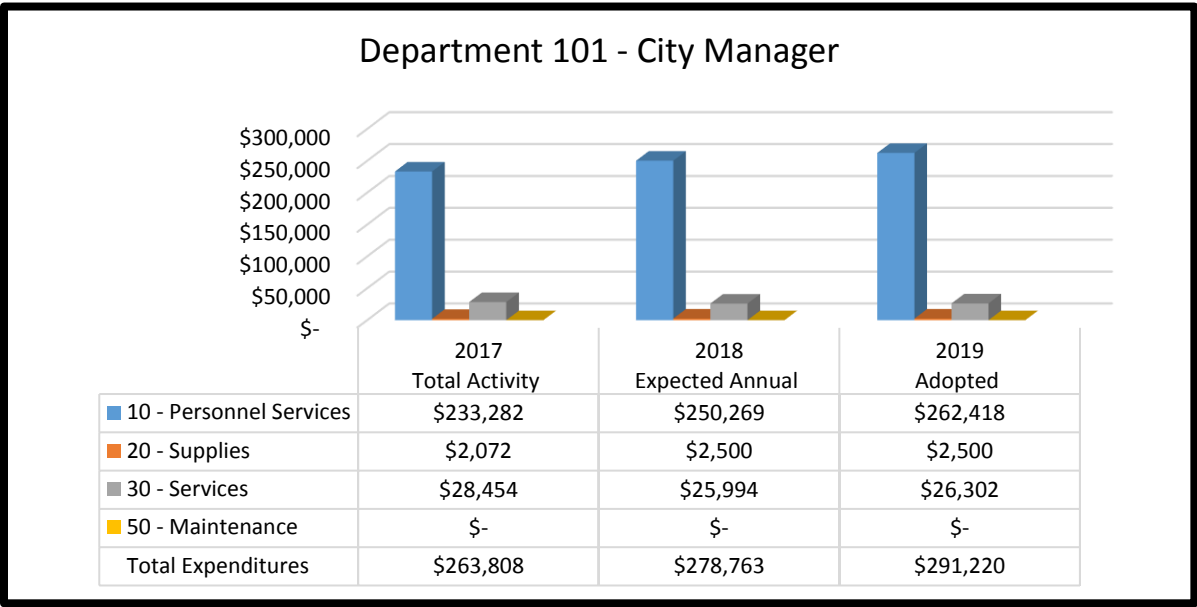
Change Description

Personnel

- 2% COLA Adjustment - \$3,929
- Anniversary Increases - \$3,575
- Decrease in TMRS rate
- Decrease in Workers Comp Experience Modifier rate
- Increase in position salary
- Change in health insurance election coverage

Operations

- **Overall Services Category:**
- Increase in communications
- Decrease in professional services and catering



General Funds

For Fiscal: 10/2017-09/2018 Period Ending: 09/30/2018

		2016	2017	2018	2018	2018	Defined Budgets		2019	2019
		Total Activity	Total Activity	Original Budget	Total Budget (Amended)	YTD Activity	2018 Expected Annual	City Manager Proposed	City Commission Adopted	
<b>Department : 101 - City Manager</b> <b>AcctType: 5 - Expense</b> <b>Division: 1010 - City Manager</b> <b>Category: 10 - Personnel Services</b>										
<a href="#">001-5-1010-11100</a>	Salaries & Wages	168,499.68	184,357.92	188,524.00	190,122.00	182,808.81	190,122.00	200,383.00	200,383.00	
<a href="#">001-5-1010-11400</a>	Retirement - TMRS	16,473.52	17,387.93	18,348.00	17,693.05	16,661.43	17,325.00	18,265.00	18,265.00	
<a href="#">001-5-1010-11500</a>	FICA	12,584.83	14,217.06	14,729.00	15,321.60	14,189.58	14,751.00	15,789.00	15,789.00	
<a href="#">001-5-1010-11600</a>	Group Health Insurance	19,282.00	12,740.60	13,738.00	21,542.00	21,541.20	21,542.00	20,937.00	20,937.00	
<a href="#">001-5-1010-11700</a>	Workers' Compensation	342.18	498.73	508.00	508.00	241.64	252.25	378.00	378.00	
<a href="#">001-5-1010-11800</a>	Unemployment Compensation	351.00	18.00	450.00	450.00	324.54	368.10	450.00	450.00	
<a href="#">001-5-1010-12000</a>	Car Allowance	8,289.28	3,846.25	4,001.00	5,692.35	5,461.58	5,692.35	6,000.00	6,000.00	
<a href="#">001-5-1010-12300</a>	Life Insurance	187.00	216.00	216.00	216.00	216.00	216.00	216.00	216.00	
<b>Category: 10 - Personnel Services Total:</b>		<b>226,009.49</b>	<b>233,282.49</b>	<b>240,514.00</b>	<b>251,545.00</b>	<b>241,444.78</b>	<b>250,268.70</b>	<b>262,418.00</b>	<b>262,418.00</b>	
<b>Category: 20 - Supplies</b>										
<a href="#">001-5-1010-21100</a>	Supplies	1,623.45	1,914.69	2,000.00	2,000.00	1,410.00	2,000.00	2,000.00	2,000.00	
<b>Budget Detail</b>										
<b>Budget Code</b>	<b>Description</b>	<b>Units</b>	<b>Price</b>	<b>Amount</b>						
City Commission	Office Supplies	0.00	0.00	2,000.00						
<a href="#">001-5-1010-21700</a>	Minor Eq/Furniture	4,349.95	156.99	500.00	500.00	231.39	500.00	500.00	500.00	
<b>Budget Detail</b>										
<b>Budget Code</b>	<b>Description</b>	<b>Units</b>	<b>Price</b>	<b>Amount</b>						
City Commission	Minor Office Equipment	0.00	0.00	500.00						
<a href="#">001-5-1010-22600</a>	Computers & Associated Equip	0.00	0.00	0.00	0.00	0.00	0.00	0.00	0.00	
<b>Category: 20 - Supplies Total:</b>		<b>5,973.40</b>	<b>2,071.68</b>	<b>2,500.00</b>	<b>2,500.00</b>	<b>1,641.39</b>	<b>2,500.00</b>	<b>2,500.00</b>	<b>2,500.00</b>	
<b>Category: 30 - Services</b>										
<a href="#">001-5-1010-31100</a>	Communications	2,478.34	2,770.46	2,020.00	3,339.00	2,989.60	2,989.00	2,748.00	2,748.00	
<b>Budget Detail</b>										
<b>Budget Code</b>	<b>Description</b>	<b>Units</b>	<b>Price</b>	<b>Amount</b>						
City Commission	(1) iPad w/ service-CM	12.00	55.00	660.00						
City Commission	(1) MiFi devices (\$40/mo)-CS	12.00	40.00	480.00						
City Commission	(2) Smartphones (\$67/mo)-CM/CS	12.00	134.00	1,608.00						
<a href="#">001-5-1010-31400</a>	Professional Services	7,597.33	800.50	15,000.00	1,450.00	230.22	3,000.00	3,549.00	3,549.00	

General Funds

For Fiscal: 10/2017-09/2018 Period Ending: 09/30/2018

					Defined Budgets							
					2018	2018	2019	2019				
					Total Activity	Total Activity	Original Budget	Total Budget (Amended)	YTD Activity	Expected Annual	City Manager Proposed	City Commission Adopted
<b>Budget Detail</b>												
<b>Budget Code</b>	<b>Description</b>	<b>Units</b>	<b>Price</b>	<b>Amount</b>								
City Commission	Bond Renewal	0.00	0.00	100.00								
City Commission	Various services required	0.00	0.00	3,449.00								
<a href="#">001-5-1010-31500</a>	Printing & Publishing		222.50	1,259.20	1,000.00	1,000.00		225.00	1,000.00	1,000.00	1,000.00	1,000.00
<b>Budget Detail</b>												
<b>Budget Code</b>	<b>Description</b>	<b>Units</b>	<b>Price</b>	<b>Amount</b>								
City Commission	Business Cards	0.00	0.00	250.00								
City Commission	Copy Overages	0.00	0.00	150.00								
City Commission	Leadership Team Books	0.00	0.00	600.00								
<a href="#">001-5-1010-31600</a>	Training & Travel		18,748.60	20,961.28	0.00	0.00		-75.00	0.00	0.00	0.00	0.00
<a href="#">001-5-1010-31606</a>	CM-Training & Travel		0.00	0.00	8,300.00	9,500.00		9,363.35	8,300.00	8,300.00	8,300.00	8,300.00
<b>Budget Detail</b>												
<b>Budget Code</b>	<b>Description</b>	<b>Units</b>	<b>Price</b>	<b>Amount</b>								
City Commission	Board meetings, TML Regional meetings	0.00	0.00	628.00								
City Commission	ICMA	0.00	0.00	2,333.00								
City Commission	ICSC	0.00	0.00	2,206.00								
City Commission	TCMA	0.00	0.00	1,538.00								
City Commission	TML	0.00	0.00	1,595.00								
<a href="#">001-5-1010-31607</a>	CS-Training & Travel		0.00	0.00	7,700.00	7,700.00		6,729.18	7,700.00	7,700.00	7,700.00	7,700.00
<b>Budget Detail</b>												
<b>Budget Code</b>	<b>Description</b>	<b>Units</b>	<b>Price</b>	<b>Amount</b>								
City Commission	Certification Training	0.00	0.00	800.00								
City Commission	Chapter Meeting	0.00	0.00	50.00								
City Commission	Election Law	0.00	0.00	4,100.00								
City Commission	STWLG	0.00	0.00	400.00								
City Commission	TMCA	0.00	0.00	950.00								
City Commission	TML	0.00	0.00	1,400.00								
<a href="#">001-5-1010-31700</a>	Memberships & Dues		2,045.00	2,315.00	2,305.00	2,305.00		1,948.00	2,305.00	2,305.00	2,305.00	2,305.00
<b>Budget Detail</b>												
<b>Budget Code</b>	<b>Description</b>	<b>Units</b>	<b>Price</b>	<b>Amount</b>								
City Commission	Annual Membership	0.00	0.00	90.00								
City Commission	Coastal Bend Chapter TMCA	0.00	0.00	20.00								
City Commission	ICMA	0.00	0.00	420.00								
City Commission	ICSC	0.00	0.00	1,060.00								
City Commission	Intl Institute of Municipal Clerks	0.00	0.00	200.00								
City Commission	Local Govt Hispanic Network (LGHN)	0.00	0.00	100.00								

General Funds

For Fiscal: 10/2017-09/2018 Period Ending: 09/30/2018

		2016		2017		2018		2018		Defined Budgets	
		Total Activity	Total Activity	Original Budget	Total Budget (Amended)	YTD Activity	2018 Expected Annual	2019 City Manager Proposed	2019 City Commission Adopted		
City Commission	STWLG	0.00	0.00	40.00							
City Commission	TCMA	0.00	0.00	375.00							
<a href="#">001-5-1010-31900</a>	Catering		0.00	0.00	22.00	22.00	0.00	0.00	0.00	0.00	0.00
<a href="#">001-5-1010-33100</a>	Subscriptions		197.50	347.50	700.00	700.00	572.50	700.00	700.00	700.00	700.00
<b>Budget Detail</b>											
<b>Budget Code</b>	<b>Description</b>	<b>Units</b>	<b>Price</b>	<b>Amount</b>							
City Commission	Election Law Manual	0.00	0.00	117.50							
City Commission	Kingsville Record	0.00	0.00	59.00							
City Commission	Miscellaneous Subscriptions	0.00	0.00	352.50							
City Commission	Public Management Magazine	0.00	0.00	46.00							
City Commission	Texas State Directory	0.00	0.00	125.00							
<b>Category: 30 - Services Total:</b>		<b>31,289.27</b>	<b>28,453.94</b>	<b>37,047.00</b>	<b>26,016.00</b>	<b>21,982.85</b>	<b>25,994.00</b>	<b>26,302.00</b>	<b>26,302.00</b>		
<b>Category: 50 - Maintenance</b>											
<a href="#">001-5-1010-51100</a>	Building Maintenance		0.00	0.00	0.00	0.00	0.00	0.00	0.00	0.00	0.00
<b>Category: 50 - Maintenance Total:</b>		<b>0.00</b>	<b>0.00</b>	<b>0.00</b>	<b>0.00</b>	<b>0.00</b>	<b>0.00</b>	<b>0.00</b>	<b>0.00</b>	<b>0.00</b>	<b>0.00</b>
<b>Division: 1010 - City Manager Total:</b>		<b>263,272.16</b>	<b>263,808.11</b>	<b>280,061.00</b>	<b>280,061.00</b>	<b>265,069.02</b>	<b>278,762.70</b>	<b>291,220.00</b>	<b>291,220.00</b>		
<b>AcctType: 5 - Expense Total:</b>		<b>263,272.16</b>	<b>263,808.11</b>	<b>280,061.00</b>	<b>280,061.00</b>	<b>265,069.02</b>	<b>278,762.70</b>	<b>291,220.00</b>	<b>291,220.00</b>		
<b>Department : 101 - City Manager Total:</b>		<b>263,272.16</b>	<b>263,808.11</b>	<b>280,061.00</b>	<b>280,061.00</b>	<b>265,069.02</b>	<b>278,762.70</b>	<b>291,220.00</b>	<b>291,220.00</b>		

# FACILITIES MAINTENANCE – GF

---



Facilities Maintenance – GF – Division 1020 is now Division 1805.  
This division has been moved under the Finance Department.

General Funds

For Fiscal: 10/2017-09/2018 Period Ending: 09/30/2018

		2016	2017	2018	2018	Defined Budgets		2019	2019
		Total Activity	Total Activity	Original Budget	Total Budget (Amended)	2018 YTD Activity	2018 Expected Annual	City Manager Proposed	City Commission Adopted
Department : 102 - Facilities Maintenance-GF AcctType: 5 - Expense Division: 1020 - Facilities Maintenance Category: 10 - Personnel Services									
<a href="#">001-5-1020-11100</a>	Salaries & Wages	9,092.00	40,871.73	51,433.00	51,433.00	45,705.54	48,015.00	0.00	0.00
<b>Budget Notes</b>									
<b>Budget Code</b>	<b>Subject</b>	<b>Description</b>							
City Commission	Moved to Division 1805	Now under Finance Department							
<a href="#">001-5-1020-11200</a>	Overtime	0.00	4.52	0.00	0.00	0.00	0.00	0.00	0.00
<a href="#">001-5-1020-11400</a>	Retirement - TMRS	0.00	1,826.65	4,902.00	4,902.00	2,101.30	2,268.51	0.00	0.00
<a href="#">001-5-1020-11500</a>	FICA	695.57	3,127.77	3,935.00	3,935.00	3,497.22	3,731.55	0.00	0.00
<a href="#">001-5-1020-11600</a>	Group Health Insurance	0.00	6,963.00	486.00	486.00	0.00	486.00	0.00	0.00
<a href="#">001-5-1020-11700</a>	Workers' Compensation	255.41	972.02	1,204.00	1,204.00	736.95	766.16	0.00	0.00
<a href="#">001-5-1020-11800</a>	Unemployment Compensation	163.46	73.17	675.00	675.00	260.22	201.00	0.00	0.00
<a href="#">001-5-1020-12000</a>	Car Allowance	0.00	0.00	0.00	0.00	0.00	0.00	0.00	0.00
<a href="#">001-5-1020-12300</a>	Life Insurance	0.00	39.69	54.00	54.00	53.73	53.73	0.00	0.00
<b>Category: 10 - Personnel Services Total:</b>		<b>10,206.44</b>	<b>53,878.55</b>	<b>62,689.00</b>	<b>62,689.00</b>	<b>52,354.96</b>	<b>55,521.95</b>	<b>0.00</b>	<b>0.00</b>
<b>Category: 20 - Supplies</b>									
<a href="#">001-5-1020-21100</a>	Supplies	623.03	10,577.78	600.00	5,750.00	5,657.65	5,750.00	0.00	0.00
<a href="#">001-5-1020-21195</a>	Janitorial Supplies	0.00	0.00	10,000.00	8,687.56	7,836.41	9,176.93	0.00	0.00
<a href="#">001-5-1020-21500</a>	Motor Gas & Oil	0.00	11.12	0.00	500.00	404.90	500.00	0.00	0.00
<a href="#">001-5-1020-21700</a>	Minor Eq/Furniture	94.67	6,718.46	5,500.00	5,500.00	3,971.97	5,300.00	0.00	0.00
<b>Category: 20 - Supplies Total:</b>		<b>717.70</b>	<b>17,307.36</b>	<b>16,100.00</b>	<b>20,437.56</b>	<b>17,870.93</b>	<b>20,726.93</b>	<b>0.00</b>	<b>0.00</b>
<b>Category: 30 - Services</b>									
<a href="#">001-5-1020-31100</a>	Communications	32,120.49	0.00	0.00	0.00	161.40	0.00	0.00	0.00
<a href="#">001-5-1020-31102</a>	Communications - Municipal Buil...	11,175.04	28,821.29	35,000.00	35,000.00	32,116.70	35,000.00	0.00	0.00
<a href="#">001-5-1020-31103</a>	Communications - City Hall Comp..	6,737.94	33,056.17	35,000.00	37,000.00	36,645.77	35,000.00	0.00	0.00
<a href="#">001-5-1020-31104</a>	Communications - Cottage Buildi...	0.00	0.00	30,000.00	38.64	0.00	38.64	0.00	0.00
<a href="#">001-5-1020-31400</a>	Professional Services	224.00	4,717.95	7,700.00	7,700.00	4,355.89	7,700.00	0.00	0.00
<a href="#">001-5-1020-31500</a>	Printing & Publishing	0.00	87.50	0.00	0.00	0.00	0.00	0.00	0.00
<a href="#">001-5-1020-31600</a>	Training & Travel	0.00	79.59	0.00	0.00	0.00	0.00	0.00	0.00
<a href="#">001-5-1020-31800</a>	Equipment Rent	0.00	0.00	200.00	200.00	0.00	200.00	0.00	0.00
<a href="#">001-5-1020-31900</a>	Catering	0.00	0.00	66.00	66.00	0.00	66.00	0.00	0.00



General Funds

For Fiscal: 10/2017-09/2018 Period Ending: 09/30/2018

		Defined Budgets							
		2016	2017	2018	2018	2018	2018	2019	2019
		Total Activity	Total Activity	Original Budget	Total Budget (Amended)	YTD Activity	Expected Annual	City Manager Proposed	City Commission Adopted
<a href="#">001-5-1020-32300</a>	Utilities	30,317.30	0.00	0.00	0.00	0.00	0.00	0.00	0.00
<a href="#">001-5-1020-32302</a>	Utilities - Municipal Building	16,720.63	46,323.73	40,000.00	36,000.00	32,272.69	36,000.00	0.00	0.00
<a href="#">001-5-1020-32303</a>	Utilities - City Hall Complex	16,614.85	48,471.12	33,967.00	39,967.00	36,867.24	47,967.00	0.00	0.00
<a href="#">001-5-1020-32304</a>	Utilities - Cottage Building	0.00	379.76	27,500.00	14,166.00	994.18	1,200.00	0.00	0.00
<a href="#">001-5-1020-32400</a>	Laundry	54.84	1,251.38	0.00	1,000.00	948.00	1,000.00	0.00	0.00
<b>Category: 30 - Services Total:</b>		<b>113,965.09</b>	<b>163,188.49</b>	<b>209,433.00</b>	<b>171,137.64</b>	<b>144,361.87</b>	<b>164,171.64</b>	<b>0.00</b>	<b>0.00</b>
<b>Category: 40 - Repairs</b>									
<a href="#">001-5-1020-41400</a>	Equipment Maintenance	0.00	0.00	0.00	434.00	545.65	434.00	0.00	0.00
<b>Category: 40 - Repairs Total:</b>		<b>0.00</b>	<b>0.00</b>	<b>0.00</b>	<b>434.00</b>	<b>545.65</b>	<b>434.00</b>	<b>0.00</b>	<b>0.00</b>
<b>Category: 50 - Maintenance</b>									
<a href="#">001-5-1020-51100</a>	Building Maintenance	18,048.23	58,275.65	63,334.00	70,484.00	69,268.72	63,334.00	0.00	0.00
<a href="#">001-5-1020-51102</a>	Building Maintenance - Municipal..	7,977.90	5,804.51	15,600.00	15,600.00	15,351.18	15,600.00	0.00	0.00
<a href="#">001-5-1020-51103</a>	Building Maintenance - City Hall ...	3,433.46	8,898.84	17,450.00	16,912.44	17,411.44	16,750.00	0.00	0.00
<a href="#">001-5-1020-59100</a>	Grounds & Perm Fixtures	0.00	2,212.50	0.00	700.00	676.00	700.00	0.00	0.00
<b>Category: 50 - Maintenance Total:</b>		<b>29,459.59</b>	<b>75,191.50</b>	<b>96,384.00</b>	<b>103,696.44</b>	<b>102,707.34</b>	<b>96,384.00</b>	<b>0.00</b>	<b>0.00</b>
<b>Category: 60 - Leases</b>									
<a href="#">001-5-1020-64100</a>	Operating Lease	1,521.13	0.00	0.00	0.00	0.00	0.00	0.00	0.00
<b>Category: 60 - Leases Total:</b>		<b>1,521.13</b>	<b>0.00</b>	<b>0.00</b>	<b>0.00</b>	<b>0.00</b>	<b>0.00</b>	<b>0.00</b>	<b>0.00</b>
<b>Category: 70 - Capital Outlay</b>									
<a href="#">001-5-1020-71200</a>	Machinery/Equipment	0.00	5,600.00	11,560.00	37,771.36	37,261.36	37,261.36	0.00	0.00
<b>Category: 70 - Capital Outlay Total:</b>		<b>0.00</b>	<b>5,600.00</b>	<b>11,560.00</b>	<b>37,771.36</b>	<b>37,261.36</b>	<b>37,261.36</b>	<b>0.00</b>	<b>0.00</b>
<b>Division: 1020 - Facilities Maintenance Total:</b>		<b>155,869.95</b>	<b>315,165.90</b>	<b>396,166.00</b>	<b>396,166.00</b>	<b>355,102.11</b>	<b>374,499.88</b>	<b>0.00</b>	<b>0.00</b>
<b>AcctType: 5 - Expense Total:</b>		<b>155,869.95</b>	<b>315,165.90</b>	<b>396,166.00</b>	<b>396,166.00</b>	<b>355,102.11</b>	<b>374,499.88</b>	<b>0.00</b>	<b>0.00</b>
<b>Department : 102 - Facilities Maintenance-GF Total:</b>		<b>155,869.95</b>	<b>315,165.90</b>	<b>396,166.00</b>	<b>396,166.00</b>	<b>355,102.11</b>	<b>374,499.88</b>	<b>0.00</b>	<b>0.00</b>

# CITY SPECIAL – GENERAL FUND

This division is used to account for those expenditures that are not tied to specific departments. Expenditures appropriated here serve the organization city wide.

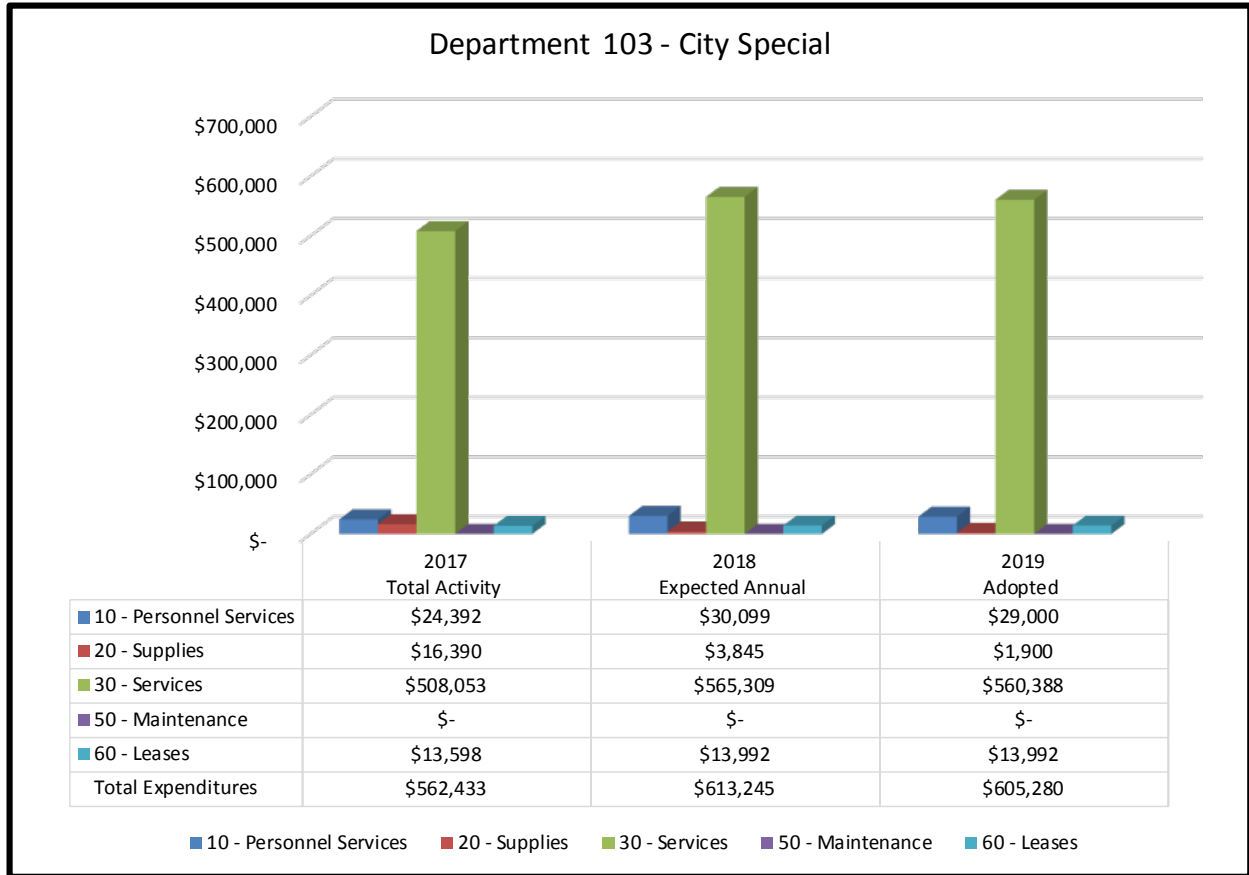
## FY 18-19 BUDGET HIGHLIGHTS

Division	Change	Personnel	Operations	Capital Outlay	Total Changes
FY 17-18 Original Budget	\$637,699	\$29,000	\$608,699	\$0	\$637,699
FY 18-19 Adopted Budget	\$621,480	\$29,000	\$592,480	\$0	\$621,480
1030 - City Special	(\$16,219)	\$0	(\$16,219)	\$0	(\$16,219)

### Change Description

#### Operations

- **Overall Supplies Category:**
  - Approved supplemental request for one-time purchase of AV Equipment for the Community Room - \$16,200
- **Overall Services Category:**
  - Increase in professional services-Appraisal District, printing & publishing, utilities for La Posada, subscriptions, and property insurance
  - Decrease in professional services-NAS, memberships & dues, equipment rent, utilities, and election
  - Removed prior year supplemental for one-time expenditure for election - \$29,000



General Funds

For Fiscal: 10/2017-09/2018 Period Ending: 09/30/2018

		2016	2017	2018	2018	2018	Defined Budgets		2019	2019
		Total Activity	Total Activity	Original Budget	Total Budget (Amended)	YTD Activity	2018 Expected Annual	2019 City Manager Proposed	2019 City Commission Adopted	
<b>Department : 103 - City Special</b> <b>AcctType: 5 - Expense</b> <b>Division: 1030 - City Special</b> <b>Category: 10 - Personnel Services</b>										
<a href="#">001-5-1030-11100</a>	Salaries & Wages	77,016.48	0.00	0.00	0.00	0.00	0.00	0.00	0.00	0.00
<a href="#">001-5-1030-11130</a>	Salaries - Election	0.00	0.00	0.00	216.58	216.58	216.58	0.00	0.00	0.00
<a href="#">001-5-1030-11230</a>	Overtime-Election	0.00	0.00	0.00	712.25	712.22	712.25	0.00	0.00	0.00
<a href="#">001-5-1030-11400</a>	Retirement-TMRS	7,256.07	0.00	0.00	82.62	81.65	82.62	0.00	0.00	0.00
<a href="#">001-5-1030-11500</a>	FICA	5,737.35	0.00	0.00	68.75	67.87	68.75	0.00	0.00	0.00
<a href="#">001-5-1030-11600</a>	Group Health Insurance	12,954.00	0.00	0.00	0.00	0.00	0.00	0.00	0.00	0.00
<a href="#">001-5-1030-11601</a>	Group Health Ins-Retirees	26,164.65	24,391.67	29,000.00	29,000.00	22,871.65	29,000.00	29,000.00	29,000.00	29,000.00
<a href="#">001-5-1030-11700</a>	Workers' Compensation	161.35	0.00	0.00	0.00	0.00	0.00	0.00	0.00	0.00
<a href="#">001-5-1030-11701</a>	Workers' Comp-Election	0.00	0.00	0.00	0.00	0.00	0.00	0.00	0.00	0.00
<a href="#">001-5-1030-11800</a>	Unemployment Compensation	171.66	0.00	0.00	22.00	18.79	19.00	0.00	0.00	0.00
<a href="#">001-5-1030-12300</a>	Life Insurance	102.00	0.00	0.00	0.00	0.00	0.00	0.00	0.00	0.00
<a href="#">001-5-1030-13000</a>	Personnel Contingency	0.00	0.00	0.00	0.00	0.00	0.00	0.00	0.00	0.00
<a href="#">001-5-1030-19100</a>	Additional Insurance Contribution	117,635.00	0.00	0.00	0.00	0.00	0.00	0.00	0.00	0.00
<a href="#">001-5-1030-19900</a>	EDC-1/2 Salaries/Benefits	-40,344.00	0.00	0.00	0.00	0.00	0.00	0.00	0.00	0.00
<b>Category: 10 - Personnel Services Total:</b>		<b>206,854.56</b>	<b>24,391.67</b>	<b>29,000.00</b>	<b>30,102.20</b>	<b>23,968.76</b>	<b>30,099.20</b>	<b>29,000.00</b>	<b>29,000.00</b>	<b>29,000.00</b>
<b>Category: 20 - Supplies</b>										
<a href="#">001-5-1030-21100</a>	Supplies	5,717.94	4,794.73	1,000.00	2,669.99	2,613.62	2,634.00	1,000.00	1,000.00	1,000.00
<b>Budget Detail</b>										
<b>Budget Code</b>	<b>Description</b>	<b>Units</b>	<b>Price</b>	<b>Amount</b>						
City Commission	Core budget	0.00	0.00	1,000.00						
<a href="#">001-5-1030-21150</a>	Supplies-Open Records Document	973.61	853.36	900.00	1,016.00	1,015.61	900.00	900.00	900.00	900.00
<b>Budget Detail</b>										
<b>Budget Code</b>	<b>Description</b>	<b>Units</b>	<b>Price</b>	<b>Amount</b>						
City Commission	Core budget	0.00	0.00	900.00						
<a href="#">001-5-1030-21155</a>	Supplies-ParadeFloat	0.00	0.00	0.00	0.00	0.00	0.00	0.00	0.00	0.00
<a href="#">001-5-1030-21700</a>	Minor Eq/Furniture	7,521.39	10,742.33	0.00	311.20	311.20	311.20	0.00	0.00	0.00
<b>Category: 20 - Supplies Total:</b>		<b>14,212.94</b>	<b>16,390.42</b>	<b>1,900.00</b>	<b>3,997.19</b>	<b>3,940.43</b>	<b>3,845.20</b>	<b>1,900.00</b>	<b>1,900.00</b>	<b>1,900.00</b>

General Funds

For Fiscal: 10/2017-09/2018 Period Ending: 09/30/2018

		2016	2017	2018	2018	2018	Defined Budgets		2019	2019
		Total Activity	Total Activity	Original Budget	Total Budget (Amended)	YTD Activity	2018 Expected Annual	2019 City Manager Proposed	2019 City Commission Adopted	
<b>Category: 30 - Services</b>										
<a href="#">001-5-1030-31300</a>	Postage & Freight	37,050.23	33,527.50	28,000.00	30,000.00	29,976.43	28,000.00	28,000.00	28,000.00	
<b>Budget Detail</b>										
<b>Budget Code</b>	<b>Description</b>	<b>Units</b>	<b>Price</b>	<b>Amount</b>						
City Commission	Neopost postage machine for city mail	0.00	0.00	28,000.00						
<a href="#">001-5-1030-31400</a>	Professional Services	10,012.20	15,797.00	150.00	650.00	641.03	19,595.89	150.00	150.00	
<b>Budget Detail</b>										
<b>Budget Code</b>	<b>Description</b>	<b>Units</b>	<b>Price</b>	<b>Amount</b>						
City Commission	Core budget	0.00	0.00	150.00						
<a href="#">001-5-1030-31401</a>	PrfSrv-Appraisal Dst	135,297.84	141,863.43	169,643.00	162,722.00	152,577.03	169,643.00	167,791.00	167,791.00	
<b>Budget Detail</b>										
<b>Budget Code</b>	<b>Description</b>	<b>Units</b>	<b>Price</b>	<b>Amount</b>						
City Commission	Proposed Preliminary Budget Proration-Ltr 6/1	0.00	0.00	167,791.00						
<a href="#">001-5-1030-31407</a>	PrfSrv-GASB Implementation	0.00	0.00	0.00	0.00	0.00	0.00	0.00	0.00	
<a href="#">001-5-1030-31418</a>	PrfSrv-Financial Consulting	0.00	0.00	0.00	0.00	0.00	0.00	0.00	0.00	
<a href="#">001-5-1030-31419</a>	Prf Srv - Annual Picnic	0.00	0.00	0.00	0.00	0.00	0.00	0.00	0.00	
<a href="#">001-5-1030-31420</a>	PrfSrv-Bandstand Utilities	873.79	0.00	0.00	0.00	0.00	0.00	0.00	0.00	
<a href="#">001-5-1030-31421</a>	Prof Serv -CallCntr Lease	35,499.96	0.00	0.00	0.00	0.00	0.00	0.00	0.00	
<a href="#">001-5-1030-31422</a>	PrfSrv-CallCntr Utilities	0.00	0.00	0.00	0.00	0.00	0.00	0.00	0.00	
<a href="#">001-5-1030-31427</a>	Prf Srv-Actuarial Services	0.00	0.00	0.00	0.00	0.00	0.00	0.00	0.00	
<a href="#">001-5-1030-31431</a>	ProfServ-NASK Air Show	500.00	0.00	500.00	1,500.00	1,500.00	1,500.00	0.00	0.00	
<a href="#">001-5-1030-31433</a>	Prof Srvcs-TAMUK Stadium Renov	25,000.00	0.00	0.00	0.00	0.00	0.00	0.00	0.00	
<a href="#">001-5-1030-31441</a>	Special Events & Festivals	0.00	0.00	0.00	5,298.00	0.00	0.00	0.00	0.00	
<a href="#">001-5-1030-31442</a>	Prof Srv-HALO Flight	10,000.00	10,000.00	10,000.00	10,000.00	10,000.00	10,000.00	10,000.00	10,000.00	
<b>Budget Detail</b>										
<b>Budget Code</b>	<b>Description</b>	<b>Units</b>	<b>Price</b>	<b>Amount</b>						
City Commission	Annual Contribution	0.00	0.00	10,000.00						
<a href="#">001-5-1030-31455</a>	PrfSrv-Gr Kvl Economic Dev	0.00	0.00	0.00	0.00	0.00	0.00	0.00	0.00	
<a href="#">001-5-1030-31462</a>	Prof Srv-Kleberg Co. Veterans Se...	0.00	0.00	0.00	0.00	0.00	0.00	0.00	0.00	
<a href="#">001-5-1030-31463</a>	Prof Srv-Kleberg Co. Airport	8,333.50	0.00	0.00	0.00	0.00	0.00	0.00	0.00	
<a href="#">001-5-1030-31464</a>	Prof Srv-Tx DOT Agreement	13,345.98	13,345.98	13,346.00	13,346.00	13,345.98	13,346.00	13,346.00	13,346.00	

General Funds

For Fiscal: 10/2017-09/2018 Period Ending: 09/30/2018

		2016	2017	2018	2018	Defined Budgets			
		Total Activity	Total Activity	Original Budget	Total Budget (Amended)	2018 YTD Activity	2018 Expected Annual	2019 City Manager Proposed	2019 City Commission Adopted
<b>Budget Notes</b>									
<b>Budget Code</b>	<b>Subject</b>	<b>Description</b>							
City Commission	ROW Agmt Terms	5th Payment - 10/31/19 - \$13,345.78 6th Payment - 10/31/20 - \$13,346.00							
<b>Budget Detail</b>									
<b>Budget Code</b>	<b>Description</b>	<b>Units</b>	<b>Price</b>	<b>Amount</b>					
City Commission	ROW Agmt - 4 of 6 pymts	0.00	0.00	13,346.00					
<a href="#">001-5-1030-31470</a>	Prof Svcs - Audit Services		9,000.00	0.00	0.00	0.00	0.00	0.00	0.00
<a href="#">001-5-1030-31500</a>	Printing & Publishing		4,199.72	8,065.99	7,462.00	9,187.00	8,786.95	6,897.00	8,462.00
<b>Budget Detail</b>									
<b>Budget Code</b>	<b>Description</b>	<b>Units</b>	<b>Price</b>	<b>Amount</b>					
City Commission	Copier-400 W King-1st Floor	0.00	0.00	3,700.00					
City Commission	Copier-400 W King-3rd Floor	0.00	0.00	4,762.00					
<a href="#">001-5-1030-31700</a>	Memberships & Dues		100.00	100.00	100.00	100.00	100.00	100.00	0.00
<a href="#">001-5-1030-31800</a>	Equipment Rent		7,001.56	4,464.98	3,600.00	3,600.00	3,009.96	3,600.00	2,500.00
<b>Budget Detail</b>									
<b>Budget Code</b>	<b>Description</b>	<b>Units</b>	<b>Price</b>	<b>Amount</b>					
City Commission	Pitney Bowes Postage Machine	0.00	0.00	2,500.00					
<a href="#">001-5-1030-31900</a>	Catering		2,787.60	4,907.45	6,000.00	5,067.81	2,333.47	4,000.00	6,000.00
<b>Budget Detail</b>									
<b>Budget Code</b>	<b>Description</b>	<b>Units</b>	<b>Price</b>	<b>Amount</b>					
City Commission	Meeting & Function Catering Supplies	0.00	0.00	6,000.00					
<a href="#">001-5-1030-32300</a>	Utilities		11,881.31	0.00	0.00	0.00	0.00	0.00	0.00
<a href="#">001-5-1030-32301</a>	Utilities-La Posada (Downtown)		512.69	0.00	0.00	565.00	377.08	565.00	1,200.00
<b>Budget Notes</b>									
<b>Budget Code</b>	<b>Subject</b>	<b>Description</b>							
City Commission	Electricity	110 W Kleberg Ave 200 N 6th St							
<b>Budget Detail</b>									
<b>Budget Code</b>	<b>Description</b>	<b>Units</b>	<b>Price</b>	<b>Amount</b>					
City Commission	Electricity - based on TCAP estimate	0.00	0.00	1,200.00					
<a href="#">001-5-1030-32600</a>	Election		18,606.60	229.96	39,000.00	30,267.80	20,925.71	20,925.71	10,000.00

General Funds

For Fiscal: 10/2017-09/2018 Period Ending: 09/30/2018

		2016	2017	2018	2018	2018	Defined Budgets		2019	2019
		Total Activity	Total Activity	Original Budget	Total Budget (Amended)	YTD Activity	2018 Expected Annual	2019 City Manager Proposed	2019 City Commission Adopted	
<b>Budget Notes</b>										
<b>Budget Code</b>	<b>Subject</b>	<b>Description</b>								
City Commission	Special Election	The amount listed is 50% of estimated cost. This has been split funded with Tourism Fund.								
<b>Budget Detail</b>										
<b>Budget Code</b>	<b>Description</b>	<b>Units</b>	<b>Price</b>	<b>Amount</b>						
City Commission	Core Election Budget	0.00	0.00	10,000.00						
<a href="#">001-5-1030-32700</a>	Attorney Fees & Court Costs		0.00	0.00	0.00	0.00	0.00	0.00	0.00	0.00
<a href="#">001-5-1030-32800</a>	Claims Paid Against City		0.00	2,119.03	10,000.00	4,525.00	-4,060.72	9,000.00	10,000.00	10,000.00
<a href="#">001-5-1030-32803</a>	Claims - City Special		4.77	0.00	0.00	0.00	0.00	0.00	0.00	0.00
<a href="#">001-5-1030-32805</a>	Claims - Risk Management		0.00	0.00	0.00	0.00	0.00	0.00	0.00	0.00
<a href="#">001-5-1030-32807</a>	Claims - Development Services		0.00	0.00	0.00	0.00	0.00	0.00	0.00	0.00
<a href="#">001-5-1030-32809</a>	Claims - Sanitation Collection		0.00	0.00	0.00	0.00	0.00	0.00	0.00	0.00
<a href="#">001-5-1030-32810</a>	Claims - Landfill		0.00	0.00	0.00	3,000.00	3,000.00	3,000.00	0.00	0.00
<a href="#">001-5-1030-32815</a>	Claims - Police Admin		1,676.00	0.00	0.00	0.00	0.00	0.00	0.00	0.00
<a href="#">001-5-1030-32816</a>	Claims - Police Patrol		-533.89	-1,101.35	0.00	1,000.00	-1,306.87	1,000.00	0.00	0.00
<a href="#">001-5-1030-32817</a>	Claims - Police Communications		0.00	-8,396.29	0.00	0.00	0.00	0.00	0.00	0.00
<a href="#">001-5-1030-32820</a>	Claims - Fire		0.00	0.00	0.00	0.00	0.00	0.00	0.00	0.00
<a href="#">001-5-1030-32824</a>	Claims - Street		0.00	0.00	0.00	0.00	0.00	0.00	0.00	0.00
<a href="#">001-5-1030-32827</a>	Claims - Water Construction		26.00	0.00	0.00	0.00	0.00	0.00	0.00	0.00
<a href="#">001-5-1030-32828</a>	Claims - Water Production		10,346.00	0.00	0.00	0.00	0.00	0.00	0.00	0.00
<a href="#">001-5-1030-32829</a>	Claims - Meter Readers		0.00	0.00	0.00	1,475.00	1,474.36	1,474.36	0.00	0.00
<a href="#">001-5-1030-32831</a>	Claims - WW North Plant		0.00	0.00	0.00	0.00	-3,330.40	-3,330.40	0.00	0.00
<a href="#">001-5-1030-32836</a>	Claims - Litter Abatement		0.00	1,862.55	0.00	0.00	0.00	0.00	0.00	0.00
<a href="#">001-5-1030-32838</a>	Claims - Task Force		0.00	0.00	0.00	0.00	0.00	0.00	0.00	0.00
<a href="#">001-5-1030-33100</a>	Subscriptions		0.00	1,028.14	606.00	1,024.00	1,023.44	768.00	1,536.00	1,536.00
<b>Budget Detail</b>										
<b>Budget Code</b>	<b>Description</b>	<b>Units</b>	<b>Price</b>	<b>Amount</b>						
City Commission	EGold Fax Services	12.00	128.00	1,536.00						
<a href="#">001-5-1030-33501</a>	Insurance-Property/Liability		213,696.44	231,070.94	235,000.00	241,094.00	241,093.64	240,319.00	267,003.00	267,003.00
<b>Budget Detail</b>										
<b>Budget Code</b>	<b>Description</b>	<b>Units</b>	<b>Price</b>	<b>Amount</b>						
City Commission	Property/Liability Insurance based on Co. Estin	0.00	0.00	267,003.00						

General Funds

For Fiscal: 10/2017-09/2018 Period Ending: 09/30/2018

					Defined Budgets				
					2018	2018	2019	2019	
					YTD Activity	Expected Annual	City Manager Proposed	City Commission Adopted	
		2016	2017	2018	2018				
		Total Activity	Total Activity	Original Budget	Total Budget (Amended)				
<a href="#">001-5-1030-34100</a>	Collection Exp-Tax Office	16,812.00	16,770.00	17,000.00	17,000.00	16,836.00	17,000.00	17,000.00	17,000.00
<b>Budget Detail</b>									
<b>Budget Code</b>	<b>Description</b>	<b>Units</b>	<b>Price</b>	<b>Amount</b>					
City Commission	Kleberg County Tax Collection Fee	0.00	0.00	17,000.00					
<a href="#">001-5-1030-34200</a>	CC Discount Fees	52,924.83	32,889.97	52,000.00	17,000.00	14,759.27	17,000.00	17,000.00	17,000.00
<a href="#">001-5-1030-34300</a>	Other Services	1,535.06	165.00	300.00	405.00	405.00	405.00	300.00	300.00
<a href="#">001-5-1030-37500</a>	Miscellaneous Bank Expenses	1,450.14	-657.13	100.00	600.00	496.56	500.00	100.00	100.00
<b>Category: 30 - Services Total:</b>		<b>627,940.33</b>	<b>508,053.15</b>	<b>592,807.00</b>	<b>559,426.61</b>	<b>513,963.92</b>	<b>565,308.56</b>	<b>560,388.00</b>	<b>560,388.00</b>
<b>Category: 50 - Maintenance</b>									
<a href="#">001-5-1030-51100</a>	Building Maintenance	504.00	0.00	0.00	0.00	0.00	0.00	0.00	0.00
<a href="#">001-5-1030-59100</a>	Grounds & Perm Fixtures	0.00	0.00	0.00	0.00	0.00	0.00	0.00	0.00
<b>Category: 50 - Maintenance Total:</b>		<b>504.00</b>	<b>0.00</b>	<b>0.00</b>	<b>0.00</b>	<b>0.00</b>	<b>0.00</b>	<b>0.00</b>	<b>0.00</b>
<b>Category: 60 - Leases</b>									
<a href="#">001-5-1030-64100</a>	Operating Lease	16,364.43	13,597.78	13,992.00	13,992.00	12,584.88	13,992.00	13,992.00	13,992.00
<b>Budget Detail</b>									
<b>Budget Code</b>	<b>Description</b>	<b>Units</b>	<b>Price</b>	<b>Amount</b>					
City Commission	400 W King - Copier - 1st Floor	0.00	0.00	3,096.00					
City Commission	400 W King - Copier - 3rd Floor	0.00	0.00	9,096.00					
City Commission	Taxes & Overages	0.00	0.00	1,000.00					
City Commission	Water Purification Maintenance Agmt	0.00	0.00	200.00					
City Commission	Water Purification System	0.00	0.00	600.00					
<b>Category: 60 - Leases Total:</b>		<b>16,364.43</b>	<b>13,597.78</b>	<b>13,992.00</b>	<b>13,992.00</b>	<b>12,584.88</b>	<b>13,992.00</b>	<b>13,992.00</b>	<b>13,992.00</b>
<b>Category: 95 - Prior Yr Adjustments</b>									
<a href="#">001-5-1030-95000</a>	Bad Debt	0.00	0.00	0.00	0.00	0.00	0.00	0.00	0.00
<b>Category: 95 - Prior Yr Adjustments Total:</b>		<b>0.00</b>	<b>0.00</b>	<b>0.00</b>	<b>0.00</b>	<b>0.00</b>	<b>0.00</b>	<b>0.00</b>	<b>0.00</b>
<b>Division: 1030 - City Special Total:</b>		<b>865,876.26</b>	<b>562,433.02</b>	<b>637,699.00</b>	<b>607,518.00</b>	<b>554,457.99</b>	<b>613,244.96</b>	<b>605,280.00</b>	<b>605,280.00</b>
<b>AcctType: 5 - Expense Total:</b>		<b>865,876.26</b>	<b>562,433.02</b>	<b>637,699.00</b>	<b>607,518.00</b>	<b>554,457.99</b>	<b>613,244.96</b>	<b>605,280.00</b>	<b>605,280.00</b>
<b>Department : 103 - City Special Total:</b>		<b>865,876.26</b>	<b>562,433.02</b>	<b>637,699.00</b>	<b>607,518.00</b>	<b>554,457.99</b>	<b>613,244.96</b>	<b>605,280.00</b>	<b>605,280.00</b>



# HUMAN RESOURCES



## DESCRIPTION

The Human Resources Department provides support to all departments to assist them in meeting their staffing and employee development objectives through recruitment and training. Department responsibilities include, posting and tracking applications and assisting departments by providing information for interviews. The Human Resources department is also responsible for conducting and/or assisting in conducting background investigations, reviewing and making recommendations for compensation plans and benefits to keep the qualified staff. The Human Resources Department provides safety training at onboarding and continually throughout the year and the managing of accidental losses through various insurance programs as well as offering training and development opportunities to departments for staff development.

## DEPARTMENT ACCOMPLISHMENTS

For Fiscal Year 17-18

1. Formalized Onboarding Process
2. Implemented City of Kingsville Leadership Academy
3. Review of Employee health benefit with creation of Health Plan Design (HPD) Taskforce
4. Implementation of Employee Support Center (ESC)
5. Formalized Check-In procedures for City Hall
6. Filled critical staffing position due to employee retirement

## GOALS & OBJECTIVES

Goals & Objectives	City Commission Vision
<b>Goal:</b> Maintain compliance by staying current of state and federal regulations and ascertain employee required postings are displayed properly. <b>Objective:</b> Provide Employees with easy access to required postings	Superior City Services
<b>Goal:</b> Maintain City staffing at stable levels. <b>Objective:</b> Reduce annual turnover rate.	Superior City Services
<b>Goal:</b> Assist Employee Development & Training. <b>Objective:</b> Offer various training opportunities (classroom, online).	Superior City Services
<b>Goal:</b> Improve Employee Work/Life Balance, Wellness and Appreciation. <b>Objective:</b> Create employee appreciation events and initiatives to promote Employee Work/Life Balance and Wellness.	Superior City Services

PERFORMANCE MEASURES

Item	2017	2018 YTD	2019 Estimate
Positions – Posted Vacancies	47	53	60
Positions – Applications Received	998	754	900
Employees – Onboarded (FT, PT, Seasonal)	73	55	70
Employees – Separated (FT, PT, Seasonal)	65	40	60
Worker’s Comp. Claims	28	12	24
General Claims	6	1	1
Auto Claims	4	1	1
Auto Physical Damage Claims	2	1	2
Number of Training Sessions	49	42	72
Number of Attendees (Non-Civil Service)	1263	933	1968

FY 18-19 BUDGET HIGHLIGHTS

Division	Change	Personnel	Operations	Capital Outlay	Total Changes
FY 17-18 Original Budget	\$374,419	\$294,880	\$79,539	\$0	\$374,419
FY 18-19 Adopted Budget	\$398,027	\$310,788	\$87,239	\$0	\$398,027
1100 - Human Resources	\$23,608	\$15,908	\$7,700	\$0	\$23,608

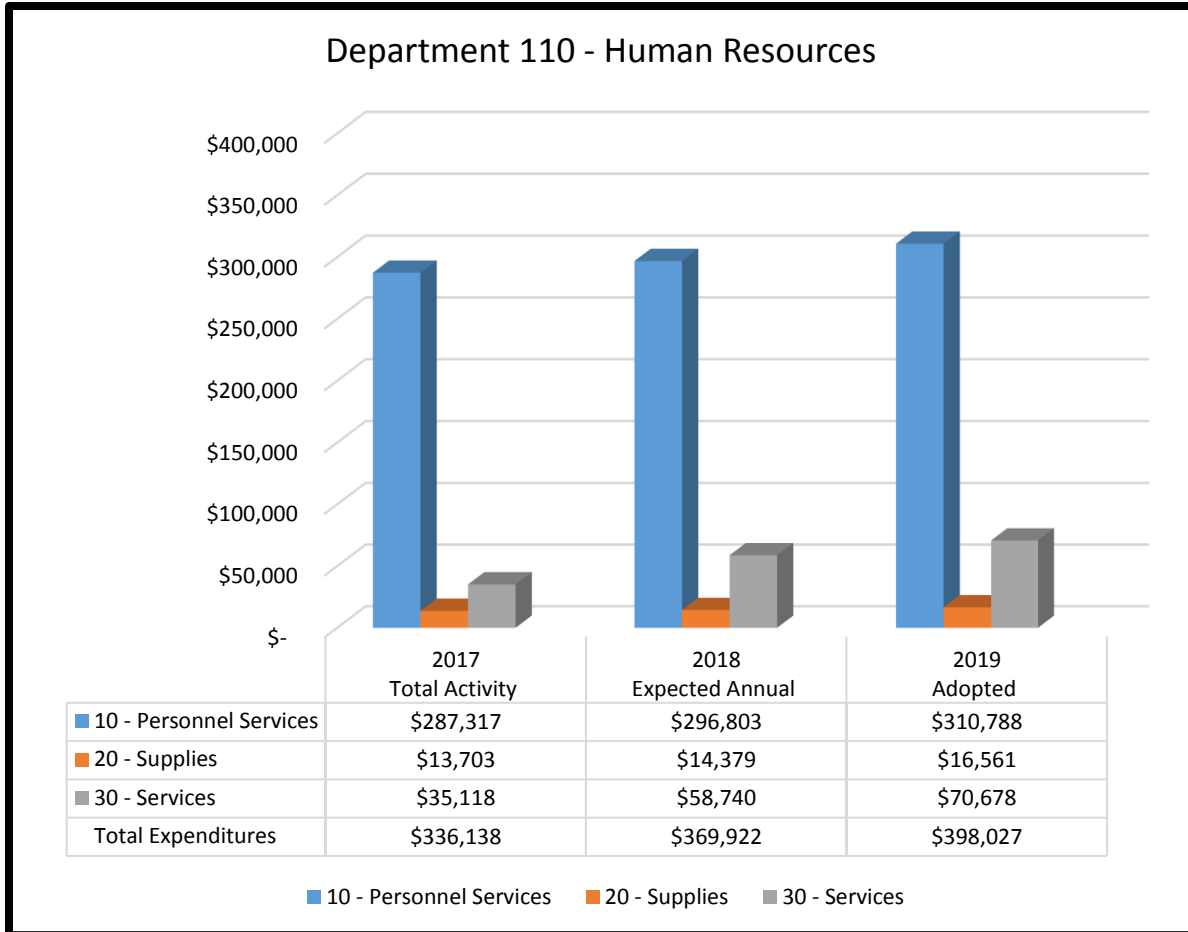
Change Description

Personnel

- 2% COLA adjustment - \$4,112
- Anniversary increases - \$2,016
- Decrease in TMRS rate
- Decrease in Workers Comp Experience modifier rate
- Increase in health care coverage election
- Approved supplemental request to change Administrative Assistant II position to HR Specialist - \$1,442
- Approved supplemental request for increase in overtime - \$500

Operations

- **Overall Supplies Category:**
  - Increase in supplies
  - Decrease in supplies-safety incentive, uniforms, minor equipment, and educational materials
- **Overall Services Category:**
  - Approved supplemental for one-time increase in professional services for collective bargaining negotiations - \$12,500
  - Increase in printing-employment ads, and catering
  - Decrease in memberships & dues, and medical treatment



General Funds

For Fiscal: 10/2017-09/2018 Period Ending: 09/30/2018

		2016	2017	2018	2018	Defined Budgets		2019	2019
		Total Activity	Total Activity	Original Budget	Total Budget (Amended)	2018 YTD Activity	2018 Expected Annual	City Manager Proposed	City Commission Adopted
Department : 110 - Human Resources									
AcctType: 5 - Expense									
Division: 1100 - Human Resources									
Category: 10 - Personnel Services									
<a href="#">001-5-1100-11100</a>	Salaries & Wages	158,430.50	199,773.31	204,028.00	201,540.00	193,447.46	201,237.00	209,697.00	209,697.00
<a href="#">001-5-1100-11200</a>	Overtime	111.99	221.50	284.00	660.00	410.78	325.00	784.00	784.00
<a href="#">001-5-1100-11400</a>	Retirement - TMRS	17,032.34	19,741.06	19,471.00	19,508.00	18,425.55	19,095.00	18,628.00	18,628.00
<a href="#">001-5-1100-11500</a>	FICA	13,331.61	15,981.13	15,630.00	16,107.00	15,536.80	16,078.00	16,102.00	16,102.00
<a href="#">001-5-1100-11600</a>	Group Health Insurance	38,863.00	38,571.38	41,874.00	43,767.00	43,766.10	43,767.00	49,073.00	49,073.00
<a href="#">001-5-1100-11700</a>	Workers' Compensation	342.03	384.02	390.00	390.00	249.41	241.00	243.00	243.00
<a href="#">001-5-1100-11800</a>	Unemployment Compensation	850.59	38.81	900.00	1,041.00	698.77	1,041.00	900.00	900.00
<a href="#">001-5-1100-12000</a>	Car Allowance	1,966.13	0.00	0.00	0.00	0.00	0.00	0.00	0.00
<a href="#">001-5-1100-12300</a>	Life Insurance	265.71	349.74	359.00	359.00	344.34	345.00	361.00	361.00
<a href="#">001-5-1100-12900</a>	Safety Incentive	17,727.12	12,256.05	11,944.00	14,674.00	14,674.00	14,674.00	15,000.00	15,000.00
<b>Category: 10 - Personnel Services Total:</b>		<b>248,921.02</b>	<b>287,317.00</b>	<b>294,880.00</b>	<b>298,046.00</b>	<b>287,553.21</b>	<b>296,803.00</b>	<b>310,788.00</b>	<b>310,788.00</b>
Category: 20 - Supplies									
<a href="#">001-5-1100-21100</a>	Supplies	6,711.64	3,565.10	3,872.00	3,872.00	3,672.34	3,800.00	3,938.00	3,938.00
<b>Budget Notes</b>									
<b>Budget Code</b>	<b>Subject</b>	<b>Description</b>							
City Commission	Supplies	Copy paper allocation 1st floor printer usage General office supplies (folders, binder, etc.) ID supplies (cards, clips, lanyards, printer color cartridges) Toner for office printers							
<a href="#">001-5-1100-21110</a>	Employee Recognition Supplies	825.29	2,227.70	2,848.00	4,195.00	3,693.42	4,047.00	2,848.00	2,848.00
<b>Budget Detail</b>									
<b>Budget Code</b>	<b>Description</b>	<b>Units</b>	<b>Price</b>	<b>Amount</b>					
City Commission	Employee Anniversary & Birthday card	628.00	1.25	785.00					
City Commission	Employee of the Year Award	0.00	0.00	100.00					
City Commission	Frames, certificates, brochures, cards	0.00	0.00	268.00					
City Commission	Retirement Awards (watches, engraving, plaqu	3.00	225.00	675.00					
City Commission	Years of service award	40.00	25.50	1,020.00					
<a href="#">001-5-1100-21130</a>	Supplies-Safety Incentive	4,071.06	1,891.85	4,475.00	2,778.00	2,502.56	2,503.00	4,175.00	4,175.00

General Funds

For Fiscal: 10/2017-09/2018 Period Ending: 09/30/2018

		2016	2017	2018	2018	2018	Defined Budgets		2019	2019
		Total Activity	Total Activity	Original Budget	Total Budget (Amended)	YTD Activity	2018 Expected Annual	City Manager Proposed	City Commission Adopted	
<b>Budget Notes</b>										
<b>Budget Code</b>	<b>Subject</b>	<b>Description</b>								
City Commission	Supplies-Safety Incentive	Supplies for the various employee events (paper goods, items not included in catering for approx 3 events per year)								
<b>Budget Detail</b>										
<b>Budget Code</b>	<b>Description</b>	<b>Units</b>	<b>Price</b>	<b>Amount</b>						
City Commission	Safety Banquet supplies, tickets	0.00	0.00	2,075.00						
City Commission	Safety Banquet Venue Rental	0.00	0.00	500.00						
City Commission	Supplies for the various employee events (3 pe	0.00	0.00	1,600.00						
<a href="#">001-5-1100-21200</a>	Uniforms & Personal Wear	314.64	0.00	2,000.00	1,000.00	709.62	800.00	500.00	500.00	
<b>Budget Notes</b>										
<b>Budget Code</b>	<b>Subject</b>	<b>Description</b>								
City Commission	Uniform and Personal Wear	Personal Protective Equipment (PPE) vests, eye protection, caps, flashlights, rain gear, etc. Risk Manager hands out at job sites as needed, at time of hire and during safety events. Items for personal/work safety, uniform shirts.								
<a href="#">001-5-1100-21700</a>	Minor Eq/Furniture	4,232.29	420.88	1,000.00	528.91	228.91	228.91	500.00	500.00	
<a href="#">001-5-1100-22500</a>	Educational Materials/Supplies	1,050.86	5,597.95	6,600.00	4,634.00	2,447.61	3,000.00	4,600.00	4,600.00	
<b>Budget Notes</b>										
<b>Budget Code</b>	<b>Subject</b>	<b>Description</b>								
City Commission	Employee Education	Professional Development - Leadership Academy, specific topic seminars, books								
<b>Budget Detail</b>										
<b>Budget Code</b>	<b>Description</b>	<b>Units</b>	<b>Price</b>	<b>Amount</b>						
City Commission	Defensive Driving materia	0.00	0.00	1,600.00						
City Commission	Leadership Academy books - Professional Dev	0.00	0.00	3,000.00						
<a href="#">001-5-1100-22600</a>	Computers & Associated Equip	0.00	0.00	0.00	0.00	0.00	0.00	0.00	0.00	
	<b>Category: 20 - Supplies Total:</b>	<b>17,205.78</b>	<b>13,703.48</b>	<b>20,795.00</b>	<b>17,007.91</b>	<b>13,254.46</b>	<b>14,378.91</b>	<b>16,561.00</b>	<b>16,561.00</b>	
	<b>Category: 30 - Services</b>									
<a href="#">001-5-1100-31100</a>	Communications	2,325.09	2,220.84	2,400.00	2,400.00	1,408.98	2,400.00	2,400.00	2,400.00	
<b>Budget Detail</b>										
<b>Budget Code</b>	<b>Description</b>	<b>Units</b>	<b>Price</b>	<b>Amount</b>						
City Commission	(1) Smartphone (\$62/mo)	12.00	62.00	744.00						
City Commission	(1) Smartphone (\$70/mo)	12.00	70.00	840.00						
City Commission	Additional communications needs	0.00	0.00	816.00						
<a href="#">001-5-1100-31400</a>	Professional Services	11,245.00	3,308.36	12,900.00	1,100.00	373.64	2,100.00	15,400.00	15,400.00	

General Funds

For Fiscal: 10/2017-09/2018 Period Ending: 09/30/2018

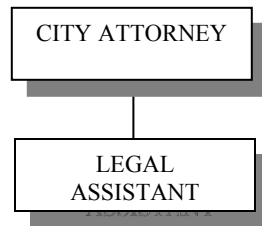
					Defined Budgets							
					2018	2018	2019	2019				
					Total Activity	Total Activity	Original Budget	Total Budget (Amended)	YTD Activity	Expected Annual	City Manager Proposed	City Commission Adopted
<b>Budget Detail</b>												
<b>Budget Code</b>	<b>Description</b>	<b>Units</b>	<b>Price</b>	<b>Amount</b>								
City Commission	Background check	0.00	0.00	1,900.00								
City Commission	FY 18-19-Collective Barg Negot-One Time	0.00	0.00	12,500.00								
City Commission	Telecommunications Testing	0.00	0.00	1,000.00								
<a href="#">001-5-1100-31448</a>	ProfSrv-Health & Wellness Initiat...		0.00	0.00	0.00	10,000.00		0.00	10,000.00		10,000.00	10,000.00
<b>Budget Detail</b>												
<b>Budget Code</b>	<b>Description</b>	<b>Units</b>	<b>Price</b>	<b>Amount</b>								
City Commission	Wellness Program	0.00	0.00	10,000.00								
<a href="#">001-5-1100-31500</a>	Printing & Publishing		937.26	1,702.86	2,000.00	1,653.00		853.00	853.00		2,000.00	2,000.00
<b>Budget Notes</b>												
<b>Budget Code</b>	<b>Subject</b>	<b>Description</b>										
City Commission	Printing & Publishing	Annual Employee Calendars Forms, flyers, brochures										
<a href="#">001-5-1100-31550</a>	Printing - Employment Ads		5,097.02	3,818.07	8,000.00	12,000.00		10,327.57	11,000.00		10,000.00	10,000.00
<b>Budget Notes</b>												
<b>Budget Code</b>	<b>Subject</b>	<b>Description</b>										
City Commission	Advertising	Job advertising by local and online methods										
<a href="#">001-5-1100-31600</a>	Training & Travel		3,269.90	5,742.47	7,800.00	7,800.00		5,233.18	7,400.00		0.00	0.00
<a href="#">001-5-1100-31651</a>	Training & Travel - HR		0.00	0.00	0.00	0.00		0.00	0.00		6,000.00	6,000.00
<b>Budget Notes</b>												
<b>Budget Code</b>	<b>Subject</b>	<b>Description</b>										
City Commission	Training & Travel	Department specific training										
<b>Budget Detail</b>												
<b>Budget Code</b>	<b>Description</b>	<b>Units</b>	<b>Price</b>	<b>Amount</b>								
City Commission	Civil Service and TXPELRA (May 2019)	0.00	0.00	1,600.00								
City Commission	HR assistants	2.00	350.00	700.00								
City Commission	PHR testing for HR Assistants	2.00	200.00	400.00								
City Commission	TMHRA Annual Conference (January 2019)	0.00	0.00	1,600.00								
City Commission	TML Annual Conference	0.00	0.00	1,700.00								
<a href="#">001-5-1100-31652</a>	Training & Travel - Risk Mgmt		0.00	0.00	0.00	0.00		0.00	0.00		1,800.00	1,800.00
<b>Budget Notes</b>												
<b>Budget Code</b>	<b>Subject</b>	<b>Description</b>										
City Commission	Departmental Training	Risk Manager Annual PRIMA conference (Arlington November 2018)										

General Funds

For Fiscal: 10/2017-09/2018 Period Ending: 09/30/2018

		2016	2017	2018	2018	2018	Defined Budgets		2019	2019
		Total Activity	Total Activity	Original Budget	Total Budget (Amended)	YTD Activity	2018 Expected Annual	2019 City Manager Proposed	2019 City Commission Adopted	
<a href="#">001-5-1100-31700</a>	Memberships & Dues	355.00	340.00	1,104.00	1,104.00	467.45	679.00	679.00	679.00	
<b>Budget Detail</b>										
<b>Budget Code</b>	<b>Description</b>	<b>Units</b>	<b>Price</b>	<b>Amount</b>						
City Commission	Int't Public Management Assoc (IPMA)	0.00	0.00	149.00						
City Commission	Nat'l Public Employer Labor Relations Assn (NF	0.00	0.00	165.00						
City Commission	Public Risk Mgmt Assoc (PRIMA)	0.00	0.00	75.00						
City Commission	Society for HR Mgmt (SHRM)	0.00	0.00	190.00						
City Commission	TX Municipal HR Assn (TMHRA)	0.00	0.00	100.00						
<a href="#">001-5-1100-31800</a>	Equipment Rent	0.00	0.00	0.00	0.00	0.00	0.00	0.00	0.00	
<b>Budget Notes</b>										
<b>Budget Code</b>	<b>Subject</b>	<b>Description</b>								
City Commission	Catering Expenses									
<a href="#">001-5-1100-31900</a>	Catering	9,007.59	7,237.54	9,925.00	7,425.00	7,004.40	8,925.00	10,084.00	10,084.00	
<b>Budget Detail</b>										
<b>Budget Code</b>	<b>Description</b>	<b>Units</b>	<b>Price</b>	<b>Amount</b>						
City Commission	Annual Safety Banquet	0.00	0.00	6,500.00						
City Commission	Employee Appreciation	4.00	11.00	44.00						
City Commission	Monthly health and safety meetings	0.00	0.00	540.00						
City Commission	Semi-Annual Employee Luncheons	2.00	1,500.00	3,000.00						
<a href="#">001-5-1100-32500</a>	Medical Treatment	6,890.00	10,507.37	14,300.00	15,568.09	13,568.77	15,068.09	12,000.00	12,000.00	
<b>Budget Notes</b>										
<b>Budget Code</b>	<b>Subject</b>	<b>Description</b>								
City Commission	Medical	Physicals, drug screens, dispatch psychologicals, DOT Firefighter physicals								
<a href="#">001-5-1100-33100</a>	Subscriptions	240.00	240.00	315.00	315.00	240.00	315.00	315.00	315.00	
<b>Budget Notes</b>										
<b>Budget Code</b>	<b>Subject</b>	<b>Description</b>								
City Commission	Subscriptions	Waters Consulting wage survey information								
<b>Category: 30 - Services Total:</b>		<b>39,366.86</b>	<b>35,117.51</b>	<b>58,744.00</b>	<b>59,365.09</b>	<b>39,476.99</b>	<b>58,740.09</b>	<b>70,678.00</b>	<b>70,678.00</b>	
<b>Division: 1100 - Human Resources Total:</b>		<b>305,493.66</b>	<b>336,137.99</b>	<b>374,419.00</b>	<b>374,419.00</b>	<b>340,284.66</b>	<b>369,922.00</b>	<b>398,027.00</b>	<b>398,027.00</b>	
<b>AcctType: 5 - Expense Total:</b>		<b>305,493.66</b>	<b>336,137.99</b>	<b>374,419.00</b>	<b>374,419.00</b>	<b>340,284.66</b>	<b>369,922.00</b>	<b>398,027.00</b>	<b>398,027.00</b>	
<b>Department : 110 - Human Resources Total:</b>		<b>305,493.66</b>	<b>336,137.99</b>	<b>374,419.00</b>	<b>374,419.00</b>	<b>340,284.66</b>	<b>369,922.00</b>	<b>398,027.00</b>	<b>398,027.00</b>	

# LEGAL



## DESCRIPTION





The Legal Department provides legal counsel and representation for all city departments and officials. Our City Commission appoints a City Attorney to act as the chief legal officer and lead counsel for the city. The City Attorney works diligently to review and prepare all legal documents pertaining to the city and is key in other aspects of litigation, such as prosecuting persons in municipal court or representing the city and its officials in any lawsuits. The department also works on contracts, interlocal agreements, agendas, ordinances, resolutions, and policies, as well as ensuring compliance with open government regulations.

## DEPARTMENT ACCOMPLISHMENTS

For Fiscal Year 17-18

1. Prepared all 30 of City Commission meeting agendas and attended those meetings.
2. Prepared 92 City Commission Resolutions.
3. Prepared 66 City Commission Ordinances.

## GOALS

Department Goals	City Commission Vision
<b>Goal:</b> Provide legal support for the City of Kingsville, its employees, and elected officials on city-related matters.	 Superior City Services
<b>Goal:</b> Produce public information in a timely manner and compliance with open meetings.	 Superior City Services
<b>Goal:</b> Resolve pending litigation while keeping the City of Kingsville operations running smoothly with as little work day interruption as possible.	 Superior City Services
<b>Goal:</b> Work to ensure that justice is done in all cases processed through Municipal Court.	 Safe and Secure Environment



PERFORMANCE MEASURES

Item	2017	2018 YTD	2019 Estimate
Open Records Request	1324	854	1400

FY 18-19 BUDGET HIGHLIGHTS

Division	Change	Personnel	Operations	Capital Outlay	Total Changes
FY 17-18 Original Budget	\$253,534	\$205,963	\$47,571	\$0	\$253,534
FY 18-19 Adopted Budget	\$255,896	\$208,309	\$47,587	\$0	\$255,896
1400 - Legal	\$2,362	\$2,346	\$16	\$0	\$2,362

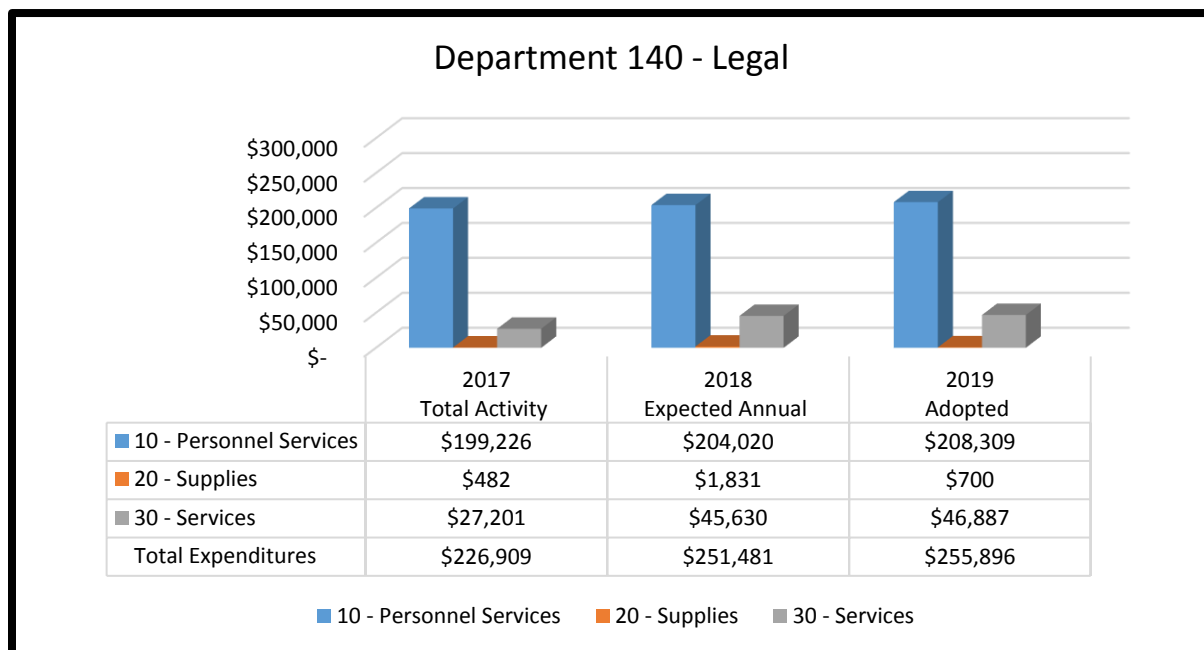
Change Description

Personnel

- 2% COLA adjustment - \$3,010
- Decrease in TMRS rate
- Decrease in Workers Comp Experience modifier rate

Operations

- **Overall Supplies Category:**
  - Decrease in minor equipment
- **Overall Services Category:**
  - Increase in communications and subscriptions
  - Decrease in professional services



General Funds

For Fiscal: 10/2017-09/2018 Period Ending: 09/30/2018

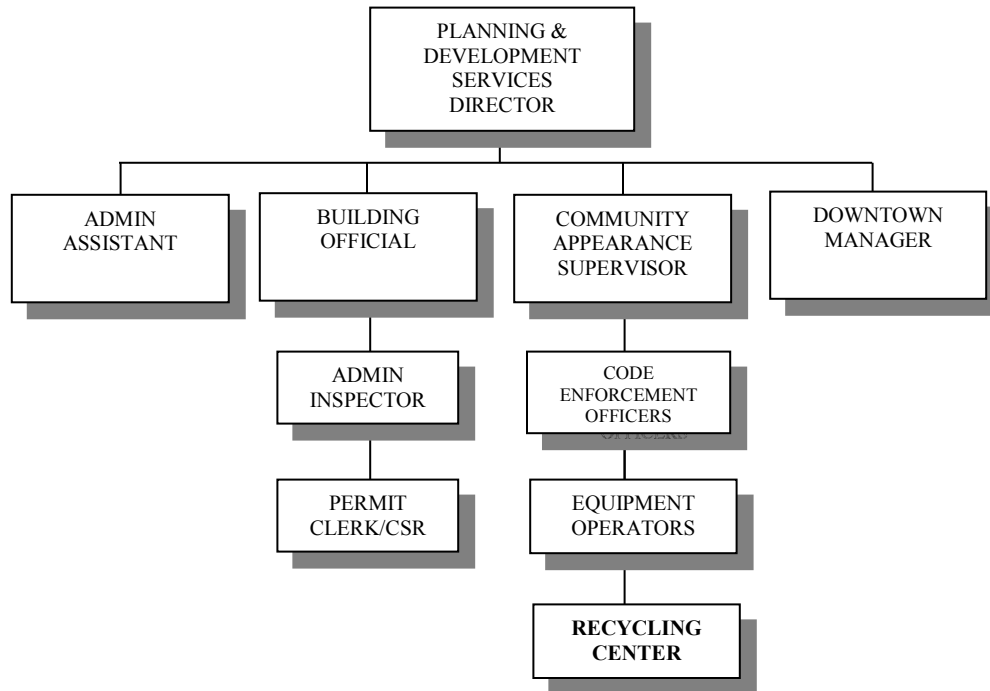
		2016	2017	2018	2018	Defined Budgets		2019	2019
		Total Activity	Total Activity	Original Budget	Total Budget (Amended)	2018 YTD Activity	2018 Expected Annual	City Manager Proposed	City Commission Adopted
<b>Department : 140 - Legal</b> <b>AcctType: 5 - Expense</b> <b>Division: 1400 - Legal</b> <b>Category: 10 - Personnel Services</b>									
<a href="#">001-5-1400-11100</a>	Salaries & Wages	143,031.59	147,824.60	150,530.00	150,530.00	144,472.96	150,461.00	153,519.00	153,519.00
<a href="#">001-5-1400-11200</a>	Overtime	204.87	201.45	429.00	429.00	19.99	100.00	429.00	429.00
<a href="#">001-5-1400-11400</a>	Retirement - TMRS	13,682.02	13,664.87	14,387.00	14,387.00	12,839.56	13,365.00	13,625.00	13,625.00
<a href="#">001-5-1400-11500</a>	FICA	9,129.84	10,953.97	11,549.00	11,549.00	10,696.72	11,120.00	11,778.00	11,778.00
<a href="#">001-5-1400-11600</a>	Group Health Insurance	25,914.00	26,100.04	28,145.00	28,145.00	28,143.84	28,145.00	28,144.00	28,144.00
<a href="#">001-5-1400-11700</a>	Workers' Compensation	329.57	281.85	289.00	289.00	187.05	195.00	178.00	178.00
<a href="#">001-5-1400-11800</a>	Unemployment Compensation	341.34	17.99	450.00	450.00	324.00	450.00	450.00	450.00
<a href="#">001-5-1400-12200</a>	Certification Pay	0.00	0.00	0.00	0.00	0.00	0.00	0.00	0.00
<a href="#">001-5-1400-12300</a>	Life Insurance	169.15	181.26	184.00	184.00	183.42	184.00	186.00	186.00
<b>Category: 10 - Personnel Services Total:</b>		<b>192,802.38</b>	<b>199,226.03</b>	<b>205,963.00</b>	<b>205,963.00</b>	<b>196,867.54</b>	<b>204,020.00</b>	<b>208,309.00</b>	<b>208,309.00</b>
<b>Category: 20 - Supplies</b>									
<a href="#">001-5-1400-21100</a>	Supplies	845.40	481.60	700.00	700.00	694.54	700.00	700.00	700.00
<b>Budget Notes</b>									
<b>Budget Code</b>	<b>Subject</b>	<b>Description</b>							
City Commission	Supplies	Office Supplies (pens, files folders, etc) toner							
<a href="#">001-5-1400-21700</a>	Minor Eq/Furniture	3,323.31	0.00	1,075.00	1,150.00	1,130.99	1,131.00	0.00	0.00
<a href="#">001-5-1400-22600</a>	Computers & Associated Equip	0.00	0.00	0.00	0.00	0.00	0.00	0.00	0.00
<b>Category: 20 - Supplies Total:</b>		<b>4,168.71</b>	<b>481.60</b>	<b>1,775.00</b>	<b>1,850.00</b>	<b>1,825.53</b>	<b>1,831.00</b>	<b>700.00</b>	<b>700.00</b>
<b>Category: 30 - Services</b>									
<a href="#">001-5-1400-31100</a>	Communications	875.76	1,246.45	1,388.00	1,838.00	1,545.28	1,277.00	1,404.00	1,404.00
<b>Budget Detail</b>									
<b>Budget Code</b>	<b>Description</b>	<b>Units</b>	<b>Price</b>	<b>Amount</b>					
City Commission	(1) iPad service	12.00	55.00	660.00					
City Commission	(1) Smartphone (\$62/mo)	12.00	62.00	744.00					
<a href="#">001-5-1400-31400</a>	Professional Services	27,381.15	13,442.88	31,538.00	28,213.00	14,540.53	28,963.00	31,500.00	31,500.00
<b>Budget Detail</b>									
<b>Budget Code</b>	<b>Description</b>	<b>Units</b>	<b>Price</b>	<b>Amount</b>					
City Commission	Lawsuits not covered by TML, union griev, con	0.00	0.00	31,500.00					
<a href="#">001-5-1400-31500</a>	Printing & Publishing	570.68	0.00	100.00	100.00	87.50	100.00	100.00	100.00

General Funds

For Fiscal: 10/2017-09/2018 Period Ending: 09/30/2018

			Defined Budgets							
			2016	2017	2018	2018	2018	2018	2019	2019
			Total Activity	Total Activity	Original Budget	Total Budget (Amended)	YTD Activity	Expected Annual	City Manager Proposed	City Commission Adopted
<b>Budget Notes</b>										
<b>Budget Code</b>	<b>Subject</b>	<b>Description</b>								
City Commission	Printing & Publishing	Business Cards								
<a href="#">001-5-1400-31600</a>	Training & Travel		5,764.31	5,890.56	7,100.00	9,600.00	7,715.38	9,600.00	7,100.00	7,100.00
<b>Budget Detail</b>										
<b>Budget Code</b>	<b>Description</b>	<b>Units</b>	<b>Price</b>	<b>Amount</b>						
City Commission	Advance Government Law	0.00	0.00	1,136.00						
City Commission	IMLA/TCAA Fall	0.00	0.00	1,200.00						
City Commission	Land Use	0.00	0.00	1,392.00						
City Commission	Misc-Seminars/Mediations	0.00	0.00	550.00						
City Commission	TCAA Summer	0.00	0.00	1,386.00						
City Commission	TML Annual Conference	0.00	0.00	1,436.00						
<a href="#">001-5-1400-31700</a>	Memberships & Dues		1,595.00	1,150.00	1,330.00	1,330.00	1,105.00	1,330.00	1,330.00	1,330.00
<b>Budget Detail</b>										
<b>Budget Code</b>	<b>Description</b>	<b>Units</b>	<b>Price</b>	<b>Amount</b>						
City Commission	IMLA	0.00	0.00	625.00						
City Commission	State Bar & TML	0.00	0.00	500.00						
City Commission	TCAA \$85	0.00	0.00	85.00						
City Commission	TMCA	0.00	0.00	60.00						
City Commission	TX Bar College	0.00	0.00	60.00						
<a href="#">001-5-1400-31900</a>	Catering		20.00	22.00	22.00	22.00	0.00	22.00	22.00	22.00
<b>Budget Notes</b>										
<b>Budget Code</b>	<b>Subject</b>	<b>Description</b>								
City Commission	Catering	EE Appreciation								
<a href="#">001-5-1400-33100</a>	Subscriptions		2,627.10	5,449.38	4,318.00	4,618.00	4,613.08	4,338.00	5,431.00	5,431.00
<b>Budget Notes</b>										
<b>Budget Code</b>	<b>Subject</b>	<b>Description</b>								
City Commission	Subscriptions	Law Books, statutory updates from 2019 Legislative Session								
	<b>Category: 30 - Services Total:</b>		<b>38,834.00</b>	<b>27,201.27</b>	<b>45,796.00</b>	<b>45,721.00</b>	<b>29,606.77</b>	<b>45,630.00</b>	<b>46,887.00</b>	<b>46,887.00</b>
	<b>Division: 1400 - Legal Total:</b>		<b>235,805.09</b>	<b>226,908.90</b>	<b>253,534.00</b>	<b>253,534.00</b>	<b>228,299.84</b>	<b>251,481.00</b>	<b>255,896.00</b>	<b>255,896.00</b>
	<b>AcctType: 5 - Expense Total:</b>		<b>235,805.09</b>	<b>226,908.90</b>	<b>253,534.00</b>	<b>253,534.00</b>	<b>228,299.84</b>	<b>251,481.00</b>	<b>255,896.00</b>	<b>255,896.00</b>
	<b>Department : 140 - Legal Total:</b>		<b>235,805.09</b>	<b>226,908.90</b>	<b>253,534.00</b>	<b>253,534.00</b>	<b>228,299.84</b>	<b>251,481.00</b>	<b>255,896.00</b>	<b>255,896.00</b>

# PLANNING AND DEVELOPMENT SERVICES



The Planning and Development Services Department is divided into four divisions: Planning/Development Services, Building Services, Community Appearance and Downtown/Historical Preservation.

## DESCRIPTION

The Planning & Development Services department is the lead agency for both physical and economic development of the City. It serves as staff to Planning, Zoning and Preservation Committees and reviews all residential and commercial development plans, all zoning and subdivision platting, and provides all long range planning for the City. Such plans deal with all elements of the physical design and development of the City, which include community appearance, development design and character, and historic preservation.

## PLANNING/DEVELOPMENT SERVICES

The Planning and Development Services division oversees the City-wide planning and zoning administration. The City’s Planning Division is also responsible for regulating subdivisions and administering the Master Plan, the Comprehensive Housing Plan and other associated land use plans for the city. The Master Plan and the Comprehensive Housing Plan are blueprints for dealing with physical and economic development and diversified housing initiatives

# PLANNING & DEVELOPMENT SERVICES

## BUILDING SERVICES

The Building Services Division oversees the permitting and inspection services for all construction activities within the city. Building permits ensure the minimum acceptable standards of codes are applied before and after construction. In addition to ensuring minimum code compliance; life safety measures and quality workmanship are top priorities for our customers. Building permits are required for many remodeling projects, repairs, replacements, new structures, and additions.

## COMMUNITY APPEARANCE

The Community Appearance Division provides code enforcement services with the goal of improving the overall appearance of the community and ensuring the health, safety and welfare of the City of Kingsville. This division takes a proactive approach to code enforcement and other community appearance activities. The programs are designed to educate the public and ensure compliance with the City's Property Maintenance and Nuisance codes.

## DOWNTOWN/HISTORICAL PRESERVATION






The Downtown division is responsible for the historic preservation of our Historic District and manages the Main Street organization. The responsibilities of this division encompass code enforcement, economic development and event planning.

## PERFORMANCE MEASURES

<b>Item</b>	<b>2017</b>	<b>2018 YTD</b>	<b>2019 Estimate</b>
New Commercial Construction	13	2	10
New Residential Construction	29	5	35
Community Appearance Notices Sent	2298	1158	3000
Community Appearance Inspections	3967	2122	4000
Community Appearance Reinspections	2209	1362	2500
Community Appearance Abatements	787	397	1000
Main Street – Building Rehabs	21	7	21
Main Street – Business Starts and Expansions	7	2	7
Main Street – Jobs Created	9	3	9
Historic District – Total Permits	51	23	46
Historic District – New Construction Permits	2	2	4
Historic District – Demolition Permits	10	2	7

# PLANNING & DEVELOPMENT SERVICES

## GOALS & OBJECTIVES

Goals & Objectives	City Commission Vision	
<p><b>Goal:</b> Strive to give residents full, clear and accurate information on planning, building and community appearance issues.</p> <p><b>Objective:</b> Utilize various media outlets to provide educational services to the public.</p>		Superior City Services
<p><b>Goal:</b> Pursue projects specifically related to economic development.</p> <p><b>Objective:</b> Work closely with other departments to achieve a comprehensive approach to economic development efforts.</p>		Economic Stability
<p><b>Goal:</b> Use best practices to improve customer service and community/development planning.</p> <p><b>Objective:</b> Continue professional education to obtain and maintain certifications.</p>		Superior City Services
<p><b>Goal:</b> Support community involvement in beautification efforts.</p> <p><b>Objective:</b> Encourage partnerships with groups, clubs and organizations.</p>		Community Involvement
<p><b>Goal:</b> Increase voluntary compliance with the City's Property Maintenance and Nuisance codes.</p> <p><b>Objective:</b> Educate the public on importance of property maintenance and pride in the community.</p>		Quality of Life

## FY 18-19 BUDGET HIGHLIGHTS

Division	Change	Personnel	Operations	Capital Outlay	Total Changes
FY 17-18 Original Budget	\$172,259	\$156,688	\$15,571	\$0	\$172,259
FY 18-19 Adopted Budget	\$193,729	\$167,708	\$26,021	\$0	\$193,729
1601- Planning & Develop	\$21,470	\$11,020	\$10,450	\$0	\$21,470

### Change Description

#### Personnel

- 2% COLA adjustment - \$2,414
- Anniversary Increases - \$155
- Decrease in TMRS rate
- Decrease in Workers Comp Experience modifier rate
- Approved supplemental request for continuation of Intern position through TAMUCC - \$8,947

#### Operations

- **Overall Services Category:**
  - Increase in professional services, membership & dues, equipment maint, & operating lease
  - Decrease in printing & publishing, training & travel
  - Approved supplemental request for Arc GIS License - \$3,750
  - Approved supplemental request for Membership to Kingsville Area Realtors Association - \$300
  - Approved supplemental request for KIP scanner & copier maintenance - \$2,000
  - Approved supplemental request for TIF Organization Service Setup Fees - \$4,800

## PLANNING & DEVELOPMENT SERVICES

---

### FY 18-19 BUDGET HIGHLIGHTS

Division	Change	Personnel	Operations	Capital Outlay	Total Changes
FY 17-18 Original Budget	\$185,403	\$168,741	\$16,662	\$0	\$185,403
FY 18-19 Adopted Budget	\$122,564	\$104,853	\$17,711	\$0	\$122,564
1602 - Building Services	(\$62,839)	(\$63,888)	\$1,049	\$0	(\$62,839)

#### Change Description

##### Personnel

- 2% COLA adjustment - \$1,505
- Anniversary increase - \$875
- Decrease in TMRS rate
- Decrease in Workers Comp Experience modifier rate
- Building inspector position unfunded for next year due to slowdown

##### Operations

- **Overall Supplies Category:**
  - Increase in motor gas & oil
  - Decrease in supplies, minor equipment & furniture and educational materials
- **Overall Services Category:**
  - Increase in communications, printing & publishing, and memberships & dues
  - Decrease in professional services, and laundry
- **Overall Leases Category:**
  - Decrease in operating lease

## PLANNING & DEVELOPMENT SERVICES

### FY 18-19 BUDGET HIGHLIGHTS

Division	Change	Personnel	Operations	Capital Outlay	Total Changes
FY 17-18 Original Budget	\$445,502	\$335,145	\$110,357	\$0	\$445,502
FY 18-19 Adopted Budget	\$427,947	\$334,523	\$93,424	\$0	\$427,947
1603 - Community Appearance	(\$17,555)	(\$622)	(\$16,933)	\$0	(\$17,555)

#### Change Description

##### Personnel

- 2% COLA adjustment - \$4,242
- Anniversary increases - \$2,035
- Decrease in TMRS rate
- Decrease in Workers Comp Experience modifier rate
- Change in health insurance coverage election

##### Operations

- **Overall Supplies Category:**
  - Decrease in uniforms, chemicals, motor gas & oil, and minor equipment
  - Removed prior year supplemental for pilot program uniforms - \$1,000
- **Overall Services Category:**
  - Increase in communications, postage, memberships & dues, catering, laundry, and CA Beautification
  - Decrease in professional services, printing & publishing, liens & ads, and utilities
  - Approved supplemental request for postage for certified mailings - \$7,700
  - Approved supplemental request for processing fees for code enforcement liens - \$5,000
  - Approved supplemental request for Trash Off disposal services - \$2,500
  - Removed prior year supplemental for pilot program professional services & printing - \$24,000
- **Overall Leases Category:**
  - Decrease in operating lease



## PLANNING & DEVELOPMENT SERVICES

---

### FY 18-19 BUDGET HIGHLIGHTS

Division	Change	Personnel	Operations	Capital Outlay	Total Changes
FY 17-18 Original Budget	\$72,682	\$64,352	\$8,330	\$0	\$72,682
FY 18-19 Adopted Budget	\$74,050	\$66,860	\$7,190	\$0	\$74,050
1604 - Downtown	\$1,368	\$2,508	(\$1,140)	\$0	\$1,368

#### Change Description

##### Personnel

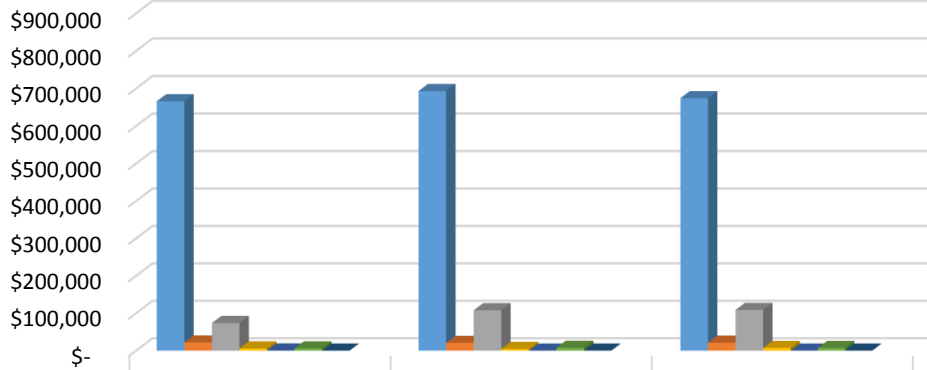
- 2% COLA adjustment - \$1,003
- Anniversary increase - \$1,461
- Decrease in TMRS rate
- Decrease in Workers Comp Experience modifier rate

##### Operations

- **Overall Services Category:**
  - Increase in communications, postage,
  - Decrease in utilities
  - Approved supplemental request for Postage & Freight - \$100
  - Approved supplemental request for Catering for Imagine the Possibilities Tour - \$200
  - Transferred budget for La Posada utilities to City Special division

# PLANNING & DEVELOPMENT SERVICES

## Department 160 - Planning/Develop Services



	2017 Total Activity	2018 Expected Annual	2019 Adopted
10 - Personnel Services	\$665,795	\$693,084	\$673,944
20 - Supplies	\$21,712	\$20,830	\$21,175
30 - Services	\$73,830	\$107,897	\$108,800
40 - Repairs	\$5,868	\$4,500	\$7,200
50 - Maintenance	\$580	\$-	\$-
60 - Leases	\$5,944	\$7,602	\$7,171
70 - Capital Outlay	\$-	\$-	\$-
<b>Total Expenditures</b>	<b>\$773,728</b>	<b>\$833,913</b>	<b>\$818,290</b>

■ 10 - Personnel Services   
 ■ 20 - Supplies   
 ■ 30 - Services   
 ■ 40 - Repairs  
■ 50 - Maintenance   
 ■ 60 - Leases   
 ■ 70 - Capital Outlay

General Funds

For Fiscal: 10/2017-09/2018 Period Ending: 09/30/2018

		2016	2017	2018	2018	Defined Budgets		2019	2019
		Total Activity	Total Activity	Original Budget	Total Budget (Amended)	2018 YTD Activity	2018 Expected Annual	City Manager Proposed	City Commission Adopted
Department : 160 - Planning /DevelopSvcs									
AcctType: 4 - Revenue									
Division: 1600 - Planning/DevelopSvcs									
<a href="#">001-4-1600-31110</a>	Plumbing Permits	22,574.70	15,555.82	22,000.00	22,000.00	8,801.60	15,000.00	15,000.00	15,000.00
<a href="#">001-4-1600-31120</a>	Electric Permits	34,356.48	27,327.83	30,000.00	30,000.00	17,758.64	22,000.00	20,000.00	20,000.00
<a href="#">001-4-1600-31130</a>	Building Permits	84,825.30	78,743.93	65,000.00	65,000.00	48,671.52	55,000.00	50,000.00	50,000.00
<a href="#">001-4-1600-31140</a>	Moving Permits	495.00	880.00	600.00	600.00	550.00	600.00	600.00	600.00
<a href="#">001-4-1600-31150</a>	Other Permits	0.00	200.00	0.00	0.00	50.00	0.00	0.00	0.00
<a href="#">001-4-1600-31155</a>	Fire Prevention Permits	22,442.00	22,211.00	25,000.00	25,000.00	5,488.00	15,000.00	20,000.00	20,000.00
<a href="#">001-4-1600-31160</a>	Mechanical Permits	15,032.52	13,658.54	15,000.00	15,000.00	7,091.99	12,000.00	10,000.00	10,000.00
<a href="#">001-4-1600-31166</a>	Street Closure Permit-Small Event	0.00	0.00	0.00	0.00	100.00	100.00	0.00	0.00
<a href="#">001-4-1600-31167</a>	Street Closure Permit-Large Event	0.00	0.00	0.00	0.00	0.00	0.00	0.00	0.00
<a href="#">001-4-1600-31170</a>	Certificate of Occupancy	505.00	975.00	500.00	500.00	950.00	1,000.00	1,000.00	1,000.00
<a href="#">001-4-1600-31180</a>	Plan Review	12,130.24	10,991.04	15,000.00	15,000.00	7,177.12	13,000.00	10,000.00	10,000.00
<a href="#">001-4-1600-31185</a>	Economic Dev Agreement Fee	0.00	0.00	0.00	0.00	0.00	100.00	0.00	0.00
<a href="#">001-4-1600-31190</a>	Sign Permits	494.57	849.56	800.00	800.00	978.52	828.00	1,000.00	1,000.00
<a href="#">001-4-1600-31195</a>	Private Ambulance Permit	0.00	0.00	0.00	0.00	0.00	0.00	0.00	0.00
<a href="#">001-4-1600-32210</a>	Amusement Licenses	45.00	0.00	100.00	100.00	45.00	100.00	0.00	0.00
<a href="#">001-4-1600-32220</a>	Beer & Liquor Licenses	6,850.00	6,607.50	7,200.00	7,200.00	7,445.00	7,995.00	7,000.00	7,000.00
<a href="#">001-4-1600-32230</a>	Electrical Licenses	4,802.31	3,757.40	5,000.00	5,000.00	0.00	0.00	0.00	0.00
<a href="#">001-4-1600-32240</a>	Contractors Licenses	29,475.00	33,280.00	34,000.00	34,000.00	28,530.00	34,000.00	30,000.00	30,000.00
<a href="#">001-4-1600-32250</a>	Solicitor Licenses	605.00	575.00	425.00	425.00	470.00	470.00	400.00	400.00
<a href="#">001-4-1600-32260</a>	Food Licenses	27,417.00	30,065.00	30,000.00	30,000.00	29,635.00	30,000.00	30,000.00	30,000.00
<a href="#">001-4-1600-32270</a>	Other Licenses	225.00	700.00	1,000.00	1,000.00	525.00	1,000.00	500.00	500.00
<a href="#">001-4-1600-42060</a>	Lien Fees-Interest	0.00	0.00	0.00	0.00	0.00	0.00	0.00	0.00
<a href="#">001-4-1600-53310</a>	Zoning Fees	3,750.00	3,500.00	3,500.00	3,500.00	4,500.00	3,500.00	3,500.00	3,500.00
<a href="#">001-4-1600-53320</a>	Platting Fees	664.00	544.00	1,000.00	1,000.00	300.00	1,000.00	1,000.00	1,000.00
<a href="#">001-4-1600-62110</a>	Vacant Lot Clearance	41,341.60	22,396.79	30,000.00	30,000.00	15,834.36	20,000.00	18,000.00	18,000.00
<a href="#">001-4-1600-62120</a>	Demolition Recovery Revenue	21,106.53	13,983.79	20,000.00	20,000.00	46,243.05	35,923.00	30,000.00	30,000.00
<a href="#">001-4-1600-62130</a>	Noxious Matter Abatement Rev	9,101.58	10,483.36	12,000.00	12,000.00	6,760.83	10,000.00	10,000.00	10,000.00
<a href="#">001-4-1600-72010</a>	State Grants	0.00	0.00	0.00	0.00	0.00	0.00	0.00	0.00

General Funds

For Fiscal: 10/2017-09/2018 Period Ending: 09/30/2018

		Defined Budgets							
		2016	2017	2018	2018	2018	2018	2019	2019
		Total Activity	Total Activity	Original Budget	Total Budget (Amended)	YTD Activity	Expected Annual	City Manager Proposed	City Commission Adopted
<a href="#">001-4-1600-81715</a>	Penalty on Licenses/Permits	125.00	400.00	0.00	0.00	600.00	600.00	1,000.00	1,000.00
<b>Division: 1600 - Planning/DevelopSvcs Total:</b>		<b>338,363.83</b>	<b>297,685.56</b>	<b>318,125.00</b>	<b>318,125.00</b>	<b>238,505.63</b>	<b>279,216.00</b>	<b>259,000.00</b>	<b>259,000.00</b>

General Funds

For Fiscal: 10/2017-09/2018 Period Ending: 09/30/2018

	2016 Total Activity	2017 Total Activity	2018 Original Budget	2018 Total Budget (Amended)	2018 YTD Activity	Defined Budgets		2019 City Manager Proposed	2019 City Commission Adopted
						2018 Expected Annual			
<b>Division: 1604 - Downtown</b>									
<a href="#">001-4-1604-58069</a> Downtown Pavilion Rental Fees	0.00	0.00	0.00	0.00	0.00	0.00		0.00	0.00
<a href="#">001-4-1604-58070</a> Centennial Bandstand Rental Fees	0.00	0.00	0.00	0.00	0.00	0.00		0.00	0.00
<b>Division: 1604 - Downtown Total:</b>	<b>0.00</b>	<b>0.00</b>	<b>0.00</b>	<b>0.00</b>	<b>0.00</b>	<b>0.00</b>		<b>0.00</b>	<b>0.00</b>
<b>AcctType: 4 - Revenue Total:</b>	<b>338,363.83</b>	<b>297,685.56</b>	<b>318,125.00</b>	<b>318,125.00</b>	<b>238,505.63</b>	<b>279,216.00</b>		<b>259,000.00</b>	<b>259,000.00</b>

General Funds

For Fiscal: 10/2017-09/2018 Period Ending: 09/30/2018

		2016	2017	2018	2018	2018	Defined Budgets		2019	2019
		Total Activity	Total Activity	Original Budget	Total Budget (Amended)	YTD Activity	2018 Expected Annual	2019 City Manager Proposed	2019 City Commission Adopted	
<b>AcctType: 5 - Expense</b>										
<b>Division: 1601 - Planning/DevelopSvcs</b>										
<b>Category: 10 - Personnel Services</b>										
<a href="#">001-5-1601-11100</a>	Salaries & Wages	111,502.65	117,231.39	120,542.00	120,542.00	115,825.05	120,456.00	131,218.00	131,218.00	
<a href="#">001-5-1601-11200</a>	Overtime	756.20	445.60	715.00	715.00	762.47	715.00	715.00	715.00	
<a href="#">001-5-1601-11400</a>	Retirement - TMRS	10,919.61	10,863.49	11,556.00	11,556.00	10,359.52	11,311.00	10,959.00	10,959.00	
<a href="#">001-5-1601-11500</a>	FICA	8,783.13	8,909.19	9,277.00	9,277.00	8,846.78	9,234.00	10,093.00	10,093.00	
<a href="#">001-5-1601-11600</a>	Group Health Insurance	12,648.00	12,740.60	13,738.00	13,738.00	13,738.08	13,739.00	13,738.00	13,738.00	
<a href="#">001-5-1601-11700</a>	Workers' Compensation	242.31	223.91	232.00	232.00	149.83	157.00	152.00	152.00	
<a href="#">001-5-1601-11800</a>	Unemployment Compensation	341.99	17.99	450.00	450.00	324.01	450.00	655.00	655.00	
<a href="#">001-5-1601-12000</a>	Car Allowance	3,627.91	0.00	0.00	0.00	0.00	0.00	0.00	0.00	
<a href="#">001-5-1601-12300</a>	Life Insurance	157.76	175.14	178.00	178.00	177.12	178.00	178.00	178.00	
<b>Category: 10 - Personnel Services Total:</b>		<b>148,979.56</b>	<b>150,607.31</b>	<b>156,688.00</b>	<b>156,688.00</b>	<b>150,182.86</b>	<b>156,240.00</b>	<b>167,708.00</b>	<b>167,708.00</b>	
<b>Category: 20 - Supplies</b>										
<a href="#">001-5-1601-21100</a>	Supplies	855.07	868.02	1,400.00	1,400.00	529.46	1,400.00	1,400.00	1,400.00	
<b>Budget Detail</b>										
<b>Budget Code</b>	<b>Description</b>	<b>Units</b>	<b>Price</b>	<b>Amount</b>						
City Commission	Core budget	0.00	0.00	1,400.00						
<a href="#">001-5-1601-21500</a>	Motor Gas & Oil	0.00	-118.78	0.00	0.00	0.00	0.00	0.00	0.00	
<a href="#">001-5-1601-21700</a>	Minor Eq/Furniture	247.93	1,303.99	350.00	1,850.00	79.99	1,850.00	350.00	350.00	
<b>Budget Detail</b>										
<b>Budget Code</b>	<b>Description</b>	<b>Units</b>	<b>Price</b>	<b>Amount</b>						
City Commission	Core budget	0.00	0.00	350.00						
<a href="#">001-5-1601-22500</a>	Educational Materials/Supplies	49.99	0.00	100.00	100.00	93.50	100.00	100.00	100.00	
<b>Budget Detail</b>										
<b>Budget Code</b>	<b>Description</b>	<b>Units</b>	<b>Price</b>	<b>Amount</b>						
City Commission	Code books	0.00	0.00	100.00						
<a href="#">001-5-1601-22600</a>	Computers & Associated Equip	0.00	0.00	0.00	0.00	0.00	0.00	0.00	0.00	
<b>Category: 20 - Supplies Total:</b>		<b>1,152.99</b>	<b>2,053.23</b>	<b>1,850.00</b>	<b>3,350.00</b>	<b>702.95</b>	<b>3,350.00</b>	<b>1,850.00</b>	<b>1,850.00</b>	

General Funds

For Fiscal: 10/2017-09/2018 Period Ending: 09/30/2018

						Defined Budgets			
		2016	2017	2018	2018	2018	2018	2019	2019
		Total Activity	Total Activity	Original Budget	Total Budget (Amended)	YTD Activity	Expected Annual	City Manager Proposed	City Commission Adopted
<b>Category: 30 - Services</b>									
<a href="#">001-5-1601-31100</a>	Communications	1,989.25	1,403.21	2,349.00	2,349.00	670.87	2,349.00	2,349.00	2,349.00
<b>Budget Detail</b>									
<b>Budget Code</b>	<b>Description</b>	<b>Units</b>	<b>Price</b>	<b>Amount</b>					
City Commission	(2) Smartphones (\$62/mo)	12.00	124.00	1,488.00					
City Commission	Additional communications needs	0.00	0.00	861.00					
<a href="#">001-5-1601-31300</a>	Postage & Freight	43.41	0.00	0.00	0.00	0.00	0.00	0.00	0.00
<a href="#">001-5-1601-31400</a>	Professional Services	0.00	5,512.00	1,400.00	8,000.00	7,700.00	2,900.00	6,300.00	6,300.00
<b>Budget Detail</b>									
<b>Budget Code</b>	<b>Description</b>	<b>Units</b>	<b>Price</b>	<b>Amount</b>					
City Commission	TIF Organization Fees & Services	0.00	0.00	4,800.00					
City Commission	Title searches, survey and various prof svcs	0.00	0.00	1,500.00					
<a href="#">001-5-1601-31410</a>	ProfSrv - Software Mnt	0.00	0.00	0.00	0.00	0.00	0.00	3,750.00	3,750.00
<b>Budget Notes</b>									
<b>Budget Code</b>	<b>Subject</b>	<b>Description</b>							
City Commission	FY18-19 Approved IT Request - One-time	ARC GIS License Fee							
<a href="#">001-5-1601-31500</a>	Printing & Publishing	2,629.00	1,321.50	2,400.00	2,400.00	2,148.08	2,400.00	2,000.00	2,000.00
<b>Budget Detail</b>									
<b>Budget Code</b>	<b>Description</b>	<b>Units</b>	<b>Price</b>	<b>Amount</b>					
City Commission	Public hearing newspaper ads	0.00	0.00	2,000.00					
<a href="#">001-5-1601-31600</a>	Training & Travel	2,297.45	241.00	5,500.00	1,300.00	423.00	1,300.00	3,400.00	3,400.00
<b>Budget Detail</b>									
<b>Budget Code</b>	<b>Description</b>	<b>Units</b>	<b>Price</b>	<b>Amount</b>					
City Commission	American Planning Assn Conference	0.00	0.00	1,700.00					
City Commission	TML	0.00	0.00	1,700.00					
<a href="#">001-5-1601-31610</a>	Travel - Mileage Reimb	0.00	0.00	0.00	0.00	0.00	0.00	0.00	0.00
<a href="#">001-5-1601-31700</a>	Memberships & Dues	1,687.00	1,492.00	1,817.00	1,817.00	970.00	1,700.00	2,395.00	2,395.00
<b>Budget Detail</b>									
<b>Budget Code</b>	<b>Description</b>	<b>Units</b>	<b>Price</b>	<b>Amount</b>					
City Commission	APA	0.00	0.00	520.00					
City Commission	Council of Dev Finance Agencies	0.00	0.00	400.00					
City Commission	FY18-19 Kingsville Area Realtors - Permanent	0.00	0.00	300.00					
City Commission	Main St Participation	0.00	0.00	300.00					
City Commission	Miscellaneous	0.00	0.00	603.00					
City Commission	Planning Advisory Service Sub	0.00	0.00	272.00					

General Funds

For Fiscal: 10/2017-09/2018 Period Ending: 09/30/2018

					Defined Budgets				
		2016	2017	2018	2018	2018	2018	2019	2019
		Total Activity	Total Activity	Original Budget	Total Budget (Amended)	YTD Activity	Expected Annual	City Manager Proposed	City Commission Adopted
<a href="#">001-5-1601-31900</a>	Catering	116.76	90.94	55.00	55.00	0.00	55.00	55.00	55.00
<b>Budget Detail</b>									
<b>Budget Code</b>	<b>Description</b>	<b>Units</b>	<b>Price</b>	<b>Amount</b>					
City Commission	EE Appreciation	5.00	11.00	55.00					
<a href="#">001-5-1601-33100</a>	Subscriptions	47.00	59.00	200.00	200.00	59.00	200.00	200.00	200.00
<b>Budget Detail</b>									
<b>Budget Code</b>	<b>Description</b>	<b>Units</b>	<b>Price</b>	<b>Amount</b>					
City Commission	Kingsville Record	0.00	0.00	59.00					
City Commission	Miscellaneous subscriptions	0.00	0.00	141.00					
<a href="#">001-5-1601-35500</a>	Economic Development-Incentiv...	0.00	0.00	0.00	0.00	0.00	0.00	0.00	0.00
<b>Category: 30 - Services Total:</b>		<b>8,809.87</b>	<b>10,119.65</b>	<b>13,721.00</b>	<b>16,121.00</b>	<b>11,970.95</b>	<b>10,904.00</b>	<b>20,449.00</b>	<b>20,449.00</b>
<b>Category: 40 - Repairs</b>									
<a href="#">001-5-1601-41400</a>	Equipment Maintenance	0.00	0.00	0.00	0.00	0.00	0.00	2,000.00	2,000.00
<b>Budget Detail</b>									
<b>Budget Code</b>	<b>Description</b>	<b>Units</b>	<b>Price</b>	<b>Amount</b>					
City Commission	FY 18-19 KIP scanner & copier maintenance	0.00	0.00	2,000.00					
<b>Category: 40 - Repairs Total:</b>		<b>0.00</b>	<b>0.00</b>	<b>0.00</b>	<b>0.00</b>	<b>0.00</b>	<b>0.00</b>	<b>2,000.00</b>	<b>2,000.00</b>
<b>Category: 50 - Maintenance</b>									
<a href="#">001-5-1601-59100</a>	Grounds & Perm Fixtures	0.00	580.00	0.00	0.00	0.00	0.00	0.00	0.00
<b>Category: 50 - Maintenance Total:</b>		<b>0.00</b>	<b>580.00</b>	<b>0.00</b>	<b>0.00</b>	<b>0.00</b>	<b>0.00</b>	<b>0.00</b>	<b>0.00</b>
<b>Category: 60 - Leases</b>									
<a href="#">001-5-1601-64100</a>	Operating Lease	0.00	0.00	0.00	700.00	700.00	927.20	1,722.00	1,722.00
<b>Budget Notes</b>									
<b>Budget Code</b>	<b>Subject</b>	<b>Description</b>							
City Commission	Plotter Lease Terms	Split funded with Engineering 3000/8000 6 Pymts - FY 17-18 - \$143.50/mo 12 Pymts - FY 18-19 - \$143.50/mo 12 Pymts - FY 19-20 - \$143.50/mo 9 Pymts - FY 20-21 - \$143.50/mo							
<b>Budget Detail</b>									
<b>Budget Code</b>	<b>Description</b>	<b>Units</b>	<b>Price</b>	<b>Amount</b>					
City Commission	Plotter lease assumed by Planning	12.00	143.50	1,722.00					
<b>Category: 60 - Leases Total:</b>		<b>0.00</b>	<b>0.00</b>	<b>0.00</b>	<b>700.00</b>	<b>700.00</b>	<b>927.20</b>	<b>1,722.00</b>	<b>1,722.00</b>
<b>Division: 1601 - Planning/DevelopSvc Total:</b>		<b>158,942.42</b>	<b>163,360.19</b>	<b>172,259.00</b>	<b>176,859.00</b>	<b>163,556.76</b>	<b>171,421.20</b>	<b>193,729.00</b>	<b>193,729.00</b>



General Funds

For Fiscal: 10/2017-09/2018 Period Ending: 09/30/2018

		2016	2017	2018	2018	2018	Defined Budgets		2019	2019
		Total Activity	Total Activity	Original Budget	Total Budget (Amended)	YTD Activity	2018 Expected Annual	2019 City Manager Proposed	2019 City Commission Adopted	
<b>Division: 1602 - Building Services</b>										
<b>Category: 10 - Personnel Services</b>										
<a href="#">001-5-1602-11100</a>	Salaries & Wages	118,729.13	123,866.09	123,992.00	120,872.00	84,537.07	99,568.00	76,740.00	76,740.00	
<a href="#">001-5-1602-11200</a>	Overtime	1,177.47	592.86	800.00	800.00	114.21	800.00	800.00	800.00	
<a href="#">001-5-1602-11400</a>	Retirement - TMRS	11,299.90	11,490.09	11,893.00	11,893.00	7,143.78	9,431.00	6,863.00	6,863.00	
<a href="#">001-5-1602-11500</a>	FICA	8,874.28	9,214.86	9,547.00	9,547.00	6,300.60	7,863.00	5,932.00	5,932.00	
<a href="#">001-5-1602-11600</a>	Group Health Insurance	19,440.00	19,440.00	21,099.00	21,099.00	8,041.70	21,099.00	13,738.00	13,738.00	
<a href="#">001-5-1602-11700</a>	Workers' Compensation	498.87	479.20	480.00	480.00	205.71	210.00	167.00	167.00	
<a href="#">001-5-1602-11800</a>	Unemployment Compensation	513.00	27.01	675.00	675.00	406.02	557.00	450.00	450.00	
<a href="#">001-5-1602-12300</a>	Life Insurance	224.40	200.70	255.00	255.00	163.26	177.00	163.00	163.00	
<b>Category: 10 - Personnel Services Total:</b>		<b>160,757.05</b>	<b>165,310.81</b>	<b>168,741.00</b>	<b>165,621.00</b>	<b>106,912.35</b>	<b>139,705.00</b>	<b>104,853.00</b>	<b>104,853.00</b>	
<b>Category: 20 - Supplies</b>										
<a href="#">001-5-1602-21100</a>	Supplies	1,432.21	1,843.04	1,309.00	1,309.00	1,585.61	1,309.00	1,300.00	1,300.00	
<b>Budget Detail</b>										
<b>Budget Code</b>	<b>Description</b>	<b>Units</b>	<b>Price</b>	<b>Amount</b>						
City Commission	Core budget	0.00	0.00	1,300.00						
<a href="#">001-5-1602-21200</a>	Uniforms & Personal Wear	50.00	0.00	0.00	0.00	0.00	0.00	0.00	0.00	
<a href="#">001-5-1602-21500</a>	Motor Gas & Oil	1,364.46	1,756.99	1,572.00	1,643.00	1,626.69	1,643.00	1,725.00	1,725.00	
<b>Budget Notes</b>										
<b>Budget Code</b>	<b>Subject</b>	<b>Description</b>								
City Commission	Motor Gas & Oil	2 Vehciles								
<b>Budget Detail</b>										
<b>Budget Code</b>	<b>Description</b>	<b>Units</b>	<b>Price</b>	<b>Amount</b>						
City Commission	Based on last year allocation + % inc Gas Price:	0.00	0.00	1,725.00						
<a href="#">001-5-1602-21700</a>	Minor Eq/Furniture	612.50	270.27	450.00	450.00	76.99	450.00	0.00	0.00	
<a href="#">001-5-1602-22500</a>	Educational Materials/Supplies	306.30	65.96	300.00	1,475.00	1,474.67	1,475.00	0.00	0.00	
<a href="#">001-5-1602-22600</a>	Computers & Associated Equip	0.00	0.00	0.00	0.00	0.00	0.00	0.00	0.00	
<b>Category: 20 - Supplies Total:</b>		<b>3,765.47</b>	<b>3,936.26</b>	<b>3,631.00</b>	<b>4,877.00</b>	<b>4,763.96</b>	<b>4,877.00</b>	<b>3,025.00</b>	<b>3,025.00</b>	

**General Funds**

**For Fiscal: 10/2017-09/2018 Period Ending: 09/30/2018**

						Defined Budgets			
		2016	2017	2018	2018	2018	2018	2019	2019
		Total Activity	Total Activity	Original Budget	Total Budget (Amended)	YTD Activity	Expected Annual	City Manager Proposed	City Commission Adopted
<b>Category: 30 - Services</b>									
<a href="#">001-5-1602-31100</a>	Communications	1,227.48	1,470.73	1,111.00	1,399.00	1,398.45	1,399.00	1,548.00	1,548.00
<b>Budget Detail</b>									
<b>Budget Code</b>	<b>Description</b>	<b>Units</b>	<b>Price</b>	<b>Amount</b>					
City Commission	(1) Smartphone (\$62/mo)	12.00	62.00	744.00					
City Commission	(1) Smartphone (\$67/mo)	12.00	67.00	804.00					
<a href="#">001-5-1602-31400</a>	Professional Services	0.00	0.00	1,300.00	5,105.00	5,104.00	5,105.00	55.00	55.00
<b>Budget Detail</b>									
<b>Budget Code</b>	<b>Description</b>	<b>Units</b>	<b>Price</b>	<b>Amount</b>					
City Commission	License Fee	0.00	0.00	55.00					
<a href="#">001-5-1602-31425</a>	Prof. Services-GPS	612.00	612.00	700.00	700.00	536.00	700.00	612.00	612.00
<b>Budget Detail</b>									
<b>Budget Code</b>	<b>Description</b>	<b>Units</b>	<b>Price</b>	<b>Amount</b>					
City Commission	Monthly service costs	12.00	51.00	612.00					
<a href="#">001-5-1602-31500</a>	Printing & Publishing	1,166.74	4,045.30	2,000.00	4,753.00	4,210.33	4,753.00	5,000.00	5,000.00
<b>Budget Detail</b>									
<b>Budget Code</b>	<b>Description</b>	<b>Units</b>	<b>Price</b>	<b>Amount</b>					
City Commission	Copy Usage	0.00	0.00	4,352.00					
City Commission	Newspaper Ads	0.00	0.00	648.00					
<a href="#">001-5-1602-31600</a>	Training & Travel	2,349.56	3,737.36	3,000.00	2,928.00	1,779.59	2,927.20	3,000.00	3,000.00
<b>Budget Detail</b>									
<b>Budget Code</b>	<b>Description</b>	<b>Units</b>	<b>Price</b>	<b>Amount</b>					
City Commission	Building Official Assn of Texas Conference	2.00	1,500.00	3,000.00					
<a href="#">001-5-1602-31700</a>	Memberships & Dues	110.00	245.00	200.00	200.00	0.00	200.00	220.00	220.00
<b>Budget Detail</b>									
<b>Budget Code</b>	<b>Description</b>	<b>Units</b>	<b>Price</b>	<b>Amount</b>					
City Commission	(2) License Renewals	2.00	55.00	110.00					
City Commission	Membership	0.00	0.00	110.00					
<a href="#">001-5-1602-32400</a>	Laundry	963.67	923.98	720.00	720.00	562.01	720.00	690.00	690.00
<b>Budget Detail</b>									
<b>Budget Code</b>	<b>Description</b>	<b>Units</b>	<b>Price</b>	<b>Amount</b>					
City Commission	Laundry service	12.00	57.50	690.00					
<b>Category: 30 - Services Total:</b>		<b>6,429.45</b>	<b>11,034.37</b>	<b>9,031.00</b>	<b>15,805.00</b>	<b>13,590.38</b>	<b>15,804.20</b>	<b>11,125.00</b>	<b>11,125.00</b>

General Funds

For Fiscal: 10/2017-09/2018 Period Ending: 09/30/2018

						Defined Budgets			
		2016	2017	2018	2018	2018	2018	2019	2019
		Total Activity	Total Activity	Original Budget	Total Budget (Amended)	YTD Activity	Expected Annual	City Manager Proposed	City Commission Adopted
<b>Category: 40 - Repairs</b>									
<a href="#">001-5-1602-41100</a>	Vehicle Maintenance	580.45	470.42	500.00	500.00	438.75	500.00	500.00	500.00
<b>Budget Detail</b>									
<b>Budget Code</b>	<b>Description</b>	<b>Units</b>	<b>Price</b>	<b>Amount</b>					
City Commission	Vehicle Maintenance - 2 Vehicles	0.00	0.00	500.00					
<b>Category: 40 - Repairs Total:</b>		<b>580.45</b>	<b>470.42</b>	<b>500.00</b>	<b>500.00</b>	<b>438.75</b>	<b>500.00</b>	<b>500.00</b>	<b>500.00</b>
<b>Category: 60 - Leases</b>									
<a href="#">001-5-1602-64100</a>	Operating Lease	4,460.21	3,279.57	3,500.00	3,500.00	3,464.32	3,500.00	3,061.00	3,061.00
<b>Budget Detail</b>									
<b>Budget Code</b>	<b>Description</b>	<b>Units</b>	<b>Price</b>	<b>Amount</b>					
City Commission	Copier Lease	0.00	0.00	3,061.00					
<b>Category: 60 - Leases Total:</b>		<b>4,460.21</b>	<b>3,279.57</b>	<b>3,500.00</b>	<b>3,500.00</b>	<b>3,464.32</b>	<b>3,500.00</b>	<b>3,061.00</b>	<b>3,061.00</b>
<b>Division: 1602 - Building Services Total:</b>		<b>175,992.63</b>	<b>184,031.43</b>	<b>185,403.00</b>	<b>190,303.00</b>	<b>129,169.76</b>	<b>164,386.20</b>	<b>122,564.00</b>	<b>122,564.00</b>

General Funds

For Fiscal: 10/2017-09/2018 Period Ending: 09/30/2018

		2016	2017	2018	2018	2018	Defined Budgets		2019	2019
		Total Activity	Total Activity	Original Budget	Total Budget (Amended)	YTD Activity	2018 Expected Annual	2019 City Manager Proposed	2019 City Commission Adopted	
<b>Division: 1603 - Community Appearance</b>										
<b>Category: 10 - Personnel Services</b>										
<a href="#">001-5-1603-11100</a>	Salaries & Wages	179,595.26	181,962.00	209,434.00	209,605.00	201,381.83	209,605.00	216,358.00	216,358.00	
<a href="#">001-5-1603-11200</a>	Overtime	1,555.57	1,231.84	1,269.00	1,269.00	1,428.59	1,269.00	1,269.00	1,269.00	
<a href="#">001-5-1603-11400</a>	Retirement - TMRS	17,007.54	16,836.54	20,080.00	19,909.00	18,038.57	18,758.00	19,260.00	19,260.00	
<a href="#">001-5-1603-11500</a>	FICA	13,239.69	13,341.20	16,119.00	16,119.00	14,742.73	15,299.00	16,649.00	16,649.00	
<a href="#">001-5-1603-11600</a>	Group Health Insurance	71,106.00	71,103.00	84,100.00	84,100.00	73,933.66	84,100.00	77,379.00	77,379.00	
<a href="#">001-5-1603-11700</a>	Workers' Compensation	1,670.59	1,458.16	2,112.00	2,112.00	1,315.41	1,374.00	1,564.00	1,564.00	
<a href="#">001-5-1603-11800</a>	Unemployment Compensation	1,161.89	187.65	1,575.00	1,575.00	1,133.05	1,976.00	1,575.00	1,575.00	
<a href="#">001-5-1603-12000</a>	Car Allowance	3,627.65	0.00	0.00	0.00	0.00	0.00	0.00	0.00	
<a href="#">001-5-1603-12300</a>	Life Insurance	357.34	397.62	456.00	456.00	446.22	447.00	469.00	469.00	
<a href="#">001-5-1603-19800</a>	County 1/2 sal/ben	0.00	0.00	0.00	0.00	0.00	0.00	0.00	0.00	
<b>Category: 10 - Personnel Services Total:</b>		<b>289,321.53</b>	<b>286,518.01</b>	<b>335,145.00</b>	<b>335,145.00</b>	<b>312,420.06</b>	<b>332,828.00</b>	<b>334,523.00</b>	<b>334,523.00</b>	
<b>Category: 20 - Supplies</b>										
<a href="#">001-5-1603-21100</a>	Supplies	5,442.84	4,106.66	4,000.00	4,000.00	3,506.61	4,000.00	4,000.00	4,000.00	
<b>Budget Notes</b>										
<b>Budget Code</b>	<b>Subject</b>	<b>Description</b>								
City Commission	Supplies	Office stationary (pens, paper, copier paper, note pads, ink), cleaning supplies (for office & restrooms), weed eater string, Blades for mowers, chains for pole saw								
<a href="#">001-5-1603-21200</a>	Uniforms & Personal Wear	902.37	158.18	1,550.00	1,550.00	275.94	1,300.00	1,300.00	1,300.00	
<b>Budget Notes</b>										
<b>Budget Code</b>	<b>Subject</b>	<b>Description</b>								
City Commission	Uniforms	Vests for inspectors & operators, working gloves for operators, uniform polos for inspectors								
<b>Budget Detail</b>										
<b>Budget Code</b>	<b>Description</b>	<b>Units</b>	<b>Price</b>	<b>Amount</b>						
City Commission	Core budget	0.00	0.00	1,300.00						
<a href="#">001-5-1603-21400</a>	Chemicals	225.94	406.95	1,000.00	300.00	207.10	800.00	800.00	800.00	
<b>Budget Notes</b>										
<b>Budget Code</b>	<b>Subject</b>	<b>Description</b>								
City Commission	Chemicals	wasp spray, bug spray, tree stump killer, round up								
<b>Budget Detail</b>										
<b>Budget Code</b>	<b>Description</b>	<b>Units</b>	<b>Price</b>	<b>Amount</b>						
City Commission	Core budget	0.00	0.00	800.00						

General Funds

For Fiscal: 10/2017-09/2018 Period Ending: 09/30/2018

		2016	2017	2018	2018	Defined Budgets				
		Total Activity	Total Activity	Original Budget	Total Budget (Amended)	2018 YTD Activity	2018 Expected Annual	2019 City Manager Proposed	2019 City Commission Adopted	
<a href="#">001-5-1603-21500</a>	Motor Gas & Oil	16,343.70	8,002.70	16,268.00	5,268.00	4,075.73	3,803.00	8,000.00	8,000.00	
<b>Budget Notes</b>										
<b>Budget Code</b>	<b>Subject</b>	<b>Description</b>								
City Commission	Motor Gas & Oil	4 Vehicles 3 Mowers 1 Skid Loader								
<b>Budget Detail</b>										
<b>Budget Code</b>	<b>Description</b>	<b>Units</b>	<b>Price</b>	<b>Amount</b>						
City Commission	Core budget reduced to match expend trend	0.00	0.00	8,000.00						
<a href="#">001-5-1603-21700</a>	Minor Eq/Furniture	2,808.56	2,211.51	2,000.00	2,000.00	1,304.52	2,000.00	1,500.00	1,500.00	
<b>Budget Notes</b>										
<b>Budget Code</b>	<b>Subject</b>	<b>Description</b>								
City Commission	Minor Eq	weedeater replacements, chain saw replacements, blower, pole saw blade/chain replacement, roundup distributor, various office supplies (broom, mop, bucket)								
<b>Budget Detail</b>										
<b>Budget Code</b>	<b>Description</b>	<b>Units</b>	<b>Price</b>	<b>Amount</b>						
City Commission	Core budget	0.00	0.00	1,500.00						
<a href="#">001-5-1603-22600</a>	Computers & Associated Equip	0.00	0.00	0.00	0.00	0.00	0.00	0.00	0.00	
<b>Category: 20 - Supplies Total:</b>		<b>25,723.41</b>	<b>14,886.00</b>	<b>24,818.00</b>	<b>13,118.00</b>	<b>9,369.90</b>	<b>11,903.00</b>	<b>15,600.00</b>	<b>15,600.00</b>	
<b>Category: 30 - Services</b>										
<a href="#">001-5-1603-31100</a>	Communications	7,579.15	9,856.89	9,000.00	9,000.00	7,688.72	9,000.00	10,344.00	10,344.00	
<b>Budget Notes</b>										
<b>Budget Code</b>	<b>Subject</b>	<b>Description</b>								
City Commission	Communications	covers land lines, cell phones, internet for recycling and community appearance								
<b>Budget Detail</b>										
<b>Budget Code</b>	<b>Description</b>	<b>Units</b>	<b>Price</b>	<b>Amount</b>						
City Commission	(1) Smartphone (\$62/mo)	12.00	62.00	744.00						
City Commission	(2) Cell phones (\$21/mo)	12.00	42.00	504.00						
City Commission	(2) MiFi Devices (\$37/mo)	12.00	74.00	888.00						
City Commission	(2) Smartphone (\$67/mo)	12.00	134.00	1,608.00						
City Commission	Long distance-internet-phone svc-based on av	12.00	550.00	6,600.00						
<a href="#">001-5-1603-31300</a>	Postage & Freight	0.00	0.00	0.00	15,000.00	17,308.57	15,000.00	7,700.00	7,700.00	
<b>Budget Detail</b>										
<b>Budget Code</b>	<b>Description</b>	<b>Units</b>	<b>Price</b>	<b>Amount</b>						
City Commission	Postage for certified mailings	0.00	0.00	3,700.00						

**General Funds**

**For Fiscal: 10/2017-09/2018 Period Ending: 09/30/2018**

		2016		2017		2018		2018		Defined Budgets	
		Total Activity	Total Activity	Original Budget	Total Budget (Amended)	YTD Activity	2018 Expected Annual	2019 City Manager Proposed	2019 City Commission Adopted		
City Commission	Postage for mailing for liens	0.00	0.00	4,000.00							
<a href="#">001-5-1603-31400</a>	Professional Services	1,083.26	237.34	21,500.00	11,155.50	1,041.95	1,200.00	6,500.00	6,500.00		
<b>Budget Notes</b>											
<b>Budget Code</b>	<b>Subject</b>	<b>Description</b>									
City Commission	Pro. Services	used for port-o-potties for trash off, carpet cleaning for office									
<b>Budget Detail</b>											
<b>Budget Code</b>	<b>Description</b>	<b>Units</b>	<b>Price</b>	<b>Amount</b>							
City Commission	Core budget	0.00	0.00	1,500.00							
City Commission	FY 18-19 Perm-Lien Processing Fees	0.00	0.00	5,000.00							
<a href="#">001-5-1603-31425</a>	Prof. Services-GPS	1,224.00	1,224.00	1,500.00	1,500.00	1,072.00	1,500.00	816.00	816.00		
<b>Budget Notes</b>											
<b>Budget Code</b>	<b>Subject</b>	<b>Description</b>									
City Commission	GPS	covers gps for 4 community appearance vehicles									
<b>Budget Detail</b>											
<b>Budget Code</b>	<b>Description</b>	<b>Units</b>	<b>Price</b>	<b>Amount</b>							
City Commission	Monthly GPS service	8.00	102.00	816.00							
<a href="#">001-5-1603-31439</a>	Prof Serv-Events & Clean Up	8,046.59	10,489.47	7,000.00	7,000.00	6,916.17	7,000.00	7,000.00	7,000.00		
<b>Budget Notes</b>											
<b>Budget Code</b>	<b>Subject</b>	<b>Description</b>									
City Commission	Pro Serv Events	Covers 2 trash offs, 1 community cleanup									
<b>Budget Detail</b>											
<b>Budget Code</b>	<b>Description</b>	<b>Units</b>	<b>Price</b>	<b>Amount</b>							
City Commission	Event Cleanup	0.00	0.00	2,500.00							
City Commission	Roll Off Rental	0.00	0.00	4,500.00							
<a href="#">001-5-1603-31500</a>	Printing & Publishing	1,002.00	3,558.38	6,257.00	5,257.00	4,071.50	6,200.00	2,948.00	2,948.00		
<b>Budget Notes</b>											
<b>Budget Code</b>	<b>Subject</b>	<b>Description</b>									
City Commission	Printing & Publishing	ads for trash off, cleanup initiatives, brochures, copies for copier									
<b>Budget Detail</b>											
<b>Budget Code</b>	<b>Description</b>	<b>Units</b>	<b>Price</b>	<b>Amount</b>							
City Commission	Copy Usage	0.00	0.00	2,300.00							
City Commission	Newspaper ads	0.00	0.00	648.00							
<a href="#">001-5-1603-31501</a>	Liens & Ads	0.00	820.00	2,155.00	2,155.00	63.00	2,100.00	2,010.00	2,010.00		

**General Funds**

For Fiscal: 10/2017-09/2018 Period Ending: 09/30/2018

		2016	2017	2018	2018	2018	Defined Budgets		2019	2019
		Total Activity	Total Activity	Original Budget	Total Budget (Amended)	YTD Activity	2018 Expected Annual	2019 City Manager Proposed	2019 City Commission Adopted	
<b>Budget Notes</b>										
<b>Budget Code</b>	<b>Subject</b>	<b>Description</b>								
City Commission	Liens & Ads	file liens of properties that do not pay abatement fees								
<b>Budget Detail</b>										
<b>Budget Code</b>	<b>Description</b>	<b>Units</b>	<b>Price</b>	<b>Amount</b>						
City Commission	Core budget	0.00	0.00	2,010.00						
<a href="#">001-5-1603-31600</a>	Training & Travel	1,215.12	4,912.30	5,000.00	1,700.00	1,251.64	5,000.00	5,000.00	5,000.00	
<b>Budget Notes</b>										
<b>Budget Code</b>	<b>Subject</b>	<b>Description</b>								
City Commission	Training & Travel	covers training for 2 code officers, supervisor, admin, 2 operators								
<b>Budget Detail</b>										
<b>Budget Code</b>	<b>Description</b>	<b>Units</b>	<b>Price</b>	<b>Amount</b>						
City Commission	Core budget	0.00	0.00	5,000.00						
<a href="#">001-5-1603-31700</a>	Memberships & Dues	274.50	517.00	1,000.00	300.00	258.24	1,000.00	1,012.00	1,012.00	
<b>Budget Notes</b>										
<b>Budget Code</b>	<b>Subject</b>	<b>Description</b>								
City Commission	Memberships & Dues	membership dues for 3 code officers (includes supervisor)								
<b>Budget Detail</b>										
<b>Budget Code</b>	<b>Description</b>	<b>Units</b>	<b>Price</b>	<b>Amount</b>						
City Commission	CEAT	0.00	0.00	120.00						
City Commission	Code Enforcement License Renewal	6.00	106.00	636.00						
City Commission	Notary	2.00	128.00	256.00						
<a href="#">001-5-1603-31900</a>	Catering	777.03	754.36	777.00	777.00	585.39	777.00	977.00	977.00	
<b>Budget Notes</b>										
<b>Budget Code</b>	<b>Subject</b>	<b>Description</b>								
City Commission	Catering	water & coffee service								
<b>Budget Detail</b>										
<b>Budget Code</b>	<b>Description</b>	<b>Units</b>	<b>Price</b>	<b>Amount</b>						
City Commission	Core budget	0.00	0.00	900.00						
City Commission	EE Appreciation	7.00	11.00	77.00						
<a href="#">001-5-1603-32300</a>	Utilities	3,820.16	3,933.92	3,400.00	3,400.00	2,830.83	3,000.00	3,170.00	3,170.00	

General Funds

For Fiscal: 10/2017-09/2018 Period Ending: 09/30/2018

		2016	2017	2018	2018	2018	Defined Budgets		2019	2019
		Total Activity	Total Activity	Original Budget	Total Budget (Amended)	YTD Activity	2018 Expected Annual	City Manager Proposed	City Commission Adopted	
<b>Budget Notes</b>	<b>Subject</b>	<b>Description</b>								
City Commission	Utilities	Electricity 4 Meters - 202 W Lee Water 202 W Lee								
<b>Budget Detail</b>	<b>Description</b>	<b>Units</b>	<b>Price</b>	<b>Amount</b>						
City Commission	5% Increase for water	0.00	0.00	50.00						
City Commission	Electricity-TCAP estimate - split w/ 1701 (50/50)	0.00	0.00	2,100.00						
City Commission	Water - based on avg billings - split 1701 - 6/7	0.00	0.00	1,020.00						
<a href="#">001-5-1603-32400</a>	Laundry	413.00	624.63	750.00	750.00	693.81	750.00	759.00	759.00	
<b>Budget Notes</b>	<b>Subject</b>	<b>Description</b>								
City Commission	Laundry	laundry service for 3 operators								
<b>Budget Detail</b>	<b>Description</b>	<b>Units</b>	<b>Price</b>	<b>Amount</b>						
City Commission	Monthly laundry service	11.00	69.00	759.00						
<a href="#">001-5-1603-34001</a>	Advertising Services		0.00	0.00	0.00	0.00	0.00	0.00	0.00	
<a href="#">001-5-1603-34400</a>	Keep Kingsville Beautiful		11,525.23	10,016.50	10,000.00	5,277.28	10,000.00	10,000.00	10,000.00	
<b>Budget Notes</b>	<b>Subject</b>	<b>Description</b>								
City Commission	KKB	beautification projects, recycling education								
<b>Budget Detail</b>	<b>Description</b>	<b>Units</b>	<b>Price</b>	<b>Amount</b>						
City Commission	Annual Contribution	0.00	0.00	10,000.00						
<a href="#">001-5-1603-34500</a>	Community Appearance Beautifi...		9,942.87	484.98	10,000.00	15,000.00	14,720.00	11,135.00	12,500.00	12,500.00
<b>Budget Notes</b>	<b>Subject</b>	<b>Description</b>								
City Commission	Comm. Appearance Beautification	demolition funds								
<b>Budget Detail</b>	<b>Description</b>	<b>Units</b>	<b>Price</b>	<b>Amount</b>						
City Commission	Core budget	0.00	0.00	10,000.00						
City Commission	FY 18-19 Perm-disposal svc/rental trash offs/d	0.00	0.00	2,500.00						
<a href="#">001-5-1603-34501</a>	Community Appear-Sign Removal		0.00	0.00	0.00	0.00	0.00	0.00	0.00	0.00



General Funds

For Fiscal: 10/2017-09/2018 Period Ending: 09/30/2018

						Defined Budgets			
		2016	2017	2018	2018	2018	2018	2019	2019
		Total Activity	Total Activity	Original Budget	Total Budget (Amended)	YTD Activity	Expected Annual	City Manager Proposed	City Commission Adopted
<a href="#">001-5-1603-34502</a>	Community Appear-Citizens De...	0.00	0.00	0.00	0.00	0.00	0.00	0.00	0.00
<b>Category: 30 - Services Total:</b>		<b>46,902.91</b>	<b>47,429.77</b>	<b>78,339.00</b>	<b>82,994.50</b>	<b>63,779.10</b>	<b>73,662.00</b>	<b>70,736.00</b>	<b>70,736.00</b>
<b>Category: 40 - Repairs</b>									
<a href="#">001-5-1603-41100</a>	Vehicle Maintenance	6,593.09	4,241.16	2,700.00	2,700.00	1,978.80	2,200.00	2,700.00	2,700.00
<b>Budget Notes</b>									
<b>Budget Code</b>	<b>Subject</b>	<b>Description</b>							
City Commission	Vehicle Maintenance	maintenance for 4 vehicles							
<b>Budget Detail</b>									
<b>Budget Code</b>	<b>Description</b>	<b>Units</b>	<b>Price</b>	<b>Amount</b>					
City Commission	Core budget	0.00	0.00	2,700.00					
<a href="#">001-5-1603-41400</a>	Equipment Maintenance	623.63	1,156.33	2,000.00	2,000.00	1,192.54	1,800.00	2,000.00	2,000.00
<b>Budget Notes</b>									
<b>Budget Code</b>	<b>Subject</b>	<b>Description</b>							
City Commission	equipment maintenace	Maintenance for four vehicles, 3 mowers, 1 skid loader, 2 pole saws, 3 weed eaters, 1 chainsaw							
<b>Budget Detail</b>									
<b>Budget Code</b>	<b>Description</b>	<b>Units</b>	<b>Price</b>	<b>Amount</b>					
City Commission	Core budget	0.00	0.00	2,000.00					
<b>Category: 40 - Repairs Total:</b>		<b>7,216.72</b>	<b>5,397.49</b>	<b>4,700.00</b>	<b>4,700.00</b>	<b>3,171.34</b>	<b>4,000.00</b>	<b>4,700.00</b>	<b>4,700.00</b>
<b>Category: 50 - Maintenance</b>									
<a href="#">001-5-1603-51100</a>	Building Maintenance	764.41	0.00	0.00	0.00	0.00	0.00	0.00	0.00
<a href="#">001-5-1603-59100</a>	Grounds & Perm Fixtures	8.31	0.00	0.00	0.00	0.00	0.00	0.00	0.00
<b>Category: 50 - Maintenance Total:</b>		<b>772.72</b>	<b>0.00</b>	<b>0.00</b>	<b>0.00</b>	<b>0.00</b>	<b>0.00</b>	<b>0.00</b>	<b>0.00</b>
<b>Category: 60 - Leases</b>									
<a href="#">001-5-1603-64100</a>	Operating Lease	4,099.51	2,664.45	2,500.00	2,500.00	3,175.00	3,175.00	2,388.00	2,388.00
<b>Budget Notes</b>									
<b>Budget Code</b>	<b>Subject</b>	<b>Description</b>							
City Commission	Operating Lease	copier lease							
<b>Budget Detail</b>									
<b>Budget Code</b>	<b>Description</b>	<b>Units</b>	<b>Price</b>	<b>Amount</b>					
City Commission	Copier lease	12.00	199.00	2,388.00					
<b>Category: 60 - Leases Total:</b>		<b>4,099.51</b>	<b>2,664.45</b>	<b>2,500.00</b>	<b>2,500.00</b>	<b>3,175.00</b>	<b>3,175.00</b>	<b>2,388.00</b>	<b>2,388.00</b>
<b>Category: 70 - Capital Outlay</b>									
<a href="#">001-5-1603-71100</a>	Vehicle	0.00	0.00	0.00	0.00	0.00	0.00	0.00	0.00

General Funds

For Fiscal: 10/2017-09/2018 Period Ending: 09/30/2018

	2016 Total Activity	2017 Total Activity	2018 Original Budget	2018 Total Budget (Amended)	2018 YTD Activity	Defined Budgets		2019 City Manager Proposed	2019 City Commission Adopted
						2018 Expected Annual			
<a href="#">001-5-1603-71200</a> Machinery/Equipment	0.00	0.00	0.00	1,044.50	1,044.72	0.00	0.00	0.00	
<b>Category: 70 - Capital Outlay Total:</b>	<b>0.00</b>	<b>0.00</b>	<b>0.00</b>	<b>1,044.50</b>	<b>1,044.72</b>	<b>0.00</b>	<b>0.00</b>	<b>0.00</b>	
<b>Division: 1603 - Community Appearance Total:</b>	<b>374,036.80</b>	<b>356,895.72</b>	<b>445,502.00</b>	<b>439,502.00</b>	<b>392,960.12</b>	<b>425,568.00</b>	<b>427,947.00</b>	<b>427,947.00</b>	

General Funds

For Fiscal: 10/2017-09/2018 Period Ending: 09/30/2018

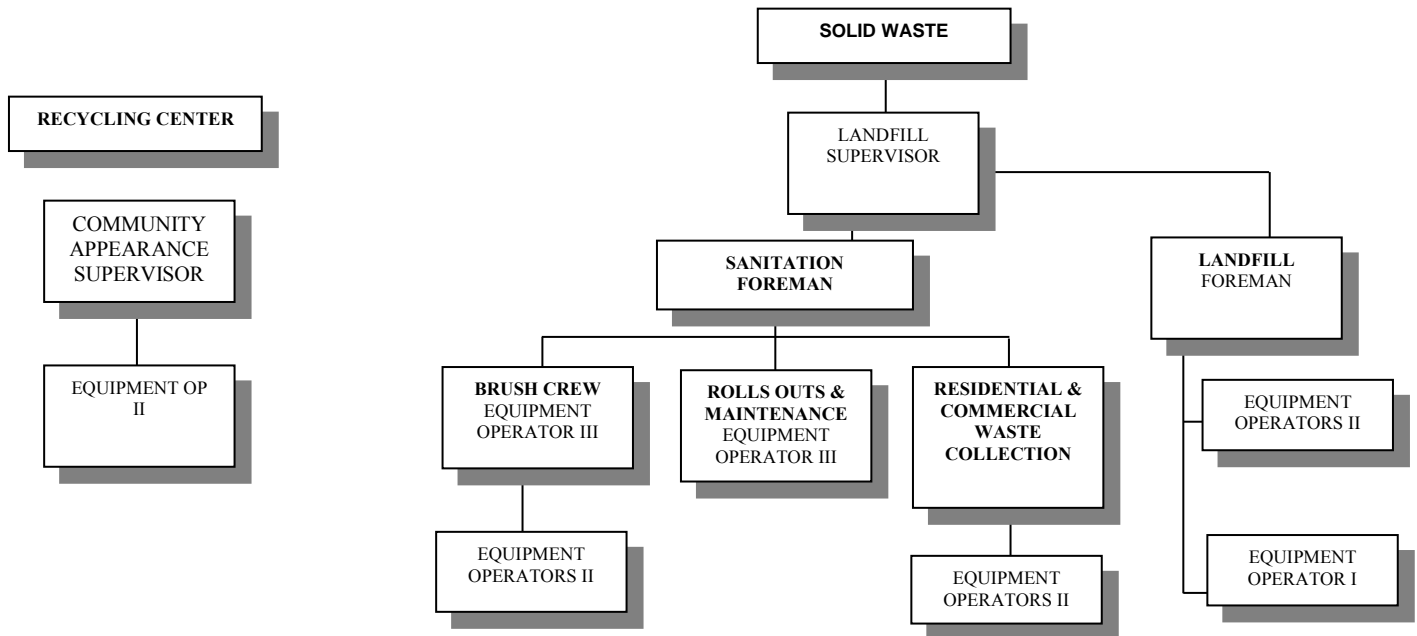
						Defined Budgets			
		2016	2017	2018	2018	2018	2018	2019	2019
		Total Activity	Total Activity	Original Budget	Total Budget (Amended)	YTD Activity	Expected Annual	City Manager Proposed	City Commission Adopted
<b>Division: 1604 - Downtown</b>									
<b>Category: 10 - Personnel Services</b>									
<a href="#">001-5-1604-11100</a>	Salaries & Wages	0.00	48,620.93	48,693.00	48,994.00	47,121.05	48,994.00	51,157.00	51,157.00
<a href="#">001-5-1604-11200</a>	Overtime	0.00	0.00	0.00	0.00	0.00	0.00	0.00	0.00
<a href="#">001-5-1604-11400</a>	Retirement - TMRS	0.00	4,488.48	4,641.00	4,353.00	4,188.11	4,353.00	4,528.00	4,528.00
<a href="#">001-5-1604-11500</a>	FICA	0.00	3,672.69	3,725.00	3,711.00	3,559.02	3,699.00	3,914.00	3,914.00
<a href="#">001-5-1604-11600</a>	Group Health Insurance	0.00	6,370.30	6,869.00	6,870.00	6,869.04	6,870.00	6,869.00	6,869.00
<a href="#">001-5-1604-11700</a>	Workers' Compensation	0.00	92.63	93.00	93.00	60.71	64.00	59.00	59.00
<a href="#">001-5-1604-11800</a>	Unemployment Compensation	0.00	9.00	225.00	225.00	162.00	225.00	225.00	225.00
<a href="#">001-5-1604-12000</a>	Car Allowance	0.00	0.00	0.00	0.00	0.00	0.00	0.00	0.00
<a href="#">001-5-1604-12300</a>	Life Insurance	0.00	104.58	106.00	106.00	105.84	106.00	108.00	108.00
<b>Category: 10 - Personnel Services Total:</b>		<b>0.00</b>	<b>63,358.61</b>	<b>64,352.00</b>	<b>64,352.00</b>	<b>62,065.77</b>	<b>64,311.00</b>	<b>66,860.00</b>	<b>66,860.00</b>
<b>Category: 20 - Supplies</b>									
<a href="#">001-5-1604-21100</a>	Supplies	0.00	711.20	700.00	703.00	791.85	700.00	700.00	700.00
<b>Budget Detail</b>									
<b>Budget Code</b>	<b>Description</b>	<b>Units</b>	<b>Price</b>	<b>Amount</b>					
City Commission	Core budget	0.00	0.00	700.00					
<a href="#">001-5-1604-21700</a>	Minor Eq/Furniture	0.00	124.85	0.00	0.00	14.99	0.00	0.00	0.00
<b>Category: 20 - Supplies Total:</b>		<b>0.00</b>	<b>836.05</b>	<b>700.00</b>	<b>703.00</b>	<b>806.84</b>	<b>700.00</b>	<b>700.00</b>	<b>700.00</b>
<b>Category: 30 - Services</b>									
<a href="#">001-5-1604-31100</a>	Communications	0.00	752.65	744.00	744.00	726.67	723.00	804.00	804.00
<b>Budget Detail</b>									
<b>Budget Code</b>	<b>Description</b>	<b>Units</b>	<b>Price</b>	<b>Amount</b>					
City Commission	(1) Smartphone (\$67/mo)	12.00	67.00	804.00					
<a href="#">001-5-1604-31300</a>	Postage & Freight	0.00	42.41	0.00	100.00	55.14	100.00	100.00	100.00
<b>Budget Detail</b>									
<b>Budget Code</b>	<b>Description</b>	<b>Units</b>	<b>Price</b>	<b>Amount</b>					
City Commission	FY 18-19 Addtl core	0.00	0.00	100.00					
<a href="#">001-5-1604-31400</a>	Professional Services	0.00	0.00	0.00	0.00	0.00	0.00	0.00	0.00
<a href="#">001-5-1604-31420</a>	PrfSrv-Bandstand Utilities	0.00	878.92	1,000.00	900.00	802.77	887.00	0.00	0.00
<a href="#">001-5-1604-31500</a>	Printing & Publishing	0.00	445.27	500.00	1,246.20	1,246.20	500.00	500.00	500.00

General Funds

For Fiscal: 10/2017-09/2018 Period Ending: 09/30/2018

					Defined Budgets					
			2016	2017	2018	2018	2018	2019	2019	
			Total Activity	Total Activity	Original Budget	Total Budget (Amended)	YTD Activity	Expected Annual	City Manager Proposed	City Commission Adopted
<b>Budget Detail</b>										
<b>Budget Code</b>	<b>Description</b>	<b>Units</b>	<b>Price</b>	<b>Amount</b>						
City Commission	Core budget	0.00	0.00	500.00						
<a href="#">001-5-1604-31600</a>	Training & Travel		0.00	1,245.79	2,500.00	2,206.80	2,175.06	2,456.00	2,500.00	2,500.00
<b>Budget Detail</b>										
<b>Budget Code</b>	<b>Description</b>	<b>Units</b>	<b>Price</b>	<b>Amount</b>						
City Commission	Downtown Assn Conference	0.00	0.00	1,200.00						
City Commission	Main Street Conference	0.00	0.00	1,300.00						
<a href="#">001-5-1604-31700</a>	Membership & Dues		0.00	1,534.00	2,375.00	2,388.00	2,319.00	2,319.00	2,375.00	2,375.00
<b>Budget Detail</b>										
<b>Budget Code</b>	<b>Description</b>	<b>Units</b>	<b>Price</b>	<b>Amount</b>						
City Commission	Main Street	0.00	0.00	350.00						
City Commission	Miscellaneous Memberships	0.00	0.00	313.00						
City Commission	Rotary	0.00	0.00	752.00						
City Commission	STWLG	0.00	0.00	40.00						
City Commission	Texas Historical Society	0.00	0.00	535.00						
City Commission	TX Downtown Association	0.00	0.00	385.00						
<a href="#">001-5-1604-31900</a>	Catering		0.00	0.00	11.00	11.00	0.00	11.00	211.00	211.00
<b>Budget Detail</b>										
<b>Budget Code</b>	<b>Description</b>	<b>Units</b>	<b>Price</b>	<b>Amount</b>						
City Commission	EE Appreciation	1.00	11.00	11.00						
City Commission	FY18-19 One-time-Imagine Possibilities Tour	0.00	0.00	200.00						
<a href="#">001-5-1604-32301</a>	Utilities-La Posada (Downtown)		0.00	347.06	500.00	531.00	530.84	531.00	0.00	0.00
	<b>Category: 30 - Services Total:</b>		<b>0.00</b>	<b>5,246.10</b>	<b>7,630.00</b>	<b>8,127.00</b>	<b>7,855.68</b>	<b>7,527.00</b>	<b>6,490.00</b>	<b>6,490.00</b>
	<b>Category: 50 - Maintenance</b>									
<a href="#">001-5-1604-59100</a>	Grounds & Perm Fixtures		0.00	0.00	0.00	0.00	0.00	0.00	0.00	0.00
	<b>Category: 50 - Maintenance Total:</b>		<b>0.00</b>	<b>0.00</b>	<b>0.00</b>	<b>0.00</b>	<b>0.00</b>	<b>0.00</b>	<b>0.00</b>	<b>0.00</b>
	<b>Division: 1604 - Downtown Total:</b>		<b>0.00</b>	<b>69,440.76</b>	<b>72,682.00</b>	<b>73,182.00</b>	<b>70,728.29</b>	<b>72,538.00</b>	<b>74,050.00</b>	<b>74,050.00</b>
	<b>AcctType: 5 - Expense Total:</b>		<b>708,971.85</b>	<b>773,728.10</b>	<b>875,846.00</b>	<b>879,846.00</b>	<b>756,414.93</b>	<b>833,913.40</b>	<b>818,290.00</b>	<b>818,290.00</b>
	<b>Department : 160 - Planning /DevlopSvcs Surplus (Deficit):</b>		<b>-370,608.02</b>	<b>-476,042.54</b>	<b>-557,721.00</b>	<b>-561,721.00</b>	<b>-517,909.30</b>	<b>-554,697.40</b>	<b>-559,290.00</b>	<b>-559,290.00</b>

# SOLID WASTE MANAGEMENT



The Solid Waste Management Division is comprised of three divisions: Recycle Center, Sanitation Collection and Landfill.

## RECYCLE CENTER

### DESCRIPTION

Recycling Center collaborates with Sanitation Division and Landfill Division to collect City's recycling. Materials accepted include:



- Aluminum cans & scraps
- Foil, pie tins, and soda cans
- Bi-Metal, steel, & tin cans
- Metal lids; soup, fruit, vegetable, & pet food cans, etc.
- Corrugated Cardboard
- Paper – Computer, mixed, & newspaper

The Recycling Center also offers document shredding services by appointment and offers a Recycled Reading Room where books are available to take, return, keep or share.

### PERFORMANCE MEASURES

Item	2017	2018 YTD	2019 Estimate
Recyclables	158	127	150
Cardboard	90	62	75

## GOALS & OBJECTIVES

Goals & Objectives	City Commission Vision
<p><b>Goal:</b> Collect recyclables in the safest most expedient manner possible at the best cost to the City.</p> <p><b>Objective:</b> Identify areas that streamline operations reduce costs.</p>	<div style="display: flex; flex-direction: column; align-items: center;"> <div style="display: flex; align-items: center; margin-bottom: 20px;">  <div style="margin-left: 10px;"> <p>Clean and Healthy Environment</p> </div> </div> <div style="display: flex; align-items: center;">  <div style="margin-left: 10px;"> <p>Superior City Services</p> </div> </div> </div>

## FY 18-19 BUDGET HIGHLIGHTS

Division	Change	Personnel	Operations	Capital Outlay	Total Changes
FY 17-18 Original Budget	\$7,794	\$0	\$7,794	\$0	\$7,794
FY 18-19 Adopted Budget	\$15,521	\$0	\$15,521	\$0	\$15,521
1701 - Recycle Center	\$7,727	\$0	\$7,727	\$0	\$7,727

### Change Description

#### Operations



- **Overall Supplies Category:**
  - Increase in motor gas & oil
- **Overall Services Category:**
  - Increase in professional services
  - Approved supplemental request for Increase in professional hauler fees - \$8,000

SANITATION COLLECTION

DESCRIPTION

The Sanitation Collection division collects garbage from over 7,500 homes and business each month. Sanitation Collection has divided the City of Kingsville into 7 zones. Residential roll-outs in Zones 1-4 are serviced on Mondays and Thursdays while Zones 5-8 are serviced on Tuesday and Friday. Commercial pick up is available five days a week.

GOALS AND OBJECTIVES

Goals & Objectives	City Commission Vision
<p><b>Goal:</b> Provides all sanitation services for the city of Kingsville including: litter control and abatements, city brush control, landfill operations, white goods program, adopt a truck program and special waste programs.</p> <p><b>Objective:</b> Increase the sanitation functions that will beautify the city collecting municipal waste and disposing the waste in an efficient manner for generations.</p>	<div style="display: flex; flex-direction: column; align-items: center;"> <div style="display: flex; align-items: center; margin-bottom: 20px;">  <div style="margin-left: 10px;"> <p>Superior City Services</p> </div> </div> <div style="display: flex; align-items: center;">  <div style="margin-left: 10px;"> <p>Clean and Healthy Environment</p> </div> </div> </div>

PERFORMANCE MEASURES

Item	2017	2018 YTD	2019 Estimate
New Accounts	795	636	750
Damaged Roll Outs	747	711	850

# SOLID WASTE MANAGEMENT

## FY 18-19 BUDGET HIGHLIGHTS

Division	Change	Personnel	Operations	Capital Outlay	Total Changes
FY 17-18 Original Budget	\$953,189	\$647,718	\$305,471	\$0	\$953,189
FY 18-19 Adopted Budget	\$978,622	\$675,968	\$302,654	\$0	\$978,622
1702 - Sanitation Collection	\$25,433	\$28,250	(\$2,817)	\$0	\$25,433

### Change Description

#### Personnel

- 2% COLA increases - \$8,115
- Anniversary increases - \$2,309
- Decrease in TMRS rate
- Decrease in Workers Comp Experience modifier rate
- Change in health insurance coverage election
- Approved supplemental request for increase in overtime - \$7,738

#### Operations



- **Overall Supplies Category:**
  - Increase in motor gas & oil
- **Overall Services Category:**
  - Decrease in professional services-GPS, professional services-software, membership & dues, and catering
- **Overall Repairs Category:**
  - Increase in rollouts & dumpsters maintenance
  - Decrease in vehicle maintenance

## LANDFILL

### DESCRIPTION

The Landfill Division provides a safe and efficient way to dispose of the refuse from the city and surrounding rural areas. The Landfill Division closely works with the Recycling Center and the Sanitation Collection Division to collect the City's solid waste, brush and recycling.

### GOALS AND OBJECTIVES

Goals & Objectives	City Commission Vision
<p><b>Goal:</b> Serve the City of Kingsville and its surrounding areas, while maintaining the Landfill in compliance with the Texas Commission on Environmental Quality.</p>	 Superior City Services
<p><b>Objective:</b> Strive to improve the quality of service provided.</p>	 Clean and Healthy Environment



## SOLID WASTE MANAGEMENT

### PERFORMANCE MEASURES (in tons)

Item	2017	2018 YTD	2019 Estimate
City – Commercial Garbage	6744	4932	5900
City – Residential Garbage	10278	8784	10540
Outside – Garbage	6866	4510	N/A
City – Construction & Debris	786	1223	1450
Commercial – Construction & Debris	4360	3139	3750
Residential – Construction & Debris	805	430	500
Total Brush	2994	2007	2408
Trash Off	N/A	N/A	N/A

### FY 18-19 BUDGET HIGHLIGHTS

Division	Change	Personnel	Operations	Capital Outlay	Total Changes
FY 17-18 Original Budget	\$1,308,957	\$448,319	\$542,422	\$318,216	\$1,308,957
FY 18-19 Adopted Budget	\$1,018,747	\$496,647	\$522,100	\$0	\$1,018,747
1703 - Landfill	(\$290,210)	\$48,328	(\$20,322)	(\$318,216)	(\$290,210)

#### Change Description

##### Personnel

- 2% COLA increases - \$5,492
- Anniversary increases - \$973
- Decrease in TMRS rate
- Decrease in Workers Comp Experience modifier rate
- Increase in health care due to coverage election change
- Approved supplemental request for Equipment Operator II Part-time to Full-time - \$30,393

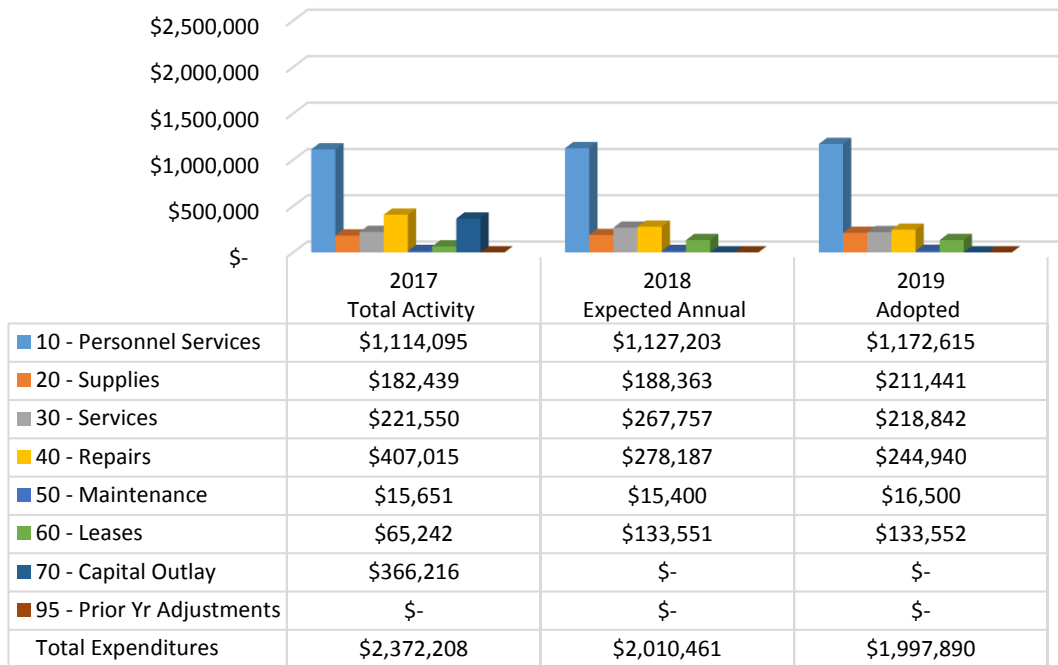
##### Operations

- **Overall Supplies Category:**
  - Increase in motor gas & oil
- **Overall Services Category:**
  - Increase in communications, catering, utilities, and laundry
  - Decrease in professional services-GPS
- **Overall Repairs Category:**
  - Decrease in vehicle maintenance
  - Removed prior year supplement for one-time dozer repair - \$20,000
- **Overall Maintenance Category:**
  - Increase in grounds & permanent fixtures
- **Overall Leases Category:**
  - Increase in leases

##### Capital Outlay

- Removed prior year supplemental for one-time purchase - initial lease recordation - \$318,216

## Department 170-Solid Waste Management



■ 10 - Personnel Services    ■ 20 - Supplies    ■ 30 - Services  
■ 40 - Repairs    ■ 50 - Maintenance    ■ 60 - Leases  
■ 70 - Capital Outlay    ■ 95 - Prior Yr Adjustments

General Funds

For Fiscal: 10/2017-09/2018 Period Ending: 09/30/2018

		2016	2017	2018	2018	2018	Defined Budgets		
		Total Activity	Total Activity	Original Budget	Total Budget (Amended)	YTD Activity	2018 Expected Annual	2019 City Manager Proposed	2019 City Commission Adopted
<b>Department : 170 - Solid Waste Management</b> <b>AcctType: 4 - Revenue</b> <b>Division: 1700 - Solid Waste Managmnt</b>									
<a href="#">001-4-1700-81100</a>	Landfill Fees	318,606.11	381,206.94	370,000.00	370,000.00	324,708.31	359,417.00	370,000.00	370,000.00
<a href="#">001-4-1700-81200</a>	Garbage Fees	2,739,349.46	2,734,351.15	2,800,000.00	2,800,000.00	2,624,238.28	2,687,213.00	2,800,000.00	2,800,000.00
<a href="#">001-4-1700-81205</a>	Garbage Fees - Additional	0.00	36.00	0.00	0.00	0.00	0.00	0.00	0.00
<a href="#">001-4-1700-81700</a>	Penalty Fee on Garbage Fees	31,858.37	32,809.55	32,000.00	32,000.00	33,529.70	34,237.00	32,000.00	32,000.00
<a href="#">001-4-1700-89000</a>	Solid Waste Miscellaneous	2,805.57	3,068.64	3,500.00	3,500.00	4,097.14	3,500.00	3,500.00	3,500.00
<a href="#">001-4-1700-91001</a>	Solid Waste Metal Revenue	2,309.15	3,999.00	1,000.00	1,000.00	678.00	1,000.00	1,500.00	1,500.00
<a href="#">001-4-1700-91200</a>	Recycling Revenue	199.11	1,736.36	250.00	250.00	3,597.85	1,930.00	250.00	250.00
<a href="#">001-4-1700-99000</a>	Miscellaneous	0.00	0.00	200.00	200.00	0.00	200.00	50.00	50.00
<b>Division: 1700 - Solid Waste Managmnt Total:</b>		<b>3,095,127.77</b>	<b>3,157,207.64</b>	<b>3,206,950.00</b>	<b>3,206,950.00</b>	<b>2,990,849.28</b>	<b>3,087,497.00</b>	<b>3,207,300.00</b>	<b>3,207,300.00</b>

General Funds

For Fiscal: 10/2017-09/2018 Period Ending: 09/30/2018

						Defined Budgets			
		2016	2017	2018	2018	2018	2018	2019	2019
		Total Activity	Total Activity	Original Budget	Total Budget (Amended)	YTD Activity	Expected Annual	City Manager Proposed	City Commission Adopted
Division: 1702 - Sanitation Collection									
<a href="#">001-4-1702-59947</a>	Other Inc - Lease Purchase	0.00	0.00	318,216.00	318,216.00	0.00	0.00	0.00	0.00
<b>Division: 1702 - Sanitation Collection Total:</b>		<b>0.00</b>	<b>0.00</b>	<b>318,216.00</b>	<b>318,216.00</b>	<b>0.00</b>	<b>0.00</b>	<b>0.00</b>	<b>0.00</b>

General Funds

For Fiscal: 10/2017-09/2018 Period Ending: 09/30/2018

	2016 Total Activity	2017 Total Activity	2018 Original Budget	2018 Total Budget (Amended)	2018 YTD Activity	Defined Budgets 2018 Expected Annual	2019 City Manager Proposed	2019 City Commission Adopted
Division: 1703 - Landfill								
<a href="#">001-4-1703-59947</a> Other Income - Lease Purchase	0.00	318,216.00	0.00	0.00	0.00	0.00	0.00	0.00
<b>Division: 1703 - Landfill Total:</b>	<b>0.00</b>	<b>318,216.00</b>	<b>0.00</b>	<b>0.00</b>	<b>0.00</b>	<b>0.00</b>	<b>0.00</b>	<b>0.00</b>
<b>AcctType: 4 - Revenue Total:</b>	<b>3,095,127.77</b>	<b>3,475,423.64</b>	<b>3,525,166.00</b>	<b>3,525,166.00</b>	<b>2,990,849.28</b>	<b>3,087,497.00</b>	<b>3,207,300.00</b>	<b>3,207,300.00</b>

General Funds

For Fiscal: 10/2017-09/2018 Period Ending: 09/30/2018

		2016	2017	2018	2018	2018	Defined Budgets		2019	2019
		Total Activity	Total Activity	Original Budget	Total Budget (Amended)	YTD Activity	2018 Expected Annual	2019 City Manager Proposed	2019 City Commission Adopted	
<b>AcctType: 5 - Expense</b>										
<b>Division: 1701 - Admin - Recycling Center</b>										
<b>Category: 10 - Personnel Services</b>										
<a href="#">001-5-1701-11100</a>	Salaries & Wages	21,093.78	21,167.47	0.00	0.00	0.00	0.00	0.00	0.00	0.00
<a href="#">001-5-1701-11200</a>	Overtime	922.73	387.88	0.00	0.00	0.00	0.00	0.00	0.00	0.00
<a href="#">001-5-1701-11400</a>	Retirement - TMRS	2,070.44	1,994.53	0.00	0.00	0.00	0.00	0.00	0.00	0.00
<a href="#">001-5-1701-11500</a>	FICA	1,638.39	1,618.18	0.00	0.00	0.00	0.00	0.00	0.00	0.00
<a href="#">001-5-1701-11600</a>	Group Health Insurance	6,325.00	6,325.00	0.00	0.00	0.00	0.00	0.00	0.00	0.00
<a href="#">001-5-1701-11700</a>	Workers' Compensation	920.62	677.67	0.00	0.00	0.00	0.00	0.00	0.00	0.00
<a href="#">001-5-1701-11800</a>	Unemployment Compensation	173.99	8.98	0.00	0.00	0.00	0.00	0.00	0.00	0.00
<a href="#">001-5-1701-12300</a>	Life Insurance	43.18	35.64	0.00	0.00	0.00	0.00	0.00	0.00	0.00
<b>Category: 10 - Personnel Services Total:</b>		<b>33,188.13</b>	<b>32,215.35</b>	<b>0.00</b>	<b>0.00</b>	<b>0.00</b>	<b>0.00</b>	<b>0.00</b>	<b>0.00</b>	<b>0.00</b>
<b>Category: 20 - Supplies</b>										
<a href="#">001-5-1701-21100</a>	Supplies	28.93	146.06	500.00	500.00	337.50	500.00	500.00	500.00	500.00
<b>Budget Notes</b>										
<b>Budget Code</b>	<b>Subject</b>	<b>Description</b>								
City Commission	Supplies	Brochures for recycling education								
<b>Budget Detail</b>										
<b>Budget Code</b>	<b>Description</b>	<b>Units</b>	<b>Price</b>	<b>Amount</b>						
City Commission	Core budget	0.00	0.00	500.00						
<a href="#">001-5-1701-21200</a>	Uniforms & Personal Wear	0.00	27.64	0.00	0.00	0.00	0.00	0.00	0.00	0.00
<a href="#">001-5-1701-21500</a>	Motor Gas & Oil	103.92	180.95	163.00	163.00	115.84	163.00	200.00	200.00	200.00
<b>Budget Notes</b>										
<b>Budget Code</b>	<b>Subject</b>	<b>Description</b>								
City Commission	Motor Gas & Oil	gas & oil for 1 fork lift								
<b>Budget Detail</b>										
<b>Budget Code</b>	<b>Description</b>	<b>Units</b>	<b>Price</b>	<b>Amount</b>						
City Commission	Based on FY trend + % inc for gas prices	0.00	0.00	200.00						
<a href="#">001-5-1701-21700</a>	Minor Eq/Furniture	0.00	257.03	0.00	0.00	0.00	0.00	0.00	0.00	0.00
<a href="#">001-5-1701-22400</a>	Medical Supplies	0.00	0.00	50.00	50.00	0.00	50.00	50.00	50.00	50.00
<b>Budget Notes</b>										
<b>Budget Code</b>	<b>Subject</b>	<b>Description</b>								
City Commission	Medical Supplies	medical supplies for recycling center								

General Funds

For Fiscal: 10/2017-09/2018 Period Ending: 09/30/2018

					Defined Budgets							
					2018	2018	2019	2019				
					Total Activity	Total Activity	Original Budget	Total Budget (Amended)	YTD Activity	Expected Annual	City Manager Proposed	City Commission Adopted
<b>Budget Detail</b>												
<b>Budget Code</b>	<b>Description</b>	<b>Units</b>	<b>Price</b>	<b>Amount</b>								
City Commission	Core budget	0.00	0.00	50.00								
<b>Category: 20 - Supplies Total:</b>					<b>132.85</b>	<b>611.68</b>	<b>713.00</b>	<b>713.00</b>	<b>453.34</b>	<b>713.00</b>	<b>750.00</b>	<b>750.00</b>
<b>Category: 30 - Services</b>												
<a href="#">001-5-1701-31100</a>	Communications		1,072.97	1,044.68	1,181.00	1,181.00	493.77	538.00	1,181.00	1,181.00		
<b>Budget Notes</b>												
<b>Budget Code</b>	<b>Subject</b>			<b>Description</b>								
City Commission	Communcations			covers cell phone recycling center								
<b>Budget Detail</b>												
<b>Budget Code</b>	<b>Description</b>	<b>Units</b>	<b>Price</b>	<b>Amount</b>								
City Commission	(1) Cell Phone (\$25/mo)	12.00	25.00	300.00								
City Commission	(1) Recycle Center Fax	12.00	25.00	300.00								
City Commission	Additional communications needs	0.00	0.00	581.00								
<a href="#">001-5-1701-31400</a>	Professional Services		3,040.35	2,526.39	2,000.00	8,000.00	8,000.00	8,001.00	10,000.00	10,000.00		
<b>Budget Notes</b>												
<b>Budget Code</b>	<b>Subject</b>			<b>Description</b>								
City Commission	Professional Services			services for balers or compactor								
<b>Budget Detail</b>												
<b>Budget Code</b>	<b>Description</b>	<b>Units</b>	<b>Price</b>	<b>Amount</b>								
City Commission	FY18-19 Increased Hauler Fees - Permanent	0.00	0.00	8,000.00								
City Commission	Monthly recycling pickup services	0.00	0.00	2,000.00								
<a href="#">001-5-1701-31500</a>	Printing & Publishing		0.00	0.00	0.00	0.00	0.00	0.00	0.00	0.00	0.00	0.00
<a href="#">001-5-1701-31600</a>	Training & Travel		0.00	0.00	0.00	0.00	0.00	0.00	0.00	0.00	0.00	0.00
<a href="#">001-5-1701-31900</a>	Catering		40.77	22.00	0.00	0.00	0.00	0.00	0.00	0.00	0.00	0.00
<a href="#">001-5-1701-32300</a>	Utilities		2,937.29	3,036.52	2,600.00	2,600.00	2,149.23	2,319.00	2,290.00	2,290.00		
<b>Budget Detail</b>												
<b>Budget Code</b>	<b>Description</b>	<b>Units</b>	<b>Price</b>	<b>Amount</b>								
City Commission	5% Increase for water	0.00	0.00	10.00								
City Commission	Electricity-TCAP estimate - split w/ 1603 (50/50)	0.00	0.00	2,100.00								
City Commission	Water - based on avg billings - split 1701 - 6/7	0.00	0.00	180.00								
<a href="#">001-5-1701-32400</a>	Laundry		340.60	451.00	0.00	0.00	0.00	0.00	0.00	0.00	0.00	0.00
<b>Category: 30 - Services Total:</b>					<b>7,431.98</b>	<b>7,080.59</b>	<b>5,781.00</b>	<b>11,781.00</b>	<b>10,643.00</b>	<b>10,858.00</b>	<b>13,471.00</b>	<b>13,471.00</b>

General Funds

For Fiscal: 10/2017-09/2018 Period Ending: 09/30/2018

		2016	2017	2018	2018	Defined Budgets		2019	2019
		Total Activity	Total Activity	Original Budget	Total Budget (Amended)	2018 YTD Activity	2018 Expected Annual	City Manager Proposed	City Commission Adopted
<b>Category: 40 - Repairs</b>									
<a href="#">001-5-1701-41100</a>	Vehicle Maintenance	500.58	1,046.03	800.00	800.00	375.37	600.00	800.00	800.00
<b>Budget Notes</b>									
<b>Budget Code</b>	<b>Subject</b>	<b>Description</b>							
City Commission	Vehicle Maintenance	Maintenance for Forklift							
<b>Budget Detail</b>									
<b>Budget Code</b>	<b>Description</b>	<b>Units</b>	<b>Price</b>	<b>Amount</b>					
City Commission	Core budget	0.00	0.00	800.00					
<b>Category: 40 - Repairs Total:</b>		<b>500.58</b>	<b>1,046.03</b>	<b>800.00</b>	<b>800.00</b>	<b>375.37</b>	<b>600.00</b>	<b>800.00</b>	<b>800.00</b>
<b>Category: 50 - Maintenance</b>									
<a href="#">001-5-1701-51100</a>	Building Maintenance	0.00	25.90	0.00	0.00	0.00	0.00	0.00	0.00
<a href="#">001-5-1701-59100</a>	Grounds & Perm Fixtures	347.46	227.37	500.00	500.00	321.00	500.00	500.00	500.00
<b>Budget Notes</b>									
<b>Budget Code</b>	<b>Subject</b>	<b>Description</b>							
City Commission	Grounds & Perm Fixtures	Signage for recycling center, repairs for overnight drop cage							
<b>Budget Detail</b>									
<b>Budget Code</b>	<b>Description</b>	<b>Units</b>	<b>Price</b>	<b>Amount</b>					
City Commission	Signage	0.00	0.00	500.00					
<b>Category: 50 - Maintenance Total:</b>		<b>347.46</b>	<b>253.27</b>	<b>500.00</b>	<b>500.00</b>	<b>321.00</b>	<b>500.00</b>	<b>500.00</b>	<b>500.00</b>
<b>Division: 1701 - Admin - Recycling Center Total:</b>		<b>41,601.00</b>	<b>41,206.92</b>	<b>7,794.00</b>	<b>13,794.00</b>	<b>11,792.71</b>	<b>12,671.00</b>	<b>15,521.00</b>	<b>15,521.00</b>



General Funds

For Fiscal: 10/2017-09/2018 Period Ending: 09/30/2018

					Defined Budgets					
					2018	2018	2019	2019		
					YTD Activity	Expected Annual	City Manager Proposed	City Commission Adopted		
					2018	2018	2019	2019		
					Total Activity	Total Activity	Original Budget	Total Budget (Amended)		
<b>Division: 1702 - Sanitation Collection</b>										
<b>Category: 10 - Personnel Services</b>										
<a href="#">001-5-1702-11100</a>	Salaries & Wages		442,685.13	403,443.96	402,640.00	402,640.00	385,613.50	401,555.00	413,883.00	413,883.00
<a href="#">001-5-1702-11200</a>	Overtime		11,252.97	14,893.15	7,762.00	21,762.00	31,976.81	26,000.00	15,500.00	15,500.00
<b>Budget Detail</b>										
<b>Budget Code</b>	<b>Description</b>	<b>Units</b>	<b>Price</b>	<b>Amount</b>						
City Commission	Core budget	0.00	0.00	7,762.00						
City Commission	FY 18-19 - One Time additional OT	0.00	0.00	7,738.00						
<a href="#">001-5-1702-11400</a>	Retirement - TMRS		47,219.53	38,695.05	39,175.00	39,175.00	37,158.21	39,540.00	38,059.00	38,059.00
<a href="#">001-5-1702-11500</a>	FICA		37,222.96	30,448.90	31,447.00	31,447.00	30,253.70	32,170.00	32,899.00	32,899.00
<a href="#">001-5-1702-11600</a>	Group Health Insurance		158,068.40	147,901.00	146,568.00	146,568.00	157,239.85	157,310.00	160,973.00	160,973.00
<a href="#">001-5-1702-11700</a>	Workers' Compensation		19,956.53	15,879.55	15,425.00	15,425.00	10,509.92	10,900.00	9,931.00	9,931.00
<a href="#">001-5-1702-11800</a>	Unemployment Compensation		3,016.58	320.65	3,150.00	3,150.00	2,273.68	2,732.00	3,150.00	3,150.00
<a href="#">001-5-1702-12200</a>	Certification Pay		685.53	660.14	661.00	661.00	634.75	661.00	661.00	661.00
<a href="#">001-5-1702-12300</a>	Life Insurance		970.19	886.68	890.00	890.00	868.86	869.00	912.00	912.00
<b>Category: 10 - Personnel Services Total:</b>			<b>721,077.82</b>	<b>653,129.08</b>	<b>647,718.00</b>	<b>661,718.00</b>	<b>656,529.28</b>	<b>671,737.00</b>	<b>675,968.00</b>	<b>675,968.00</b>
<b>Category: 20 - Supplies</b>										
<a href="#">001-5-1702-21100</a>	Supplies		1,746.55	1,422.56	1,500.00	1,500.00	1,126.10	1,500.00	1,500.00	1,500.00
<b>Budget Detail</b>										
<b>Budget Code</b>	<b>Description</b>	<b>Units</b>	<b>Price</b>	<b>Amount</b>						
City Commission	Office Supplies, Deodorizers, Cleaners, Towels	0.00	0.00	1,500.00						
<a href="#">001-5-1702-21200</a>	Uniforms & Personal Wear		1,423.94	677.22	1,000.00	1,285.00	1,205.92	1,226.00	1,000.00	1,000.00
<b>Budget Detail</b>										
<b>Budget Code</b>	<b>Description</b>	<b>Units</b>	<b>Price</b>	<b>Amount</b>						
City Commission	Eyewear, Vests, Gloves, Boot Reimbursements	0.00	0.00	1,000.00						
<a href="#">001-5-1702-21400</a>	Chemicals		1,402.50	0.00	1,000.00	1,000.00	833.84	1,000.00	1,000.00	1,000.00
<b>Budget Detail</b>										
<b>Budget Code</b>	<b>Description</b>	<b>Units</b>	<b>Price</b>	<b>Amount</b>						
City Commission	Degreaser for cleaning trucks, rollouts, dumps	0.00	0.00	1,000.00						
<a href="#">001-5-1702-21500</a>	Motor Gas & Oil		75,357.92	94,844.11	89,055.00	89,055.00	99,534.45	89,055.00	108,150.00	108,150.00
<b>Budget Notes</b>										
<b>Budget Code</b>	<b>Subject</b>	<b>Description</b>								
City Commission	Motor Gas & Oil	22 Vehicles plus equipment								

General Funds

For Fiscal: 10/2017-09/2018 Period Ending: 09/30/2018

					Defined Budgets							
					2018	2018	2019	2019				
					Total Activity	Total Activity	Original Budget	Total Budget (Amended)	YTD Activity	Expected Annual	City Manager Proposed	City Commission Adopted
<b>Budget Detail</b>												
<b>Budget Code</b>	<b>Description</b>	<b>Units</b>	<b>Price</b>	<b>Amount</b>								
City Commission	Based on last FY trend + % inc for gas prices	0.00	0.00	108,150.00								
<a href="#">001-5-1702-21700</a>	Minor Eq/Furniture		1,279.20	401.70	1,000.00	1,832.00	1,384.95	1,432.00	1,000.00	1,000.00		
<b>Budget Detail</b>												
<b>Budget Code</b>	<b>Description</b>	<b>Units</b>	<b>Price</b>	<b>Amount</b>								
City Commission	Debris Hand Tools, Polesaws	0.00	0.00	1,000.00								
<a href="#">001-5-1702-22000</a>	Rollouts & Dumpsters		19.91	25,691.95	0.00	0.00	0.00	0.00	0.00	0.00		
<a href="#">001-5-1702-22400</a>	Medical Supplies		0.00	46.70	50.00	50.00	43.93	50.00	50.00	50.00		
<b>Budget Detail</b>												
<b>Budget Code</b>	<b>Description</b>	<b>Units</b>	<b>Price</b>	<b>Amount</b>								
City Commission	First-Aid Kits	0.00	0.00	50.00								
<a href="#">001-5-1702-22600</a>	Computers & Associated Equip		0.00	0.00	0.00	0.00	0.00	0.00	0.00	0.00		
	<b>Category: 20 - Supplies Total:</b>		<b>81,230.02</b>	<b>123,084.24</b>	<b>93,605.00</b>	<b>94,722.00</b>	<b>104,129.19</b>	<b>94,263.00</b>	<b>112,700.00</b>	<b>112,700.00</b>		
	<b>Category: 30 - Services</b>											
<a href="#">001-5-1702-31100</a>	Communications		692.10	295.62	1,500.00	1,500.00	89.04	1,500.00	1,500.00	1,500.00		
<b>Budget Detail</b>												
<b>Budget Code</b>	<b>Description</b>	<b>Units</b>	<b>Price</b>	<b>Amount</b>								
City Commission	Core budget	0.00	0.00	1,500.00								
<a href="#">001-5-1702-31300</a>	Postage & Freight		0.00	0.00	0.00	0.00	0.00	0.00	0.00	0.00		
<a href="#">001-5-1702-31425</a>	Prof. Services-GPS		4,590.00	4,590.00	5,000.00	5,000.00	3,934.50	5,000.00	3,060.00	3,060.00		
<b>Budget Detail</b>												
<b>Budget Code</b>	<b>Description</b>	<b>Units</b>	<b>Price</b>	<b>Amount</b>								
City Commission	gps service	15.00	204.00	3,060.00								
<a href="#">001-5-1702-31434</a>	PrfSrv-Rehrig Software Maint		8,400.00	8,400.00	9,500.00	9,500.00	7,099.20	9,500.00	8,400.00	8,400.00		
<b>Budget Detail</b>												
<b>Budget Code</b>	<b>Description</b>	<b>Units</b>	<b>Price</b>	<b>Amount</b>								
City Commission	Annual Cart Subscription, Rehrig Software & Tr	12.00	700.00	8,400.00								
<a href="#">001-5-1702-31500</a>	Printing & Publishing		0.00	516.59	400.00	400.00	377.50	400.00	400.00	400.00		
<b>Budget Detail</b>												
<b>Budget Code</b>	<b>Description</b>	<b>Units</b>	<b>Price</b>	<b>Amount</b>								
City Commission	Door Hangers, Business Cards	0.00	0.00	400.00								
<a href="#">001-5-1702-31600</a>	Training & Travel		72.00	636.00	1,000.00	968.00	167.00	968.00	1,000.00	1,000.00		

General Funds

For Fiscal: 10/2017-09/2018 Period Ending: 09/30/2018

					Defined Budgets					
			2016	2017	2018	2018	2018	2018	2019	2019
			Total Activity	Total Activity	Original Budget	Total Budget (Amended)	YTD Activity	Expected Annual	City Manager Proposed	City Commission Adopted
<b>Budget Detail</b>										
<b>Budget Code</b>	<b>Description</b>	<b>Units</b>	<b>Price</b>	<b>Amount</b>						
City Commission	Conference, Training, CEU's	0.00	0.00	1,000.00						
<a href="#">001-5-1702-31700</a>	Memberships & Dues		36.04	0.00	200.00	200.00	128.00	128.00	200.00	200.00
<b>Budget Detail</b>										
<b>Budget Code</b>	<b>Description</b>	<b>Units</b>	<b>Price</b>	<b>Amount</b>						
City Commission	APWA Membership	0.00	0.00	200.00						
<a href="#">001-5-1702-31900</a>	Catering		180.00	0.00	154.00	154.00	0.00	154.00	0.00	0.00
<a href="#">001-5-1702-31910</a>	Catering-Employee Appreciation		0.00	264.00	0.00	0.00	0.00	0.00	154.00	154.00
<b>Budget Detail</b>										
<b>Budget Code</b>	<b>Description</b>	<b>Units</b>	<b>Price</b>	<b>Amount</b>						
City Commission	Employee Appreciation	14.00	11.00	154.00						
<a href="#">001-5-1702-32110</a>	State Fees-TCEQ Penalty		0.00	0.00	0.00	0.00	0.00	0.00	0.00	0.00
<a href="#">001-5-1702-32400</a>	Laundry		3,870.60	3,483.10	3,600.00	3,600.00	3,075.15	3,600.00	3,600.00	3,600.00
<b>Budget Detail</b>										
<b>Budget Code</b>	<b>Description</b>	<b>Units</b>	<b>Price</b>	<b>Amount</b>						
City Commission	Laundry service for uniforms	0.00	0.00	3,600.00						
<b>Category: 30 - Services Total:</b>			<b>17,840.74</b>	<b>18,185.31</b>	<b>21,354.00</b>	<b>21,322.00</b>	<b>14,870.39</b>	<b>21,250.00</b>	<b>18,314.00</b>	<b>18,314.00</b>
<b>Category: 40 - Repairs</b>										
<a href="#">001-5-1702-41100</a>	Vehicle Maintenance		146,942.79	238,939.34	171,912.00	154,912.00	162,810.80	171,912.00	150,000.00	150,000.00
<b>Budget Detail</b>										
<b>Budget Code</b>	<b>Description</b>	<b>Units</b>	<b>Price</b>	<b>Amount</b>						
City Commission	Repairs for trucks & tractors, tires	0.00	0.00	150,000.00						
<a href="#">001-5-1702-41400</a>	Equipment Maintenance		175.10	172.33	100.00	115.00	112.50	112.50	100.00	100.00
<b>Budget Detail</b>										
<b>Budget Code</b>	<b>Description</b>	<b>Units</b>	<b>Price</b>	<b>Amount</b>						
City Commission	Core budget	0.00	0.00	100.00						
<a href="#">001-5-1702-41600</a>	Maint - Rollouts & Dumpsters		1,275.96	814.77	2,500.00	1,400.00	580.00	1,800.00	5,540.00	5,540.00
<b>Budget Detail</b>										
<b>Budget Code</b>	<b>Description</b>	<b>Units</b>	<b>Price</b>	<b>Amount</b>						
City Commission	Additional maintenance	0.00	0.00	3,040.00						
City Commission	Maintenance for rollouts & dumpsters, warnin	0.00	0.00	2,500.00						
<b>Category: 40 - Repairs Total:</b>			<b>148,393.85</b>	<b>239,926.44</b>	<b>174,512.00</b>	<b>156,427.00</b>	<b>163,503.30</b>	<b>173,824.50</b>	<b>155,640.00</b>	<b>155,640.00</b>

General Funds

For Fiscal: 10/2017-09/2018 Period Ending: 09/30/2018

		2016		2017		2018		2018		Defined Budgets	
		Total Activity	Total Activity	Original Budget	Total Budget (Amended)	YTD Activity	2018 Expected Annual	2019 City Manager Proposed	2019 City Commission Adopted		
<b>Category: 50 - Maintenance</b>											
<a href="#">001-5-1702-59100</a>	Grounds & Perm Fixtures	5.13	0.00	1,000.00	1,000.00	945.00	1,000.00	1,000.00	1,000.00		
<b>Budget Detail</b>											
<b>Budget Code</b>	<b>Description</b>	<b>Units</b>	<b>Price</b>	<b>Amount</b>							
City Commission	Maintenance for Enclosures	0.00	0.00	1,000.00							
<b>Category: 50 - Maintenance Total:</b>		<b>5.13</b>	<b>0.00</b>	<b>1,000.00</b>	<b>1,000.00</b>	<b>945.00</b>	<b>1,000.00</b>	<b>1,000.00</b>	<b>1,000.00</b>		
<b>Category: 70 - Capital Outlay</b>											
<a href="#">001-5-1702-71100</a>	Vehicle	0.00	0.00	0.00	0.00	0.00	0.00	0.00	0.00		
<a href="#">001-5-1702-71200</a>	Machinery/Equipment	0.00	0.00	0.00	0.00	0.00	0.00	0.00	0.00		
<b>Category: 70 - Capital Outlay Total:</b>		<b>0.00</b>	<b>0.00</b>	<b>0.00</b>	<b>0.00</b>	<b>0.00</b>	<b>0.00</b>	<b>0.00</b>	<b>0.00</b>		
<b>Category: 95 - Prior Yr Adjustments</b>											
<a href="#">001-5-1702-95000</a>	Bad Debt	5,629.71	8,302.68	15,000.00	15,000.00	0.00	15,000.00	15,000.00	15,000.00		
<b>Category: 95 - Prior Yr Adjustments Total:</b>		<b>5,629.71</b>	<b>8,302.68</b>	<b>15,000.00</b>	<b>15,000.00</b>	<b>0.00</b>	<b>15,000.00</b>	<b>15,000.00</b>	<b>15,000.00</b>		
<b>Division: 1702 - Sanitation Collection Total:</b>		<b>974,177.27</b>	<b>1,042,627.75</b>	<b>953,189.00</b>	<b>950,189.00</b>	<b>939,977.16</b>	<b>977,074.50</b>	<b>978,622.00</b>	<b>978,622.00</b>		

General Funds

For Fiscal: 10/2017-09/2018 Period Ending: 09/30/2018

		2016	2017	2018	2018	2018	Defined Budgets		2019	2019
		Total Activity	Total Activity	Original Budget	Total Budget (Amended)	YTD Activity	2018 Expected Annual	2019 City Manager Proposed	2019 City Commission Adopted	
<b>Division: 1703 - Landfill</b>										
<b>Category: 10 - Personnel Services</b>										
<a href="#">001-5-1703-11100</a>	Salaries & Wages	229,727.61	252,781.25	262,084.00	265,480.28	256,315.80	270,341.00	288,090.00	288,090.00	
<a href="#">001-5-1703-11200</a>	Overtime	9,821.73	13,689.90	10,971.00	18,207.44	19,328.52	15,750.00	18,971.00	18,971.00	
<a href="#">001-5-1703-11400</a>	Retirement - TMRS	23,545.69	24,383.30	26,217.00	24,321.07	23,359.27	24,011.00	27,356.00	27,356.00	
<a href="#">001-5-1703-11500</a>	FICA	19,972.05	20,536.84	21,045.00	21,045.00	20,077.08	20,636.00	23,647.00	23,647.00	
<a href="#">001-5-1703-11600</a>	Group Health Insurance	97,170.00	103,801.00	112,729.00	116,683.25	112,085.85	112,729.00	126,640.00	126,640.00	
<a href="#">001-5-1703-11700</a>	Workers' Compensation	11,505.32	10,894.61	10,673.00	9,029.84	7,197.65	7,331.00	7,241.00	7,241.00	
<a href="#">001-5-1703-11800</a>	Unemployment Compensation	1,701.31	95.67	2,025.00	1,521.06	1,457.01	2,089.00	2,025.00	2,025.00	
<a href="#">001-5-1703-12200</a>	Certification Pay	1,873.36	2,040.48	2,041.00	2,041.00	1,962.00	2,041.00	2,041.00	2,041.00	
<a href="#">001-5-1703-12300</a>	Life Insurance	485.86	527.94	534.00	537.12	537.12	538.00	636.00	636.00	
<b>Category: 10 - Personnel Services Total:</b>		<b>395,802.93</b>	<b>428,750.99</b>	<b>448,319.00</b>	<b>458,866.06</b>	<b>442,320.30</b>	<b>455,466.00</b>	<b>496,647.00</b>	<b>496,647.00</b>	
<b>Category: 20 - Supplies</b>										
<a href="#">001-5-1703-21100</a>	Supplies	1,786.39	1,490.60	1,500.00	1,600.00	1,501.30	1,500.00	1,500.00	1,500.00	
<b>Budget Detail</b>										
<b>Budget Code</b>	<b>Description</b>	<b>Units</b>	<b>Price</b>	<b>Amount</b>						
City Commission	Field Supplies, Cleaning Supplies, Restroom Su	0.00	0.00	1,500.00						
<a href="#">001-5-1703-21200</a>	Uniforms & Personal Wear	812.03	971.69	1,000.00	1,150.00	980.50	1,000.00	1,000.00	1,000.00	
<b>Budget Detail</b>										
<b>Budget Code</b>	<b>Description</b>	<b>Units</b>	<b>Price</b>	<b>Amount</b>						
City Commission	Boot Reimbursements, PPE	0.00	0.00	1,000.00						
<a href="#">001-5-1703-21400</a>	Chemicals	194.75	193.33	200.00	200.00	83.22	200.00	200.00	200.00	
<b>Budget Detail</b>										
<b>Budget Code</b>	<b>Description</b>	<b>Units</b>	<b>Price</b>	<b>Amount</b>						
City Commission	Acetylene & Oxygen Tanks, Insecticides	0.00	0.00	200.00						
<a href="#">001-5-1703-21500</a>	Motor Gas & Oil	65,068.38	55,785.13	85,949.00	76,086.94	60,234.92	83,634.00	90,245.00	90,245.00	
<b>Budget Notes</b>										
<b>Budget Code</b>	<b>Subject</b>	<b>Description</b>								
City Commission	Motor Gas & Oil	3 Vehicles Equipment								
<b>Budget Detail</b>										
<b>Budget Code</b>	<b>Description</b>	<b>Units</b>	<b>Price</b>	<b>Amount</b>						
City Commission	Based on PY Trend + % inc for gas prices	0.00	0.00	90,245.00						

**General Funds**

For Fiscal: 10/2017-09/2018 Period Ending: 09/30/2018

					Defined Budgets							
					2016	2017	2018	2018	2018	2019	2019	
					Total Activity	Total Activity	Original Budget	Total Budget (Amended)	YTD Activity	Expected Annual	City Manager Proposed	City Commission Adopted
<a href="#">001-5-1703-21700</a>	Minor Eq/Furniture				6,975.16	245.31	4,986.00	6,986.00	6,040.63	6,993.00	4,986.00	4,986.00
<b>Budget Detail</b>												
<b>Budget Code</b>	<b>Description</b>	<b>Units</b>	<b>Price</b>	<b>Amount</b>								
City Commission	1 ADC Tarp, Hand Tools, Weedeater, Office Su	0.00	0.00	4,986.00								
<a href="#">001-5-1703-22400</a>	Medical Supplies				59.18	57.23	60.00	60.00	59.70	60.00	60.00	60.00
<b>Budget Detail</b>												
<b>Budget Code</b>	<b>Description</b>	<b>Units</b>	<b>Price</b>	<b>Amount</b>								
City Commission	First Aid Kits	0.00	0.00	60.00								
<a href="#">001-5-1703-22600</a>	Computers & Associated Equip				0.00	0.00	0.00	0.00	0.00	0.00	0.00	0.00
<b>Category: 20 - Supplies Total:</b>					<b>74,895.89</b>	<b>58,743.29</b>	<b>93,695.00</b>	<b>86,082.94</b>	<b>68,900.27</b>	<b>93,387.00</b>	<b>97,991.00</b>	<b>97,991.00</b>
<b>Category: 30 - Services</b>												
<a href="#">001-5-1703-31100</a>	Communications				1,929.71	2,176.81	2,900.00	2,900.00	2,242.82	2,900.00	2,900.00	2,900.00
<b>Budget Detail</b>												
<b>Budget Code</b>	<b>Description</b>	<b>Units</b>	<b>Price</b>	<b>Amount</b>								
City Commission	(1) MiFi device (\$40/mo)	12.00	40.00	480.00								
City Commission	(1) Smartphone (\$62/mo)	12.00	62.00	744.00								
City Commission	Phone and internet svc-based on avg	0.00	0.00	976.00								
City Commission	Win VRS Agmt	0.00	0.00	700.00								
<a href="#">001-5-1703-31400</a>	Professional Services				116,798.25	110,894.93	99,000.00	170,550.00	173,508.66	168,770.00	99,000.00	99,000.00
<b>Budget Detail</b>												
<b>Budget Code</b>	<b>Description</b>	<b>Units</b>	<b>Price</b>	<b>Amount</b>								
City Commission	Engineering Services, lab results, tire trailers	0.00	0.00	99,000.00								
<a href="#">001-5-1703-31425</a>	Prof. Services-GPS				612.00	612.00	936.00	936.00	536.00	936.00	612.00	612.00
<b>Budget Detail</b>												
<b>Budget Code</b>	<b>Description</b>	<b>Units</b>	<b>Price</b>	<b>Amount</b>								
City Commission	gps service	3.00	204.00	612.00								
<a href="#">001-5-1703-31500</a>	Printing & Publishing				0.00	0.00	0.00	0.00	0.00	0.00	0.00	0.00
<a href="#">001-5-1703-31600</a>	Training & Travel				1,577.57	0.00	2,000.00	2,112.00	2,111.04	2,112.00	2,000.00	2,000.00
<b>Budget Detail</b>												
<b>Budget Code</b>	<b>Description</b>	<b>Units</b>	<b>Price</b>	<b>Amount</b>								
City Commission	License Renewals, Training, CEU's	0.00	0.00	2,000.00								
<a href="#">001-5-1703-31700</a>	Memberships & Dues				281.00	281.00	300.00	300.00	281.00	300.00	300.00	300.00

General Funds

For Fiscal: 10/2017-09/2018 Period Ending: 09/30/2018

					Defined Budgets					
			2016	2017	2018	2018	2018	2019	2019	
			Total Activity	Total Activity	Original Budget	Total Budget (Amended)	YTD Activity	Expected Annual	City Manager Proposed	City Commission Adopted
<b>Budget Detail</b>										
<b>Budget Code</b>	<b>Description</b>	<b>Units</b>	<b>Price</b>	<b>Amount</b>						
City Commission	SWANA Membership	0.00	0.00	300.00						
<a href="#">001-5-1703-31800</a>	Equipment Rent		16,429.04	39,094.02	16,998.00	18,201.00	17,643.65	17,701.00	16,998.00	16,998.00
<b>Budget Detail</b>										
<b>Budget Code</b>	<b>Description</b>	<b>Units</b>	<b>Price</b>	<b>Amount</b>						
City Commission	Renting of Heavy Equipmment	0.00	0.00	16,998.00						
<a href="#">001-5-1703-31900</a>	Catering		725.25	687.50	714.00	714.00	714.00	714.00	769.00	769.00
<b>Budget Detail</b>										
<b>Budget Code</b>	<b>Description</b>	<b>Units</b>	<b>Price</b>	<b>Amount</b>						
City Commission	EE Appreciation	8.00	11.00	88.00						
City Commission	Everest Water	0.00	0.00	681.00						
<a href="#">001-5-1703-32100</a>	State Fees		33,494.75	33,177.36	55,000.00	35,000.00	33,848.07	34,000.00	55,000.00	55,000.00
<b>Budget Detail</b>										
<b>Budget Code</b>	<b>Description</b>	<b>Units</b>	<b>Price</b>	<b>Amount</b>						
City Commission	TCEQ Quarterly, Annual Fees,	0.00	0.00	55,000.00						
<a href="#">001-5-1703-32300</a>	Utilities		5,390.13	6,176.08	4,300.00	5,800.00	6,172.53	5,700.00	6,460.00	6,460.00
<b>Budget Detail</b>										
<b>Budget Code</b>	<b>Description</b>	<b>Units</b>	<b>Price</b>	<b>Amount</b>						
City Commission	Est. Electric - Nueces Electric	0.00	0.00	5,800.00						
City Commission	Est. Water - Ricardo Water Supply	12.00	55.00	660.00						
<a href="#">001-5-1703-32400</a>	Laundry		3,311.97	3,184.20	2,516.00	2,516.00	2,403.72	2,516.00	3,018.00	3,018.00
<b>Budget Detail</b>										
<b>Budget Code</b>	<b>Description</b>	<b>Units</b>	<b>Price</b>	<b>Amount</b>						
City Commission	Laundry Service for Uniforms - Rounded	12.00	251.50	3,018.00						
<b>Category: 30 - Services Total:</b>			<b>180,549.67</b>	<b>196,283.90</b>	<b>184,664.00</b>	<b>239,029.00</b>	<b>239,461.49</b>	<b>235,649.00</b>	<b>187,057.00</b>	<b>187,057.00</b>
<b>Category: 40 - Repairs</b>										
<a href="#">001-5-1703-41100</a>	Vehicle Maintenance		88,334.46	165,144.73	108,012.00	98,812.00	101,110.78	100,262.00	85,000.00	85,000.00
<b>Budget Detail</b>										
<b>Budget Code</b>	<b>Description</b>	<b>Units</b>	<b>Price</b>	<b>Amount</b>						
City Commission	Heavy Eq. & Truck repairs, Tires, PM's	0.00	0.00	85,000.00						
<a href="#">001-5-1703-41400</a>	Equipment Maintenance		3,463.95	897.51	3,500.00	3,500.00	3,250.00	3,500.00	3,500.00	3,500.00

General Funds

For Fiscal: 10/2017-09/2018 Period Ending: 09/30/2018

					Defined Budgets					
			2016	2017	2018	2018	2018	2018	2019	2019
			Total Activity	Total Activity	Original Budget	Total Budget (Amended)	YTD Activity	Expected Annual	City Manager Proposed	City Commission Adopted
<b>Budget Detail</b>	<b>Description</b>	<b>Units</b>	<b>Price</b>	<b>Amount</b>						
<b>Budget Code</b>										
City Commission	Scag & Workhorse Complete service, air comp	0.00	0.00	3,500.00						
<b>Category: 40 - Repairs Total:</b>			<b>91,798.41</b>	<b>166,042.24</b>	<b>111,512.00</b>	<b>102,312.00</b>	<b>104,360.78</b>	<b>103,762.00</b>	<b>88,500.00</b>	<b>88,500.00</b>
<b>Category: 50 - Maintenance</b>										
<a href="#">001-5-1703-51100</a>	Building Maintenance		1,535.82	0.00	0.00	0.00	0.00	0.00	0.00	0.00
<a href="#">001-5-1703-59100</a>	Grounds & Perm Fixtures		10,244.89	15,397.36	19,000.00	13,900.00	13,402.60	13,900.00	15,000.00	15,000.00
<b>Budget Detail</b>	<b>Description</b>	<b>Units</b>	<b>Price</b>	<b>Amount</b>						
<b>Budget Code</b>										
City Commission	Fencing, Concrete materials, signage	0.00	0.00	15,000.00						
<a href="#">001-5-1703-59200</a>	Landfill Closure Cost		0.00	0.00	0.00	0.00	0.00	0.00	0.00	0.00
<b>Category: 50 - Maintenance Total:</b>			<b>11,780.71</b>	<b>15,397.36</b>	<b>19,000.00</b>	<b>13,900.00</b>	<b>13,402.60</b>	<b>13,900.00</b>	<b>15,000.00</b>	<b>15,000.00</b>
<b>Category: 60 - Leases</b>										
<a href="#">001-5-1703-64100</a>	Operating Lease		0.00	0.00	0.00	0.00	0.00	0.00	0.00	0.00
<a href="#">001-5-1703-64200</a>	Capital Lease-Principle		58,255.18	59,928.49	122,320.00	122,320.00	122,319.21	122,320.00	125,547.00	125,547.00
<b>Budget Notes</b>	<b>Subject</b>	<b>Description</b>								
<b>Budget Code</b>										
City Commission	Compactor/Dozer Remaining Pymt Schedule	Dozer Schedule 4/28/19 - \$62,125.40 4/28/20 - \$63,616.41 4/28/21 - \$65,143.21 4/28/22 - \$66,760.64  Compactor Schedule Last payment 5/19/19 - \$63,421.70								
<b>Budget Detail</b>	<b>Description</b>	<b>Units</b>	<b>Price</b>	<b>Amount</b>						
<b>Budget Code</b>										
City Commission	Compactor Principal Payment	0.00	0.00	63,421.00						
City Commission	Dozer Principal Payment	0.00	0.00	62,126.00						
<a href="#">001-5-1703-64201</a>	Capital Lease-Interest		6,987.19	5,313.88	11,231.00	11,231.00	11,230.76	11,231.00	8,005.00	8,005.00

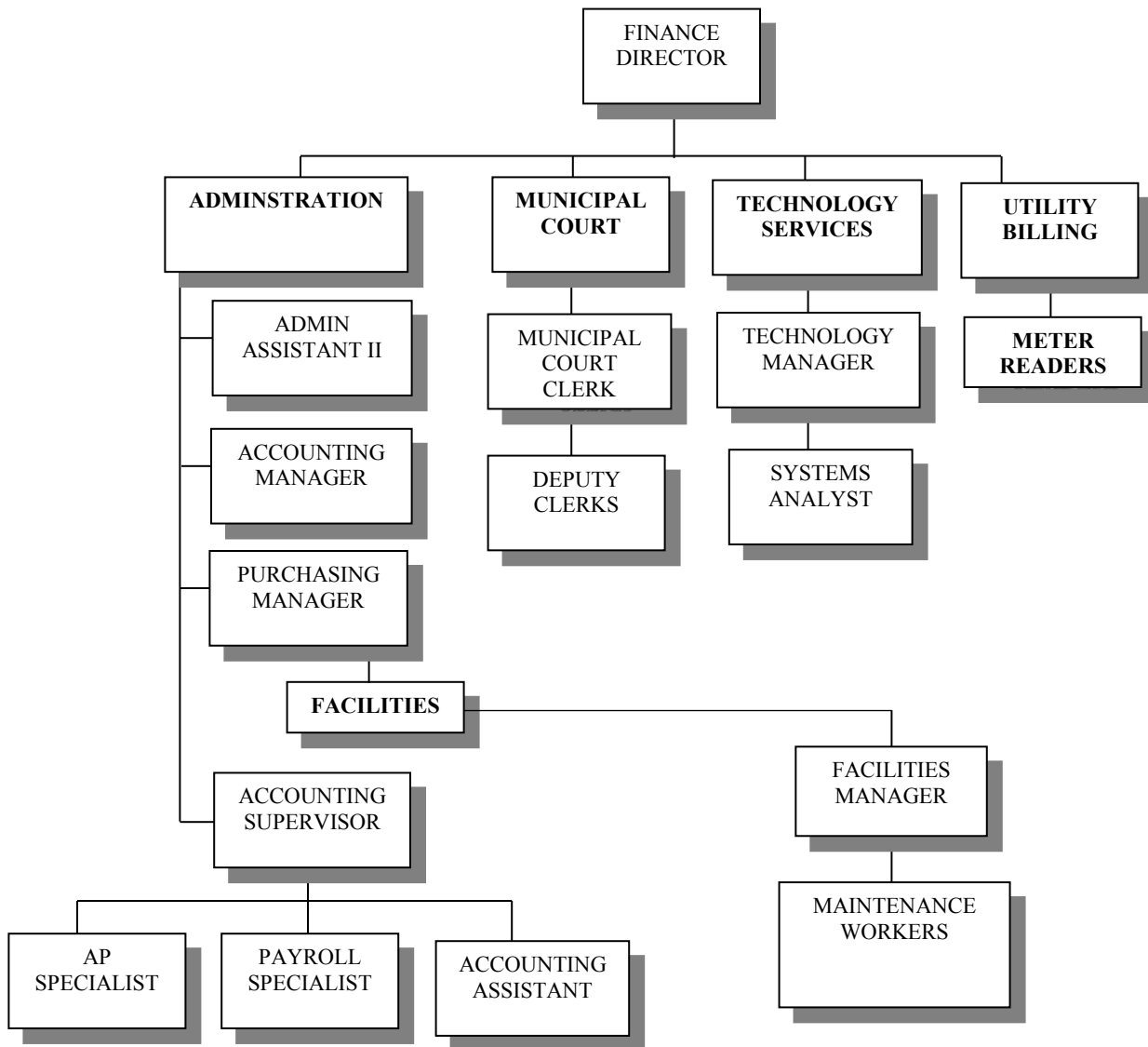


General Funds

For Fiscal: 10/2017-09/2018 Period Ending: 09/30/2018

			Defined Budgets							
			2016	2017	2018	2018	2018	2018	2019	2019
			Total Activity	Total Activity	Original Budget	Total Budget (Amended)	YTD Activity	Expected Annual	City Manager Proposed	City Commission Adopted
<b>Budget Notes</b>										
<b>Budget Code</b>	<b>Subject</b>	<b>Description</b>								
City Commission	Dozer/Compactor Remaining Interest Payment	4/28/19 - \$6,182.20 4/28/20 - \$4,691.19 4/28/21 - \$3,164.40 4/28/22 - \$1,600.96								
		Compactor Schedule Last Payment - 5/5/19 - \$1,821.67								
<b>Budget Detail</b>										
<b>Budget Code</b>	<b>Description</b>		<b>Units</b>	<b>Price</b>	<b>Amount</b>					
City Commission	Compactor Interest Payment		0.00	0.00	1,822.00					
City Commission	Dozer Interest Payment		0.00	0.00	6,183.00					
	<b>Category: 60 - Leases Total:</b>		<b>65,242.37</b>	<b>65,242.37</b>	<b>133,551.00</b>	<b>133,551.00</b>	<b>133,549.97</b>	<b>133,551.00</b>	<b>133,552.00</b>	<b>133,552.00</b>
	<b>Category: 70 - Capital Outlay</b>									
<a href="#">001-5-1703-71100</a>	Vehicle		0.00	0.00	0.00	0.00	0.00	0.00	0.00	0.00
<a href="#">001-5-1703-71200</a>	Machinery/Equipment		0.00	366,216.00	318,216.00	318,216.00	0.00	0.00	0.00	0.00
	<b>Category: 70 - Capital Outlay Total:</b>		<b>0.00</b>	<b>366,216.00</b>	<b>318,216.00</b>	<b>318,216.00</b>	<b>0.00</b>	<b>0.00</b>	<b>0.00</b>	<b>0.00</b>
	<b>Category: 95 - Prior Yr Adjustments</b>									
<a href="#">001-5-1703-95000</a>	Bad Debt		0.00	0.00	0.00	0.00	0.00	0.00	0.00	0.00
	<b>Category: 95 - Prior Yr Adjustments Total:</b>		<b>0.00</b>	<b>0.00</b>	<b>0.00</b>	<b>0.00</b>	<b>0.00</b>	<b>0.00</b>	<b>0.00</b>	<b>0.00</b>
	<b>Division: 1703 - Landfill Total:</b>		<b>820,069.98</b>	<b>1,296,676.15</b>	<b>1,308,957.00</b>	<b>1,351,957.00</b>	<b>1,001,995.41</b>	<b>1,035,715.00</b>	<b>1,018,747.00</b>	<b>1,018,747.00</b>
	<b>AcctType: 5 - Expense Total:</b>		<b>1,835,848.25</b>	<b>2,380,510.82</b>	<b>2,269,940.00</b>	<b>2,315,940.00</b>	<b>1,953,765.28</b>	<b>2,025,460.50</b>	<b>2,012,890.00</b>	<b>2,012,890.00</b>
<b>Department : 170 - Solid Waste Management Surplus (Deficit):</b>			<b>1,259,279.52</b>	<b>1,094,912.82</b>	<b>1,255,226.00</b>	<b>1,209,226.00</b>	<b>1,037,084.00</b>	<b>1,062,036.50</b>	<b>1,194,410.00</b>	<b>1,194,410.00</b>

# FINANCE



The Finance Department is comprised of Finance Administration, Municipal Court, Facilities Maintenance, Technology Services and the Utility Business Office in the Utility Fund.

## FINANCE ADMINISTRATION

### DESCRIPTION




Finance Administration is responsible for accounting, accounts payable, payroll, purchasing, budget preparation, fiscal reporting, grant accounting, debt service, and internal audit. Finance Administration also works closely with Municipal Court and the Utility Billing Office.

**DEPARTMENT ACCOMPLISHMENTS**

For Fiscal Year 17-18:

1. Received an unqualified opinion from the internal auditor.
2. Removed long-standing audit finding by reconciling all asset and liability accounts.
3. Submitted the FY 16-17 Comprehensive Annual Financial Report for the GFOA Certificate of Excellence Program.
4. Submitted the FY 17-18 Annual Budget for the GFOA Distinguished Budget Award and was awarded the certificate.
5. Finance Director and Accounting Manager retained CPA certifications by fulfilling the required CPE certifications.
6. Finance Director retained CGFO certification fulfilling the required CPE certifications.
7. Upgraded TimeClock Plus from v.6 to v.7.

**GOALS & OBJECTIVES**

Goals & Objectives	City Commission Vision
<p><b>Goal:</b> Ensure long-term financial success of the City through sound financial management.</p> <p><b>Objective:</b> Provide financial advice that follows the City’s financial policies and complies with Generally Accepted Accounting Principles and the standards set by the Governmental Accounting Standards Board.</p>	 Superior City Services
<p><b>Goal:</b> Effectively perform accounts payable, payroll, purchasing and other accounting functions for City Departments.</p> <p><b>Objective:</b> Receive positive independent auditors report.</p>	 Superior City Services
<p><b>Goal:</b> Provide quality customer service to internal and external customers.</p> <p><b>Objective:</b> Continue to provide effective and efficient assistance to city departments with budgeting and accounting services.</p>	 Superior City Services

## FY 18-19 BUDGET HIGHLIGHTS

Division	Change	Personnel	Operations	Capital Outlay	Total Changes
FY 17-18 Original Budget	\$681,166	\$558,562	\$122,604	\$0	\$681,166
FY 18-19 Adopted Budget	\$669,104	\$556,143	\$112,961	\$0	\$669,104
1801 - Finance Administration	(\$12,062)	(\$2,419)	(\$9,643)	\$0	(\$12,062)

## Change Description

## Personnel

- 2% COLA increases - \$7,947
- Anniversary increases - \$427
- Decrease in TMRS rate
- Decrease in Workers Comp Experience modifier rate
- Change in health insurance coverage election
- Approved supplemental request for Accounting Assistant Grade Level Change 8 to 9 - \$1,295

## Operations

• **Overall Supplies Category:**

- Increase in minor equipment
- Decrease in supplies

• **Overall Services Category:**

- Increase in communications, professional services-actuary, training & travel
- Decrease in professional services-audit, printing & publishing, memberships & dues, and subscriptions

## MUNICIPAL COURT

## DESCRIPTION

The Municipal Court is the judicial branch of the government of the City of Kingsville. The court adjudicates Class C misdemeanor cases, most of which are criminal, including traffic, city ordinance, state code, juvenile, parking and disabled parking.








## DEPARTMENT ACCOMPLISHMENTS

For Fiscal Year 17-18

1. All judicial officers and staff members of the court continued their education and maintained judicial hours by attending an annual Texas Municipal Court Education Center three-day conference. Deputy Clerk Benita Sanchez passed a rigorous 4 hour Texas Municipal Court Education Center exam becoming Level One certified. The court anticipates one more staff member becoming Level One certified by the end of 2018, making all staff members of the Kingsville Municipal court certified court clerks.

2. The Court continues to remain committed to providing high quality customer service without adversely impacting case management and court services despite challenges. (e.g., judicial officers, and staff).
3. Kingsville Police Department and Municipal Court participated in the 2018 Great Texas Warrant Roundup and successfully disposed of 331 warrants.
4. The Municipal Court Department and the Municipal Courtroom are currently undergoing renovations in order to make current operations more efficient . The renovations will provide the right amount of space for staff as well as the public and a new waiting lobby with seating sufficient for a large number of individuals. Courtroom renovations are also anticipated to improve space, court technology sound and audio systems as well as court security measures.

GOALS & OBJECTIVES

Objective	City Commission Vision
<p><b>Goal:</b> Become more user-friendly, and understandable to the public.</p> <p><b>Objective:</b> Enhance access and allow for doing business remotely/electronically with the use of technology (e.g., e-filing, online and mobile payments, filing for court dismissal programs such as deferrals, video arraignments/hearings, and access to case information via website).</p>	 Superior City Services
<p><b>Goal:</b> Improve case management and internal operations (e.g., internal support and external services). Provide back-up coverage as needed.</p> <p><b>Objective:</b> Better manage the caseload/workload by improvements in case flow management practices (e.g., scheduling), staff assignments and coverage, training and cross-training, work processes.</p>	 Superior City Services
<p><b>Goal:</b> Make court processes and practices more efficient and effective.</p> <p><b>Objective:</b> Work collaboratively and communicate more effectively with justice system partners (e.g., Kleberg County Sheriff’s Department, State prosecutor’s office, and law enforcement) to enable exchanges of appropriate case data.</p>	 Safe and Secure Environment  Superior City Services
<p><b>Goal:</b> Increase the public’s trust and confidence in the Court.</p> <p><b>Objective:</b> Proactively educate and inform the public about the judicial branch including the role and purposes of trial court and the services the Court provides.</p>	 Safe and Secure Environment  Superior City Services
<p><b>Goal:</b> Continually increase court staff knowledge to better assist defendants and ensure their confidence in the court system.</p> <p><b>Objective:</b> Have all customer service representatives become Municipal Court Clerk certified through the Texas Court Clerk Association by the end of 2018.</p>	 Superior City Services

## FY 18-19 BUDGET HIGHLIGHTS

Division	Change	Personnel	Operations	Capital Outlay	Total Changes
FY 17-18 Original Budget	\$295,024	\$278,504	\$16,520	\$0	\$295,024
FY 18-19 Adopted Budget	\$294,589	\$281,794	\$12,795	\$0	\$294,589
1803 - Municipal Court	(\$435)	\$3,290	(\$3,725)	\$0	(\$435)

## Change Description

## Personnel

- 2% COLA increases - \$3,624
- Anniversary increases - \$448
- Decrease in TMRS rate
- Decrease in Workers Comp Experience modifier rate

## Operations

- **Overall Supplies Category:**
  - Decrease in supplies
- **Overall Services Category:**
  - Increase in professional services
  - Decrease in training & travel
  - Removed prior year supplemental for one-time increase to Training & Travel - \$2,613

## FACILITIES MAINTENANCE – GF

The Facilities Maintenance Department is split funded between the General Fund and the Utility Fund.

## DESCRIPTION


The Facilities Maintenance Department is responsible for providing facility and property management services to all City owned facilities. These services include maintenance, repair, custodial, landscaping, and mowing services. The department is also responsible for the centralized purchase and distribution of all janitorial supplies. The Facilities Maintenance Department is comprised of 6 part-time maintenance workers and a full-time Facilities Manager who reports directly to the City Manager.

## DEPARTMENT ACCOMPLISHMENTS

For Fiscal Year 17-18

1. Facilities Manager provided project management services for the renovation of the municipal building, the golf course irrigation system and the completion of the pump house project.

GOALS & OBJECTIVES

Department Goals & Objectives	City Commission Vision
<p><b>Goal:</b> To provide superior customer service by doing in-house preventative maintenance, minor repairs, custodial, landscaping and mowing services at City buildings so they can accomplish their objectives.</p> <p><b>Objective:</b> Maintain the building maintenance, custodial and landscaping services for all City buildings.</p>	 <p>Superior City Services</p>

FY 18-19 BUDGET HIGHLIGHTS

Division	Change	Personnel	Operations	Capital Outlay	Total Changes
FY 17-18 Original Budget (1020)	\$396,166	\$62,689	\$321,917	\$11,560	\$396,166
FY 18-19 Adopted Budget	\$411,870	\$86,122	\$325,748	\$0	\$411,870
1805 - Facilities Maintenance	\$15,704	\$23,433	\$3,831	(\$11,560)	\$15,704

Change Description

Personnel

- 2% COLA increases - \$1,337
- Anniversary increases - \$593
- Decrease in TMRS rate
- Decrease in Workers Comp Experience modifier rate
- Approved supplemental request for full-time maintenance worker position - \$39,119

Operations

- **Overall Supplies Category:**
  - Increase in supplies, and motor gas & oil
  - Decrease in minor equipment
  - Approved supplemental request for Additional Supplies - \$10,000
  - Approved supplemental request for Janitorial Supplies - \$10,000
  - Approved supplemental request for additional Motor Gas & Oil - \$5,000
  - Removed prior year supplemental for one-time increase for minor equipment - \$4,500
- **Overall Services Category:**
  - Increase in communications-City Hall Complex, utilities-City Hall Complex, laundry
  - Decrease in communications-Cottage Building, utilities-Municipal Building & Cottage Bldg
  - Approved supplemental request for increased utilities for additional services - \$1,100
- **Overall Maintenance Category:**
  - Increase in building maintenance-Municipal Building
  - Decrease in building maintenance-City Hall Complex
  - Approved supplemental request for Repairs to City Garage Fuel Tanks Cathodic Protection - \$6,250
- **Overall Capital Outlay Category:**
  - Decrease in machinery & equipment
  - Removed prior year supplemental for one-time purchase of Scag Mower - \$11,560

---

## TECHNOLOGY SERVICES

Information Technology – Department 190 is now Technology Services.  
This division has been moved under the Finance Administration Division.

### DESCRIPTION

The Technology Services Division provides support to City of Kingsville employee's workstation and laptop computers; including troubleshooting, software installation, and maintenance. This division is responsible for providing a solid network infrastructure secured with multiple firewalls, software antivirus, and user's security requirements to ensure City data is safe from breeches. They are also responsible for providing telephone capabilities at all city sites; with VoIP phones where network service allows.





### DEPARTMENT ACCOMPLISHMENTS

For Fiscal Year 17-18

1. Maintained 99% network uptime
2. Evaluated, acquired, and implemented new A/V (projector, speakers, microphones, electronic screen) solution at Dick Kleberg Park Recreation Hall
3. Deployed free public WiFi at DK Park Rec Hall, with coverage of the playground, dog park, and BBQ cook house; as well as free WiFi at the Brookshire Pool and Skate Park
4. Installation of security cameras at KVFD, Skate Park, Brookshire Pool, DK Park Office, and Rec Hall
5. Reconstructed and updated Robert J. Kleberg Public Library network with new cabling, switches, Domain Controller server, and WiFi access points.
6. Deployed a VoIP telephone solution to the Robert J. Kleberg Public Library with intercom functions
7. Entered into an Agreement with Barcom Technology Solutions to provide antivirus and helpdesk telephone support
8. Assisted with relocating the Municipal Building staff to the 2<sup>nd</sup> floor during the renovations, including running new network infrastructure and installing new hardware
9. Entered into a lease agreement with Nevill Document Solutions for new large multifunction printers at City Hall, Community Appearance, Public Works, and the RJK Public Library; as well as desktop printers for the Finance Department
10. Planned and facilitated the installation of network infrastructure for the first floor Municipal Building renovation (awaiting completion)



GOALS & OBJECTIVES

Goals & Objectives	City Commission Vision
<p><b>Goal:</b> Advance the services the city provides our citizens with the innovative and effective use of technology and training.</p> <p><b>Objective:</b></p> <ol style="list-style-type: none"> <li>1. Maintain and replace equipment on an as-needed basis, testing, refreshing, and repairing existing equipment as needed.</li> <li>2. Provide training and demonstrations of new software and services that may enhance job productivity and ease of use.</li> <li>3. Expand free, publicly-available WiFi beyond the current locations (DK Park, Brookshire Pool and Skatepark) to cover more city parks and public spaces.</li> </ol>	 <p>Superior City Services</p>
<p><b>Goal:</b> Ensure the data security and integrity of citizen’s data.</p> <p><b>Objective:</b></p> <ol style="list-style-type: none"> <li>1. Patch and update all software components to meet and exceed compliance requirements for desktop computers and servers.</li> <li>2. Secured network traffic and voice telecommunications, with active intrusion monitoring.</li> <li>3. Research and test new security and encryption methods to further secure Kingsville’s IT infrastructure.</li> </ol>	 <p>Safe &amp; Secure Environment</p>
<p><b>Goal:</b> Enhance security for Kingsville’s employees and resources.</p> <p><b>Objective:</b></p> <ol style="list-style-type: none"> <li>1. Continue implementing network security camera solutions at city offices and parks with remote monitoring as needed.</li> <li>2. Renovate the Municipal Building security doors to a network enabled card operated electronic door lock system.</li> <li>3. Random audits of data access and integrity, as well as network intrusion and phishing tests.</li> </ol>	 <p>Safe &amp; Secure Environment</p>
<p><b>Goal:</b> Futureproof the City of Kingsville’s IT infrastructure.</p> <p><b>Objective:</b></p> <ol style="list-style-type: none"> <li>1. Tighter inventory management with the goal of hardware refreshment and replacement.</li> <li>2. Continue phased password/security measures, with a goal of moving to 2FA.</li> <li>3. Administer advice and compare new equipment and software requests, to ensure city goals and budgeting are kept in mind (best value) and reduce wasteful spending.</li> </ol>	 <p>Superior City Services</p>

## FY 18-19 BUDGET HIGHLIGHTS

Division	Change	Personnel	Operations	Capital Outlay	Total Changes
FY 17-18 Original Budget (1902)	\$489,214	\$161,869	\$327,345	\$0	\$489,214
FY 18-19 Adopted Budget	\$618,435	\$163,213	\$378,641	\$76,581	\$618,435
1806-Technology Services	\$129,221	\$1,344	\$51,296	\$76,581	\$129,221

## Change Description

## Personnel

- 2% COLA increases - \$2,516
- Decrease in TMRS rate
- Decrease in Workers Comp Experience modifier rate

## Operations

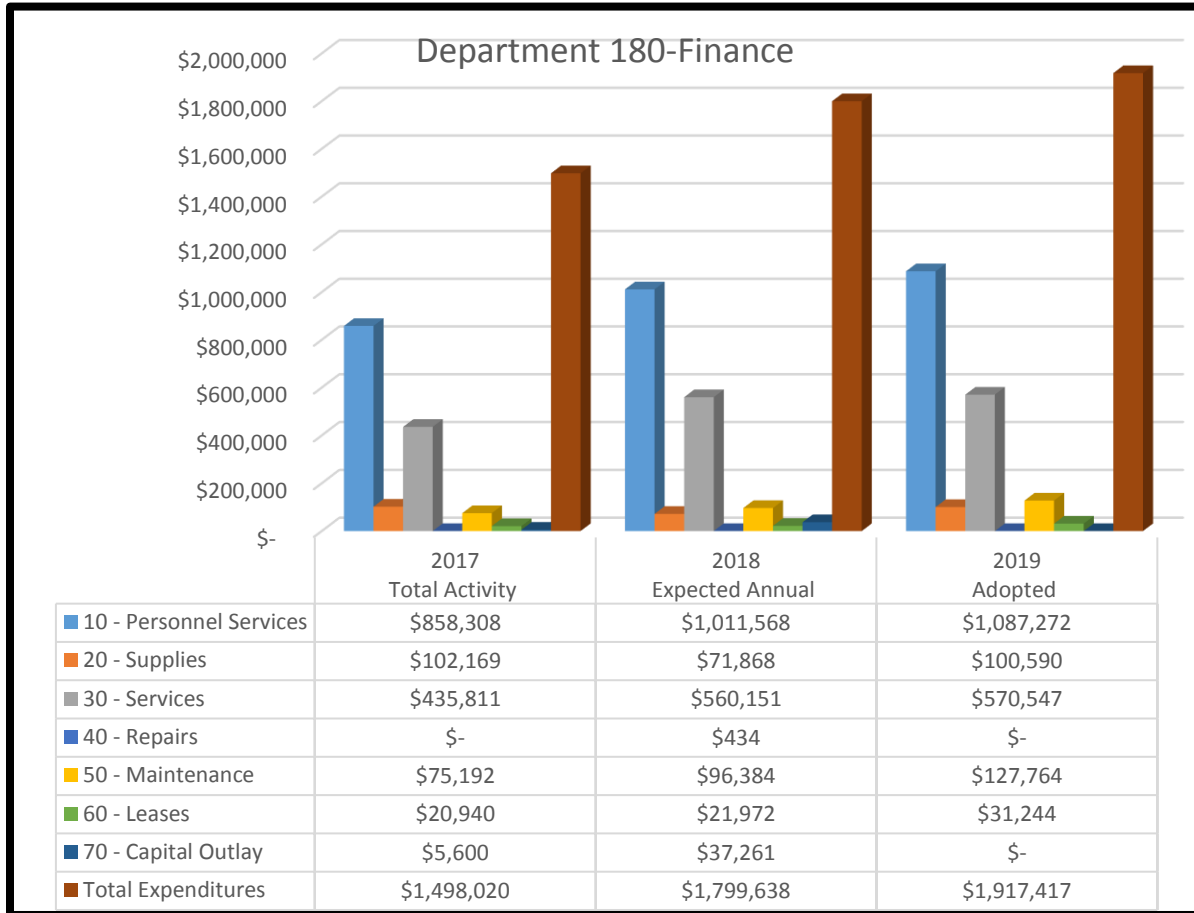
- **Overall Supplies Category:**
  - Increase in computers
  - Approved supplemental request for Tie trunks for PD phone system integration - \$3,804
- **Overall Services Category:**
  - Increase in professional services-software maintenance, and printing & publishing
  - Decrease in professional services and catering
  - Approved supplemental request for Anti-virus software - 3 year split - \$4,000 per year
  - Approved supplemental request for Autodesk Licenses - \$4,985
  - Approved supplemental request for one-time Remote Support Software - \$10,247
  - Approved supplemental request for new workstations for replacements for end-of-life firewalls - 3 year split - \$7,335
  - Approved supplemental request for Kiosk API Maintenance - \$1,100
- **Overall Services Category:**
  - Increase in building maintenance
  - Approved supplemental request for one-time repair to Fire Station garage door - \$1,678
  - Approved supplemental request for one-time accoustical ceiling tiles at Police Dept - \$2,992
- **Overall Leases Category:**
  - Increase in leases
  - Approved supplemental request for Nimble storage array expansion lease (5 year) - \$9,792

## Capital Outlay

- Approved supplemental for Operative IQ-EMS Medication & Supply software & hardware - \$27,635
- Recorded the initial lease requirement for the Nimble storage array expansion -\$48,946

Division 1805 – Facilities was previously 1020  
 Division 1806 – Technology Services was previously 1902

The chart belows incorporates the 2017 activity and 2018 estimated annual from the previous divisions for comparison purpose.



General Funds

For Fiscal: 10/2017-09/2018 Period Ending: 09/30/2018

		2016	2017	2018	2018	Defined Budgets		2019	2019
		Total Activity	Total Activity	Original Budget	Total Budget (Amended)	2018 YTD Activity	2018 Expected Annual	City Manager Proposed	City Commission Adopted
<b>Department : 180 - Finance</b> <b>AcctType: 4 - Revenue</b> <b>Division: 1800 - Finance</b>									
<a href="#">001-4-1800-11111</a>	Current Taxes-Real Property	4,760,801.47	5,019,268.10	5,535,672.00	5,535,672.00	5,433,964.06	5,422,005.00	5,517,927.00	5,517,927.00
<b>Budget Notes</b>									
<b>Budget Code</b>	<b>Subject</b>	<b>Description</b>							
City Commission	Taxable Value	Net Taxable Value \$846,850,235/100 = \$8,468,502.35 x M&O tax rate .66488 = \$5,630,538 x 98% Collection rate = \$5,517,927							
<b>Budget Detail</b>									
<b>Budget Code</b>	<b>Description</b>	<b>Units</b>	<b>Price</b>	<b>Amount</b>					
City Commission	Based on Current Year Taxable value @ .66488	0.00	0.00	-5,517,927.00					
<a href="#">001-4-1800-12111</a>	Delinquent Taxes-Real Property	110,792.75	131,696.76	125,000.00	125,000.00	141,436.96	140,000.00	125,000.00	125,000.00
<a href="#">001-4-1800-13010</a>	Penalty and Interest	81,048.48	101,806.87	95,000.00	95,000.00	114,983.42	112,731.00	100,000.00	100,000.00
<a href="#">001-4-1800-13110</a>	Late Rendition Penalty	4,428.93	5,159.05	6,000.00	6,000.00	4,266.12	4,100.00	5,000.00	5,000.00
<a href="#">001-4-1800-14010</a>	In Lieu of Tax Pymnts-Celanese	100,000.00	0.00	0.00	0.00	100,000.00	0.00	0.00	0.00
<b>Budget Notes</b>									
<b>Budget Code</b>	<b>Subject</b>	<b>Description</b>							
City Commission	Moved to Fund 098 - EDC								
<a href="#">001-4-1800-14015</a>	In Lieu of Tax Pymnts-HsngAuth	5,698.00	0.00	0.00	0.00	0.00	0.00	0.00	0.00
<b>Budget Notes</b>									
<b>Budget Code</b>	<b>Subject</b>	<b>Description</b>							
City Commission	Moved to Fund 098 - EDC								
<a href="#">001-4-1800-21110</a>	City Sales Tax	4,599,144.65	4,770,173.70	4,700,000.00	4,700,000.00	4,443,173.27	4,866,946.00	4,975,000.00	4,975,000.00
<a href="#">001-4-1800-21120</a>	Mixed Drink Tax	51,210.65	65,310.32	55,000.00	55,000.00	47,816.07	60,000.00	55,000.00	55,000.00
<a href="#">001-4-1800-21130</a>	Bingo Tax	4,720.54	1,243.07	0.00	0.00	0.00	0.00	0.00	0.00
<a href="#">001-4-1800-22210</a>	Electric Franchise	744,716.25	745,342.25	675,000.00	675,000.00	592,369.66	675,000.00	675,000.00	675,000.00
<a href="#">001-4-1800-22220</a>	Telephone Franchise	90,000.04	79,657.36	100,000.00	100,000.00	53,977.46	56,000.00	60,000.00	60,000.00
<a href="#">001-4-1800-22230</a>	Gas Franchise	70,113.86	72,915.85	82,000.00	82,000.00	47,408.50	76,000.00	75,000.00	75,000.00
<a href="#">001-4-1800-22240</a>	Television Franchise	91,425.70	91,137.56	90,000.00	90,000.00	64,332.05	85,000.00	90,000.00	90,000.00
<a href="#">001-4-1800-41110</a>	Court Fines	629,383.17	628,439.85	650,000.00	650,000.00	755,593.19	630,000.00	650,000.00	650,000.00
<a href="#">001-4-1800-41115</a>	Warrants	58,692.29	38,912.13	50,000.00	50,000.00	52,185.73	45,000.00	45,000.00	45,000.00
<a href="#">001-4-1800-41120</a>	Minor Fines	18,455.50	9,642.18	15,000.00	15,000.00	6,503.61	5,200.00	5,000.00	5,000.00

General Funds

For Fiscal: 10/2017-09/2018 Period Ending: 09/30/2018

		Defined Budgets								
		2016	2017	2018	2018	2018	2018	2019	2019	
		Total Activity	Total Activity	Original Budget	Total Budget (Amended)	YTD Activity	Expected Annual	City Manager Proposed	City Commission Adopted	
<a href="#">001-4-1800-41130</a>	State Service Fee	18,910.65	16,598.15	18,000.00	18,000.00	16,988.18	17,000.00	16,000.00	16,000.00	
<a href="#">001-4-1800-41170</a>	Omni Local Fee	1,294.00	910.18	1,500.00	1,500.00	1,255.74	1,073.00	1,100.00	1,100.00	
<a href="#">001-4-1800-41180</a>	JFC1 and Civil Justice Fee	2,075.85	1,788.36	2,500.00	2,500.00	2,226.53	1,805.00	2,000.00	2,000.00	
<a href="#">001-4-1800-41185</a>	Payment Plan Service Fees	18,420.66	17,529.17	20,000.00	20,000.00	18,774.55	16,125.00	18,000.00	18,000.00	
<a href="#">001-4-1800-41195</a>	City Court Costs	3,777.22	3,714.85	3,500.00	3,500.00	5,483.27	5,000.00	4,000.00	4,000.00	
<a href="#">001-4-1800-43000</a>	MC - Fees for Returned Checks	0.00	25.00	0.00	0.00	0.00	0.00	0.00	0.00	
<a href="#">001-4-1800-59947</a>	Other Income - Lease Purchase	0.00	0.00	0.00	0.00	0.00	0.00	48,946.00	48,946.00	
<b>Budget Detail</b>										
<b>Budget Code</b>	<b>Description</b>	<b>Units</b>	<b>Price</b>	<b>Amount</b>						
City Commission	Nible Array Storage Lease	0.00	0.00	-48,946.00						
<a href="#">001-4-1800-91400</a>	Discount Revenue Sales Tax	1,307.41	1,219.05	1,200.00	1,200.00	1,237.65	1,323.00	1,500.00	1,500.00	
<a href="#">001-4-1800-92000</a>	Auction Revenue	0.00	0.00	0.00	0.00	0.00	0.00	0.00	0.00	
<b>Division: 1800 - Finance Total:</b>		<b>11,466,418.07</b>	<b>11,802,489.81</b>	<b>12,225,372.00</b>	<b>12,225,372.00</b>	<b>11,903,976.02</b>	<b>12,220,308.00</b>	<b>12,469,473.00</b>	<b>12,469,473.00</b>	
<b>AcctType: 4 - Revenue Total:</b>		<b>11,466,418.07</b>	<b>11,802,489.81</b>	<b>12,225,372.00</b>	<b>12,225,372.00</b>	<b>11,903,976.02</b>	<b>12,220,308.00</b>	<b>12,469,473.00</b>	<b>12,469,473.00</b>	

General Funds

For Fiscal: 10/2017-09/2018 Period Ending: 09/30/2018

		2016	2017	2018	2018	2018	Defined Budgets	2019	2019
		Total Activity	Total Activity	Original Budget	Total Budget (Amended)	YTD Activity	2018 Expected Annual	City Manager Proposed	City Commission Adopted
<b>AcctType: 5 - Expense</b>									
<b>Division: 1801 - Finance Admin.</b>									
<b>Category: 10 - Personnel Services</b>									
<a href="#">001-5-1801-11100</a>	Salaries & Wages	302,825.48	300,559.28	398,475.00	398,475.00	373,056.58	388,158.44	405,301.00	405,301.00
<a href="#">001-5-1801-11200</a>	Overtime	131.78	11.63	3,800.00	3,800.00	866.32	2,000.00	3,800.00	3,800.00
<a href="#">001-5-1801-11400</a>	Retirement - TMRS	28,545.56	27,749.87	38,337.00	38,337.00	33,328.64	33,743.00	36,206.00	36,206.00
<a href="#">001-5-1801-11500</a>	FICA	22,642.81	22,496.00	30,774.00	30,774.00	27,908.21	28,185.88	31,297.00	31,297.00
<a href="#">001-5-1801-11600</a>	Group Health Insurance	51,210.96	51,206.00	83,753.00	83,753.00	74,576.73	83,753.00	76,554.00	76,554.00
<a href="#">001-5-1801-11700</a>	Workers' Compensation	635.30	583.84	908.00	908.00	479.19	550.00	472.00	472.00
<a href="#">001-5-1801-11800</a>	Unemployment Compensation	1,026.00	54.01	1,800.00	1,800.00	1,431.30	1,800.00	1,800.00	1,800.00
<a href="#">001-5-1801-12000</a>	Car Allowance	0.00	0.00	0.00	0.00	0.00	0.00	0.00	0.00
<a href="#">001-5-1801-12300</a>	Life Insurance	501.84	536.22	715.00	715.00	693.36	694.00	713.00	713.00
<b>Category: 10 - Personnel Services Total:</b>		<b>407,519.73</b>	<b>403,196.85</b>	<b>558,562.00</b>	<b>558,562.00</b>	<b>512,340.33</b>	<b>538,884.32</b>	<b>556,143.00</b>	<b>556,143.00</b>
<b>Category: 20 - Supplies</b>									
<a href="#">001-5-1801-21100</a>	Supplies	6,306.70	4,937.76	7,000.00	5,770.00	4,396.80	5,770.00	5,996.00	5,996.00
<b>Budget Detail</b>									
<b>Budget Code</b>	<b>Description</b>	<b>Units</b>	<b>Price</b>	<b>Amount</b>					
City Commission	Janitorial Supplies	12.00	75.00	900.00					
City Commission	Office Supplies	12.00	383.00	4,596.00					
City Commission	Paper	0.00	0.00	500.00					
<a href="#">001-5-1801-21700</a>	Minor Eq/Furniture	4,008.21	60.07	0.00	800.00	130.99	800.00	0.00	0.00
<a href="#">001-5-1801-22600</a>	Computers & Associated Equip	0.00	0.00	0.00	0.00	0.00	0.00	0.00	0.00
<b>Category: 20 - Supplies Total:</b>		<b>10,314.91</b>	<b>4,997.83</b>	<b>7,000.00</b>	<b>6,570.00</b>	<b>4,527.79</b>	<b>6,570.00</b>	<b>5,996.00</b>	<b>5,996.00</b>
<b>Category: 30 - Services</b>									
<a href="#">001-5-1801-31100</a>	Communications	419.85	926.84	4,129.00	4,129.00	1,238.64	1,288.00	4,136.00	4,136.00
<b>Budget Detail</b>									
<b>Budget Code</b>	<b>Description</b>	<b>Units</b>	<b>Price</b>	<b>Amount</b>					
City Commission	(2) MiFi devices (\$40/mo)	12.00	80.00	960.00					
City Commission	(2) Smartphones (\$67/mo)	12.00	134.00	1,608.00					
City Commission	Additional communications needs	0.00	0.00	1,568.00					
<a href="#">001-5-1801-31400</a>	Professional Services	1,071.00	1,168.00	1,500.00	1,500.00	5,647.49	1,648.00	1,500.00	1,500.00
<b>Budget Detail</b>									
<b>Budget Code</b>	<b>Description</b>	<b>Units</b>	<b>Price</b>	<b>Amount</b>					
City Commission	CAFR & Budget Submittal Reviews	0.00	0.00	765.00					

General Funds

For Fiscal: 10/2017-09/2018 Period Ending: 09/30/2018

			Defined Budgets							
			2016	2017	2018	2018	2018	2018	2019	2019
			Total Activity	Total Activity	Original Budget	Total Budget (Amended)	YTD Activity	Expected Annual	City Manager Proposed	City Commission Adopted
City Commission	Investment Policy Certification, Bond Renewal	0.00	0.00	735.00						
<a href="#">001-5-1801-31427</a>	Prof Srvc-Actuarial Services		0.00	7,500.00	4,358.00	1,000.00	900.00	900.00	9,000.00	9,000.00
<b>Budget Detail</b>										
<b>Budget Code</b>	<b>Description</b>	<b>Units</b>	<b>Price</b>	<b>Amount</b>						
City Commission	Year End Actuarial Services	0.00	0.00	9,000.00						
<a href="#">001-5-1801-31470</a>	Prof Svcs - Audit Services		106,001.00	65,437.91	78,600.00	58,958.00	56,756.34	80,275.00	61,950.00	61,950.00
<b>Budget Detail</b>										
<b>Budget Code</b>	<b>Description</b>	<b>Units</b>	<b>Price</b>	<b>Amount</b>						
City Commission	Arbitrage Calculation - Split w/ UF	0.00	0.00	3,800.00						
City Commission	Audit Fees - Split w/ UF	0.00	0.00	52,500.00						
City Commission	CAFR Review Services - Split w/ UF	0.00	0.00	750.00						
City Commission	New Requirements - Split w/ UF	0.00	0.00	4,900.00						
<a href="#">001-5-1801-31500</a>	Printing & Publishing		1,260.38	1,243.09	4,500.00	12,500.00	2,651.32	4,000.00	4,356.00	4,356.00
<b>Budget Detail</b>										
<b>Budget Code</b>	<b>Description</b>	<b>Units</b>	<b>Price</b>	<b>Amount</b>						
City Commission	Legal Ads, CAFR books, Check Stock, Budget Br	0.00	0.00	4,356.00						
<a href="#">001-5-1801-31600</a>	Training & Travel		3,723.24	8,208.74	19,800.00	19,800.00	17,251.46	19,800.00	0.00	0.00
<a href="#">001-5-1801-31610</a>	Travel-Mileage Reimb		0.00	0.00	480.00	280.00	0.00	200.00	0.00	0.00
<a href="#">001-5-1801-31640</a>	Training & Travel - Finance Admin		0.00	0.00	0.00	0.00	0.00	0.00	18,350.00	18,350.00
<b>Budget Detail</b>										
<b>Budget Code</b>	<b>Description</b>	<b>Units</b>	<b>Price</b>	<b>Amount</b>						
City Commission	Freeman Seminar - Accounting	0.00	0.00	3,400.00						
City Commission	GFOA National	1.00	2,400.00	2,400.00						
City Commission	Govt Finance Officers Assn-TX Spring & Fall - F	2.00	1,700.00	3,400.00						
City Commission	Govt Treasurers Of TX Conference	1.00	1,400.00	1,400.00						
City Commission	Incode Training - Dallas	0.00	0.00	2,400.00						
City Commission	Miscellaneous Financial Training	0.00	0.00	750.00						
City Commission	Post Compliance Seminar (Arbitrage)	0.00	0.00	1,300.00						
City Commission	Public Funds Investment Act (PFIA) - FD & AM	2.00	750.00	1,500.00						
City Commission	TML - FD	1.00	1,800.00	1,800.00						
<a href="#">001-5-1801-31641</a>	Training & Travel - Purchasing		0.00	0.00	0.00	0.00	0.00	0.00	5,550.00	5,550.00
<b>Budget Detail</b>										
<b>Budget Code</b>	<b>Description</b>	<b>Units</b>	<b>Price</b>	<b>Amount</b>						
City Commission	Miscellaneous Purchasing Conferences	0.00	0.00	750.00						
City Commission	TML - PM	1.00	1,800.00	1,800.00						

General Funds

For Fiscal: 10/2017-09/2018 Period Ending: 09/30/2018

		2016		2017		2018		2018		Defined Budgets	
		Total Activity	Total Activity	Original Budget	Total Budget (Amended)	YTD Activity	2018 Expected Annual	2019 City Manager Proposed	2019 City Commission Adopted		
City Commission	TXPPA - Spring & Fall	2.00	1,500.00		3,000.00						
<a href="#">001-5-1801-31700</a>	Memberships & Dues		486.00	592.00	1,802.00	1,802.00	1,345.00	1,500.00	1,796.00	1,796.00	
<b>Budget Detail</b>											
<b>Budget Code</b>	<b>Description</b>	<b>Units</b>	<b>Price</b>	<b>Amount</b>							
City Commission	Amazon Prime	0.00	0.00	99.00							
City Commission	ARCIT	0.00	0.00	395.00							
City Commission	CPA License	2.00	66.00	132.00							
City Commission	GFOA	2.00	225.00	450.00							
City Commission	GFOAT	2.00	120.00	240.00							
City Commission	GTOT	0.00	0.00	75.00							
City Commission	NIGP	0.00	0.00	190.00							
City Commission	State Co-Op	0.00	0.00	100.00							
City Commission	STWLG	0.00	0.00	40.00							
City Commission	TXPPA	0.00	0.00	75.00							
<a href="#">001-5-1801-31900</a>	Catering		53.00	66.00	88.00	430.00	248.14	430.00	88.00	88.00	
<a href="#">001-5-1801-33100</a>	Subscriptions		149.90	179.88	347.00	205.00	223.89	200.00	239.00	239.00	
<b>Budget Detail</b>											
<b>Budget Code</b>	<b>Description</b>	<b>Units</b>	<b>Price</b>	<b>Amount</b>							
City Commission	Adobe Acrobat	12.00	15.00	180.00							
City Commission	Kingsville Record	0.00	0.00	59.00							
<b>Category: 30 - Services Total:</b>			<b>113,164.37</b>	<b>85,322.46</b>	<b>115,604.00</b>	<b>100,604.00</b>	<b>86,262.28</b>	<b>110,241.00</b>	<b>106,965.00</b>	<b>106,965.00</b>	
<b>Category: 60 - Leases</b>											
<a href="#">001-5-1801-64100</a>	Operating Lease		0.00	0.00	0.00	430.00	429.00	430.00	0.00	0.00	
<b>Category: 60 - Leases Total:</b>			<b>0.00</b>	<b>0.00</b>	<b>0.00</b>	<b>430.00</b>	<b>429.00</b>	<b>430.00</b>	<b>0.00</b>	<b>0.00</b>	
<b>Division: 1801 - Finance Admin. Total:</b>			<b>530,999.01</b>	<b>493,517.14</b>	<b>681,166.00</b>	<b>666,166.00</b>	<b>603,559.40</b>	<b>656,125.32</b>	<b>669,104.00</b>	<b>669,104.00</b>	



General Funds

For Fiscal: 10/2017-09/2018 Period Ending: 09/30/2018

		2016	2017	2018	2018	Defined Budgets		2019	2019
		Total Activity	Total Activity	Original Budget	Total Budget (Amended)	2018 YTD Activity	2018 Expected Annual	City Manager Proposed	City Commission Adopted
<b>Division: 1803 - Municipal Court</b>									
<b>Category: 10 - Personnel Services</b>									
<a href="#">001-5-1803-11100</a>	Salaries & Wages	153,959.61	182,256.44	179,876.00	179,876.00	169,193.46	178,902.00	184,828.00	184,828.00
<a href="#">001-5-1803-11200</a>	Overtime	2,212.19	1,538.96	2,000.00	2,000.00	1,038.64	1,000.00	2,000.00	2,000.00
<a href="#">001-5-1803-11400</a>	Retirement - TMRS	14,337.52	15,631.93	17,333.00	17,333.00	13,945.17	14,830.00	15,414.00	15,414.00
<a href="#">001-5-1803-11500</a>	FICA	11,661.36	13,413.60	13,914.00	13,914.00	12,303.27	13,000.00	14,293.00	14,293.00
<a href="#">001-5-1803-11600</a>	Group Health Insurance	46,675.16	53,063.32	63,317.00	63,317.00	63,156.72	63,317.00	63,319.00	63,319.00
<a href="#">001-5-1803-11700</a>	Workers' Compensation	321.97	337.94	348.00	348.00	221.12	236.00	216.00	216.00
<a href="#">001-5-1803-11800</a>	Unemployment Compensation	908.68	280.05	1,350.00	1,350.00	838.23	1,231.00	1,350.00	1,350.00
<a href="#">001-5-1803-12200</a>	Certification Pay	0.00	0.00	0.00	0.00	0.00	0.00	0.00	0.00
<a href="#">001-5-1803-12300</a>	Life Insurance	308.21	357.84	366.00	366.00	367.20	368.00	374.00	374.00
<b>Category: 10 - Personnel Services Total:</b>		<b>230,384.70</b>	<b>266,880.08</b>	<b>278,504.00</b>	<b>278,504.00</b>	<b>261,063.81</b>	<b>272,884.00</b>	<b>281,794.00</b>	<b>281,794.00</b>
<b>Category: 20 - Supplies</b>									
<a href="#">001-5-1803-21100</a>	Supplies	4,306.78	3,096.44	3,300.00	3,300.00	1,842.28	3,300.00	3,000.00	3,000.00
<b>Budget Detail</b>									
<b>Budget Code</b>	<b>Description</b>	<b>Units</b>	<b>Price</b>	<b>Amount</b>					
City Commission	Core budget	0.00	0.00	3,000.00					
<a href="#">001-5-1803-21700</a>	Minor Eq/Furniture	1,017.34	738.92	865.00	865.00	289.33	865.00	865.00	865.00
<b>Budget Detail</b>									
<b>Budget Code</b>	<b>Description</b>	<b>Units</b>	<b>Price</b>	<b>Amount</b>					
City Commission	Core budget	0.00	0.00	865.00					
<a href="#">001-5-1803-22600</a>	Computers & Associated Equip	0.00	0.00	0.00	0.00	0.00	0.00	0.00	0.00
<b>Category: 20 - Supplies Total:</b>		<b>5,324.12</b>	<b>3,835.36</b>	<b>4,165.00</b>	<b>4,165.00</b>	<b>2,131.61</b>	<b>4,165.00</b>	<b>3,865.00</b>	<b>3,865.00</b>
<b>Category: 30 - Services</b>									
<a href="#">001-5-1803-31100</a>	Communications	289.99	0.00	0.00	0.00	0.00	0.00	0.00	0.00
<a href="#">001-5-1803-31400</a>	Professional Services	659.00	186.00	800.00	938.00	770.00	938.00	1,452.00	1,452.00
<b>Budget Detail</b>									
<b>Budget Code</b>	<b>Description</b>	<b>Units</b>	<b>Price</b>	<b>Amount</b>					
City Commission	Court Interpreter	2.00	316.00	632.00					
City Commission	Notary Fees	0.00	0.00	188.00					
City Commission	Translator Services	0.00	0.00	632.00					
<a href="#">001-5-1803-31500</a>	Printing & Publishing	645.00	249.34	1,000.00	1,000.00	600.97	1,000.00	1,000.00	1,000.00

General Funds

For Fiscal: 10/2017-09/2018 Period Ending: 09/30/2018

					Defined Budgets					
			2016	2017	2018	2018	2018	2019	2019	
			Total Activity	Total Activity	Original Budget	Total Budget (Amended)	YTD Activity	Expected Annual	City Manager Proposed	City Commission Adopted
<b>Budget Detail</b>										
<b>Budget Code</b>	<b>Description</b>	<b>Units</b>	<b>Price</b>	<b>Amount</b>						
City Commission	Copy Overages	0.00	0.00	1,000.00						
<a href="#">001-5-1803-31600</a>	Training & Travel		3,472.12	4,883.37	10,453.00	10,315.00	3,969.34	5,862.00	6,376.00	6,376.00
<b>Budget Detail</b>										
<b>Budget Code</b>	<b>Description</b>	<b>Units</b>	<b>Price</b>	<b>Amount</b>						
City Commission	Certification Training	0.00	0.00	3,000.00						
City Commission	Training for Judge	0.00	0.00	3,376.00						
<a href="#">001-5-1803-31900</a>	Catering		55.67	66.00	66.00	66.00	0.00	66.00	66.00	66.00
<b>Budget Detail</b>										
<b>Budget Code</b>	<b>Description</b>	<b>Units</b>	<b>Price</b>	<b>Amount</b>						
City Commission	Employee Appreciation	6.00	11.00	66.00						
<a href="#">001-5-1803-33100</a>	Subscriptions		36.00	0.00	36.00	36.00	0.00	36.00	36.00	36.00
<b>Budget Detail</b>										
<b>Budget Code</b>	<b>Description</b>	<b>Units</b>	<b>Price</b>	<b>Amount</b>						
City Commission	Justice Court News Subscription	0.00	0.00	36.00						
<b>Category: 30 - Services Total:</b>			<b>5,157.78</b>	<b>5,384.71</b>	<b>12,355.00</b>	<b>12,355.00</b>	<b>5,340.31</b>	<b>7,902.00</b>	<b>8,930.00</b>	<b>8,930.00</b>
<b>Division: 1803 - Municipal Court Total:</b>			<b>240,866.60</b>	<b>276,100.15</b>	<b>295,024.00</b>	<b>295,024.00</b>	<b>268,535.73</b>	<b>284,951.00</b>	<b>294,589.00</b>	<b>294,589.00</b>

General Funds

For Fiscal: 10/2017-09/2018 Period Ending: 09/30/2018

		2016	2017	2018	2018	2018	Defined Budgets		2019	2019
		Total Activity	Total Activity	Original Budget	Total Budget (Amended)	YTD Activity	2018 Expected Annual	2019 City Manager Proposed	2019 City Commission Adopted	
<b>Division: 1804 - Warrant Enforcement</b>										
<b>Category: 10 - Personnel Services</b>										
<a href="#">001-5-1804-11100</a>	Salaries & Wages	41,729.14	0.00	0.00	0.00	0.00	0.00	0.00	0.00	0.00
<a href="#">001-5-1804-11200</a>	Overtime	7,638.80	0.00	0.00	0.00	0.00	0.00	0.00	0.00	0.00
<a href="#">001-5-1804-11300</a>	Longevity	826.50	0.00	0.00	0.00	0.00	0.00	0.00	0.00	0.00
<a href="#">001-5-1804-11400</a>	Retirement - TMRS	4,846.65	0.00	0.00	0.00	0.00	0.00	0.00	0.00	0.00
<a href="#">001-5-1804-11500</a>	FICA	3,754.77	0.00	0.00	0.00	0.00	0.00	0.00	0.00	0.00
<a href="#">001-5-1804-11600</a>	Group Health Insurance	12,957.12	0.00	0.00	0.00	0.00	0.00	0.00	0.00	0.00
<a href="#">001-5-1804-11700</a>	Workers' Compensation	945.64	0.00	0.00	0.00	0.00	0.00	0.00	0.00	0.00
<a href="#">001-5-1804-11800</a>	Unemployment Compensation	171.00	0.00	0.00	0.00	0.00	0.00	0.00	0.00	0.00
<a href="#">001-5-1804-12100</a>	Clothing Allowance	907.04	0.00	0.00	0.00	0.00	0.00	0.00	0.00	0.00
<a href="#">001-5-1804-12200</a>	Certification Pay	362.87	0.00	0.00	0.00	0.00	0.00	0.00	0.00	0.00
<a href="#">001-5-1804-12300</a>	Life Insurance	85.68	0.00	0.00	0.00	0.00	0.00	0.00	0.00	0.00
<b>Category: 10 - Personnel Services Total:</b>		<b>74,225.21</b>	<b>0.00</b>	<b>0.00</b>	<b>0.00</b>	<b>0.00</b>	<b>0.00</b>	<b>0.00</b>	<b>0.00</b>	<b>0.00</b>
<b>Category: 20 - Supplies</b>										
<a href="#">001-5-1804-21100</a>	Supplies	448.80	0.00	0.00	0.00	0.00	0.00	0.00	0.00	0.00
<a href="#">001-5-1804-21200</a>	Uniforms & Personal Wear	0.00	0.00	0.00	0.00	0.00	0.00	0.00	0.00	0.00
<a href="#">001-5-1804-21500</a>	Motor Gas & Oil	2,255.86	0.00	0.00	0.00	0.00	0.00	0.00	0.00	0.00
<a href="#">001-5-1804-22600</a>	Computers & Associated Equip	296.49	0.00	0.00	0.00	0.00	0.00	0.00	0.00	0.00
<b>Category: 20 - Supplies Total:</b>		<b>3,001.15</b>	<b>0.00</b>	<b>0.00</b>	<b>0.00</b>	<b>0.00</b>	<b>0.00</b>	<b>0.00</b>	<b>0.00</b>	<b>0.00</b>
<b>Category: 30 - Services</b>										
<a href="#">001-5-1804-31100</a>	Communications	296.49	0.00	0.00	0.00	0.00	0.00	0.00	0.00	0.00
<a href="#">001-5-1804-31500</a>	Printing & Publishing	0.00	0.00	0.00	0.00	0.00	0.00	0.00	0.00	0.00
<a href="#">001-5-1804-31600</a>	Training & Travel	1,679.85	0.00	0.00	0.00	0.00	0.00	0.00	0.00	0.00
<a href="#">001-5-1804-33100</a>	Subscriptions	195.70	0.00	0.00	0.00	0.00	0.00	0.00	0.00	0.00
<b>Category: 30 - Services Total:</b>		<b>2,172.04</b>	<b>0.00</b>	<b>0.00</b>	<b>0.00</b>	<b>0.00</b>	<b>0.00</b>	<b>0.00</b>	<b>0.00</b>	<b>0.00</b>
<b>Category: 40 - Repairs</b>										
<a href="#">001-5-1804-41100</a>	Vehicle Maintenance	3,276.96	0.00	0.00	0.00	0.00	0.00	0.00	0.00	0.00
<b>Category: 40 - Repairs Total:</b>		<b>3,276.96</b>	<b>0.00</b>	<b>0.00</b>	<b>0.00</b>	<b>0.00</b>	<b>0.00</b>	<b>0.00</b>	<b>0.00</b>	<b>0.00</b>
<b>Division: 1804 - Warrant Enforcement Total:</b>		<b>82,675.36</b>	<b>0.00</b>	<b>0.00</b>	<b>0.00</b>	<b>0.00</b>	<b>0.00</b>	<b>0.00</b>	<b>0.00</b>	<b>0.00</b>

General Funds

For Fiscal: 10/2017-09/2018 Period Ending: 09/30/2018

		2016	2017	2018	2018	2018	Defined Budgets		2019	2019
		Total Activity	Total Activity	Original Budget	Total Budget (Amended)	YTD Activity	2018 Expected Annual	2019 City Manager Proposed	2019 City Commission Adopted	
<b>Division: 1805 - Facilities Maintenance-GF</b>										
<b>Category: 10 - Personnel Services</b>										
<a href="#">001-5-1805-11100</a>	Salaries & Wages	0.00	0.00	0.00	0.00	0.00	0.00	68,188.00	68,188.00	
<a href="#">001-5-1805-11400</a>	Retirement - TMRS	0.00	0.00	0.00	0.00	0.00	0.00	3,172.00	3,172.00	
<a href="#">001-5-1805-11500</a>	FICA	0.00	0.00	0.00	0.00	0.00	0.00	5,217.00	5,217.00	
<a href="#">001-5-1805-11600</a>	Group Health Insurance	0.00	0.00	0.00	0.00	0.00	0.00	7,603.00	7,603.00	
<a href="#">001-5-1805-11700</a>	Workers' Compensation	0.00	0.00	0.00	0.00	0.00	0.00	964.00	964.00	
<a href="#">001-5-1805-11800</a>	Unemployment Compensation	0.00	0.00	0.00	0.00	0.00	0.00	900.00	900.00	
<a href="#">001-5-1805-12300</a>	Life Insurance	0.00	0.00	0.00	0.00	0.00	0.00	78.00	78.00	
<b>Category: 10 - Personnel Services Total:</b>		<b>0.00</b>	<b>0.00</b>	<b>0.00</b>	<b>0.00</b>	<b>0.00</b>	<b>0.00</b>	<b>86,122.00</b>	<b>86,122.00</b>	
<b>Category: 20 - Supplies</b>										
<a href="#">001-5-1805-21100</a>	Supplies	0.00	0.00	0.00	0.00	0.00	0.00	12,000.00	12,000.00	
<b>Budget Detail</b>										
<b>Budget Code</b>	<b>Description</b>	<b>Units</b>	<b>Price</b>	<b>Amount</b>						
City Commission	Core budget	0.00	0.00	2,000.00						
City Commission	FY18-19 Additional Maintenance Supplies-Perr	0.00	0.00	10,000.00						
<a href="#">001-5-1805-21195</a>	Janitorial Supplies	0.00	0.00	0.00	0.00	0.00	0.00	20,000.00	20,000.00	
<b>Budget Notes</b>										
<b>Budget Code</b>	<b>Subject</b>	<b>Description</b>								
City Commission	Additional Facilities	Last FY, we were only supplying 7 facilities To have a more centralized operation, facilities will now supply additional buildings as listed in the building maintenance line item.								
<b>Budget Detail</b>										
<b>Budget Code</b>	<b>Description</b>	<b>Units</b>	<b>Price</b>	<b>Amount</b>						
City Commission	Addtl core for supplying more city facilities	0.00	0.00	10,000.00						
City Commission	Core budget	0.00	0.00	10,000.00						
<a href="#">001-5-1805-21500</a>	Motor Gas & Oil	0.00	0.00	0.00	0.00	0.00	0.00	5,525.00	5,525.00	
<b>Budget Detail</b>										
<b>Budget Code</b>	<b>Description</b>	<b>Units</b>	<b>Price</b>	<b>Amount</b>						
City Commission	FY18-19 Motor Gas & Oil - Permanent	0.00	0.00	5,000.00						
City Commission	Motor Gas & Oil - 1 Vehicle	0.00	0.00	525.00						
<a href="#">001-5-1805-21700</a>	Minor Eq/Furniture	0.00	0.00	0.00	0.00	0.00	0.00	1,000.00	1,000.00	

General Funds

For Fiscal: 10/2017-09/2018 Period Ending: 09/30/2018

					Defined Budgets					
			2016	2017	2018	2018	2018	2018	2019	2019
			Total Activity	Total Activity	Original Budget	Total Budget (Amended)	YTD Activity	Expected Annual	City Manager Proposed	City Commission Adopted
<b>Budget Detail</b>										
<b>Budget Code</b>	<b>Description</b>	<b>Units</b>	<b>Price</b>	<b>Amount</b>						
City Commission	Core budget	0.00	0.00	1,000.00						
<b>Category: 20 - Supplies Total:</b>			<b>0.00</b>	<b>0.00</b>	<b>0.00</b>	<b>0.00</b>	<b>0.00</b>	<b>0.00</b>	<b>38,525.00</b>	<b>38,525.00</b>
<b>Category: 30 - Services</b>										
<a href="#">001-5-1805-31102</a>	Communications - Municipal Buil...		0.00	0.00	0.00	0.00	0.00	0.00	35,000.00	35,000.00
<b>Budget Detail</b>										
<b>Budget Code</b>	<b>Description</b>	<b>Units</b>	<b>Price</b>	<b>Amount</b>						
City Commission	ATT Phone Svc-Long Distance-Internet-Based c	0.00	0.00	22,520.00						
City Commission	E-Gold Fax Services	12.00	40.00	480.00						
City Commission	New Wave-Internet Svcs-Based on avg billings	0.00	0.00	12,000.00						
<a href="#">001-5-1805-31103</a>	Communications - City Hall Comp..		0.00	0.00	0.00	0.00	0.00	0.00	37,944.00	37,944.00
<b>Budget Detail</b>										
<b>Budget Code</b>	<b>Description</b>	<b>Units</b>	<b>Price</b>	<b>Amount</b>						
City Commission	(1) Smartphone (\$62/mo)	12.00	62.00	744.00						
City Commission	Long Distance & Internet-Based on average bil	12.00	3,100.00	37,200.00						
<a href="#">001-5-1805-31104</a>	Communications - Cottage Buildi...		0.00	0.00	0.00	0.00	0.00	0.00	0.00	0.00
<b>Budget Notes</b>										
<b>Budget Code</b>	<b>Subject</b>									
City Commission	Communications									Billed with City Hall Complex
<a href="#">001-5-1805-31400</a>	Professional Services		0.00	0.00	0.00	0.00	0.00	0.00	7,700.00	7,700.00
<b>Budget Detail</b>										
<b>Budget Code</b>	<b>Description</b>	<b>Units</b>	<b>Price</b>	<b>Amount</b>						
City Commission	Core budget	0.00	0.00	7,700.00						
<a href="#">001-5-1805-31800</a>	Equipment Rent		0.00	0.00	0.00	0.00	0.00	0.00	200.00	200.00
<b>Budget Detail</b>										
<b>Budget Code</b>	<b>Description</b>	<b>Units</b>	<b>Price</b>	<b>Amount</b>						
City Commission	Rental of minor equip-generators	0.00	0.00	200.00						
<a href="#">001-5-1805-31900</a>	Catering		0.00	0.00	0.00	0.00	0.00	0.00	66.00	66.00
<b>Budget Detail</b>										
<b>Budget Code</b>	<b>Description</b>	<b>Units</b>	<b>Price</b>	<b>Amount</b>						
City Commission	EE Appreciation	6.00	11.00	66.00						
<a href="#">001-5-1805-32302</a>	Utilities - Municipal Building		0.00	0.00	0.00	0.00	0.00	0.00	33,375.00	33,375.00

General Funds

For Fiscal: 10/2017-09/2018 Period Ending: 09/30/2018

			Defined Budgets							
			2016	2017	2018	2018	2018	2018	2019	2019
			Total Activity	Total Activity	Original Budget	Total Budget (Amended)	YTD Activity	Expected Annual	City Manager Proposed	City Commission Adopted
<b>Budget Notes</b>										
<b>Budget Code</b>	<b>Subject</b>	<b>Description</b>								
City Commission	Water Meter Locations	200 E Kleberg - A 200 E Kleberg - B 200 E Kleberg - parking lot - irrigation W Caesar & Armstrong Flores Park/E Santa Gertrudis 203 N 6th Landscape 930 E Kenedy Flato Park Caesar & 77 Bypass Wildwood Trail #1 - till Dec 31 2018 - Per Res. 2013-22 Wildwood Trail #2 - till Dec 31 2018 - Per Res. 2013-22								
<b>Budget Detail</b>										
<b>Budget Code</b>	<b>Description</b>	<b>Units</b>	<b>Price</b>	<b>Amount</b>						
City Commission	5% Estimated Water Increase	0.00	0.00	875.00						
City Commission	Electricity - 200 E Kleberg - based on TCAP est.	0.00	0.00	15,000.00						
City Commission	Water-based on avg billings	0.00	0.00	17,500.00						
<a href="#">001-5-1805-32303</a>	Utilities - City Hall Complex		0.00	0.00	0.00	0.00	0.00	0.00	42,789.00	42,789.00
<b>Budget Detail</b>										
<b>Budget Code</b>	<b>Description</b>	<b>Units</b>	<b>Price</b>	<b>Amount</b>						
City Commission	Cable Service \$350/mo + 300 installation	0.00	0.00	4,500.00						
City Commission	Electricity - 400 W King - based off TCAP estim.	0.00	0.00	35,000.00						
City Commission	Est 5% water increase	0.00	0.00	81.00						
City Commission	Est. increase for new City Hall Landscaping	0.00	0.00	5,000.00						
City Commission	Reduce budget to balance	0.00	0.00	-3,400.00						
City Commission	Water - 400 W King - based on avg billings	0.00	0.00	1,608.00						
<a href="#">001-5-1805-32304</a>	Utilities - Cottage Building		0.00	0.00	0.00	0.00	0.00	0.00	1,200.00	1,200.00
<b>Budget Detail</b>										
<b>Budget Code</b>	<b>Description</b>	<b>Units</b>	<b>Price</b>	<b>Amount</b>						
City Commission	Water - 410 W King - based on avg billing	0.00	0.00	1,200.00						
<a href="#">001-5-1805-32400</a>	Laundry		0.00	0.00	0.00	0.00	0.00	0.00	1,185.00	1,185.00
<b>Budget Detail</b>										
<b>Budget Code</b>	<b>Description</b>	<b>Units</b>	<b>Price</b>	<b>Amount</b>						
City Commission	Laundry Services	12.00	98.75	1,185.00						
<b>Category: 30 - Services Total:</b>			<b>0.00</b>	<b>0.00</b>	<b>0.00</b>	<b>0.00</b>	<b>0.00</b>	<b>0.00</b>	<b>159,459.00</b>	<b>159,459.00</b>

General Funds

For Fiscal: 10/2017-09/2018 Period Ending: 09/30/2018

		2016	2017	2018	2018	2018	Defined Budgets		2019	2019
		Total Activity	Total Activity	Original Budget	Total Budget (Amended)	YTD Activity	2018 Expected Annual	City Manager Proposed	City Commission Adopted	
<b>Category: 40 - Repairs</b>										
<a href="#">001-5-1805-41400</a>	Equipment Maintenance	0.00	0.00	0.00	0.00	0.00	0.00	0.00	0.00	0.00
<b>Category: 40 - Repairs Total:</b>		<b>0.00</b>	<b>0.00</b>	<b>0.00</b>	<b>0.00</b>	<b>0.00</b>	<b>0.00</b>	<b>0.00</b>	<b>0.00</b>	<b>0.00</b>
<b>Category: 50 - Maintenance</b>										
<a href="#">001-5-1805-51100</a>	Building Maintenance	0.00	0.00	0.00	0.00	0.00	0.00	92,764.00	92,764.00	
<b>Budget Detail</b>										
<b>Budget Code</b>	<b>Description</b>	<b>Units</b>	<b>Price</b>	<b>Amount</b>						
City Commission	18-19 Accoustical ceiling tiles - PD	0.00	0.00	2,992.00						
City Commission	18-19 Fire Station Garage Door Repair	0.00	0.00	1,678.00						
City Commission	Community Appearance	0.00	0.00	2,500.00						
City Commission	Fire	0.00	0.00	21,350.00						
City Commission	FY18-19 Repair-Fuel Tank Cathodic Protect-On	0.00	0.00	6,250.00						
City Commission	Golf	0.00	0.00	1,500.00						
City Commission	Landfill	0.00	0.00	2,500.00						
City Commission	Parks	0.00	0.00	6,305.00						
City Commission	Police	0.00	0.00	16,400.00						
City Commission	Recycling	0.00	0.00	2,000.00						
City Commission	Service Center	0.00	0.00	11,420.00						
City Commission	Streets	0.00	0.00	1,600.00						
City Commission	Volunteer Fire	0.00	0.00	3,269.00						
City Commission	Waste Water	0.00	0.00	10,000.00						
City Commission	Water Construction	0.00	0.00	2,000.00						
City Commission	Water Production	0.00	0.00	1,000.00						
<a href="#">001-5-1805-51102</a>	Building Maintenance - Municipal..	0.00	0.00	0.00	0.00	0.00	0.00	20,000.00	20,000.00	
<b>Budget Detail</b>										
<b>Budget Code</b>	<b>Description</b>	<b>Units</b>	<b>Price</b>	<b>Amount</b>						
City Commission	Core Budget	0.00	0.00	20,000.00						
<a href="#">001-5-1805-51103</a>	Building Maintenance - City Hall ...	0.00	0.00	0.00	0.00	0.00	0.00	15,000.00	15,000.00	
<b>Budget Detail</b>										
<b>Budget Code</b>	<b>Description</b>	<b>Units</b>	<b>Price</b>	<b>Amount</b>						
City Commission	Core budget	0.00	0.00	15,000.00						
<a href="#">001-5-1805-59100</a>	Grounds & Perm Fixtures	0.00	0.00	0.00	0.00	0.00	0.00	0.00	0.00	0.00
<b>Category: 50 - Maintenance Total:</b>		<b>0.00</b>	<b>0.00</b>	<b>0.00</b>	<b>0.00</b>	<b>0.00</b>	<b>0.00</b>	<b>127,764.00</b>	<b>127,764.00</b>	
<b>Division: 1805 - Facilities Maintenance-GF Total:</b>		<b>0.00</b>	<b>0.00</b>	<b>0.00</b>	<b>0.00</b>	<b>0.00</b>	<b>0.00</b>	<b>411,870.00</b>	<b>411,870.00</b>	

General Funds

For Fiscal: 10/2017-09/2018 Period Ending: 09/30/2018

		2016	2017	2018	2018	2018	Defined Budgets		2019	2019
		Total Activity	Total Activity	Original Budget	Total Budget (Amended)	YTD Activity	2018 Expected Annual	2019 City Manager Proposed	2019 City Commission Adopted	
<b>Division: 1806 - Technology Services</b>										
<b>Category: 10 - Personnel Services</b>										
<a href="#">001-5-1806-11100</a>	Salaries & Wages	0.00	0.00	0.00	0.00	0.00	0.00	128,321.00	128,321.00	
<a href="#">001-5-1806-11400</a>	Retirement - TMRS	0.00	0.00	0.00	0.00	0.00	0.00	10,136.00	10,136.00	
<a href="#">001-5-1806-11500</a>	FICA	0.00	0.00	0.00	0.00	0.00	0.00	9,817.00	9,817.00	
<a href="#">001-5-1806-11600</a>	Group Health Insurance	0.00	0.00	0.00	0.00	0.00	0.00	13,900.00	13,900.00	
<a href="#">001-5-1806-11700</a>	Workers' Compensation	0.00	0.00	0.00	0.00	0.00	0.00	148.00	148.00	
<a href="#">001-5-1806-11800</a>	Unemployment Compensation	0.00	0.00	0.00	0.00	0.00	0.00	675.00	675.00	
<a href="#">001-5-1806-12300</a>	Life Insurance	0.00	0.00	0.00	0.00	0.00	0.00	216.00	216.00	
<b>Category: 10 - Personnel Services Total:</b>		<b>0.00</b>	<b>0.00</b>	<b>0.00</b>	<b>0.00</b>	<b>0.00</b>	<b>0.00</b>	<b>163,213.00</b>	<b>163,213.00</b>	
<b>Category: 20 - Supplies</b>										
<a href="#">001-5-1806-21100</a>	Supplies	0.00	0.00	0.00	0.00	0.00	0.00	400.00	400.00	
<a href="#">001-5-1806-21700</a>	Minor Eq/Furniture	0.00	0.00	0.00	0.00	0.00	0.00	0.00	0.00	
<a href="#">001-5-1806-22600</a>	Computers & Associated Equip	0.00	0.00	0.00	0.00	0.00	0.00	51,804.00	51,804.00	
<b>Budget Detail</b>										
<b>Budget Code</b>	<b>Description</b>	<b>Units</b>	<b>Price</b>	<b>Amount</b>						
City Commission	Peripheral Equipment and Cables	0.00	0.00	4,000.00						
City Commission	Replacement Computer Hardware	0.00	0.00	44,000.00						
City Commission	Tie trunks for PD phone system integration	0.00	0.00	3,804.00						
<b>Category: 20 - Supplies Total:</b>		<b>0.00</b>	<b>0.00</b>	<b>0.00</b>	<b>0.00</b>	<b>0.00</b>	<b>0.00</b>	<b>52,204.00</b>	<b>52,204.00</b>	
<b>Category: 30 - Services</b>										
<a href="#">001-5-1806-31100</a>	Communications	0.00	0.00	0.00	0.00	0.00	0.00	4,000.00	4,000.00	
<b>Budget Detail</b>										
<b>Budget Code</b>	<b>Description</b>	<b>Units</b>	<b>Price</b>	<b>Amount</b>						
City Commission	(1) MiFi device (\$40/mo)	12.00	40.00	480.00						
City Commission	(1) MiFi device (\$50/mo)	12.00	50.00	600.00						
City Commission	(2) Smartphones (\$67/mo)	12.00	134.00	1,608.00						
City Commission	Additional communications needs	0.00	0.00	1,312.00						
<a href="#">001-5-1806-31400</a>	Professional Services	0.00	0.00	0.00	0.00	0.00	0.00	6,000.00	6,000.00	
<b>Budget Detail</b>										
<b>Budget Code</b>	<b>Description</b>	<b>Units</b>	<b>Price</b>	<b>Amount</b>						
City Commission	Infrastructure Install/Labor	0.00	0.00	6,000.00						
<a href="#">001-5-1806-31410</a>	ProfSrv-Sftware Mnt	0.00	0.00	0.00	0.00	0.00	0.00	278,293.00	278,293.00	



General Funds

For Fiscal: 10/2017-09/2018 Period Ending: 09/30/2018

					Defined Budgets							
					2018	2018	2019	2019				
					Total Activity	Total Activity	Original Budget	Total Budget (Amended)	YTD Activity	Expected Annual	City Manager Proposed	City Commission Adopted
<b>Budget Detail</b>												
<b>Budget Code</b>	<b>Description</b>	<b>Units</b>	<b>Price</b>	<b>Amount</b>								
City Commission	Accela Land Management Software Annual Ma	0.00	0.00	26,000.00								
City Commission	Adobe Creative Cloud	0.00	0.00	1,700.00								
City Commission	Autodesk Annual Renewal	0.00	0.00	5,200.00								
City Commission	Backup Software Renewal	0.00	0.00	6,500.00								
City Commission	Firewall Support & Software Renewal	0.00	0.00	18,000.00								
City Commission	FY18-19 Anti-virus software-Recurring-3 yr spli	0.00	0.00	4,000.00								
City Commission	FY18-19 Autodesk Licenses - Recurring	0.00	0.00	4,985.00								
City Commission	FY18-19 Remote Support Software - One-time	0.00	0.00	10,247.00								
City Commission	FY18-19 Replace firewalls over 3 yrs split	0.00	0.00	7,335.00								
City Commission	Garage Software	0.00	0.00	3,000.00								
City Commission	GIS Renewal	0.00	0.00	10,500.00								
City Commission	GovQA	0.00	0.00	14,000.00								
City Commission	Incode	0.00	0.00	68,000.00								
City Commission	Kiosk API Maintenance	0.00	0.00	1,100.00								
City Commission	Laserfische	0.00	0.00	16,000.00								
City Commission	Microsoft Office365	0.00	0.00	32,000.00								
City Commission	NetApp Renewal	0.00	0.00	2,000.00								
City Commission	Offsite Backup Storage	0.00	0.00	10,000.00								
City Commission	Shoretel Partner Support	0.00	0.00	5,458.00								
City Commission	Timeclock Plus	0.00	0.00	12,600.00								
City Commission	Timmons GIS Hosting	0.00	0.00	7,200.00								
City Commission	Touchscreen Directory Annual License Fee	0.00	0.00	468.00								
City Commission	VMware Renewal	0.00	0.00	6,000.00								
City Commission	Web Hosting	0.00	0.00	6,000.00								
<a href="#">001-5-1806-31500</a>	Printing & Publishing		0.00	0.00	0.00	0.00	0.00	0.00	0.00	0.00	100.00	100.00
<b>Budget Detail</b>												
<b>Budget Code</b>	<b>Description</b>	<b>Units</b>	<b>Price</b>	<b>Amount</b>								
City Commission	Business Cards	0.00	0.00	100.00								
<a href="#">001-5-1806-31600</a>	Training & Travel		0.00	0.00	0.00	0.00	0.00	0.00	0.00	0.00	6,000.00	6,000.00
<a href="#">001-5-1806-31700</a>	Memberships & Dues		0.00	0.00	0.00	0.00	0.00	0.00	0.00	0.00	800.00	800.00
<b>Budget Detail</b>												
<b>Budget Code</b>	<b>Description</b>	<b>Units</b>	<b>Price</b>	<b>Amount</b>								
City Commission	TAGITM Membership Dues	0.00	0.00	800.00								
<a href="#">001-5-1806-31900</a>	Catering		0.00	0.00	0.00	0.00	0.00	0.00	0.00	0.00	0.00	0.00

General Funds

For Fiscal: 10/2017-09/2018 Period Ending: 09/30/2018

								Defined Budgets	
		2016	2017	2018	2018	2018	2018	2019	2019
		Total Activity	Total Activity	Original Budget	Total Budget (Amended)	YTD Activity	Expected Annual	City Manager Proposed	City Commission Adopted
<a href="#">001-5-1806-33100</a>	Subscriptions	0.00	0.00	0.00	0.00	0.00	0.00	0.00	0.00
<b>Category: 30 - Services Total:</b>		<b>0.00</b>	<b>0.00</b>	<b>0.00</b>	<b>0.00</b>	<b>0.00</b>	<b>0.00</b>	<b>295,193.00</b>	<b>295,193.00</b>
<b>Category: 60 - Leases</b>									
<a href="#">001-5-1806-64100</a>	Operating Lease	0.00	0.00	0.00	0.00	0.00	0.00	21,452.00	21,452.00
<b>Budget Detail</b>									
<b>Budget Code</b>	<b>Description</b>	<b>Units</b>	<b>Price</b>	<b>Amount</b>					
City Commission	Lease Agreement-Nimble Storage Array	0.00	0.00	18,000.00					
City Commission	Operating Lease	0.00	0.00	3,452.00					
<a href="#">001-5-1806-64200</a>	Capital Lease - Principle	0.00	0.00	0.00	0.00	0.00	0.00	9,792.00	9,792.00
<b>Budget Notes</b>									
<b>Budget Code</b>	<b>Subject</b>	<b>Description</b>							
City Commission	Nimble Array Storage Lease	Year 1 of 5: \$815.76/month							
<b>Budget Detail</b>									
<b>Budget Code</b>	<b>Description</b>	<b>Units</b>	<b>Price</b>	<b>Amount</b>					
City Commission	Nimble Array Storage Lease	12.00	816.00	9,792.00					
<a href="#">001-5-1806-64201</a>	Capital Lease-Interest	0.00	0.00	0.00	0.00	0.00	0.00	0.00	0.00
<b>Category: 60 - Leases Total:</b>		<b>0.00</b>	<b>0.00</b>	<b>0.00</b>	<b>0.00</b>	<b>0.00</b>	<b>0.00</b>	<b>31,244.00</b>	<b>31,244.00</b>
<b>Category: 70 - Capital Outlay</b>									
<a href="#">001-5-1806-72600</a>	Computers & Associated Equip	0.00	0.00	0.00	0.00	0.00	0.00	76,581.00	76,581.00
<b>Budget Detail</b>									
<b>Budget Code</b>	<b>Description</b>	<b>Units</b>	<b>Price</b>	<b>Amount</b>					
City Commission	FY 18-19 Oper IQ EMS Medication/Supply	0.00	0.00	27,635.00					
City Commission	Nimble Array Storage-Leased Equip	0.00	0.00	48,946.00					
<b>Category: 70 - Capital Outlay Total:</b>		<b>0.00</b>	<b>0.00</b>	<b>0.00</b>	<b>0.00</b>	<b>0.00</b>	<b>0.00</b>	<b>76,581.00</b>	<b>76,581.00</b>
<b>Division: 1806 - Technology Services Total:</b>		<b>0.00</b>	<b>0.00</b>	<b>0.00</b>	<b>0.00</b>	<b>0.00</b>	<b>0.00</b>	<b>618,435.00</b>	<b>618,435.00</b>
<b>AcctType: 5 - Expense Total:</b>		<b>854,540.97</b>	<b>769,617.29</b>	<b>976,190.00</b>	<b>961,190.00</b>	<b>872,095.13</b>	<b>941,076.32</b>	<b>1,993,998.00</b>	<b>1,993,998.00</b>
<b>Department : 180 - Finance Surplus (Deficit):</b>		<b>10,611,877.10</b>	<b>11,032,872.52</b>	<b>11,249,182.00</b>	<b>11,264,182.00</b>	<b>11,031,880.89</b>	<b>11,279,231.68</b>	<b>10,475,475.00</b>	<b>10,475,475.00</b>



## PURCHASING/IT - GF

---

Purchasing - GF – Division 1900 & 1901 has been merged with Finance Division 1801.  
This division is only shown for prior year activity.

Technology Services – GF – Division 1902 is now Division 1806.  
This division has been moved under the Finance Department and is only shown  
for prior year activity.

General Funds

For Fiscal: 10/2017-09/2018 Period Ending: 09/30/2018

		Defined Budgets							
		2016	2017	2018	2018	2018	2018	2019	2019
		Total Activity	Total Activity	Original Budget	Total Budget (Amended)	YTD Activity	Expected Annual	City Manager Proposed	City Commission Adopted
Department : 190 - Technology Services									
AcctType: 4 - Revenue									
Division: 1900 - Purchasing & Technology									
<a href="#">001-4-1900-92000</a>	Auction Revenue	43,215.00	140.40	1,000.00	1,000.00	625.00	0.00	0.00	0.00
<b>Division: 1900 - Purchasing &amp; Technology Total:</b>		<b>43,215.00</b>	<b>140.40</b>	<b>1,000.00</b>	<b>1,000.00</b>	<b>625.00</b>	<b>0.00</b>	<b>0.00</b>	<b>0.00</b>
<b>AcctType: 4 - Revenue Total:</b>		<b>43,215.00</b>	<b>140.40</b>	<b>1,000.00</b>	<b>1,000.00</b>	<b>625.00</b>	<b>0.00</b>	<b>0.00</b>	<b>0.00</b>

General Funds

For Fiscal: 10/2017-09/2018 Period Ending: 09/30/2018

		2016	2017	2018	2018	2018	Defined Budgets		2019	2019
		Total Activity	Total Activity	Original Budget	Total Budget (Amended)	YTD Activity	2018 Expected Annual	2019 City Manager Proposed	2019 City Commission Adopted	
<b>AcctType: 5 - Expense</b>										
<b>Division: 1901 - Purchasing</b>										
<b>Category: 10 - Personnel Services</b>										
<a href="#">001-5-1901-11100</a>	Salaries & Wages	100,157.28	85,987.03	0.00	0.00	0.00	0.00	0.00	0.00	0.00
<a href="#">001-5-1901-11200</a>	Overtime	919.11	297.94	0.00	0.00	0.00	0.00	0.00	0.00	0.00
<a href="#">001-5-1901-11400</a>	Retirement - TMRS	9,863.09	7,972.27	0.00	0.00	0.00	0.00	0.00	0.00	0.00
<a href="#">001-5-1901-11500</a>	FICA	7,752.57	6,325.50	0.00	0.00	0.00	0.00	0.00	0.00	0.00
<a href="#">001-5-1901-11600</a>	Group Health Insurance	23,751.60	25,910.00	0.00	0.00	0.00	0.00	0.00	0.00	0.00
<a href="#">001-5-1901-11700</a>	Workers' Compensation	218.96	164.24	0.00	0.00	0.00	0.00	0.00	0.00	0.00
<a href="#">001-5-1901-11800</a>	Unemployment Compensation	342.73	113.23	0.00	0.00	0.00	0.00	0.00	0.00	0.00
<a href="#">001-5-1901-12000</a>	Car Allowance	3,627.65	0.00	0.00	0.00	0.00	0.00	0.00	0.00	0.00
<a href="#">001-5-1901-12300</a>	Life Insurance	159.97	145.98	0.00	0.00	0.00	0.00	0.00	0.00	0.00
<b>Category: 10 - Personnel Services Total:</b>		<b>146,792.96</b>	<b>126,916.19</b>	<b>0.00</b>	<b>0.00</b>	<b>0.00</b>	<b>0.00</b>	<b>0.00</b>	<b>0.00</b>	<b>0.00</b>
<b>Category: 20 - Supplies</b>										
<a href="#">001-5-1901-21100</a>	Supplies	2,319.23	826.63	0.00	0.00	0.00	0.00	0.00	0.00	0.00
<a href="#">001-5-1901-21200</a>	Uniforms & Personal Wear	0.00	0.00	0.00	0.00	0.00	0.00	0.00	0.00	0.00
<a href="#">001-5-1901-21700</a>	Minor Eq/Furniture	658.61	1,477.08	0.00	0.00	0.00	0.00	0.00	0.00	0.00
<a href="#">001-5-1901-22600</a>	Computers & Associated Equip	529.26	0.00	0.00	0.00	0.00	0.00	0.00	0.00	0.00
<b>Category: 20 - Supplies Total:</b>		<b>3,507.10</b>	<b>2,303.71</b>	<b>0.00</b>	<b>0.00</b>	<b>0.00</b>	<b>0.00</b>	<b>0.00</b>	<b>0.00</b>	<b>0.00</b>
<b>Category: 30 - Services</b>										
<a href="#">001-5-1901-31100</a>	Communications	2,978.79	1,334.96	0.00	0.00	0.00	0.00	0.00	0.00	0.00
<a href="#">001-5-1901-31400</a>	Professional Services	128.00	0.00	0.00	0.00	0.00	0.00	0.00	0.00	0.00
<a href="#">001-5-1901-31500</a>	Printing & Publishing	1,300.52	1,073.85	0.00	0.00	0.00	0.00	0.00	0.00	0.00
<a href="#">001-5-1901-31600</a>	Training & Travel	3,558.87	4,344.58	0.00	0.00	0.00	0.00	0.00	0.00	0.00
<a href="#">001-5-1901-31700</a>	Memberships & Dues	515.00	250.00	0.00	0.00	0.00	0.00	0.00	0.00	0.00
<a href="#">001-5-1901-31900</a>	Catering	33.00	22.00	0.00	0.00	0.00	0.00	0.00	0.00	0.00
<a href="#">001-5-1901-33100</a>	Subscriptions	107.17	158.00	0.00	0.00	0.00	0.00	0.00	0.00	0.00
<b>Category: 30 - Services Total:</b>		<b>8,621.35</b>	<b>7,183.39</b>	<b>0.00</b>	<b>0.00</b>	<b>0.00</b>	<b>0.00</b>	<b>0.00</b>	<b>0.00</b>	<b>0.00</b>
<b>Division: 1901 - Purchasing Total:</b>		<b>158,921.41</b>	<b>136,403.29</b>	<b>0.00</b>	<b>0.00</b>	<b>0.00</b>	<b>0.00</b>	<b>0.00</b>	<b>0.00</b>	<b>0.00</b>

General Funds

For Fiscal: 10/2017-09/2018 Period Ending: 09/30/2018

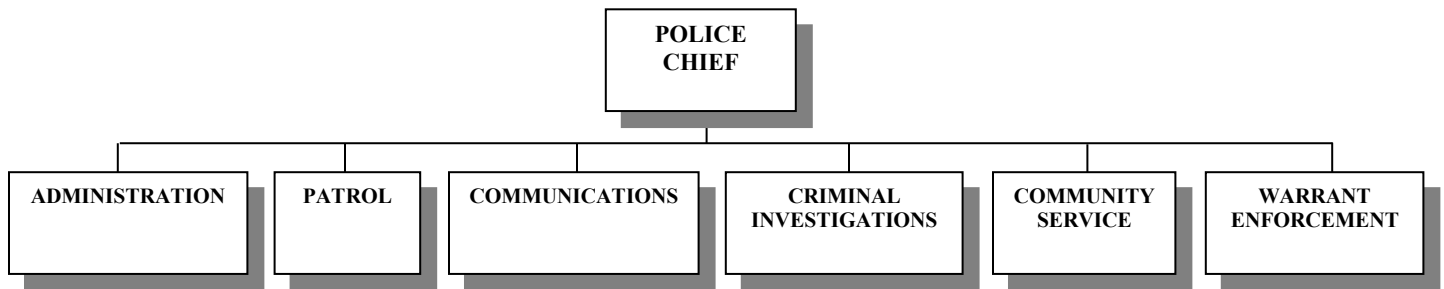
		2016	2017	2018	2018	2018	Defined Budgets		
		Total Activity	Total Activity	Original Budget	Total Budget (Amended)	YTD Activity	2018 Expected Annual	2019 City Manager Proposed	2019 City Commission Adopted
<b>Division: 1902 - Technology Services</b>									
<b>Category: 10 - Personnel Services</b>									
<a href="#">001-5-1902-11100</a>	Salaries & Wages	82,690.85	104,145.46	125,309.00	111,783.28	107,361.04	111,680.00	0.00	0.00
<b>Budget Notes</b>									
<b>Budget Code</b>	<b>Subject</b>	<b>Description</b>							
City Commission	Moved to Division 1806	Now under Finance Department							
<a href="#">001-5-1902-11200</a>	Overtime	3,174.43	195.20	0.00	0.00	0.00	0.00	0.00	0.00
<a href="#">001-5-1902-11400</a>	Retirement - TMRS	8,437.70	8,855.96	11,942.00	11,942.00	9,539.07	9,589.00	0.00	0.00
<a href="#">001-5-1902-11500</a>	FICA	6,766.51	7,917.38	9,587.00	8,552.28	8,135.50	8,460.00	0.00	0.00
<a href="#">001-5-1902-11600</a>	Group Health Insurance	12,650.00	12,810.00	13,900.00	13,738.00	13,738.08	13,738.00	0.00	0.00
<a href="#">001-5-1902-11700</a>	Workers' Compensation	185.46	198.47	240.00	214.19	138.27	145.00	0.00	0.00
<a href="#">001-5-1902-11800</a>	Unemployment Compensation	342.00	53.26	675.00	450.00	324.02	450.00	0.00	0.00
<a href="#">001-5-1902-12000</a>	Car Allowance	3,627.65	0.00	0.00	0.00	0.00	0.00	0.00	0.00
<a href="#">001-5-1902-12300</a>	Life Insurance	168.98	176.94	216.00	216.00	216.00	216.00	0.00	0.00
<b>Category: 10 - Personnel Services Total:</b>		<b>118,043.58</b>	<b>134,352.67</b>	<b>161,869.00</b>	<b>146,895.75</b>	<b>139,451.98</b>	<b>144,278.00</b>	<b>0.00</b>	<b>0.00</b>
<b>Category: 20 - Supplies</b>									
<a href="#">001-5-1902-21100</a>	Supplies	396.85	0.00	400.00	400.00	12.84	400.00	0.00	0.00
<a href="#">001-5-1902-21700</a>	Minor Eq/Furniture	6,409.63	43.77	0.00	642.04	642.04	642.04	0.00	0.00
<a href="#">001-5-1902-22600</a>	Computers & Associated Equip	54,740.84	75,984.91	40,006.00	54,363.96	52,181.53	39,363.96	0.00	0.00
<b>Category: 20 - Supplies Total:</b>		<b>61,547.32</b>	<b>76,028.68</b>	<b>40,406.00</b>	<b>55,406.00</b>	<b>52,836.41</b>	<b>40,406.00</b>	<b>0.00</b>	<b>0.00</b>
<b>Category: 30 - Services</b>									
<a href="#">001-5-1902-31100</a>	Communications	3,885.50	2,982.87	4,000.00	4,800.00	4,909.48	4,800.00	0.00	0.00
<a href="#">001-5-1902-31400</a>	Professional Services	9,400.00	27,089.45	6,200.00	20,284.75	17,918.13	20,285.75	0.00	0.00
<a href="#">001-5-1902-31410</a>	ProfSrv-Sftware Mnt	156,031.52	151,256.00	248,364.00	248,364.00	245,597.59	248,363.00	0.00	0.00
<a href="#">001-5-1902-31500</a>	Printing & Publishing	0.00	0.00	0.00	87.50	87.50	87.50	0.00	0.00
<a href="#">001-5-1902-31600</a>	Training & Travel	4,525.39	299.00	6,000.00	6,000.00	3,466.33	3,500.00	0.00	0.00
<a href="#">001-5-1902-31700</a>	Memberships & Dues	0.00	150.00	800.00	800.00	0.00	800.00	0.00	0.00
<a href="#">001-5-1902-31900</a>	Catering	0.00	22.00	33.00	33.00	0.00	0.00	0.00	0.00
<a href="#">001-5-1902-33100</a>	Subscriptions	3,954.97	116.20	0.00	0.00	0.00	0.00	0.00	0.00
<b>Category: 30 - Services Total:</b>		<b>177,797.38</b>	<b>181,915.52</b>	<b>265,397.00</b>	<b>280,369.25</b>	<b>271,979.03</b>	<b>277,836.25</b>	<b>0.00</b>	<b>0.00</b>

General Funds

For Fiscal: 10/2017-09/2018 Period Ending: 09/30/2018

		Defined Budgets							
		2016	2017	2018	2018	2018	2018	2019	2019
		Total Activity	Total Activity	Original Budget	Total Budget (Amended)	YTD Activity	Expected Annual	City Manager Proposed	City Commission Adopted
<b>Category: 40 - Repairs</b>									
<a href="#">001-5-1902-41400</a>	Equipment Maintenance	0.00	189.23	0.00	1.00	1.00	1.00	0.00	0.00
<b>Category: 40 - Repairs Total:</b>		<b>0.00</b>	<b>189.23</b>	<b>0.00</b>	<b>1.00</b>	<b>1.00</b>	<b>1.00</b>	<b>0.00</b>	<b>0.00</b>
<b>Category: 60 - Leases</b>									
<a href="#">001-5-1902-64100</a>	Operating Lease	0.00	20,940.03	21,542.00	21,542.00	20,940.03	21,542.00	0.00	0.00
<b>Category: 60 - Leases Total:</b>		<b>0.00</b>	<b>20,940.03</b>	<b>21,542.00</b>	<b>21,542.00</b>	<b>20,940.03</b>	<b>21,542.00</b>	<b>0.00</b>	<b>0.00</b>
<b>Category: 70 - Capital Outlay</b>									
<a href="#">001-5-1902-71200</a>	Machinery/Equipment	0.00	0.00	0.00	0.00	0.00	0.00	0.00	0.00
<a href="#">001-5-1902-72602</a>	Computers & Associated Eqp.	0.00	0.00	0.00	0.00	0.00	0.00	0.00	0.00
<b>Category: 70 - Capital Outlay Total:</b>		<b>0.00</b>	<b>0.00</b>	<b>0.00</b>	<b>0.00</b>	<b>0.00</b>	<b>0.00</b>	<b>0.00</b>	<b>0.00</b>
<b>Division: 1902 - Technology Services Total:</b>		<b>357,388.28</b>	<b>413,426.13</b>	<b>489,214.00</b>	<b>504,214.00</b>	<b>485,208.45</b>	<b>484,063.25</b>	<b>0.00</b>	<b>0.00</b>
<b>AcctType: 5 - Expense Total:</b>		<b>516,309.69</b>	<b>549,829.42</b>	<b>489,214.00</b>	<b>504,214.00</b>	<b>485,208.45</b>	<b>484,063.25</b>	<b>0.00</b>	<b>0.00</b>
<b>Department : 190 - Technology Services Surplus (Deficit):</b>		<b>-473,094.69</b>	<b>-549,689.02</b>	<b>-488,214.00</b>	<b>-503,214.00</b>	<b>-484,583.45</b>	<b>-484,063.25</b>	<b>0.00</b>	<b>0.00</b>

# POLICE



## DESCRIPTION

The Kingsville Police Department is comprised of 6 divisions, Administration, Patrol, Communications, Criminal Investigations, Community Services, and Warrant Enforcement. The Kingsville Police Department continually strives to make City of Kingsville the safest community in the country by:

- Providing high quality service.
- Continually provide a work environment where people want to come to work and succeed
- Treating all with dignity and respect
- Improving the quality of life
- Partnering with the community to build trust and enable us to identify and solve problems together

## DEPARTMENT ACCOMPLISHMENTS

For Fiscal Year 17-18

1. Applied and Received Operation Border Star Grant in the amount of \$85,000 for criminal investigations involving narcotics, human trafficking and gang involvement.
2. Applied and received Operation Stonegarden Funds in the amount of \$162,881.56.
  - a. Personnel services (overtime) and benefits was funded.
  - b. 2 Fiber Optic Kits \$31,540.00
3. New siren installed
  - a. The City of Kingsville’s storm siren warning system added a 4th siren located on the east side of US 77 Bypass on Carlos Truan Blvd., August 2017, which are designed to alert residents who are outdoors of the immediate approach of a tornado.
4. Installation and implementation of 800MHz Phase 1 P25 System.
  - a. Dailey Wells completed installation of new mobile radios and replacement of old analog to digital radios.
  - b. Partners tested the new system to insure their equipment functioned properly.
  - c. Project completed July 2017.
5. Continued Kingsville Initiative for Drug Free Zones (Project K.I.D.Z.) whereby staff and officers attend community functions such as first day of school carnival at K.I.S.D., attending church days, National Night Out and giving out popcorn, snow cones and hotdogs



to enhance community interaction between law enforcement officers and staff and providing drug free messages.

6. Chapter 59 community donations in the amount of \$5,000 each to:
  - a. Palmer Drug Abuse Program
  - b. Kingsville Boys and Girls Club
  - c. Communities in Schools
  - d. Kingsville Boxing Club
  - e. Boy Scouts of America
7. The following courses have been provided to the community by officers and staff.
  - a. Civilian Response Active Shooter Events (CRASE)
  - b. Synthetic Marijuana and its impact to the community
  - c. Robbery response for bank employees
8. Participation in Micro-societies
  - a. A.D. Harvey Elementary School
  - b. Jesus Perez Elementary School
  - c. John S. Gillett Intermediate School
9. Provided traffic control and assistance for “Wings Over South Texas” air show
  - a. Provided interoperability between surrounding law enforcement agencies and NAS Kingsville
10. Communications trailer upgrade completed March 2018
  - a. Trailer painted and repaired.
  - b. Successful Radio Console patch of KFD Fire on 800 MHz, NASK FD on UHF
  - c. Successful ACU 1000 radio patch of KPD on 800 MHz Phase 1 P25, NASK LE on UHF and DPS on VHF P25 System
  - d. PTZ camera 20x optical zoom installed on mast which will allow us to view events and/or crimes scenes from a safe distance. This also allows us to view live feed within the communications trailer, as well as capture still images.
11. Money Seizure
  - a. \$1,071,503.00 seized on January 24, 2018 on US Highway 77. Defendant Santos Hernandez Juarez pleaded guilty to all charges in Federal Court and money was awarded to Kingsville Police Department on April 20, 2018.
12. Local murder
  - a. Suspect Francisco Garcia Longoria was charged for the murder of Raul Rodriguez, on July 1, 2017 and was served with an arrest warrant on July 10, 2017. Longoria was located in Missouri by KPD Detectives and Texas Rangers and was extradited back to Kingsville on August 17, 2017. Longoria is currently being held at the Kleberg County Jail, awaiting trial.
13. 120 undercover buys and 23 search and arrest warrants including:
  - a. On 02/16/2018, the Kingsville Police Department Street Level Operations Team conducted a joint investigation with the United States Postal Service and the Texas Department of Public Safety. The investigation resulted in a search warrant that was executed by the Kingsville Police Department Special Weapons and Tactics Team in the 900 block of East Lee Avenue in Kingsville, Texas. During the search, multiple illegal items were located throughout the residence by the search teams. Some of the contraband collected included: over three ounces of cocaine, over six pounds of marijuana, nearly \$10,000.00 of United States

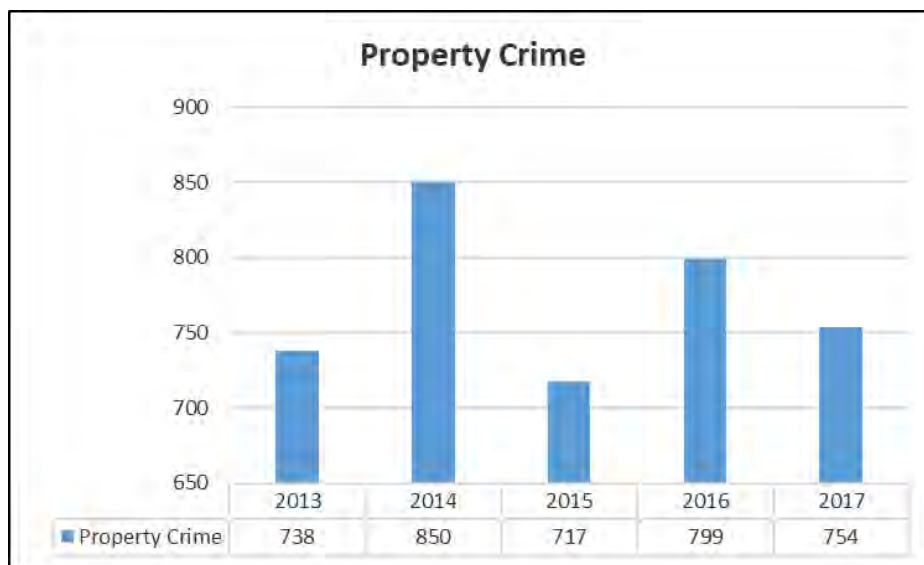
currency deemed to be drug proceeds, 3 handguns and one of which was stolen, approximately 24 grams of MDMA (Ecstasy), multiple items used to package and distribute narcotics, brass knuckles, over 40 grams of tramadol, several grams of Alprazolam and several other abuse-able prescription narcotics.

- b. On 04/06/2018, the Kingsville Police Department's Street Level Operations Team and SWAT unit conducted a search warrant in the 800 Block of West Alice Street. The investigative search team located synthetic marijuana in the toilet in the bathroom of the residence and two individuals were arrested for criminal offenses. A digital scale, packaging materials and United States currency believed to be proceeds of narcotics trafficking were also seized. A total of 7.13 ounces or 202 grams of synthetic marijuana was recovered. The location of the executed search warrant is within 1000 feet of a Drug Free Zone, TAMUK. So, charges could possibly be enhanced by the Kleberg County's District Attorney's Office. This investigation has been on-going for several months and other arrests are likely.
14. Grant applications submitted for the following
- a. Grant/App 3682101 – NIBRS Transition Project in the amount of \$336,985.60. The City of Kingsville Police Department would like to utilize this grant to apply for a NIBRS compliant Records Management System to include the Records Management System, Computer-Aided Dispatch and Mobile Records Software. We have requested interface capabilities with the Kingsville Fire Departments ERS System, emergency 911 and for the Incode/Brazostech software for the City of Kingsville Municipal Court. EFORCE has provided a quote for all the software, software interfaces and hardware for the Texas Conversion to the National Incident-Based Reporting System (NIBRS).
  - b. Grant 3593801 – Site Security and Tactical Team Enhancement Project
    1. (15) Clarus XPR headsets to outfit SWAT Operators
    2. Mobile Command Module with 2-way (Push to Talk) Throw Speaker & 200ft. cable reel, roller carry case, and additional hardware.
15. Grants awarded
1. Department of Justice-Edward Byrne Memorial Justice Assistance Grant Program Grant Number 3383001. The Statement of Award allows for the City of Kingsville to purchase two T Series Dispatch Consoles at a cost of \$32,000.00. Renovation of the Communication Division – projected began on date of the completed date July 19
  - a. Rifle-Resistant Body Armor Grant in the amount of \$43,000.00. Armor has been ordered as of March 2018.
16. Council of Governments installed the regional host 911-VIPER system at our department
17. Patrol Units
- a. Kingsville Police Department using Chapter 59 seized funds purchased 5 new Patrol Units February 2017 (5 new Patrol Units which include 2 SUVs and 3 Interceptors), funded by Chapter 59, in the amount of \$123,853.50. Units were received fully up-fitted July 2017.
  - b. In October 2017 an additional 4 new Patrol Units (Chevrolet Tahoes) in the amount of \$127,280.00, which were also funded by Chapter 59. Units are

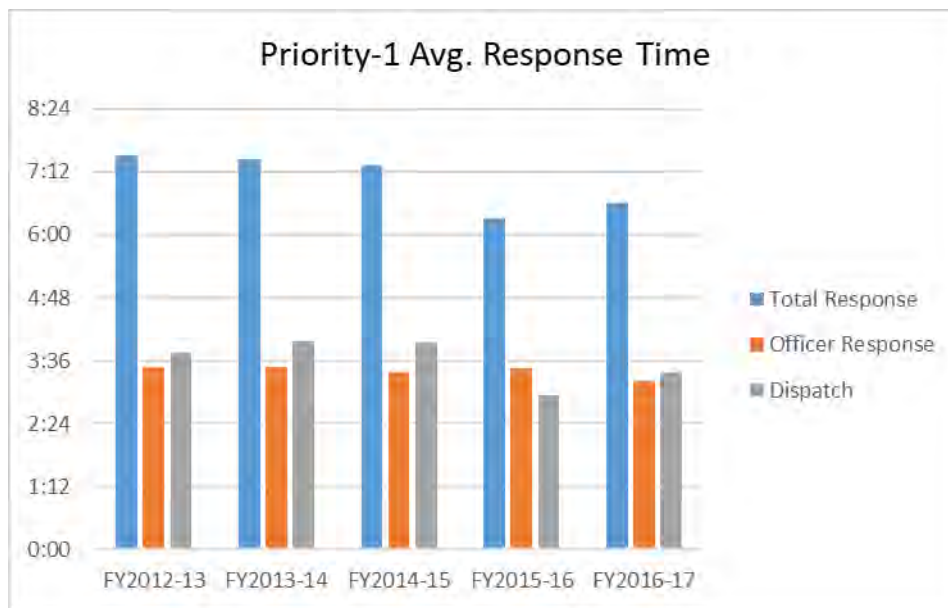
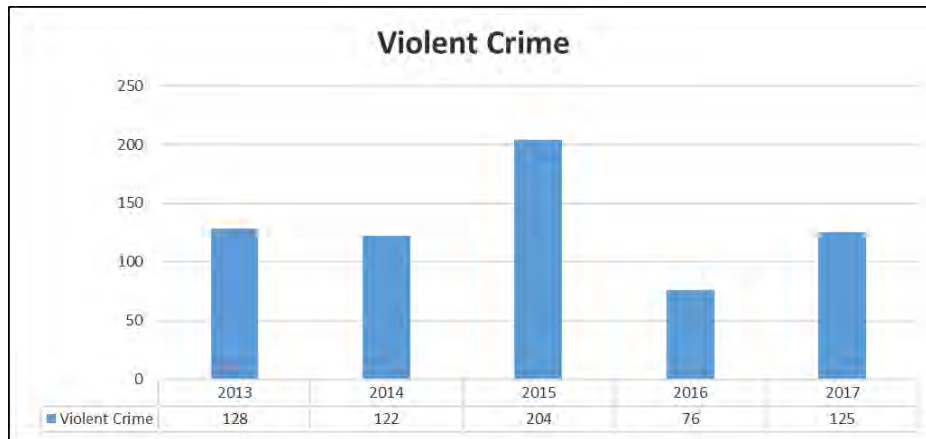
currently being up-fitted by Capfleet. Once completed, units will be delivered to KPD.

- 18. Upgrade of phone system
  - a. Planning of phone system purchase with Mitel. Representative is scheduled to meet with KPD on Tuesday, March 1, 2018 to discuss the migration of current phone system to VOIP. Quote currently in process and will be reviewed during that time.
- 19. 2018 Warrant Roundup
  - a. 331 Warrants Cleared
  - b. \$55,987.36 Collected
  - c. \$24,148.58 Cleared by Arrest
- 20. Text to 911
  - a. Text to 9-1-1 is a service that allows citizens to send a text message directly to 9-1-1 for assistance in the event they are unable to make a voice call.
- 21. Upgrade of Nixle System to Nixle 360. Nixle 360 is a Web-based solution that reaches residents and key personnel during emergencies using voice, email, SMS texting, and social media. It allows us to reach out email, SMS texting, and social media for critical situations, such as severe weather events, evacuations, safety hazards, security threats. This upgrade will also allow us to use target notification and customize certain areas or even to enter an address and use Geoslide to select a radius.








PERFORMANCE MEASURES



PERFORMANCE MEASURES



GOALS AND OBJECTIVES

Objective	City Commission Vision	
<p><b>Goal:</b> Recruit and replace officer vacancies</p> <p><b>Objective:</b> Reduce vacancy % of current sworn funded positions.</p>		<p>Safe and Secure Environment</p>
<p><b>Goal:</b> Ensure that officers respond with courtesy and respect in a timely manner.</p> <p><b>Objective:</b> Respond to emergency scenes ensuring standards are followed and measured response times.</p>		<p>Safe and Secure Environment</p>
		<p>Superior City Services</p>
<p><b>Goal:</b> Implement a high-quality training program for both pre-service and in-service employees.</p> <p><b>Objective:</b> Provide funding to train staff in the budget.</p>		<p>Safe and Secure Environment</p>
		<p>Superior City Services</p>
<p><b>Goal:</b> Acquire additional officers, support staff and equipment.</p> <p><b>Objective:</b> Increases number in personnel.</p>		<p>Safe and Secure Environment</p>
		<p>Superior City Services</p>

## FY 18-19 BUDGET HIGHLIGHTS

Division	Change	Personnel	Operations	Capital Outlay	Total Changes
FY 17-18 Original Budget	\$371,371	\$339,909	\$31,462	\$0	\$371,371
FY 18-19 Adopted Budget	\$372,447	\$340,809	\$31,638	\$0	\$372,447
2101 - Police Administration	\$1,076	\$900	\$176	\$0	\$1,076

## Change Description

## Personnel

- 2% COLA increases for non-civil service - \$3,578
- Anniversary increases - \$3,312
- Decrease in TMRS rate
- Decrease in Workers Comp Experience modifier rate

## Operations

- **Overall Supplies Category:**
  - Increase in motor gas & oil

## FY 18-19 BUDGET HIGHLIGHTS

Division	Change	Personnel	Operations	Capital Outlay	Total Changes
FY 17-18 Original Budget	\$2,865,294	\$2,520,504	\$344,790	\$0	\$2,865,294
FY 18-19 Adopted Budget	\$2,930,921	\$2,580,031	\$350,890	\$0	\$2,930,921
2102 - Police Patrol	\$65,627	\$59,527	\$6,100	\$0	\$65,627

## Change Description

## Personnel

- 2% COLA increases for non-civil service - \$592
- Anniversary increases - \$8,562
- Decrease in TMRS rate
- Decrease in Workers Comp Experience modifier rate
- Two Police Officers transferred in from another division

## Operations

- **Overall Supplies Category:**
  - Increase in supplies, motor gas & oil, minor equipment
  - Approved supplemental request for additional supplies - \$670
  - Approved supplemental request for Ticket writers, printers & radars - \$4,550
- **Overall Services Category:**
  - Increase in printing & publishing
  - Decrease in training & travel, Jail Contract
  - Approved supplemental request for increase cost of forms - \$500
- **Overall Repairs Category:**
  - Increase in vehicle maintenance
  - Approved supplemental request for Vehicle Maintenance - \$4,000

## FY 18-19 BUDGET HIGHLIGHTS

Division	Change	Personnel	Operations	Capital Outlay	Total Changes
FY 17-18 Original Budget	\$914,844	\$722,258	\$192,586	\$0	\$914,844
FY 18-19 Adopted Budget	\$928,687	\$736,083	\$192,604	\$0	\$928,687
2103 - Communications	\$13,843	\$13,825	\$18	\$0	\$13,843

## Change Description

## Personnel

- 2% COLA increases - \$8,960
- Anniversary increases - \$2,920
- Decrease in TMRS rate
- Decrease in Workers Comp Experience modifier rate

## Operations

- **Overall Supplies Category:**
- Increase in motor gas & oil

## FY 18-19 BUDGET HIGHLIGHTS

Division	Change	Personnel	Operations	Capital Outlay	Total Changes
FY 17-18 Original Budget	\$1,138,177	\$1,075,913	\$62,264	\$0	\$1,138,177
FY 18-19 Adopted Budget	\$981,275	\$911,975	\$69,300	\$0	\$981,275
2104 - Criminal Investigations	(\$156,902)	(\$163,938)	\$7,036	\$0	(\$156,902)

## Change Description

## Personnel

- 2% COLA increases for non-civil service - \$1,410
- Anniversary increases - \$1,143
- Decrease in TMRS rate
- Decrease in Workers Comp Experience modifier rate
- Two Police Officer positions were transferred to a different division

## Operations

- **Overall Supplies Category:**
- Increase in supplies, motor gas & oil, minor equipment
- Approved supplemental request for one-time purchase of Swabs and cleaners for ION scanner - \$2,000
- Approved supplemental request for one-time purchase of cameras - \$1,235
- Approved supplemental request for one-time purchase of Sit-Stand desk risers - \$3,240

## FY 18-19 BUDGET HIGHLIGHTS

Division	Change	Personnel	Operations	Capital Outlay	Total Changes
FY 17-18 Original Budget	\$123,324	\$68,884	\$54,440	\$0	\$123,324
FY 18-19 Adopted Budget	\$175,344	\$109,925	\$65,419	\$0	\$175,344
2105 - Community Service	\$52,020	\$41,041	\$10,979	\$0	\$52,020

## Change Description

## Personnel

- Decrease in TMRS rate
- Decrease in Workers Comp Experience modifier rate
- Additional overtime was transferred from another division

## Operations

- **Overall Supplies Category:**
  - Increase in motor gas & oil, guns & ammunition
  - Approved supplemental request for ammunition for qualifications & simmunition for force on force training - \$10,337
- **Overall Services Category:**
  - Approved supplemental request for new employee training - \$670

## FY 18-19 BUDGET HIGHLIGHTS

Division	Change	Personnel	Operations	Capital Outlay	Total Changes
FY 17-18 Original Budget	\$84,379	\$76,900	\$7,479	\$0	\$84,379
FY 18-19 Adopted Budget	\$88,631	\$76,510	\$12,121	\$0	\$88,631
2106 - Warrants Enforcement	\$4,252	(\$390)	\$4,642	\$0	\$4,252

## Change Description

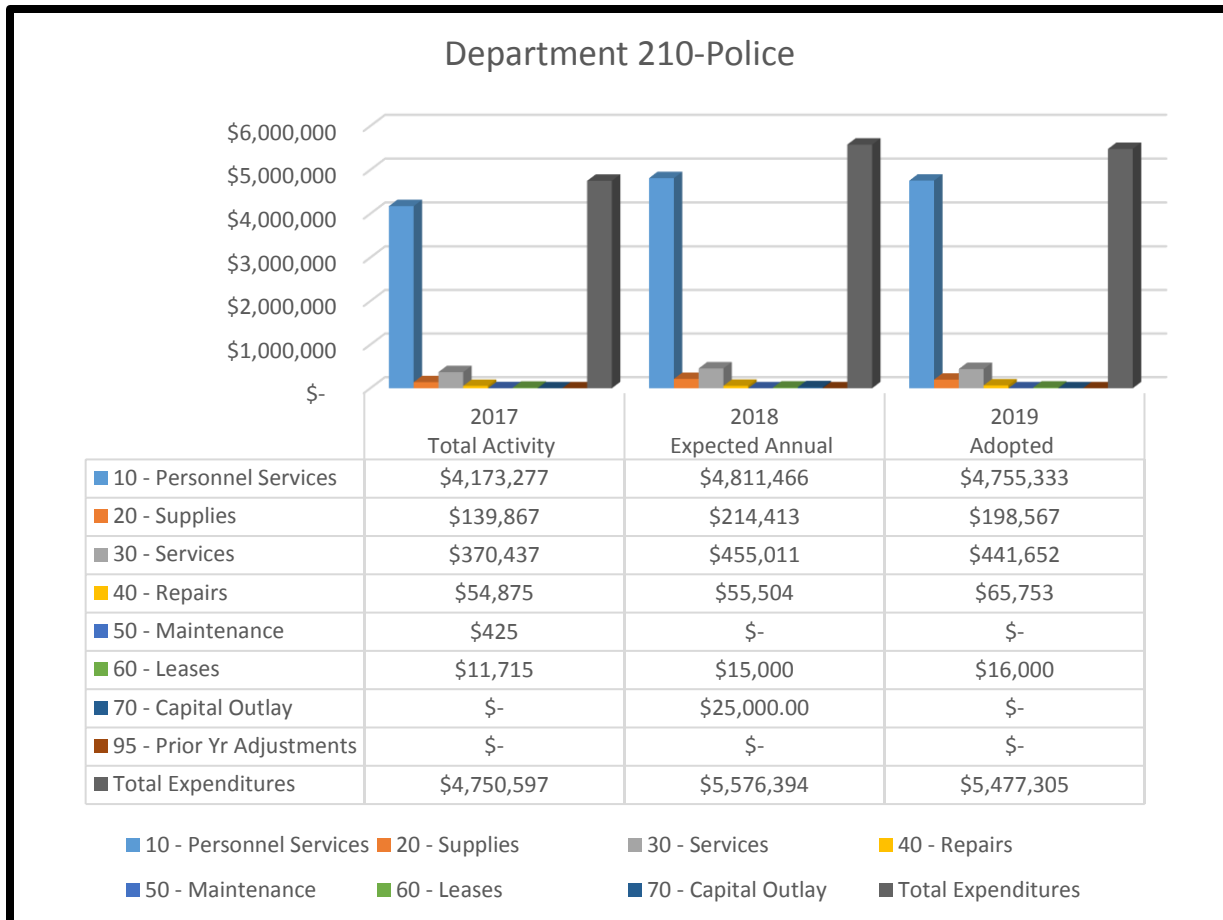
## Personnel

- Decrease in TMRS rate
- Decrease in Workers Comp Experience modifier rate

## Operations

- **Overall Supplies Category:**
  - Increase in motor gas & oil & computers
- **Overall Repairs Category:**
  - Increase in vehicle maintenance
  - Approved supplemental request for additional vehicle maintenance - \$2,000





General Funds

For Fiscal: 10/2017-09/2018 Period Ending: 09/30/2018

		2016	2017	2018	2018	2018	Defined Budgets		2019	2019
		Total Activity	Total Activity	Original Budget	Total Budget (Amended)	YTD Activity	2018 Expected Annual	2019 City Manager Proposed	2019 City Commission Adopted	
Department : 210 - Police AcctType: 4 - Revenue Division: 2100 - Police										
<a href="#">001-4-2100-56615</a>	Arrest Fees	16,876.50	14,219.90	20,000.00	20,000.00	16,015.94	14,000.00	15,000.00	15,000.00	
	<b>Budget Notes</b>									
	<b>Budget Code</b>									
	City Commission									
	<b>Subject</b>	<b>Description</b>								
	Arrest Fees	History for this line items shows only about \$10,000 collected annually.								
<a href="#">001-4-2100-56620</a>	Police Accident Reports	1,603.00	941.00	2,000.00	2,000.00	954.00	1,000.00	1,000.00	1,000.00	
	<b>Budget Notes</b>									
	<b>Budget Code</b>									
	City Commission									
	<b>Subject</b>	<b>Description</b>								
	Accident Reports	Accident Reports are now completed online on CRASH website for DPS. Citizens can get copies of their accident reports offline. We do not receive any funds paid for those reports.								
<a href="#">001-4-2100-56680</a>	Child Safety Fund Revenues	8,000.00	0.00	0.00	360.00	0.00	0.00	0.00	0.00	
<a href="#">001-4-2100-72010</a>	State Grants	0.00	0.00	0.00	0.00	0.00	0.00	0.00	0.00	
<a href="#">001-4-2100-75026</a>	Transfer From Fund 009	0.00	0.00	0.00	0.00	0.00	0.00	0.00	0.00	
<a href="#">001-4-2100-92000</a>	Auction Revenue	0.00	0.00	0.00	0.00	0.00	0.00	15,000.00	15,000.00	
	<b>Budget Notes</b>									
	<b>Budget Code</b>									
	City Commission									
	<b>Subject</b>	<b>Description</b>								
	Auction Revenue	Revenue for city owned equipment vehicles we would auction.								
<a href="#">001-4-2100-99000</a>	Miscellaneous	956.23	709.11	1,000.00	1,000.00	10,718.58	15,000.00	1,000.00	1,000.00	
	<b>Division: 2100 - Police Total:</b>	<b>27,435.73</b>	<b>15,870.01</b>	<b>23,000.00</b>	<b>23,360.00</b>	<b>27,688.52</b>	<b>30,000.00</b>	<b>32,000.00</b>	<b>32,000.00</b>	
	<b>AcctType: 4 - Revenue Total:</b>	<b>27,435.73</b>	<b>15,870.01</b>	<b>23,000.00</b>	<b>23,360.00</b>	<b>27,688.52</b>	<b>30,000.00</b>	<b>32,000.00</b>	<b>32,000.00</b>	

General Funds

For Fiscal: 10/2017-09/2018 Period Ending: 09/30/2018

		Defined Budgets							
		2016	2017	2018	2018	2018	2018	2019	2019
		Total Activity	Total Activity	Original Budget	Total Budget (Amended)	YTD Activity	Expected Annual	City Manager Proposed	City Commission Adopted
AcctType: 5 - Expense									
Division: 2100 - Police									
Category: 10 - Personnel Services									
<a href="#">001-5-2100-11221</a>	Overtime-2018-Stonegarden	0.00	0.00	0.00	0.00	0.00	0.00	0.00	0.00
<b>Category: 10 - Personnel Services Total:</b>		<b>0.00</b>	<b>0.00</b>	<b>0.00</b>	<b>0.00</b>	<b>0.00</b>	<b>0.00</b>	<b>0.00</b>	<b>0.00</b>
<b>Division: 2100 - Police Total:</b>		<b>0.00</b>	<b>0.00</b>	<b>0.00</b>	<b>0.00</b>	<b>0.00</b>	<b>0.00</b>	<b>0.00</b>	<b>0.00</b>

General Funds

For Fiscal: 10/2017-09/2018 Period Ending: 09/30/2018

		2016	2017	2018	2018	Defined Budgets		2019	2019
		Total Activity	Total Activity	Original Budget	Total Budget (Amended)	2018 YTD Activity	2018 Expected Annual	City Manager Proposed	City Commission Adopted
<b>Division: 2101 - Administration</b>									
<b>Category: 10 - Personnel Services</b>									
<a href="#">001-5-2101-11100</a>	Salaries & Wages	219,983.11	222,664.12	234,762.00	234,762.00	222,872.69	232,272.00	239,039.00	239,039.00
<a href="#">001-5-2101-11200</a>	Overtime	778.60	656.80	4,538.00	4,538.00	890.32	3,000.00	4,538.00	4,538.00
<a href="#">001-5-2101-11296</a>	Overtime-PD-Borderstar	0.00	0.00	0.00	0.00	0.00	0.00	0.00	0.00
<a href="#">001-5-2101-11300</a>	Longevity	1,418.88	1,492.52	1,596.00	1,596.00	1,515.12	1,577.00	1,680.00	1,680.00
<a href="#">001-5-2101-11400</a>	Retirement - TMRS	21,227.87	21,109.53	23,281.00	23,281.00	20,162.52	21,234.00	21,971.00	21,971.00
<a href="#">001-5-2101-11500</a>	FICA	16,594.52	16,974.41	18,689.00	18,689.00	16,829.28	17,716.00	18,992.00	18,992.00
<a href="#">001-5-2101-11600</a>	Group Health Insurance	46,879.00	45,517.50	49,082.00	49,082.00	47,939.96	49,082.00	49,081.00	49,081.00
<a href="#">001-5-2101-11700</a>	Workers' Compensation	2,980.94	2,953.44	3,264.00	3,264.00	2,045.50	2,092.00	1,209.00	1,209.00
<a href="#">001-5-2101-11800</a>	Unemployment Compensation	765.80	121.46	900.00	900.00	648.00	869.00	900.00	900.00
<a href="#">001-5-2101-12100</a>	Clothing Allowance	1,841.78	1,800.24	1,596.00	1,596.00	900.12	935.00	1,801.00	1,801.00
<a href="#">001-5-2101-12200</a>	Certification Pay	1,209.13	1,199.90	1,801.00	1,801.00	1,153.75	1,200.00	1,200.00	1,200.00
<a href="#">001-5-2101-12300</a>	Life Insurance	359.21	377.28	400.00	400.00	381.06	382.00	398.00	398.00
<b>Category: 10 - Personnel Services Total:</b>		<b>314,038.84</b>	<b>314,867.20</b>	<b>339,909.00</b>	<b>339,909.00</b>	<b>315,338.32</b>	<b>330,359.00</b>	<b>340,809.00</b>	<b>340,809.00</b>
<b>Category: 20 - Supplies</b>									
<a href="#">001-5-2101-21100</a>	Supplies	3,917.01	1,299.86	1,968.00	1,927.00	1,542.66	1,968.00	1,978.00	1,978.00
<b>Budget Detail</b>									
<b>Budget Code</b>	<b>Description</b>	<b>Units</b>	<b>Price</b>	<b>Amount</b>					
City Commission	Core budget	0.00	0.00	1,978.00					
<a href="#">001-5-2101-21180</a>	Supplies-Child Safety Fund	490.00	0.00	0.00	360.00	0.00	360.00	0.00	0.00
<a href="#">001-5-2101-21200</a>	Uniforms & Personal Wear	0.00	143.47	0.00	0.00	0.00	0.00	0.00	0.00
<a href="#">001-5-2101-21500</a>	Motor Gas & Oil	2,328.96	2,127.94	3,364.00	3,364.00	1,812.12	2,500.00	3,530.00	3,530.00
<b>Budget Notes</b>									
<b>Budget Code</b>	<b>Subject</b>	<b>Description</b>							
City Commission	Motor Gas & Oil	Fuel for PD-Admin Vehicles							
<a href="#">001-5-2101-21700</a>	Minor Eq/Furniture	321.77	2,392.04	200.00	425.00	311.19	425.00	200.00	200.00
<a href="#">001-5-2101-22600</a>	Computers & Associated Equip	746.48	402.84	7,200.00	24,345.00	24,245.00	24,245.00	7,200.00	7,200.00
<b>Budget Notes</b>									
<b>Budget Code</b>	<b>Subject</b>	<b>Description</b>							
City Commission	18-19 DR's	For renewal of Nixle							
<b>Category: 20 - Supplies Total:</b>		<b>7,804.22</b>	<b>6,366.15</b>	<b>12,732.00</b>	<b>30,421.00</b>	<b>27,910.97</b>	<b>29,498.00</b>	<b>12,908.00</b>	<b>12,908.00</b>

General Funds

For Fiscal: 10/2017-09/2018 Period Ending: 09/30/2018

		2016	2017	2018	2018	2018	Defined Budgets		2019	2019
		Total Activity	Total Activity	Original Budget	Total Budget (Amended)	YTD Activity	2018 Expected Annual	2019 City Manager Proposed	2019 City Commission Adopted	
<b>Category: 30 - Services</b>										
<a href="#">001-5-2101-31400</a>	Professional Services	1,031.00	33.00	3,302.00	3,302.00	799.26	3,302.00	3,302.00	3,302.00	
<b>Budget Notes</b>										
<b>Budget Code</b>	<b>Subject</b>	<b>Description</b>								
City Commission	18-19 DR's	Promotional Exams - In the even Lt. Cavazos gets the position applied for, we will then need to test for Cpl., Sgt., and Lt. positions								
<a href="#">001-5-2101-31500</a>	Printing & Publishing	51.75	0.00	0.00	0.00	0.00	0.00	0.00	0.00	
<a href="#">001-5-2101-31600</a>	Training & Travel	5,250.09	5,994.97	8,780.00	8,780.00	5,272.83	8,500.00	3,865.00	3,865.00	
<b>Budget Detail</b>										
<b>Budget Code</b>	<b>Description</b>	<b>Units</b>	<b>Price</b>	<b>Amount</b>						
City Commission	Asset Forfeiture	0.00	0.00	466.00						
City Commission	Civil Service	0.00	0.00	773.00						
City Commission	Law Enforcement Leadership	0.00	0.00	931.00						
City Commission	Sergeant Academy	0.00	0.00	1,245.00						
City Commission	Software Training	0.00	0.00	450.00						
<a href="#">001-5-2101-31630</a>	Training & Travel - Police Chief	0.00	0.00	0.00	0.00	0.00	0.00	4,915.00	4,915.00	
<b>Budget Detail</b>										
<b>Budget Code</b>	<b>Description</b>	<b>Units</b>	<b>Price</b>	<b>Amount</b>						
City Commission	Civil Service	0.00	0.00	1,005.00						
City Commission	Police Chief Leadership	0.00	0.00	840.00						
City Commission	SBLE Law Enforcement Training	0.00	0.00	1,566.00						
City Commission	TML	0.00	0.00	1,504.00						
<a href="#">001-5-2101-31700</a>	Memberships & Dues	1,032.55	655.00	1,033.00	1,033.00	805.00	1,033.00	1,033.00	1,033.00	
<b>Budget Notes</b>										
<b>Budget Code</b>	<b>Subject</b>	<b>Description</b>								
City Commission	18-19 DR's	Membership fees for: TX Tactical Police Officers Assn (TTPOA) FBI Natl Academy Assn (FBINAA) Int'l Assn of Chief of Police (IACP) TX Police Chief Assn (TPCA) Regional Org Crime Inform Center (ROCIC)								
<a href="#">001-5-2101-31900</a>	Catering	1,636.44	783.16	1,759.00	1,759.00	836.39	1,759.00	1,759.00	1,759.00	
<b>Budget Notes</b>										
<b>Budget Code</b>	<b>Subject</b>	<b>Description</b>								
City Commission	18-19 DR's	\$748 supposed to be used for Employee Appreciation  also needed in the event of SWAT call-outs, stand-offs, etc.								

General Funds

For Fiscal: 10/2017-09/2018 Period Ending: 09/30/2018

						Defined Budgets			
		2016	2017	2018	2018	2018	2018	2019	2019
		Total Activity	Total Activity	Original Budget	Total Budget (Amended)	YTD Activity	Expected Annual	City Manager Proposed	City Commission Adopted
<a href="#">001-5-2101-32500</a>	Medical Treatment	0.00	700.00	2,273.00	2,273.00	400.00	2,200.00	2,273.00	2,273.00
<b>Budget Notes</b>									
<b>Budget Code</b>	<b>Subject</b>	<b>Description</b>							
City Commission	18-19 DR's	Used for employee psychological testing							
<a href="#">001-5-2101-33100</a>	Subscriptions	319.01	0.00	0.00	0.00	0.00	0.00	0.00	0.00
<b>Category: 30 - Services Total:</b>		<b>9,320.84</b>	<b>8,166.13</b>	<b>17,147.00</b>	<b>17,147.00</b>	<b>8,113.48</b>	<b>16,794.00</b>	<b>17,147.00</b>	<b>17,147.00</b>
<b>Category: 40 - Repairs</b>									
<a href="#">001-5-2101-41100</a>	Vehicle Maintenance	930.36	779.43	1,583.00	1,583.00	1,107.54	1,550.00	1,583.00	1,583.00
<a href="#">001-5-2101-41400</a>	Equipment Maintenance	145.24	0.00	0.00	0.00	0.00	0.00	0.00	0.00
<b>Category: 40 - Repairs Total:</b>		<b>1,075.60</b>	<b>779.43</b>	<b>1,583.00</b>	<b>1,583.00</b>	<b>1,107.54</b>	<b>1,550.00</b>	<b>1,583.00</b>	<b>1,583.00</b>
<b>Category: 70 - Capital Outlay</b>									
<a href="#">001-5-2101-72600</a>	Computers & Associated Equipm...	0.00	0.00	0.00	25,476.50	25,476.50	25,000.00	0.00	0.00
<b>Category: 70 - Capital Outlay Total:</b>		<b>0.00</b>	<b>0.00</b>	<b>0.00</b>	<b>25,476.50</b>	<b>25,476.50</b>	<b>25,000.00</b>	<b>0.00</b>	<b>0.00</b>
<b>Division: 2101 - Administration Total:</b>		<b>332,239.50</b>	<b>330,178.91</b>	<b>371,371.00</b>	<b>414,536.50</b>	<b>377,946.81</b>	<b>403,201.00</b>	<b>372,447.00</b>	<b>372,447.00</b>

General Funds

For Fiscal: 10/2017-09/2018 Period Ending: 09/30/2018

		2016	2017	2018	2018	Defined Budgets		2019	2019
		Total Activity	Total Activity	Original Budget	Total Budget (Amended)	2018 YTD Activity	2018 Expected Annual	City Manager Proposed	City Commission Adopted
<b>Division: 2102 - Patrol</b>									
<b>Category: 10 - Personnel Services</b>									
<a href="#">001-5-2102-11100</a>	Salaries & Wages	1,324,444.66	1,406,940.98	1,527,239.00	1,603,430.00	1,534,029.22	1,623,625.29	1,619,719.00	1,619,719.00
<a href="#">001-5-2102-11200</a>	Overtime	138,769.89	14,778.80	174,352.00	174,352.00	150,975.48	160,000.00	139,977.00	139,977.00
<a href="#">001-5-2102-11255</a>	Overtime - Special Events	3,540.99	186.05	3,600.00	5,102.00	3,885.13	4,000.00	0.00	0.00
<a href="#">001-5-2102-11296</a>	Overtime-PD-Borderstar	0.00	0.00	0.00	0.00	0.00	0.00	0.00	0.00
<a href="#">001-5-2102-11299</a>	Overtime-Click It or Ticket	0.00	0.00	0.00	0.00	0.00	0.00	0.00	0.00
<a href="#">001-5-2102-11300</a>	Longevity	21,127.25	22,052.55	21,924.00	24,110.00	23,021.28	24,110.00	27,812.00	27,812.00
<a href="#">001-5-2102-11400</a>	Retirement - TMRS	144,013.03	145,316.15	167,257.00	167,257.00	156,050.67	184,757.63	161,626.00	161,626.00
<a href="#">001-5-2102-11500</a>	FICA	112,953.90	115,846.11	134,262.00	135,056.00	129,478.69	140,589.61	139,711.00	139,711.00
<a href="#">001-5-2102-11600</a>	Group Health Insurance	321,520.00	346,195.00	421,147.00	421,147.00	383,993.72	430,377.88	420,966.00	420,966.00
<a href="#">001-5-2102-11700</a>	Workers' Compensation	28,573.23	28,818.85	28,514.00	28,514.00	21,229.39	22,576.04	20,082.00	20,082.00
<a href="#">001-5-2102-11800</a>	Unemployment Compensation	5,649.58	266.85	7,425.00	7,425.00	6,489.97	6,450.00	7,875.00	7,875.00
<a href="#">001-5-2102-11900</a>	Educational Incentive	10,440.55	10,477.54	10,201.00	10,893.00	11,700.60	11,262.28	13,802.00	13,802.00
<a href="#">001-5-2102-12200</a>	Certification Pay	18,868.78	22,152.55	21,336.00	24,948.00	22,833.85	25,169.60	24,970.00	24,970.00
<a href="#">001-5-2102-12300</a>	Life Insurance	2,734.62	2,905.38	3,247.00	3,247.00	3,268.08	3,308.08	3,491.00	3,491.00
<b>Category: 10 - Personnel Services Total:</b>		<b>2,132,636.48</b>	<b>2,115,936.81</b>	<b>2,520,504.00</b>	<b>2,605,481.00</b>	<b>2,446,956.08</b>	<b>2,636,226.41</b>	<b>2,580,031.00</b>	<b>2,580,031.00</b>

**Category: 20 - Supplies**

<a href="#">001-5-2102-21100</a>	Supplies	3,259.24	3,578.35	3,330.00	4,393.00	4,239.06	4,333.00	5,120.00	5,120.00
----------------------------------	----------	----------	----------	----------	----------	----------	----------	----------	----------

**Budget Notes**

**Budget Code**

City Commission

**Subject**

210.2 Supplies

**Description**

Batteries, thermal paper, copier paper, digital video supplies, disposable gloves, paperclips, pens, markers and other office supplies.

**Budget Detail**

**Budget Code**

City Commission

**Description**

Batteries  
Copier Paper  
Digital Video Supplies, CD, DVDs  
Disposable Gloves  
FY 18-19 Addtl core - supplies for 5 new emplc  
Office Supplies  
Sttel Binders  
Ticket Writer Paper Rolls

**Units**

**Price**

**Amount**

0.00  
0.00  
0.00  
0.00  
0.00  
0.00  
0.00  
0.00

0.00  
0.00  
0.00  
0.00  
0.00  
0.00  
0.00  
0.00

600.00  
1,650.00  
500.00  
500.00  
670.00  
400.00  
200.00  
600.00

<a href="#">001-5-2102-21200</a>	Uniforms & Personal Wear	14,396.79	11,411.13	15,000.00	40,867.00	40,182.76	47,051.00	15,000.00	15,000.00
----------------------------------	--------------------------	-----------	-----------	-----------	-----------	-----------	-----------	-----------	-----------

General Funds

For Fiscal: 10/2017-09/2018 Period Ending: 09/30/2018

			Defined Budgets							
			2016	2017	2018	2018	2018	2019	2019	
			Total Activity	Total Activity	Original Budget	Total Budget (Amended)	YTD Activity	Expected Annual	City Manager Proposed	City Commission Adopted
<b>Budget Notes</b>										
<b>Budget Code</b>	<b>Subject</b>	<b>Description</b>								
City Commission	210.2 Uniforms	Additional uniforms, jackets, shirts, trousers. Academy uniforms for new hires Name tags, ranks, ribbons, awards. Ballistic vest carriers, caps, bicycle clothing. Patches, ranks. Hybrid shirts. Outer vest carriers.								
<a href="#">001-5-2102-21400</a>	Chemicals		0.00	0.00	0.00	0.00	0.00	0.00	0.00	0.00
<a href="#">001-5-2102-21500</a>	Motor Gas & Oil		75,245.14	85,965.09	89,210.00	89,210.00	88,332.63	89,000.00	93,670.00	93,670.00
<b>Budget Notes</b>										
<b>Budget Code</b>	<b>Subject</b>	<b>Description</b>								
City Commission	Motor Gas & Oil	Motor Gas & Oil for Patrol Veichles and Equipment								
<a href="#">001-5-2102-21700</a>	Minor Eq/Furniture		5,952.55	1,394.54	0.00	0.00	0.54	0.00	9,100.00	9,100.00
<b>Budget Detail</b>										
<b>Budget Code</b>	<b>Description</b>	<b>Units</b>	<b>Price</b>	<b>Amount</b>						
City Commission	FY 18-19-Addt core-ticket writers, printers, rac	0.00	0.00	4,550.00						
City Commission	Patrol Room Chairs	3.00	350.00	1,050.00						
City Commission	Ticket Writer Printers	2.00	600.00	1,200.00						
City Commission	Ticket Writers	2.00	1,150.00	2,300.00						
<a href="#">001-5-2102-21900</a>	Animal Care		0.00	0.00	1,000.00	1,000.00	0.00	1,000.00	1,000.00	1,000.00
<b>Budget Detail</b>										
<b>Budget Code</b>	<b>Description</b>	<b>Units</b>	<b>Price</b>	<b>Amount</b>						
City Commission	Dog Food	0.00	0.00	480.00						
City Commission	Heartworm, rutella & flea medications	0.00	0.00	80.00						
City Commission	Kennels	0.00	0.00	200.00						
City Commission	Training	0.00	0.00	100.00						
City Commission	Training supplies, equipment	0.00	0.00	50.00						
City Commission	Vet Check Ups	0.00	0.00	90.00						
<a href="#">001-5-2102-22600</a>	Computers & Associated Equip		771.95	54.00	1,000.00	1,000.00	239.97	1,000.00	1,000.00	1,000.00
<b>Budget Notes</b>										
<b>Budget Code</b>	<b>Subject</b>	<b>Description</b>								
City Commission	210-2 Computers	Keyboards, software, CDs, DVDs, thumb drives, mouse, RAM, surge protectors, extension cords.								
<b>Category: 20 - Supplies Total:</b>			<b>99,625.67</b>	<b>102,403.11</b>	<b>109,540.00</b>	<b>136,470.00</b>	<b>132,994.96</b>	<b>142,384.00</b>	<b>124,890.00</b>	<b>124,890.00</b>



General Funds

For Fiscal: 10/2017-09/2018 Period Ending: 09/30/2018

		2016	2017	2018	2018	Defined Budgets		2019	2019
		Total Activity	Total Activity	Original Budget	Total Budget (Amended)	2018 YTD Activity	2018 Expected Annual	City Manager Proposed	City Commission Adopted
<b>Category: 30 - Services</b>									
<a href="#">001-5-2102-31100</a>	Communications	0.00	0.00	0.00	0.00	0.00	0.00	0.00	0.00
<a href="#">001-5-2102-31400</a>	Professional Services	2,338.09	1,882.50	2,500.00	2,500.00	2,352.56	2,353.00	2,500.00	2,500.00
<b>Budget Detail</b>									
<b>Budget Code</b>	<b>Description</b>	<b>Units</b>	<b>Price</b>	<b>Amount</b>					
City Commission	Annual radar certifications	0.00	0.00	1,000.00					
City Commission	Clothing alterations	0.00	0.00	500.00					
City Commission	Fire extinguisher services	0.00	0.00	1,000.00					
<a href="#">001-5-2102-31500</a>	Printing & Publishing	345.00	886.94	1,500.00	1,500.00	1,464.37	1,465.00	2,500.00	2,500.00
<b>Budget Notes</b>									
<b>Budget Code</b>	<b>Subject</b>	<b>Description</b>							
City Commission	210.2 Printing and Publishing	Family violence notification forms, business cards, municipal court field release, juvenile detention forms, runaway forms, Notice for Adult Victims of Family Violence, Promise to Appear forms, books, DIC forms.							
<b>Budget Detail</b>									
<b>Budget Code</b>	<b>Description</b>	<b>Units</b>	<b>Price</b>	<b>Amount</b>					
City Commission	Core budget	0.00	0.00	2,000.00					
City Commission	FY 18-19-Addtl core-forms FV, DWI, CB, RB	0.00	0.00	500.00					
<a href="#">001-5-2102-31600</a>	Training & Travel	15,191.64	12,516.09	20,000.00	25,900.00	25,525.85	25,000.00	18,000.00	18,000.00
<b>Budget Notes</b>									
<b>Budget Code</b>	<b>Subject</b>	<b>Description</b>							
City Commission	210.2 Training and Travel	State-required continued education Police Academy tuition FTO certifications Intoxilyzer certifications Fuel and lodging for out-of-town training							
<a href="#">001-5-2102-31900</a>	Catering	82.95	0.00	0.00	0.00	0.00	0.00	0.00	0.00
<a href="#">001-5-2102-32400</a>	Laundry	9,704.26	5,848.05	7,000.00	7,000.00	7,000.00	7,000.00	7,000.00	7,000.00
<b>Budget Notes</b>									
<b>Budget Code</b>	<b>Subject</b>	<b>Description</b>							
City Commission	210.2 Laundry	Uniform maintenance per contract.							
<a href="#">001-5-2102-34000</a>	Jail Contract Expense	164,700.00	146,505.00	164,250.00	146,628.50	140,525.00	164,250.00	150,000.00	150,000.00

General Funds

For Fiscal: 10/2017-09/2018 Period Ending: 09/30/2018

			Defined Budgets							
			2016	2017	2018	2018	2018	2018	2019	2019
			Total Activity	Total Activity	Original Budget	Total Budget (Amended)	YTD Activity	Expected Annual	City Manager Proposed	City Commission Adopted
<b>Budget Notes</b>										
<b>Budget Code</b>	<b>Subject</b>	<b>Description</b>								
City Commission	210.2 Jail	Contract with jail.								
<b>Category: 30 - Services Total:</b>			<b>192,361.94</b>	<b>167,638.58</b>	<b>195,250.00</b>	<b>183,528.50</b>	<b>176,867.78</b>	<b>200,068.00</b>	<b>180,000.00</b>	<b>180,000.00</b>
<b>Category: 40 - Repairs</b>										
<a href="#">001-5-2102-41100</a>	Vehicle Maintenance		46,396.40	45,687.94	38,000.00	37,221.00	37,580.68	36,368.00	44,000.00	44,000.00
<b>Budget Notes</b>										
<b>Budget Code</b>	<b>Subject</b>	<b>Description</b>								
City Commission	210.2 Vehicle maintenance	Marked vehicles Overheads, sirens, interior cages. Vehicle parts, Vehicle repairs Maintenance Tires								
<b>Budget Detail</b>										
<b>Budget Code</b>	<b>Description</b>	<b>Units</b>	<b>Price</b>	<b>Amount</b>						
City Commission	Core budget	0.00	0.00	40,000.00						
City Commission	FY 18-19-Addtl core-aging fleet	0.00	0.00	4,000.00						
<a href="#">001-5-2102-41400</a>	Equipment Maintenance		3,994.00	0.00	2,000.00	2,000.00	1,286.00	2,000.00	2,000.00	2,000.00
<b>Budget Notes</b>										
<b>Budget Code</b>	<b>Subject</b>	<b>Description</b>								
City Commission	210.2 Equipment maintenance	Brazos Tech annual maintenance. Radars, microphones, ticket writers, video equipment.								
<b>Category: 40 - Repairs Total:</b>			<b>50,390.40</b>	<b>45,687.94</b>	<b>40,000.00</b>	<b>39,221.00</b>	<b>38,866.68</b>	<b>38,368.00</b>	<b>46,000.00</b>	<b>46,000.00</b>
<b>Category: 70 - Capital Outlay</b>										
<a href="#">001-5-2102-71200</a>	Machinery/Equipment		0.00	0.00	0.00	0.00	0.00	0.00	0.00	0.00
<b>Category: 70 - Capital Outlay Total:</b>			<b>0.00</b>	<b>0.00</b>	<b>0.00</b>	<b>0.00</b>	<b>0.00</b>	<b>0.00</b>	<b>0.00</b>	<b>0.00</b>
<b>Category: 95 - Prior Yr Adjustments</b>										
<a href="#">001-5-2102-95000</a>	Bad Debt		10,480.45	0.00	0.00	0.00	0.00	0.00	0.00	0.00
<b>Category: 95 - Prior Yr Adjustments Total:</b>			<b>10,480.45</b>	<b>0.00</b>	<b>0.00</b>	<b>0.00</b>	<b>0.00</b>	<b>0.00</b>	<b>0.00</b>	<b>0.00</b>
<b>Division: 2102 - Patrol Total:</b>			<b>2,485,494.94</b>	<b>2,431,666.44</b>	<b>2,865,294.00</b>	<b>2,964,700.50</b>	<b>2,795,685.50</b>	<b>3,017,046.41</b>	<b>2,930,921.00</b>	<b>2,930,921.00</b>

General Funds

For Fiscal: 10/2017-09/2018 Period Ending: 09/30/2018

		2016	2017	2018	2018	2018	Defined Budgets		
		Total Activity	Total Activity	Original Budget	Total Budget (Amended)	YTD Activity	2018 Expected Annual	2019 City Manager Proposed	2019 City Commission Adopted
<b>Division: 2103 - Communications</b>									
<b>Category: 10 - Personnel Services</b>									
<a href="#">001-5-2103-11100</a>	Salaries & Wages	360,786.40	406,132.78	448,295.00	443,439.00	393,784.98	445,557.76	462,809.00	462,809.00
<a href="#">001-5-2103-11200</a>	Overtime	34,336.26	34,904.71	32,634.00	37,490.00	40,033.56	37,490.00	32,634.00	32,634.00
<a href="#">001-5-2103-11300</a>	Longevity	0.00	0.00	0.00	0.00	0.00	0.00	0.00	0.00
<a href="#">001-5-2103-11400</a>	Retirement - TMRS	37,251.54	40,883.44	45,833.00	45,833.00	38,550.53	48,304.78	43,847.00	43,847.00
<a href="#">001-5-2103-11500</a>	FICA	28,912.73	32,498.81	36,792.00	36,792.00	31,818.71	36,953.16	37,902.00	37,902.00
<a href="#">001-5-2103-11600</a>	Group Health Insurance	115,192.00	141,278.00	153,441.00	153,441.00	125,617.94	162,671.88	153,940.00	153,940.00
<a href="#">001-5-2103-11700</a>	Workers' Compensation	805.86	818.52	918.00	918.00	540.91	583.24	571.00	571.00
<a href="#">001-5-2103-11800</a>	Unemployment Compensation	2,225.85	212.57	3,375.00	3,375.00	2,322.30	3,235.00	3,375.00	3,375.00
<a href="#">001-5-2103-11900</a>	Educational Incentive	0.00	0.00	0.00	0.00	0.00	0.00	0.00	0.00
<a href="#">001-5-2103-12100</a>	Clothing Allowance	0.00	0.00	0.00	0.00	0.00	0.00	0.00	0.00
<a href="#">001-5-2103-12200</a>	Certification Pay	0.00	0.00	0.00	0.00	0.00	0.00	0.00	0.00
<a href="#">001-5-2103-12300</a>	Life Insurance	740.86	860.40	970.00	970.00	866.52	936.88	1,005.00	1,005.00
<b>Category: 10 - Personnel Services Total:</b>		<b>580,251.50</b>	<b>657,589.23</b>	<b>722,258.00</b>	<b>722,258.00</b>	<b>633,535.45</b>	<b>735,732.70</b>	<b>736,083.00</b>	<b>736,083.00</b>
<b>Category: 20 - Supplies</b>									
<a href="#">001-5-2103-21100</a>	Supplies	1,834.80	1,292.52	1,500.00	1,500.00	1,428.38	1,500.00	1,500.00	1,500.00
<b>Budget Detail</b>									
<b>Budget Code</b>	<b>Description</b>	<b>Units</b>	<b>Price</b>	<b>Amount</b>					
City Commission	Office supplies	0.00	0.00	1,500.00					
<a href="#">001-5-2103-21200</a>	Uniforms & Personal Wear	1,245.45	1,096.91	1,500.00	1,500.00	1,060.60	1,300.00	1,500.00	1,500.00
<b>Budget Detail</b>									
<b>Budget Code</b>	<b>Description</b>	<b>Units</b>	<b>Price</b>	<b>Amount</b>					
City Commission	Uniform shirts for staff	0.00	0.00	1,500.00					
<a href="#">001-5-2103-21500</a>	Motor Gas & Oil	23.65	174.94	357.00	357.00	206.15	157.00	375.00	375.00
<b>Budget Notes</b>									
<b>Budget Code</b>	<b>Subject</b>	<b>Description</b>							
City Commission	Motor Gas & Oil	Fuel for Communications Vehicles & Equipment							
<a href="#">001-5-2103-21700</a>	Minor Eq/Furniture	3,860.16	1,397.22	1,800.00	2,325.00	2,303.61	1,800.00	1,800.00	1,800.00
<a href="#">001-5-2103-22600</a>	Computers & Associated Equip	47.39	473.69	1,500.00	1,500.00	1,367.24	1,400.00	1,500.00	1,500.00

General Funds

For Fiscal: 10/2017-09/2018 Period Ending: 09/30/2018

					Defined Budgets					
			2016	2017	2018	2018	2018	2019	2019	
			Total Activity	Total Activity	Original Budget	Total Budget (Amended)	YTD Activity	Expected Annual	City Manager Proposed	City Commission Adopted
<b>Budget Detail</b>										
<b>Budget Code</b>	<b>Description</b>	<b>Units</b>	<b>Price</b>	<b>Amount</b>						
City Commission	New computers & misc equipment	0.00	0.00	1,500.00						
<b>Category: 20 - Supplies Total:</b>			<b>7,011.45</b>	<b>4,435.28</b>	<b>6,657.00</b>	<b>7,182.00</b>	<b>6,365.98</b>	<b>6,157.00</b>	<b>6,675.00</b>	<b>6,675.00</b>
<b>Category: 30 - Services</b>										
<a href="#">001-5-2103-31100</a>	Communications			127,734.77	75,402.02	107,860.00	107,860.00	86,459.65	107,860.00	107,860.00
<b>Budget Notes</b>										
<b>Budget Code</b>	<b>Subject</b>									
City Commission	Communications									
<a href="#">001-5-2103-31400</a>	Professional Services			49,934.50	50,309.70	62,690.00	62,690.00	350.00	62,690.00	62,690.00
<b>Budget Detail</b>										
<b>Budget Code</b>	<b>Description</b>	<b>Units</b>	<b>Price</b>	<b>Amount</b>						
City Commission	Crimes mainenance	0.00	0.00	49,500.00						
City Commission	Psych Assessments	0.00	0.00	13,190.00						
<a href="#">001-5-2103-31500</a>	Printing & Publishing					300.00	300.00	76.00	150.00	300.00
<b>Budget Detail</b>										
<b>Budget Code</b>	<b>Description</b>	<b>Units</b>	<b>Price</b>	<b>Amount</b>						
City Commission	Business cards, flyers	0.00	0.00	300.00						
<a href="#">001-5-2103-31600</a>	Training & Travel			2,560.27	2,678.44	4,500.00	4,500.00	4,025.01	4,026.00	4,500.00
<b>Budget Notes</b>										
<b>Budget Code</b>	<b>Subject</b>									
City Commission	Dispatcher Training									
<a href="#">001-5-2103-31700</a>	Memberships & Dues			550.00	856.00	900.00	900.00	856.00	856.00	900.00
<b>Budget Detail</b>										
<b>Budget Code</b>	<b>Description</b>	<b>Units</b>	<b>Price</b>	<b>Amount</b>						
City Commission	APCO Institute	0.00	0.00	900.00						
<a href="#">001-5-2103-31800</a>	Equipment Rent			116.00	116.00	150.00	150.00	120.00	150.00	150.00
<a href="#">001-5-2103-32400</a>	Laundry			299.09	463.45	2,369.00	2,369.00	2,369.00	2,369.00	2,369.00
<b>Budget Detail</b>										
<b>Budget Code</b>	<b>Description</b>	<b>Units</b>	<b>Price</b>	<b>Amount</b>						
City Commission	Laundry service	0.00	0.00	2,369.00						
<a href="#">001-5-2103-32500</a>	Medical Treatment			1,400.00	1,400.00	1,950.00	1,950.00	0.00	1,800.00	1,950.00

General Funds

For Fiscal: 10/2017-09/2018 Period Ending: 09/30/2018

Budget Detail Budget Code City Commission	Description	Units	2016 Price	2017 Amount	2018 Original Budget	2018 Total Budget (Amended)	2018 YTD Activity	Defined Budgets	
								2018 Expected Annual	2019 City Manager Proposed
	Evaluations	0.00	0.00	1,950.00					
<a href="#">001-5-2103-33100</a>	Subscriptions		0.00	88.00	360.00	360.00	0.00	360.00	360.00
	<b>Category: 30 - Services Total:</b>		<b>182,594.63</b>	<b>131,313.61</b>	<b>181,079.00</b>	<b>181,079.00</b>	<b>94,255.66</b>	<b>180,261.00</b>	<b>181,079.00</b>
	<b>Category: 40 - Repairs</b>								
<a href="#">001-5-2103-41100</a>	Vehicle Maintenance		94.97	0.00	850.00	850.00	7.50	500.00	850.00
<a href="#">001-5-2103-41400</a>	Equipment Maintenance		1,020.53	0.00	2,000.00	1,475.00	332.43	2,000.00	2,000.00
	<b>Category: 40 - Repairs Total:</b>		<b>1,115.50</b>	<b>0.00</b>	<b>2,850.00</b>	<b>2,325.00</b>	<b>339.93</b>	<b>2,500.00</b>	<b>2,850.00</b>
	<b>Category: 60 - Leases</b>								
<a href="#">001-5-2103-64100</a>	Operating Lease		208.02	0.00	2,000.00	2,000.00	0.00	2,000.00	2,000.00
	<b>Category: 60 - Leases Total:</b>		<b>208.02</b>	<b>0.00</b>	<b>2,000.00</b>	<b>2,000.00</b>	<b>0.00</b>	<b>2,000.00</b>	<b>2,000.00</b>
	<b>Category: 70 - Capital Outlay</b>								
<a href="#">001-5-2103-71200</a>	Machinery/Equipment		0.00	0.00	0.00	0.00	0.00	0.00	0.00
	<b>Category: 70 - Capital Outlay Total:</b>		<b>0.00</b>	<b>0.00</b>	<b>0.00</b>	<b>0.00</b>	<b>0.00</b>	<b>0.00</b>	<b>0.00</b>
	<b>Division: 2103 - Communications Total:</b>		<b>771,181.10</b>	<b>793,338.12</b>	<b>914,844.00</b>	<b>914,844.00</b>	<b>734,497.02</b>	<b>926,650.70</b>	<b>928,687.00</b>

General Funds

For Fiscal: 10/2017-09/2018 Period Ending: 09/30/2018

		2016	2017	2018	2018	2018	Defined Budgets		2019	2019
		Total Activity	Total Activity	Original Budget	Total Budget (Amended)	YTD Activity	2018 Expected Annual	2019 City Manager Proposed	2019 City Commission Adopted	
<b>Division: 2104 - Crim Investigation Div</b>										
<b>Category: 10 - Personnel Services</b>										
<a href="#">001-5-2104-11100</a>	Salaries & Wages	609,511.95	629,215.28	709,526.00	656,694.00	619,033.89	637,127.00	616,487.00	616,487.00	
<a href="#">001-5-2104-11200</a>	Overtime	8,620.11	-4,504.53	5,143.00	5,143.00	14,712.17	8,400.00	5,143.00	5,143.00	
<a href="#">001-5-2104-11255</a>	Overtime-Special Events	2,629.65	960.50	2,700.00	0.00	0.00	0.00	0.00	0.00	
<a href="#">001-5-2104-11296</a>	Overtime-PD-Borderstar	0.00	0.00	0.00	0.00	0.00	0.00	0.00	0.00	
<a href="#">001-5-2104-11300</a>	Longevity	10,238.73	11,288.57	12,601.00	10,827.00	10,490.38	10,827.00	11,486.00	11,486.00	
<a href="#">001-5-2104-11400</a>	Retirement - TMRS	62,251.13	66,507.03	72,092.00	72,092.00	59,533.53	64,685.00	58,262.00	58,262.00	
<a href="#">001-5-2104-11500</a>	FICA	48,842.03	53,279.48	57,870.00	57,870.00	49,462.35	53,835.00	50,362.00	50,362.00	
<a href="#">001-5-2104-11600</a>	Group Health Insurance	142,237.00	142,227.00	168,358.00	168,358.00	125,393.18	167,018.00	133,995.00	133,995.00	
<a href="#">001-5-2104-11700</a>	Workers' Compensation	12,644.54	12,818.57	13,499.00	13,499.00	8,650.12	8,783.00	6,782.00	6,782.00	
<a href="#">001-5-2104-11800</a>	Unemployment Compensation	2,392.02	84.52	3,375.00	3,375.00	2,101.05	2,316.00	2,925.00	2,925.00	
<a href="#">001-5-2104-11900</a>	Educational Incentive	6,743.15	6,969.17	7,200.00	7,200.00	6,438.44	7,062.00	6,601.00	6,601.00	
<a href="#">001-5-2104-12100</a>	Clothing Allowance	7,374.06	7,927.98	8,102.00	8,102.00	6,093.12	6,440.00	7,201.00	7,201.00	
<a href="#">001-5-2104-12200</a>	Certification Pay	12,307.10	13,847.70	13,896.00	13,896.00	11,766.15	12,504.00	11,400.00	11,400.00	
<a href="#">001-5-2104-12300</a>	Life Insurance	1,224.17	1,377.90	1,551.00	1,551.00	1,240.56	1,255.00	1,331.00	1,331.00	
<b>Category: 10 - Personnel Services Total:</b>		<b>927,015.64</b>	<b>941,999.17</b>	<b>1,075,913.00</b>	<b>1,018,607.00</b>	<b>914,914.94</b>	<b>980,252.00</b>	<b>911,975.00</b>	<b>911,975.00</b>	
<b>Category: 20 - Supplies</b>										
<a href="#">001-5-2104-21100</a>	Supplies	5,981.56	3,460.66	4,000.00	4,000.00	3,287.51	3,900.00	6,000.00	6,000.00	
<b>Budget Notes</b>										
<b>Budget Code</b>	<b>Subject</b>									
City Commission	FY18-19 Approved									
City Commission	Supplies									
										<b>Description</b>
										Swabs and cleaners for ION scanner
										Copier Paper, File folders, pens, labels, markers, Evidence supplies- fingerprint powder, brushes, tape, drug kits, dwi kits, etc.(prices for supplies have increased and shipping is high due to heavy items)
<a href="#">001-5-2104-21200</a>	Uniforms & Personal Wear	0.00	360.18	1,700.00	1,700.00	1,593.67	1,690.00	1,700.00	1,700.00	
<b>Budget Notes</b>										
<b>Budget Code</b>	<b>Subject</b>									
City Commission	Uniforms									
										<b>Description</b>
										SLOT uniforms and vest carriers - due to searches of vehicles in the hot sun there is wear and tear on their uniform.
										Uniforms for Evidence Tech.
<a href="#">001-5-2104-21500</a>	Motor Gas & Oil	9,847.98	10,947.51	11,236.00	11,236.00	11,040.36	11,236.00	11,797.00	11,797.00	
<b>Budget Notes</b>										
<b>Budget Code</b>	<b>Subject</b>									
City Commission	Motor Gas & Oil									
										<b>Description</b>
										Fuel for CID Vehicles and Equipment

General Funds

For Fiscal: 10/2017-09/2018 Period Ending: 09/30/2018

		2016	2017	2018	2018	2018	Defined Budgets		2019	2019
		Total Activity	Total Activity	Original Budget	Total Budget (Amended)	YTD Activity	2018 Expected Annual	City Manager Proposed	City Commission Adopted	
<a href="#">001-5-2104-21700</a>	Minor Eq/Furniture	608.61	840.99	868.00	808.00	591.90	657.00	5,343.00	5,343.00	
<b>Budget Detail</b>										
<b>Budget Code</b>	<b>Description</b>	<b>Units</b>	<b>Price</b>	<b>Amount</b>						
City Commission	FY 18-19 Cameras - One Time	0.00	0.00	1,235.00						
City Commission	FY 18-19 Sit-stand desk risers - One Time	0.00	0.00	3,240.00						
City Commission	tools for slot, flash drives, camera accessorie	0.00	0.00	868.00						
<a href="#">001-5-2104-21900</a>	Animal Care	3,375.32	1,766.54	2,000.00	2,000.00	1,698.64	2,000.00	2,000.00	2,000.00	
<b>Budget Notes</b>										
<b>Budget Code</b>	<b>Subject</b>			<b>Description</b>						
City Commission	Animal care			Vet care						
				Dog food						
				Leases						
				Collars						
				Feeding equip.						
				Watering equip.						
				Training equip.						
				grooming						
				lodging						
<a href="#">001-5-2104-22600</a>	Computers & Associated Equip	72.78	174.19	200.00	300.00	266.23	277.00	200.00	200.00	
<b>Budget Notes</b>										
<b>Budget Code</b>	<b>Subject</b>			<b>Description</b>						
City Commission	Computers			Cd/dvd						
				keyboard						
				mouses						
				external hard drives						
<b>Category: 20 - Supplies Total:</b>		<b>19,886.25</b>	<b>17,550.07</b>	<b>20,004.00</b>	<b>20,044.00</b>	<b>18,478.31</b>	<b>19,760.00</b>	<b>27,040.00</b>	<b>27,040.00</b>	
<b>Category: 30 - Services</b>										
<a href="#">001-5-2104-31400</a>	Professional Services	0.00	457.25	0.00	0.00	0.00	0.00	0.00	0.00	
<a href="#">001-5-2104-31500</a>	Printing & Publishing	667.98	2,782.00	3,500.00	3,500.00	2,446.90	2,780.00	3,500.00	3,500.00	
<b>Budget Notes</b>										
<b>Budget Code</b>	<b>Subject</b>			<b>Description</b>						
City Commission	Printing and Publishing			Prosecution charge reports						
				Business cards						
				evidence tags						
				contractual charges for additional images						
<a href="#">001-5-2104-31600</a>	Training & Travel	7,790.23	6,799.19	7,500.00	7,600.00	7,491.15	7,600.00	7,500.00	7,500.00	

General Funds

For Fiscal: 10/2017-09/2018 Period Ending: 09/30/2018

			Defined Budgets							
			2016	2017	2018	2018	2018	2019	2019	
			Total Activity	Total Activity	Original Budget	Total Budget (Amended)	YTD Activity	Expected Annual	City Manager Proposed	City Commission Adopted
<b>Budget Notes</b>	<b>Subject</b>	<b>Description</b>								
Budget Code										
City Commission	Training and Travel	Registration fees hotel per diem fuel Courses mandated by legislation: Child Abuse Prevention and Investigation Crime scene investigation Use of force Arrest search and seizure Spanish for LE Idnetity theft Asset forfeiture Racial Profiling Human Trafficing Crisis Intervention Interacting with Drivers deaf/hard of hearing Missing and exploited children Child safety check alert Canine Encounter Cultral Diverity Special Investigative topics								
<a href="#">001-5-2104-32400</a>	Laundry		2,949.85	3,226.56	5,000.00	5,000.00	5,000.00	5,000.00	5,000.00	5,000.00
<a href="#">001-5-2104-32500</a>	Medical Treatment		528.00	-1,321.00	2,500.00	2,500.00	0.00	0.00	2,500.00	2,500.00
	<b>Category: 30 - Services Total:</b>		<b>11,936.06</b>	<b>11,944.00</b>	<b>18,500.00</b>	<b>18,600.00</b>	<b>14,938.05</b>	<b>15,380.00</b>	<b>18,500.00</b>	<b>18,500.00</b>
	<b>Category: 40 - Repairs</b>									
<a href="#">001-5-2104-41100</a>	Vehicle Maintenance		7,536.27	5,804.83	9,760.00	9,760.00	8,809.67	9,760.00	9,760.00	9,760.00
<b>Budget Notes</b>	<b>Subject</b>	<b>Description</b>								
Budget Code										
City Commission	Vehicle Maintenance	Tires state inspection car wash batteries mechanical issues such as: brakes, radiator, etc.								
	<b>Category: 40 - Repairs Total:</b>		<b>7,536.27</b>	<b>5,804.83</b>	<b>9,760.00</b>	<b>9,760.00</b>	<b>8,809.67</b>	<b>9,760.00</b>	<b>9,760.00</b>	<b>9,760.00</b>



General Funds

For Fiscal: 10/2017-09/2018 Period Ending: 09/30/2018

						Defined Budgets			
		2016	2017	2018	2018	2018	2018	2019	2019
		Total Activity	Total Activity	Original Budget	Total Budget (Amended)	YTD Activity	Expected Annual	City Manager Proposed	City Commission Adopted
<b>Category: 60 - Leases</b>									
<a href="#">001-5-2104-64100</a>	Operating Lease	12,358.35	11,715.42	14,000.00	13,800.00	12,880.58	13,000.00	14,000.00	14,000.00
<b>Budget Notes</b>									
<b>Budget Code</b>	<b>Subject</b>								
City Commission	Operating Lease								
	<b>Description</b>								
	Rental contract for copiers property taxes								
<b>Category: 60 - Leases Total:</b>		<b>12,358.35</b>	<b>11,715.42</b>	<b>14,000.00</b>	<b>13,800.00</b>	<b>12,880.58</b>	<b>13,000.00</b>	<b>14,000.00</b>	<b>14,000.00</b>
<b>Division: 2104 - Crim Investigation Div Total:</b>		<b>978,732.57</b>	<b>989,013.49</b>	<b>1,138,177.00</b>	<b>1,080,811.00</b>	<b>970,021.55</b>	<b>1,038,152.00</b>	<b>981,275.00</b>	<b>981,275.00</b>

General Funds

For Fiscal: 10/2017-09/2018 Period Ending: 09/30/2018

		2016	2017	2018	2018	2018	Defined Budgets		2019	2019
		Total Activity	Total Activity	Original Budget	Total Budget (Amended)	YTD Activity	2018 Expected Annual	2019 City Manager Proposed	2019 City Commission Adopted	
<b>Division: 2105 - Community Services</b>										
<b>Category: 10 - Personnel Services</b>										
<a href="#">001-5-2105-11100</a>	Salaries & Wages	39,823.71	40,190.57	42,678.00	16,462.00	4,572.80	4,573.00	43,614.00	43,614.00	
<a href="#">001-5-2105-11200</a>	Overtime	33,374.95	-37.53	625.00	625.00	26,432.52	20,930.00	35,625.00	35,625.00	
<a href="#">001-5-2105-11255</a>	Overtime - Special Events	587.83	0.00	600.00	600.00	0.00	0.00	0.00	0.00	
<a href="#">001-5-2105-11296</a>	Overtime-PD-Borderstar	0.00	0.00	0.00	0.00	0.00	0.00	0.00	0.00	
<a href="#">001-5-2105-11300</a>	Longevity	289.41	371.45	420.00	33.00	32.30	33.00	420.00	420.00	
<a href="#">001-5-2105-11400</a>	Retirement - TMRS	7,048.12	6,205.00	4,316.00	5,266.00	2,877.26	2,745.64	7,188.00	7,188.00	
<a href="#">001-5-2105-11500</a>	FICA	5,240.95	5,143.47	3,465.00	3,062.00	2,382.26	2,416.47	6,214.00	6,214.00	
<a href="#">001-5-2105-11600</a>	Group Health Insurance	19,084.88	18,044.00	14,073.00	14,073.00	7,711.03	14,073.00	14,072.00	14,072.00	
<a href="#">001-5-2105-11700</a>	Workers' Compensation	815.38	780.47	824.00	824.00	23.13	24.00	907.00	907.00	
<a href="#">001-5-2105-11800</a>	Unemployment Compensation	187.05	80.31	225.00	225.00	11.51	12.00	225.00	225.00	
<a href="#">001-5-2105-11900</a>	Educational Incentive	0.00	0.00	0.00	-138.00	0.00	0.00	0.00	0.00	
<a href="#">001-5-2105-12200</a>	Certification Pay	1,235.32	1,560.00	1,560.00	780.00	780.00	780.00	1,560.00	1,560.00	
<a href="#">001-5-2105-12300</a>	Life Insurance	81.60	88.92	98.00	98.00	15.30	16.00	100.00	100.00	
<b>Category: 10 - Personnel Services Total:</b>		<b>107,769.20</b>	<b>72,426.66</b>	<b>68,884.00</b>	<b>41,910.00</b>	<b>44,838.11</b>	<b>45,603.11</b>	<b>109,925.00</b>	<b>109,925.00</b>	
<b>Category: 20 - Supplies</b>										
<a href="#">001-5-2105-21100</a>	Supplies	19.45	306.71	250.00	288.00	287.57	288.00	250.00	250.00	
<b>Budget Notes</b>										
<b>Budget Code</b>	<b>Subject</b>	<b>Description</b>								
City Commission	18-19 DR's	Cpl. Aleman to move back to Patrol. New employee will placed in dept 2105. New uniforms, supplies, ammo, training & travel, and equipment maintenance funds will be needed.								
<a href="#">001-5-2105-21200</a>	Uniforms & Personal Wear	0.00	0.00	150.00	150.00	0.00	150.00	150.00	150.00	
<b>Budget Notes</b>										
<b>Budget Code</b>	<b>Subject</b>	<b>Description</b>								
City Commission	18-19 DR's	Cpl. Aleman to move back to Patrol. New employee will placed in dept 2105. New uniforms, supplies, ammo, training & travel, and equipment maintenance funds will be needed.								
<a href="#">001-5-2105-21500</a>	Motor Gas & Oil	21.78	179.64	50.00	50.00	2.32	50.00	52.00	52.00	
<b>Budget Notes</b>										
<b>Budget Code</b>	<b>Subject</b>	<b>Description</b>								
City Commission	Motor Gas & Oil	Fuel for Vehicles & Equipment								
<a href="#">001-5-2105-21800</a>	Guns & Ammunition	5,188.04	7,316.05	10,430.00	10,322.00	10,320.63	10,430.00	20,767.00	20,767.00	

General Funds

For Fiscal: 10/2017-09/2018 Period Ending: 09/30/2018

					Defined Budgets							
					2018	2018	2019	2019				
					Total Activity	Total Activity	Original Budget	Total Budget (Amended)	YTD Activity	Expected Annual	City Manager Proposed	City Commission Adopted
<b>Budget Detail</b>												
<b>Budget Code</b>	<b>Description</b>	<b>Units</b>	<b>Price</b>	<b>Amount</b>								
City Commission	Core budget	0.00	0.00	10,430.00								
City Commission	FY 18-19 - Ammunition for qualification	0.00	0.00	10,337.00								
<a href="#">001-5-2105-22400</a>	Medical Supplies		0.00	0.00	0.00	500.00			482.32	500.00	0.00	0.00
<a href="#">001-5-2105-22600</a>	Computers & Associated Equip		100.79	0.00	0.00	0.00			0.00	0.00	0.00	0.00
<b>Category: 20 - Supplies Total:</b>				<b>5,330.06</b>	<b>7,802.40</b>	<b>10,880.00</b>	<b>11,310.00</b>		<b>11,092.84</b>	<b>11,418.00</b>	<b>21,219.00</b>	<b>21,219.00</b>
<b>Category: 30 - Services</b>												
<a href="#">001-5-2105-31400</a>	Professional Services		0.00	0.00	0.00	0.00			0.00	0.00	0.00	0.00
<a href="#">001-5-2105-31458</a>	Contractual Services		0.00	0.00	0.00	0.00			0.00	0.00	0.00	0.00
<a href="#">001-5-2105-31600</a>	Training & Travel		1,093.07	0.00	1,500.00	830.00			729.68	960.00	1,470.00	1,470.00
<b>Budget Notes</b>												
<b>Budget Code</b>	<b>Subject</b>	<b>Description</b>										
City Commission	18-19 DR's	Cpl. Aleman to move back to Patrol. New employee will placed in dept 2105. New uniforms, supplies, ammo, training & travel, and equipment and vehicle maintenance funds will be needed.										
<b>Budget Detail</b>												
<b>Budget Code</b>	<b>Description</b>	<b>Units</b>	<b>Price</b>	<b>Amount</b>								
City Commission	Core budget	0.00	0.00	800.00								
City Commission	FY 18-19-Addt Core-New Employee	0.00	0.00	670.00								
<a href="#">001-5-2105-32300</a>	Utilities		48,435.37	48,817.56	40,000.00	38,067.00			34,731.42	38,067.00	40,000.00	40,000.00
<b>Budget Notes</b>												
<b>Budget Code</b>	<b>Subject</b>	<b>Description</b>										
City Commission	Electricity	2 Meters 909 E Escondido Rd 1700 E King Ave										
City Commission	Water	2 Meters 1700 E King 1702 E King										
<b>Budget Detail</b>												
<b>Budget Code</b>	<b>Description</b>	<b>Units</b>	<b>Price</b>	<b>Amount</b>								
City Commission	5% increase for Water	0.00	0.00	300.00								
City Commission	Additional Landscape Irrigation	0.00	0.00	3,700.00								
City Commission	Electricity - based on TCAP	0.00	0.00	30,000.00								
City Commission	Water - based on avg billings	0.00	0.00	6,000.00								
<a href="#">001-5-2105-33100</a>	Subscriptions		0.00	670.00	0.00	670.00			670.00	670.00	670.00	670.00

General Funds

For Fiscal: 10/2017-09/2018 Period Ending: 09/30/2018

			Defined Budgets							
			2016	2017	2018	2018	2018	2018	2019	2019
			Total Activity	Total Activity	Original Budget	Total Budget (Amended)	YTD Activity	Expected Annual	City Manager Proposed	City Commission Adopted
<b>Budget Notes</b>										
<b>Budget Code</b>	<b>Subject</b>	<b>Description</b>								
City Commission	18-19 DR's	Funds used for renewal of Defensive Driving Courses (DDC), including instructor fees, along with the teaching material for employees.								
	<b>Category: 30 - Services Total:</b>		<b>49,528.44</b>	<b>49,487.56</b>	<b>41,500.00</b>	<b>39,567.00</b>	<b>36,131.10</b>	<b>39,697.00</b>	<b>42,140.00</b>	<b>42,140.00</b>
	<b>Category: 40 - Repairs</b>									
<a href="#">001-5-2105-41100</a>	Vehicle Maintenance		537.33	9.46	1,000.00	300.00	29.06	266.32	1,000.00	1,000.00
<b>Budget Notes</b>										
<b>Budget Code</b>	<b>Subject</b>	<b>Description</b>								
City Commission	18-19 DR's	Cpl. Aleman to move back to Patrol. New employee will placed in dept 2105. New uniforms, supplies, ammo, training & travel, and equipment and vehicle maintenance funds will be needed.								
<a href="#">001-5-2105-41400</a>	Equipment Maintenance		838.00	0.00	1,060.00	287.00	0.00	1,060.00	1,060.00	1,060.00
<b>Budget Notes</b>										
<b>Budget Code</b>	<b>Subject</b>	<b>Description</b>								
City Commission	18-19 DR's	Cpl. Aleman to move back to Patrol. New employee will placed in dept 2105. New uniforms, supplies, ammo, training & travel, and equipment and vehicle maintenance funds will be needed.								
	<b>Category: 40 - Repairs Total:</b>		<b>1,375.33</b>	<b>9.46</b>	<b>2,060.00</b>	<b>587.00</b>	<b>29.06</b>	<b>1,326.32</b>	<b>2,060.00</b>	<b>2,060.00</b>
	<b>Category: 50 - Maintenance</b>									
<a href="#">001-5-2105-51100</a>	Building Maintenance		41,317.24	425.00	0.00	0.00	0.00	0.00	0.00	0.00
	<b>Category: 50 - Maintenance Total:</b>		<b>41,317.24</b>	<b>425.00</b>	<b>0.00</b>	<b>0.00</b>	<b>0.00</b>	<b>0.00</b>	<b>0.00</b>	<b>0.00</b>
	<b>Category: 70 - Capital Outlay</b>									
<a href="#">001-5-2105-71300</a>	Building		0.00	0.00	0.00	0.00	0.00	0.00	0.00	0.00
	<b>Category: 70 - Capital Outlay Total:</b>		<b>0.00</b>	<b>0.00</b>	<b>0.00</b>	<b>0.00</b>	<b>0.00</b>	<b>0.00</b>	<b>0.00</b>	<b>0.00</b>
	<b>Division: 2105 - Community Services Total:</b>		<b>205,320.27</b>	<b>130,151.08</b>	<b>123,324.00</b>	<b>93,374.00</b>	<b>92,091.11</b>	<b>98,044.43</b>	<b>175,344.00</b>	<b>175,344.00</b>

General Funds

For Fiscal: 10/2017-09/2018 Period Ending: 09/30/2018

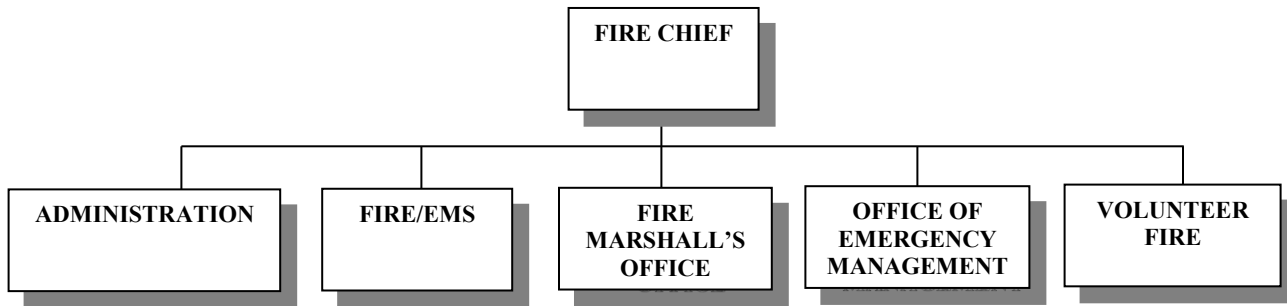
		2016	2017	2018	2018	Defined Budgets		2019	2019
		Total Activity	Total Activity	Original Budget	Total Budget (Amended)	2018 YTD Activity	2018 Expected Annual	City Manager Proposed	City Commission Adopted
<b>Division: 2106 - Warrant Enforcement</b>									
<b>Category: 10 - Personnel Services</b>									
<a href="#">001-5-2106-11100</a>	Salaries & Wages	0.00	43,644.12	46,280.00	46,280.00	44,041.38	45,730.00	46,447.00	46,447.00
<a href="#">001-5-2106-11200</a>	Overtime	0.00	2,540.19	4,000.00	4,000.00	8,499.15	11,000.00	4,000.00	4,000.00
<a href="#">001-5-2106-11300</a>	Longevity	0.00	904.66	1,009.00	1,009.00	949.87	989.00	1,093.00	1,093.00
<a href="#">001-5-2106-11400</a>	Retirement - TMRS	0.00	4,555.02	5,008.00	5,008.00	4,878.23	5,008.00	4,673.00	4,673.00
<a href="#">001-5-2106-11500</a>	FICA	0.00	3,527.91	4,020.00	4,020.00	4,028.88	4,020.00	4,040.00	4,040.00
<a href="#">001-5-2106-11600</a>	Group Health Insurance	0.00	13,050.02	14,073.00	14,073.00	13,815.25	14,073.00	14,072.00	14,072.00
<a href="#">001-5-2106-11700</a>	Workers' Compensation	0.00	872.31	921.00	921.00	916.10	921.00	590.00	590.00
<a href="#">001-5-2106-11800</a>	Unemployment Compensation	0.00	9.00	225.00	225.00	162.00	192.00	225.00	225.00
<a href="#">001-5-2106-12100</a>	Clothing Allowance	0.00	900.12	901.00	901.00	865.50	901.00	901.00	901.00
<a href="#">001-5-2106-12200</a>	Certification Pay	0.00	360.10	361.00	361.00	346.25	361.00	361.00	361.00
<a href="#">001-5-2106-12300</a>	Life Insurance	0.00	94.68	102.00	102.00	97.02	98.00	108.00	108.00
<b>Category: 10 - Personnel Services Total:</b>		<b>0.00</b>	<b>70,458.13</b>	<b>76,900.00</b>	<b>76,900.00</b>	<b>78,599.63</b>	<b>83,293.00</b>	<b>76,510.00</b>	<b>76,510.00</b>
<b>Category: 20 - Supplies</b>									
<a href="#">001-5-2106-21100</a>	Supplies	0.00	0.00	210.00	400.00	379.60	380.00	210.00	210.00
<a href="#">001-5-2106-21500</a>	Motor Gas & Oil	0.00	1,285.06	2,408.00	4,816.00	5,207.94	4,816.00	5,050.00	5,050.00
<b>Budget Notes</b>									
<b>Budget Code</b>	<b>Subject</b>	<b>Description</b>							
City Commission	Motor Oil & Gas	Fuel for Warrant Officer Vehicle							
<a href="#">001-5-2106-22600</a>	Computers & Associated Equip	0.00	24.99	196.00	0.00	0.00	0.00	575.00	575.00
<b>Budget Notes</b>									
<b>Budget Code</b>	<b>Subject</b>	<b>Description</b>							
City Commission	18-19 DR's	New 4G Router needed to computer.							
<b>Category: 20 - Supplies Total:</b>		<b>0.00</b>	<b>1,310.05</b>	<b>2,814.00</b>	<b>5,216.00</b>	<b>5,587.54</b>	<b>5,196.00</b>	<b>5,835.00</b>	<b>5,835.00</b>
<b>Category: 30 - Services</b>									
<a href="#">001-5-2106-31100</a>	Communications	0.00	0.00	0.00	0.00	0.00	0.00	0.00	0.00
<a href="#">001-5-2106-31500</a>	Printing & Publishing	0.00	0.00	0.00	0.00	0.00	0.00	0.00	0.00
<a href="#">001-5-2106-31600</a>	Training & Travel	0.00	712.55	1,500.00	1,500.00	857.28	1,500.00	1,476.00	1,476.00
<a href="#">001-5-2106-31700</a>	Memberships & Dues	0.00	60.00	65.00	65.00	60.00	65.00	65.00	65.00
<a href="#">001-5-2106-33100</a>	Subscriptions	0.00	1,114.73	1,100.00	1,252.00	1,145.02	1,245.72	1,245.00	1,245.00

General Funds

For Fiscal: 10/2017-09/2018 Period Ending: 09/30/2018

			Defined Budgets							
			2016	2017	2018	2018	2018	2018	2019	2019
			Total Activity	Total Activity	Original Budget	Total Budget (Amended)	YTD Activity	Expected Annual	City Manager Proposed	City Commission Adopted
<b>Budget Notes</b>										
<b>Budget Code</b>	<b>Subject</b>	<b>Description</b>								
City Commission	18-19 DR's	Funds used for Lexis Nexis Monthly fee is \$103.81  \$103.81 x 12 months = \$1245.72								
	<b>Category: 30 - Services Total:</b>		<b>0.00</b>	<b>1,887.28</b>	<b>2,665.00</b>	<b>2,817.00</b>	<b>2,062.30</b>	<b>2,810.72</b>	<b>2,786.00</b>	<b>2,786.00</b>
	<b>Category: 40 - Repairs</b>									
<a href="#">001-5-2106-41100</a>	Vehicle Maintenance		0.00	2,593.80	2,000.00	2,000.00	1,996.82	2,000.00	3,500.00	3,500.00
<b>Budget Notes</b>										
<b>Budget Code</b>	<b>Subject</b>	<b>Description</b>								
City Commission	18-19 DR's	Warrants vehicle constantly used for warrants search, round-up, Border Star, Stonegarden, vehicle maintenance, such as oil and fluid changes and tire repairs. Maintenance done often due to mileage put in.								
<b>Budget Detail</b>										
<b>Budget Code</b>	<b>Description</b>	<b>Units</b>	<b>Price</b>	<b>Amount</b>						
City Commission	Core budget	0.00	0.00	1,500.00						
City Commission	FY 18-19-Addtl Core-Aging vehicle	0.00	0.00	2,000.00						
	<b>Category: 40 - Repairs Total:</b>		<b>0.00</b>	<b>2,593.80</b>	<b>2,000.00</b>	<b>2,000.00</b>	<b>1,996.82</b>	<b>2,000.00</b>	<b>3,500.00</b>	<b>3,500.00</b>
	<b>Division: 2106 - Warrant Enforcement Total:</b>		<b>0.00</b>	<b>76,249.26</b>	<b>84,379.00</b>	<b>86,933.00</b>	<b>88,246.29</b>	<b>93,299.72</b>	<b>88,631.00</b>	<b>88,631.00</b>
	<b>AcctType: 5 - Expense Total:</b>		<b>4,772,968.38</b>	<b>4,750,597.30</b>	<b>5,497,389.00</b>	<b>5,555,199.00</b>	<b>5,058,488.28</b>	<b>5,576,394.26</b>	<b>5,477,305.00</b>	<b>5,477,305.00</b>
	<b>Department : 210 - Police Surplus (Deficit):</b>		<b>-4,745,532.65</b>	<b>-4,734,727.29</b>	<b>-5,474,389.00</b>	<b>-5,531,839.00</b>	<b>-5,030,799.76</b>	<b>-5,546,394.26</b>	<b>-5,445,305.00</b>	<b>-5,445,305.00</b>

# FIRE



## DESCRIPTION

The Kingsville Fire Department is responsible for Fire Administration, Fire/EMS, Fire Marshal’s Office, Emergency Management and the coordination & management of our Kingsville Volunteer Fire Fighters.

Within Fire/EMS Operations the Kingsville Fire Department provides fire suppression, first responder, rescue response, and assist with company fire inspections to the city. They respond to residential & commercial structure fires, wildland fires, and provide technical rescue & hazardous materials expertise in such incidents. They also provide Emergency Medical Services through Advanced Life & Basic Life Support response and transport to our city residents through qualified EMS personnel, specialized EMS apparatus, and equipment. In addition, provide support by conducting ambulance inspections of private ambulance services operating within the City.

The Fire Marshal’s Office provides fire code plan reviews & fire inspections of new city developments and construction. The Fire Marshal’s Office also conducts annual inspections of existing businesses to ensure adopted fire code compliance along with conducting fire cause & origin investigations of all structure fires and prepares arson cases in collaboration with the police department when suspicious activity is discovered.

The Emergency Management Division provides emergency management preparedness for the city by conducting and evaluating various assessments to identify threats, vulnerabilities, and needs. Then preparing and updating the city’s emergency operations plan to reflect current best practices and needs. In addition, Emergency Management prepares and coordinates emergency operations center activities during exercises and actual natural or manmade events/incidents.

Lastly, the management of the Kingsville Volunteer Fire Fighters is coordinated through the Kingsville FD to insure safety, accountability, and consistency of all fire personnel responding to our City’s emergencies.










## DEPARTMENT ACCOMPLISHMENTS

For Fiscal Year 17-18

1. Increased manpower by one (1) personnel.
2. Completed Fire Station 2 Renovations.
3. Updated Three (3) TDEM Emergency Operations Annexes.

4. Implemented PT CSR & Fire Inspection Technology to improve efficiency.
5. Obtained a High-Profile Water Vehicle through TFS Grant Program

**GOALS & OBJECTIVES**

<b>OBJECTIVES</b>	<b>City Commission Vision</b>
<p><b>Goal:</b> Community Event Participation Rate</p> <p><b>Objective:</b> Increase KFD participation within the community by maintaining a 60% Participation Rate.</p>	 Community Involvement  Community Partnership
<p><b>Goal:</b> Pass required state inspections.</p> <p><b>Objective:</b> Pass Texas Commission on Fire Protection (TCFP) Inspection with zero uncorrectable discrepancies.</p>	 Superior City Services
<p><b>Goal:</b> Maintain an appropriate industry standard response time within our community.</p> <p><b>Objective:</b> Maintain a 5 minute or less emergency response time 90% of the time.</p>	 Safe and Secure Environment
<p><b>Goal:</b> Maintain an adequate Annual Inspection Rate within the FMO.</p> <p><b>Objective:</b> Increase FMO Annual Inspection Rate from last FY. 50% Annual Inspection Rate within the FMO.</p>	 Superior City Services
<p><b>Goal:</b> Increase safety on MVA and meet TCFP required training.</p> <p><b>Objective:</b> Complete required TCFP Traffic Management Training. 100% of operational KFD personnel.</p>	 Superior City Services
<p><b>Goal:</b> Enhance firefighter safety by increasing FD staff.</p> <p><b>Objective:</b> Research, prepare, and present a FD Staffing Analysis &amp; Recommendation.</p>	 Superior City Services
<p><b>Goal:</b> Increase overall safety through EM Personnel Training.</p> <p><b>Objective:</b> Continue to develop City personnel in EOC Operations through continued EOC training.</p>	 Superior City Services  Safe and Secure Environment



PERFORMANCE MEASURES

<b>Call Volume</b>	2014	2015	2016	<b>2017</b>
EMS	1719	2760	2950	2942
Fire	319	546	523	660
Total Calls	2038	3306	3473	3602
<b>Response Times</b>				
Ave. Resp. Time	4:40	4:32	4:39	4:26

FY 18-19 BUDGET HIGHLIGHTS

Division	Change	Personnel	Operations	Capital Outlay	Total Changes
FY 17-18 Original Budget	\$3,534,165	\$2,818,293	\$385,450	\$330,422	\$3,534,165
FY 18-19 Adopted Budget	\$3,250,793	\$2,793,661	\$457,132	\$0	\$3,250,793
2200 - Fire Department	(\$283,372)	(\$24,632)	\$71,682	(\$330,422)	(\$283,372)

Change Description

Personnel

- 2% COLA increases for non-civil service - \$3,795
- Anniversary increases - \$1,138
- Decrease in TMRS rate
- Decrease in Workers Comp Experience modifier rate
- Change in health insurance election coverage

Operations

- **Overall Supplies Category:**
  - Increase in supplies, motor gas & oil, minor equipment and medical supplies
  - Decrease in uniforms & PPE, and chemicals
  - Approved supplemental request for Medications & Medical Supplies - \$10,000
- **Overall Services Category:**
  - Increase in communications, postage, printing & publishing, catering, and medical treatment
  - Decrease in professional services, equipment rental, and utilities
- **Overall Repairs Category:**
  - Increase in vehicle maintenance and equipment maintenance
  - Approved supplemental request for Fire Apparatus Fleet Maintenance - \$12,000
- **Overall Leases Category:**
  - Increase in capital lease - Stryker
  - Decrease in operating lease

Capital Outlay

- Removed prior year supplemental for one-time purchase - initial lease recordation - \$330,422

FY 18-19 BUDGET HIGHLIGHTS

Division	Change	Personnel	Operations	Capital Outlay	Total Changes
FY 17-18 Original Budget	\$82,485	\$17,404	\$65,081	\$0	\$82,485
FY 18-19 Adopted Budget	\$66,703	\$18,894	\$47,809	\$0	\$66,703
2250 - Volunteer Fire	(\$15,782)	\$1,490	(\$17,272)	\$0	(\$15,782)

Change Description

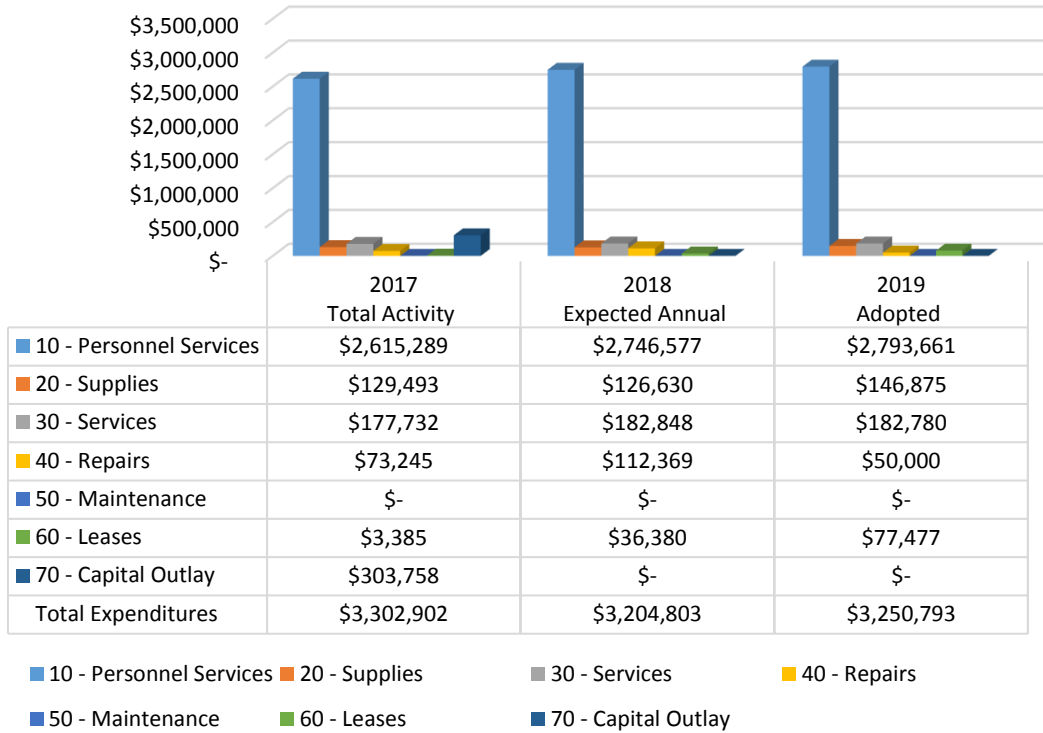
Personnel

- Increased salaries and associated fringe
- Decrease in Workers Comp Experience Modifier Rate

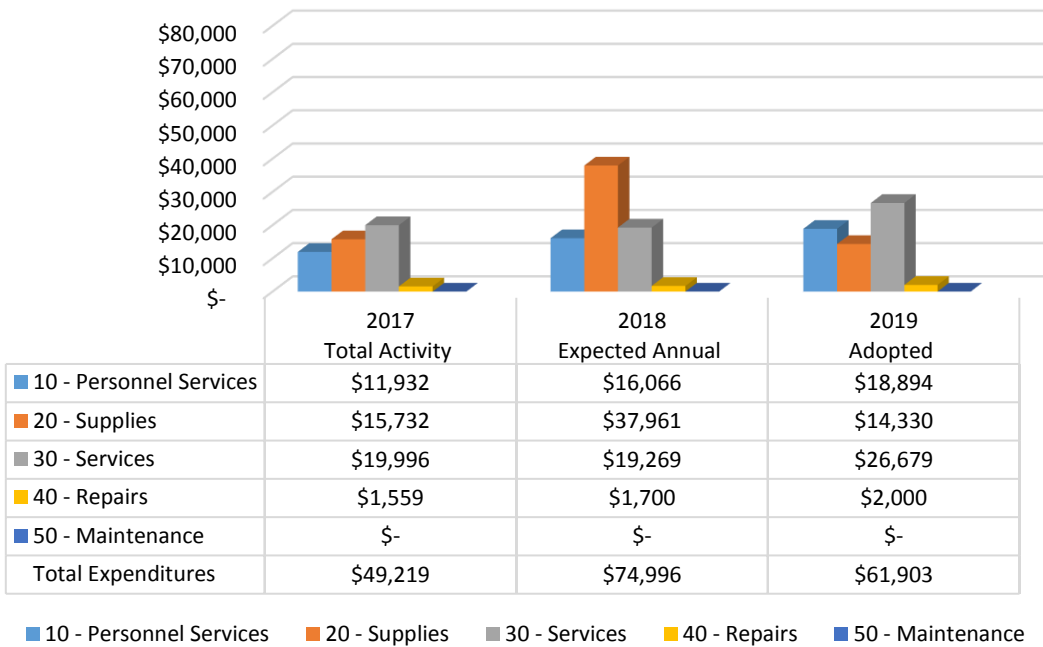
Operations

- **Overall Supplies Category:**
  - Increase in motor gas & oil
  - Decrease uniforms
- **Overall Services Category:**
  - Increase utilities, and medical treatment
  - Decrease in memberships & dues
- **Overall Repairs Category:**
  - Increase in vehicle maintenance
  - Approved supplemental for one-time purchase of new tires for Brush 2 - \$4,800

### Department 220-Fire



### Department 225-Volunteer Fire



General Funds

For Fiscal: 10/2017-09/2018 Period Ending: 09/30/2018

	2016 Total Activity	2017 Total Activity	2018 Original Budget	2018 Total Budget (Amended)	2018 YTD Activity	Defined Budgets		2019 City Manager Proposed	2019 City Commission Adopted
						2018 Expected Annual			
Department : 220 - Fire AcctType: 4 - Revenue Division: 2200 - Fire									
<a href="#">001-4-2200-31155</a>	0.00	0.00	0.00	0.00	21,768.60	18,132.00		15,000.00	15,000.00
<a href="#">001-4-2200-31195</a>	0.00	0.00	5,000.00	5,000.00	600.00	2,500.00		2,500.00	2,500.00
<a href="#">001-4-2200-56630</a>	0.00	0.00	30.00	30.00	0.00	0.00		0.00	0.00
<a href="#">001-4-2200-57010</a>	477,087.91	615,853.49	560,000.00	560,000.00	495,467.25	500,000.00		525,000.00	525,000.00
<a href="#">001-4-2200-59947</a>	0.00	303,757.81	330,422.00	330,422.00	0.00	0.00		0.00	0.00
<a href="#">001-4-2200-72005</a>	0.00	0.00	0.00	0.00	0.00	0.00		0.00	0.00
<a href="#">001-4-2200-72029</a>	0.00	0.00	0.00	0.00	0.00	0.00		0.00	0.00
<a href="#">001-4-2200-72030</a>	500.00	100.00	0.00	0.00	0.00	0.00		0.00	0.00
<a href="#">001-4-2200-75027</a>	0.00	0.00	0.00	0.00	0.00	0.00		0.00	0.00
<a href="#">001-4-2200-75028</a>	0.00	0.00	0.00	0.00	0.00	0.00		0.00	0.00
<b>Division: 2200 - Fire Total:</b>	<b>477,587.91</b>	<b>919,711.30</b>	<b>895,452.00</b>	<b>895,452.00</b>	<b>517,835.85</b>	<b>520,632.00</b>		<b>542,500.00</b>	<b>542,500.00</b>
<b>AcctType: 4 - Revenue Total:</b>	<b>477,587.91</b>	<b>919,711.30</b>	<b>895,452.00</b>	<b>895,452.00</b>	<b>517,835.85</b>	<b>520,632.00</b>		<b>542,500.00</b>	<b>542,500.00</b>

General Funds

For Fiscal: 10/2017-09/2018 Period Ending: 09/30/2018

		2016	2017	2018	2018	2018	Defined Budgets		2019	2019
		Total Activity	Total Activity	Original Budget	Total Budget (Amended)	YTD Activity	2018 Expected Annual	City Manager Proposed	City Commission Adopted	
<b>AcctType: 5 - Expense</b>										
<b>Division: 2200 - Fire</b>										
<b>Category: 10 - Personnel Services</b>										
<a href="#">001-5-2200-11100</a>	Salaries & Wages	1,282,943.45	1,406,158.94	1,537,367.00	1,498,725.00	1,429,616.09	1,474,461.89	1,566,731.00	1,566,731.00	
<a href="#">001-5-2200-11200</a>	Overtime	376,656.16	383,673.34	350,000.00	385,672.00	375,410.27	409,000.00	350,000.00	350,000.00	
<a href="#">001-5-2200-11220</a>	Overtime-FLSA Contract	0.00	0.00	0.00	0.00	0.00	0.00	0.00	0.00	
<a href="#">001-5-2200-11250</a>	Overtime-Holiday Buy Back	0.00	0.00	0.00	0.00	0.00	0.00	0.00	0.00	
<a href="#">001-5-2200-11255</a>	Overtime - Special Events	3,018.90	1,087.77	3,100.00	4,430.00	1,431.73	2,000.00	0.00	0.00	
<a href="#">001-5-2200-11300</a>	Longevity	18,663.91	19,443.66	21,086.00	21,086.00	18,577.61	19,226.00	20,358.00	20,358.00	
<a href="#">001-5-2200-11400</a>	Retirement - TMRS	167,824.74	176,847.82	191,521.00	191,521.00	168,591.24	171,053.17	178,193.00	178,193.00	
<a href="#">001-5-2200-11420</a>	Retirement TMRS - FLSA	0.00	0.00	0.00	0.00	0.00	0.00	0.00	0.00	
<a href="#">001-5-2200-11500</a>	FICA	131,934.92	141,876.29	153,739.00	153,739.00	140,851.18	142,512.65	154,851.00	154,851.00	
<a href="#">001-5-2200-11520</a>	FICA - FLSA	0.00	0.00	0.00	0.00	0.00	0.00	0.00	0.00	
<a href="#">001-5-2200-11550</a>	FICA - Holiday Buy Back	0.00	0.00	0.00	0.00	0.00	0.00	0.00	0.00	
<a href="#">001-5-2200-11600</a>	Group Health Insurance	380,985.00	374,474.00	420,957.00	420,957.00	397,285.58	420,957.00	407,040.00	407,040.00	
<a href="#">001-5-2200-11700</a>	Workers' Compensation	24,022.78	24,048.52	31,028.00	31,028.00	17,912.45	18,849.00	18,060.00	18,060.00	
<a href="#">001-5-2200-11800</a>	Unemployment Compensation	5,536.10	684.85	7,875.00	7,875.00	6,303.17	6,791.00	7,875.00	7,875.00	
<a href="#">001-5-2200-11900</a>	Educational Incentive	2,686.24	3,323.18	2,401.00	2,401.00	3,300.10	2,931.00	3,601.00	3,601.00	
<a href="#">001-5-2200-12200</a>	Certification Pay	86,888.93	80,574.24	95,704.00	95,704.00	76,395.03	75,637.00	83,500.00	83,500.00	
<a href="#">001-5-2200-12300</a>	Life Insurance	2,723.06	3,096.72	3,515.00	3,515.00	3,232.26	3,158.00	3,452.00	3,452.00	
<b>Category: 10 - Personnel Services Total:</b>		<b>2,483,884.19</b>	<b>2,615,289.33</b>	<b>2,818,293.00</b>	<b>2,816,653.00</b>	<b>2,638,906.71</b>	<b>2,746,576.71</b>	<b>2,793,661.00</b>	<b>2,793,661.00</b>	
<b>Category: 20 - Supplies</b>										
<a href="#">001-5-2200-21100</a>	Supplies	8,536.96	10,986.77	10,300.00	9,050.00	9,220.58	8,640.00	10,600.00	10,600.00	
<b>Budget Notes</b>										
<b>Budget Code</b>	<b>Subject</b>	<b>Description</b>								
City Commission	Fire Prevention Week Supplies	Fire Prevention Week supplies for both fire stations.								
City Commission	Hurricane Preparedness Supplies	Hurricane Preparedness supplies for both fire stations.								
City Commission	Station & Office Supplies	Station and office supplies for both fire stations.								
<b>Budget Detail</b>										
<b>Budget Code</b>	<b>Description</b>	<b>Units</b>	<b>Price</b>	<b>Amount</b>						
City Commission	Fire Station(s) Supplies	0.00	0.00	10,600.00						
<a href="#">001-5-2200-21110</a>	Employee Recognition Supplies	920.00	0.00	0.00	0.00	0.00	0.00	0.00	0.00	
<a href="#">001-5-2200-21200</a>	Uniforms & PPE	25,770.85	24,779.79	30,437.00	21,171.25	22,349.60	25,171.25	25,225.00	25,225.00	

General Funds

For Fiscal: 10/2017-09/2018 Period Ending: 09/30/2018

			Defined Budgets						
	2016 Total Activity	2017 Total Activity	2018 Original Budget	2018 Total Budget (Amended)	2018 YTD Activity	2018 Expected Annual	2019 City Manager Proposed	2019 City Commission Adopted	
<b>Budget Notes</b>									
<b>Budget Code</b>	<b>Subject</b>	<b>Description</b>							
City Commission	Fire Class A Uniforms for Captains	Purchase Class A Uniforms for Captains.							
City Commission	Personal Protective Equipment Replacement	Replace out dated and damaged PPE for personnel.							
City Commission	Replacement of Station Uniforms	Replace personnel station uniforms, t-shirts, & foot wear,							
<a href="#">001-5-2200-21400</a>	Chemicals	626.19	259.92	3,500.00	0.00	0.00	0.00	1,500.00	1,500.00
<b>Budget Notes</b>									
<b>Budget Code</b>	<b>Subject</b>	<b>Description</b>							
City Commission	Class A Foam	Purchase class A foam for engines.							
City Commission	Hazmat Air Monitoring Calibration Gas	Bump gas for calibrating air monitors.							
<a href="#">001-5-2200-21500</a>	Motor Gas & Oil	15,555.74	20,424.92	18,967.00	24,000.00	24,602.43	24,000.00	26,250.00	26,250.00
<b>Budget Notes</b>									
<b>Budget Code</b>	<b>Subject</b>	<b>Description</b>							
City Commission	Motor Gas & Oil	12 Vehicles							
<a href="#">001-5-2200-21700</a>	Minor Eq/Furniture	14,805.31	14,216.11	11,000.00	6,281.00	5,817.70	7,781.47	25,300.00	25,300.00
<b>Budget Notes</b>									
<b>Budget Code</b>	<b>Subject</b>	<b>Description</b>							
City Commission	Convert Fire Station Radio System	Finish converting fire station radio system to dailey wells.							
City Commission	Fire Station Furniture Replacement	Replacement or repairs of Fire Station tables and chairs.							
City Commission	High Pressure Air Bags Replacement	Replace high pressure air bags for FD.							
City Commission	Hose Replacement	Replace worn or uncertified hose.							
City Commission	Purchase Generator	Purchase generator for Aerial Platform.							
City Commission	Radio Batteries	Purchase additional radio batteries for both stations.							
City Commission	Replace Old Office Desks	Replace antiquated desks within Fire Station 1.							
City Commission	Replace Positive Pressure Ventilation Fans	Replace antiquated PPV fans on apparatus.							
<a href="#">001-5-2200-21800</a>	Guns & Ammunition	0.00	0.00	0.00	0.00	0.00	0.00	0.00	0.00
<a href="#">001-5-2200-22400</a>	Medical Supplies	54,100.41	58,022.04	50,000.00	61,037.00	58,932.13	61,037.00	58,000.00	58,000.00
<b>Budget Notes</b>									
<b>Budget Code</b>	<b>Subject</b>	<b>Description</b>							
City Commission	FY18-19 Approved	\$10,000 - Permanent - Medications & Medical Supplies							
City Commission	Medical Supplies	\$48,000 - Replace and purchase medications, medical supplies, oxygen, and bio waste & expired medications disposal.							
<a href="#">001-5-2200-22600</a>	Computers & Associated Equip	11,589.71	803.11	0.00	0.00	0.00	0.00	0.00	0.00
	<b>Category: 20 - Supplies Total:</b>	<b>131,905.17</b>	<b>129,492.66</b>	<b>124,204.00</b>	<b>121,539.25</b>	<b>120,922.44</b>	<b>126,629.72</b>	<b>146,875.00</b>	<b>146,875.00</b>

General Funds

For Fiscal: 10/2017-09/2018 Period Ending: 09/30/2018

		2016	2017	2018	2018	2018	Defined Budgets		2019	2019
		Total Activity	Total Activity	Original Budget	Total Budget (Amended)	YTD Activity	2018 Expected Annual	2019 City Manager Proposed	2019 City Commission Adopted	
<b>Category: 30 - Services</b>										
<a href="#">001-5-2200-31100</a>	Communications	23,348.81	29,763.71	30,000.00	31,954.30	32,927.51	30,670.00	36,000.00	36,000.00	
<b>Budget Detail</b>										
<b>Budget Code</b>	<b>Description</b>	<b>Units</b>	<b>Price</b>	<b>Amount</b>						
City Commission	Advanced Scheduler - Timeclock	0.00	0.00	1,500.00						
City Commission	Internet svc	0.00	0.00	14,000.00						
City Commission	KFD paging	0.00	0.00	1,000.00						
City Commission	MiFi devices	0.00	0.00	4,000.00						
City Commission	Net Motion	0.00	0.00	500.00						
City Commission	Phone svc	0.00	0.00	15,000.00						
<a href="#">001-5-2200-31300</a>	Postage & Freight	30.73	143.65	200.00	200.00	92.29	200.00	300.00	300.00	
<b>Budget Notes</b>										
<b>Budget Code</b>	<b>Subject</b>	<b>Description</b>								
City Commission	Private Ambulance Service Compliance Letters	Increase due to sending certified letters for ambulance compliance.								
<a href="#">001-5-2200-31400</a>	Professional Services	57,281.55	27,510.98	24,000.00	21,470.00	21,180.81	23,120.64	20,000.00	20,000.00	
<b>Budget Notes</b>										
<b>Budget Code</b>	<b>Subject</b>	<b>Description</b>								
City Commission	Civil Service Exam Testing	Conducting multiple entry level exams and promotional exams and assessments.								
City Commission	Medical Director Fee	Monthly Medical Director fee.								
<a href="#">001-5-2200-31410</a>	ProfSrv - Softwre Mnt	0.00	0.00	0.00	0.00	0.00	0.00	0.00	0.00	
<a href="#">001-5-2200-31451</a>	Prof Srv-Amb - Intermedix	38,970.73	51,767.50	71,250.00	71,250.00	41,805.82	56,825.00	60,000.00	60,000.00	
<a href="#">001-5-2200-31500</a>	Printing & Publishing	364.43	645.17	1,510.00	1,241.04	1,302.57	1,491.04	2,000.00	2,000.00	
<b>Budget Notes</b>										
<b>Budget Code</b>	<b>Subject</b>	<b>Description</b>								
City Commission	Fire Marshal's Office Fire Code Brochures	Increase due to having to purchase new brochures throughout the year.								
<a href="#">001-5-2200-31600</a>	Training & Travel	24,294.21	23,329.87	24,540.00	33,583.71	33,653.02	32,766.00	0.00	0.00	
<b>Budget Notes</b>										
<b>Budget Code</b>	<b>Subject</b>	<b>Description</b>								
City Commission	Professional Development & Basic Training	Cover Basic Structural Academy, Paramedic course, specific training courses and standard leadership development conferences for personnel.								
<a href="#">001-5-2200-31620</a>	Training & Travel - Fire Chief	0.00	0.00	0.00	0.00	0.00	0.00	5,000.00	5,000.00	
<a href="#">001-5-2200-31621</a>	Training & Travel - Civil Service	0.00	0.00	0.00	0.00	0.00	0.00	15,000.00	15,000.00	
<a href="#">001-5-2200-31700</a>	Memberships & Dues	3,886.06	6,311.01	5,500.00	5,225.00	5,180.82	5,023.00	13,230.00	13,230.00	
<b>Budget Notes</b>										
<b>Budget Code</b>	<b>Subject</b>	<b>Description</b>								
City Commission	CE Solutions EMS CE	Required to maintain personnel EMS certifications.								

General Funds

For Fiscal: 10/2017-09/2018 Period Ending: 09/30/2018

							Defined Budgets			
		2016	2017	2018	2018	2018	2018	2019	2019	
		Total Activity	Total Activity	Original Budget	Total Budget (Amended)	YTD Activity	Expected Annual	City Manager Proposed	City Commission Adopted	
City Commission	Department of State Health Services Dues				Required by State of Texas.					
City Commission	Emergency Reporting System				Required for emergency reporting to state and new platform for Fire Inspection program.					
City Commission	Texas Commission on Fire Protection Dues				Required by the State of Texas.					
<a href="#">001-5-2200-31800</a>	Equipment Rent	102.40	0.00	222.00	357.00	357.00	357.00	0.00	0.00	
<a href="#">001-5-2200-31900</a>	Catering	2,866.89	2,440.63	396.00	1,580.00	1,589.95	1,580.00	2,500.00	2,500.00	
<b>Budget Notes</b>										
<b>Budget Code</b>	<b>Subject</b>	<b>Description</b>								
City Commission	Civil Service Panel Food Service	Cover food cost for Assessment Center panel (outside Chief's) for assisting in process.								
City Commission	Coffee Service	Monthly coffee service fee.								
City Commission	FD Officers Retreat	Cover food cost for Annual FD Officers Retreat.								
<a href="#">001-5-2200-32300</a>	Utilities	29,058.95	32,676.99	28,000.00	21,521.00	21,835.38	28,000.00	25,400.00	25,400.00	
<b>Budget Notes</b>										
<b>Budget Code</b>	<b>Subject</b>	<b>Description</b>								
City Commission	Electricity	3 Meters 515 N Armstron 119 N 10th St - Unit 400HPS 119 N 10th St - Unit Station								
City Commission	Gas	2 Meters 119 N 10th 515 N Armstrong								
City Commission	Water	3 Meters 119 N 10th - 1 119 N 10th - 2 515 N Armstrong								
<b>Budget Detail</b>										
<b>Budget Code</b>	<b>Description</b>	<b>Units</b>	<b>Price</b>	<b>Amount</b>						
City Commission	5% Increase for water	0.00	0.00	400.00						
City Commission	Electricity - based on TCAP	0.00	0.00	15,000.00						
City Commission	Gas - based on billings	0.00	0.00	2,000.00						
City Commission	Water - based on avg billings	0.00	0.00	8,000.00						
<a href="#">001-5-2200-32400</a>	Laundry	414.53	1,392.56	1,000.00	850.00	761.26	1,000.00	1,000.00	1,000.00	
<a href="#">001-5-2200-32500</a>	Medical Treatment	850.00	1,750.00	2,100.00	1,665.00	1,665.00	1,665.00	2,200.00	2,200.00	
<a href="#">001-5-2200-33100</a>	Subscriptions	2,528.70	0.00	150.00	60.00	59.00	150.00	150.00	150.00	
<b>Category: 30 - Services Total:</b>		<b>183,997.99</b>	<b>177,732.07</b>	<b>188,868.00</b>	<b>190,957.05</b>	<b>162,410.43</b>	<b>182,847.68</b>	<b>182,780.00</b>	<b>182,780.00</b>	



General Funds

For Fiscal: 10/2017-09/2018 Period Ending: 09/30/2018

		2016	2017	2018	2018	2018	Defined Budgets		
		Total Activity	Total Activity	Original Budget	Total Budget (Amended)	YTD Activity	2018 Expected Annual	2019 City Manager Proposed	2019 City Commission Adopted
<b>Category: 40 - Repairs</b>									
<a href="#">001-5-2200-41100</a>	Vehicle Maintenance	26,287.76	35,161.35	22,800.00	94,090.00	91,538.27	97,514.00	35,000.00	35,000.00
<b>Budget Notes</b>									
<b>Budget Code</b>	<b>Subject</b>	<b>Description</b>							
City Commission	FY18-19 Approved	\$12,000 - Permanent - Fire Apparatus Fleet Maintenance							
City Commission	Vehicle Maintenance	Increase due to antiquated apparatus and required repairs to maintain appropriate service.							
<a href="#">001-5-2200-41400</a>	Equipment Maintenance	16,701.41	38,083.21	11,650.00	10,954.35	10,516.89	14,855.00	15,000.00	15,000.00
<b>Budget Notes</b>									
<b>Budget Code</b>	<b>Subject</b>	<b>Description</b>							
City Commission	Apparatus Generator Maintenance	Annual apparatus generator maintenance.							
City Commission	Equipment Maintenance - Various	Annual PPV, HM, and rescue tool maintenance to maintain safety.							
City Commission	Hose & Ladder Testing	Required hose and ladder testing.							
City Commission	SCBA Maintenance & Air Sampling	Required maintenance and air sampling.							
<b>Category: 40 - Repairs Total:</b>		<b>42,989.17</b>	<b>73,244.56</b>	<b>34,450.00</b>	<b>105,044.35</b>	<b>102,055.16</b>	<b>112,369.00</b>	<b>50,000.00</b>	<b>50,000.00</b>
<b>Category: 50 - Maintenance</b>									
<a href="#">001-5-2200-51100</a>	Building Maintenance	8,620.95	0.00	0.00	0.00	0.00	0.00	0.00	0.00
<b>Category: 50 - Maintenance Total:</b>		<b>8,620.95</b>	<b>0.00</b>	<b>0.00</b>	<b>0.00</b>	<b>0.00</b>	<b>0.00</b>	<b>0.00</b>	<b>0.00</b>
<b>Category: 60 - Leases</b>									
<a href="#">001-5-2200-64100</a>	Operating Lease	2,946.44	3,385.39	4,928.00	3,379.35	3,359.02	3,379.00	3,120.00	3,120.00
<a href="#">001-5-2200-64200</a>	Capital Lease-Principle	0.00	0.00	33,000.00	33,000.00	27,252.31	27,253.00	66,111.00	66,111.00
<b>Budget Notes</b>									
<b>Budget Code</b>	<b>Subject</b>	<b>Description</b>							
City Commission	Stryker Amortization Schedule	2018: \$ 27,252.31 2019: \$ 66,110.05 2020: \$ 68,081.45 2021: \$ 70,111.64 2022: \$ 72,202.37							
<a href="#">001-5-2200-64201</a>	Capital Lease-Interest	0.00	0.00	0.00	0.00	5,747.69	5,748.00	8,246.00	8,246.00
<b>Budget Notes</b>									
<b>Budget Code</b>	<b>Subject</b>	<b>Description</b>							
City Commission	Stryker Lease Amortization Schedule	2018: \$ 5,747.69 2019: \$ 8,245.39 2020: \$ 6,273.99 2021: \$ 4,243.80 2022: \$ 2,153.07							
<b>Category: 60 - Leases Total:</b>		<b>2,946.44</b>	<b>3,385.39</b>	<b>37,928.00</b>	<b>36,379.35</b>	<b>36,359.02</b>	<b>36,380.00</b>	<b>77,477.00</b>	<b>77,477.00</b>

General Funds

For Fiscal: 10/2017-09/2018 Period Ending: 09/30/2018

		Defined Budgets							
		2016	2017	2018	2018	2018	2018	2019	2019
		Total Activity	Total Activity	Original Budget	Total Budget (Amended)	YTD Activity	Expected Annual	City Manager Proposed	City Commission Adopted
<b>Category: 70 - Capital Outlay</b>									
<a href="#">001-5-2200-71100</a>	Vehicle	0.00	0.00	0.00	0.00	0.00	0.00	0.00	0.00
<a href="#">001-5-2200-71200</a>	Machinery/Equipment	0.00	303,757.81	330,422.00	330,422.00	0.00	0.00	0.00	0.00
<a href="#">001-5-2200-71300</a>	Building	0.00	0.00	0.00	0.00	0.00	0.00	0.00	0.00
<b>Category: 70 - Capital Outlay Total:</b>		<b>0.00</b>	<b>303,757.81</b>	<b>330,422.00</b>	<b>330,422.00</b>	<b>0.00</b>	<b>0.00</b>	<b>0.00</b>	<b>0.00</b>
<b>Category: 95 - Prior Yr Adjustments</b>									
<a href="#">001-5-2200-95000</a>	Bad Debt	0.00	0.00	0.00	0.00	0.00	0.00	0.00	0.00
<b>Category: 95 - Prior Yr Adjustments Total:</b>		<b>0.00</b>	<b>0.00</b>	<b>0.00</b>	<b>0.00</b>	<b>0.00</b>	<b>0.00</b>	<b>0.00</b>	<b>0.00</b>
<b>Division: 2200 - Fire Total:</b>		<b>2,854,343.91</b>	<b>3,302,901.82</b>	<b>3,534,165.00</b>	<b>3,600,995.00</b>	<b>3,060,653.76</b>	<b>3,204,803.11</b>	<b>3,250,793.00</b>	<b>3,250,793.00</b>
<b>AcctType: 5 - Expense Total:</b>		<b>2,854,343.91</b>	<b>3,302,901.82</b>	<b>3,534,165.00</b>	<b>3,600,995.00</b>	<b>3,060,653.76</b>	<b>3,204,803.11</b>	<b>3,250,793.00</b>	<b>3,250,793.00</b>
<b>Department : 220 - Fire Surplus (Deficit):</b>		<b>-2,376,756.00</b>	<b>-2,383,190.52</b>	<b>-2,638,713.00</b>	<b>-2,705,543.00</b>	<b>-2,542,817.91</b>	<b>-2,684,171.11</b>	<b>-2,708,293.00</b>	<b>-2,708,293.00</b>

General Funds

For Fiscal: 10/2017-09/2018 Period Ending: 09/30/2018

		2016	2017	2018	2018	2018	Defined Budgets		2019	2019
		Total Activity	Total Activity	Original Budget	Total Budget (Amended)	YTD Activity	2018 Expected Annual	2019 City Manager Proposed	2019 City Commission Adopted	
<b>Department : 225 - Volunteer Fire</b> <b>AcctType: 5 - Expense</b> <b>Division: 2250 - Volunteer Fire</b> <b>Category: 10 - Personnel Services</b>										
<a href="#">001-5-2250-11100</a>	Salaries & Wages	5,500.00	5,910.00	5,000.00	5,000.00	5,440.00	4,600.00	6,000.00	6,000.00	
<a href="#">001-5-2250-11500</a>	FICA	421.25	472.48	1,179.00	1,179.00	416.57	353.00	1,254.00	1,254.00	
<a href="#">001-5-2250-11800</a>	Unemployment Compensation	93.52	20.93	225.00	225.00	79.73	65.00	225.00	225.00	
<a href="#">001-5-2250-17600</a>	Volun-Workers' Comp	1,287.77	821.10	600.00	600.00	628.96	648.00	1,015.00	1,015.00	
<a href="#">001-5-2250-17700</a>	Volun-Retirement	7,672.20	4,707.49	10,400.00	10,400.00	7,296.32	10,400.00	10,400.00	10,400.00	
<b>Category: 10 - Personnel Services Total:</b>		<b>14,974.74</b>	<b>11,932.00</b>	<b>17,404.00</b>	<b>17,404.00</b>	<b>13,861.58</b>	<b>16,066.00</b>	<b>18,894.00</b>	<b>18,894.00</b>	
<b>Category: 20 - Supplies</b>										
<a href="#">001-5-2250-21100</a>	Supplies	5,517.38	1,966.09	5,000.00	5,000.00	915.88	4,340.71	5,000.00	5,000.00	
<a href="#">001-5-2250-21200</a>	Uniforms & Personal Wear	21,772.63	12,562.73	30,000.00	5,000.00	1,393.51	5,000.00	5,000.00	5,000.00	
<a href="#">001-5-2250-21500</a>	Motor Gas & Oil	297.97	648.19	600.00	600.00	224.93	250.00	830.00	830.00	
<b>Budget Notes</b>										
<b>Budget Code</b>	<b>Subject</b>	<b>Description</b>								
City Commission	Motor Oil & Gas	2 Vehicles plus equipment								
<a href="#">001-5-2250-21700</a>	Minor Eq/Furniture	105.54	555.13	2,000.00	28,170.39	24,526.71	28,170.39	2,000.00	2,000.00	
<a href="#">001-5-2250-22400</a>	Medical Supplies	119.10	0.00	1,500.00	329.61	0.00	200.00	500.00	500.00	
<a href="#">001-5-2250-22600</a>	Computers & Associated Equip	0.00	0.00	0.00	0.00	0.00	0.00	1,000.00	1,000.00	
<b>Category: 20 - Supplies Total:</b>		<b>27,812.62</b>	<b>15,732.14</b>	<b>39,100.00</b>	<b>39,100.00</b>	<b>27,061.03</b>	<b>37,961.10</b>	<b>14,330.00</b>	<b>14,330.00</b>	
<b>Category: 30 - Services</b>										
<a href="#">001-5-2250-31100</a>	Communications	12,368.76	6,369.29	11,000.00	11,000.00	6,108.93	6,369.00	11,000.00	11,000.00	
<b>Budget Detail</b>										
<b>Budget Code</b>	<b>Description</b>	<b>Units</b>	<b>Price</b>	<b>Amount</b>						
City Commission	Additional communications needs	0.00	0.00	4,500.00						
City Commission	Cable internet	0.00	0.00	1,200.00						
City Commission	KVFD paging system	0.00	0.00	4,800.00						
City Commission	Phone Svc	0.00	0.00	500.00						
<a href="#">001-5-2250-31300</a>	Postage & Freight	74.80	66.00	300.00	300.00	70.00	300.00	300.00	300.00	
<a href="#">001-5-2250-31600</a>	Training & Travel	12,930.23	5,866.56	6,000.00	6,000.00	1,246.81	6,000.00	6,000.00	6,000.00	
<a href="#">001-5-2250-31700</a>	Memberships & Dues	0.00	1,255.00	1,000.00	1,000.00	0.00	1,000.00	981.00	981.00	
<a href="#">001-5-2250-31800</a>	Equipment Rent	0.00	0.00	0.00	0.00	0.00	0.00	0.00	0.00	
<a href="#">001-5-2250-32300</a>	Utilities	5,466.04	6,438.98	5,200.00	5,200.00	6,050.57	5,200.00	7,898.00	7,898.00	

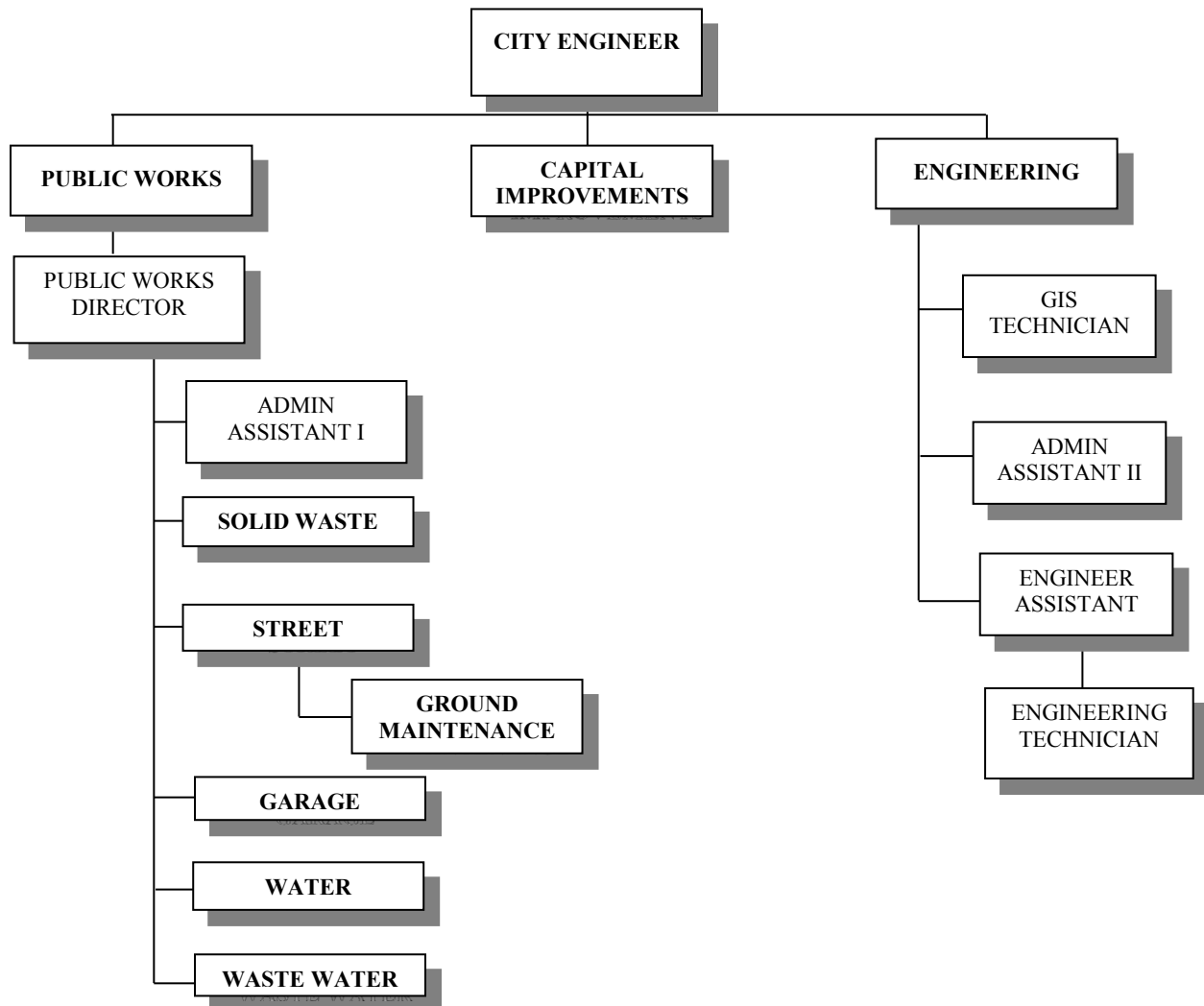
General Funds

For Fiscal: 10/2017-09/2018 Period Ending: 09/30/2018

					Defined Budgets					
					2018	2018	2019	2019		
					YTD Activity	Expected Annual	City Manager Proposed	City Commission Adopted		
					2016	2017	2018	2018		
					Total Activity	Total Activity	Original Budget	Total Budget (Amended)		
<b>Budget Detail</b>										
<b>Budget Code</b>	<b>Description</b>	<b>Units</b>	<b>Price</b>	<b>Amount</b>						
City Commission	5% increase for water	0.00	0.00	138.00						
City Commission	Electricity - 324 N 6th - TCAP Est.	0.00	0.00	1,900.00						
City Commission	Gas - 324 N 6th - avg billings	12.00	50.00	600.00						
City Commission	Water - 324 N 6th Annex	12.00	230.00	2,760.00						
City Commission	Water - Additional for Irrigation	0.00	0.00	2,500.00						
<a href="#">001-5-2250-32500</a>	Medical Treatment		0.00	0.00	400.00	400.00	0.00	400.00	500.00	
<a href="#">001-5-2250-32900</a>	Volunteer Fire		0.00	0.00	0.00	0.00	0.00	0.00	0.00	
<b>Category: 30 - Services Total:</b>					<b>30,839.83</b>	<b>19,995.83</b>	<b>23,900.00</b>	<b>23,900.00</b>	<b>13,476.31</b>	<b>19,269.00</b>
<b>Category: 40 - Repairs</b>										
<a href="#">001-5-2250-41100</a>	Vehicle Maintenance		224.85	1,559.34	2,081.00	2,081.00	803.35	1,700.00	2,000.00	2,000.00
<b>Budget Notes</b>										
<b>Budget Code</b>	<b>Subject</b>	<b>Description</b>								
City Commission	CORE Budget	\$2,000 Vehicle maintenance - 2 vehicles								
<b>Category: 40 - Repairs Total:</b>					<b>224.85</b>	<b>1,559.34</b>	<b>2,081.00</b>	<b>2,081.00</b>	<b>803.35</b>	<b>1,700.00</b>
<b>Category: 50 - Maintenance</b>										
<a href="#">001-5-2250-51100</a>	Building Maintenance		595.47	0.00	0.00	0.00	0.00	0.00	0.00	0.00
<a href="#">001-5-2250-59100</a>	Grounds & Perm Fixtures		0.00	0.00	0.00	0.00	0.00	0.00	0.00	0.00
<b>Category: 50 - Maintenance Total:</b>					<b>595.47</b>	<b>0.00</b>	<b>0.00</b>	<b>0.00</b>	<b>0.00</b>	<b>0.00</b>
<b>Division: 2250 - Volunteer Fire Total:</b>					<b>74,447.51</b>	<b>49,219.31</b>	<b>82,485.00</b>	<b>82,485.00</b>	<b>55,202.27</b>	<b>74,996.10</b>
<b>AcctType: 5 - Expense Total:</b>					<b>74,447.51</b>	<b>49,219.31</b>	<b>82,485.00</b>	<b>82,485.00</b>	<b>55,202.27</b>	<b>74,996.10</b>
<b>Department : 225 - Volunteer Fire Total:</b>					<b>74,447.51</b>	<b>49,219.31</b>	<b>82,485.00</b>	<b>82,485.00</b>	<b>55,202.27</b>	<b>74,996.10</b>

# ENGINEERING

## PUBLIC WORKS – ADMINISTRATION – GF



The Engineering/Public Works – Administration department is split funded between the General Fund and Utility Fund.

### DESCRIPTION




The Engineering/Public Works-Administration Division provides support to major department functions through special project, department engineering and support, construction technical support, utility design, project funding management, inter-agency relations and coordination, public safety and graphic information systems. Solid Waste Management, Garage, Service Center, Streets all report to Public Works Admin in the General Fund.

DEPARTMENT ACCOMPLISHMENTS

For Fiscal Year 17-18

1. Created a report to City Manager for removal of the Pedestrian walk bridge at N. 4th St. and Tranquitas Creek. Bridge was removed by the Public Works Department.
2. Design and project management of the E. Miller St Drainage Improvements.
3. We assisted the Planning and Development Services Department with building inspections.
4. Assisted in the creation of a 10-year Utility Capital Improvement Project Plan.
5. Assisted in the Wastewater Systems Improvements preliminary report.
6. We purchased new surveying equipment to gather data and create in house designs for small scale projects.
7. We purchased traffic counters to monitor traffic volume, speeds, and identify traffic patterns.
8. We purchased a large format printer, scanner and copier with capabilities in black & white and color. This equipment will allow the department to effectively organize files and provide faster customer service.
9. Assisted in the Citywide Master Drainage Plan for 10-year storm Improvements.

GOALS & OBJECTIVES

Goals & Objectives	City Commission Vision
<p><b>Goal:</b> Design and project management of more in-house projects to lower consultant fees.</p> <p><b>Objective:</b> In-house design of Ceasar St. maintenance improvements, Well #23 GST Replacement, Dog Park at DKP and City Highway Monument Signs.</p>	 Superior City Services
<p><b>Goal:</b> Implement a high standard of sanitation services so that customers take pride in the city image.</p> <p><b>Objective:</b> Provide an avenue to continue sanitation public services and alternatives based on individual demand.</p>	 Superior City Services
<p><b>Goal:</b> Implement a high standard of street construction where customers take pride in the City streets.</p> <p><b>Objective:</b> Increase the number of streets fixed through the City.</p>	 Reliable & Dependable Infrastructure

**FY 18-19 BUDGET HIGHLIGHTS**

Division	Change	Personnel	Operations	Capital Outlay	Total Changes
FY 17-18 Original Budget	\$207,862	\$197,854	\$10,008	\$0	\$207,862
FY 18-19 Adopted Budget	\$214,441	\$199,202	\$15,239	\$0	\$214,441
3000-Engineering-PW Admin GF	\$6,579	\$1,348	\$5,231	\$0	\$6,579

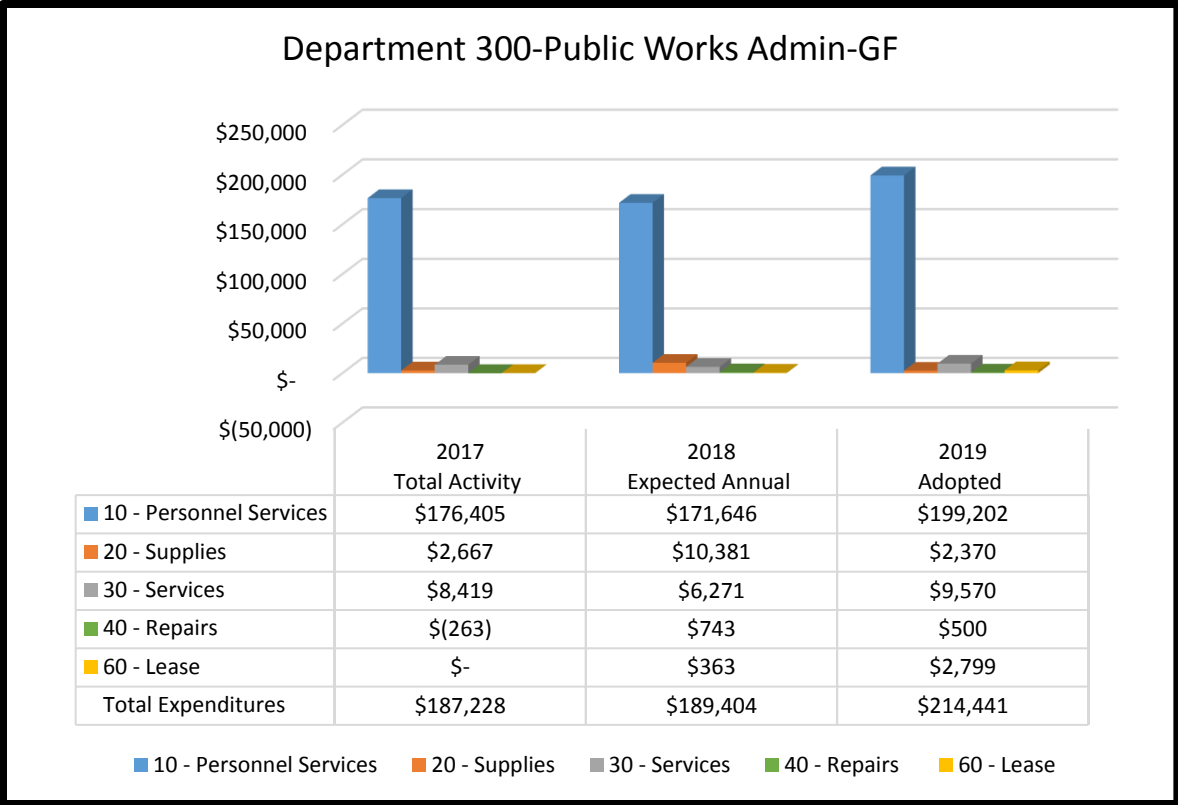
Change Description

Personnel

- 2% COLA increases - \$2,944
- Anniversary increases - \$5,993
- Decrease in TMRS rate
- Decrease in Workers Comp Experience modifier rate
- Change in health care coverage election

Operations

- **Overall Supplies Category:**
  - Increase in motor gas & oil
  - Decrease in medical supplies and educational materials
  - Approved supplemental request for supplies for plotter - Split funded with UF 8000 - \$165
- **Overall Services Category:**
  - Increase in communications, professional services, printing & publishing, training & travel
  - Decrease in memberships & dues and equipment rent
  - Approved supplemental request for ArcGIS License - split funded with UF - \$1,857
- **Overall Repairs Category:**
  - Decrease in vehicle maintenance and equipment maintenance
- **Overall Leases Category:**
  - Increase in operating lease
  - Approved supplemental request for Canon Copier lease - Split funded with UF 8000 - \$2,799





General Funds

For Fiscal: 10/2017-09/2018 Period Ending: 09/30/2018

		2016	2017	2018	2018	2018	Defined Budgets		2019	2019
		Total Activity	Total Activity	Original Budget	Total Budget (Amended)	YTD Activity	2018 Expected Annual	City Manager Proposed	City Commission Adopted	
<b>Department : 300 - Engineering-Public Works Admn-GF</b> <b>AcctType: 5 - Expense</b> <b>Division: 3000 - Engineering-Public Works Admn-GF</b> <b>Category: 10 - Personnel Services</b>										
<a href="#">001-5-3000-11100</a>	Salaries & Wages	42,178.99	129,493.26	143,436.00	135,836.00	117,503.93	123,410.00	150,139.00	150,139.00	
<a href="#">001-5-3000-11200</a>	Overtime	125.94	287.29	0.00	125.00	91.02	115.00	0.00	0.00	
<a href="#">001-5-3000-11400</a>	Retirement - TMRS	4,143.07	10,134.19	13,670.00	13,670.00	8,865.95	9,284.00	11,569.00	11,569.00	
<a href="#">001-5-3000-11500</a>	FICA	3,269.49	9,685.46	10,973.00	10,973.00	8,736.39	9,163.00	11,486.00	11,486.00	
<a href="#">001-5-3000-11600</a>	Group Health Insurance	9,641.00	26,156.00	28,388.00	28,388.00	22,324.53	28,388.00	24,784.00	24,784.00	
<a href="#">001-5-3000-11700</a>	Workers' Compensation	95.84	372.67	408.00	245.00	180.19	174.00	250.00	250.00	
<a href="#">001-5-3000-11800</a>	Unemployment Compensation	9.39	103.77	788.00	951.00	824.71	951.00	788.00	788.00	
<a href="#">001-5-3000-12000</a>	Car Allowance	1,813.83	0.00	0.00	0.00	0.00	0.00	0.00	0.00	
<a href="#">001-5-3000-12300</a>	Life Insurance	71.02	172.44	191.00	191.00	160.56	161.00	186.00	186.00	
<b>Category: 10 - Personnel Services Total:</b>		<b>61,348.57</b>	<b>176,405.08</b>	<b>197,854.00</b>	<b>190,379.00</b>	<b>158,687.28</b>	<b>171,646.00</b>	<b>199,202.00</b>	<b>199,202.00</b>	
<b>Category: 20 - Supplies</b>										
<a href="#">001-5-3000-21100</a>	Supplies	887.65	630.34	1,365.00	1,365.00	1,334.29	1,365.00	1,365.00	1,365.00	
<b>Budget Detail</b>										
<b>Budget Code</b>	<b>Description</b>	<b>Units</b>	<b>Price</b>	<b>Amount</b>						
City Commission	FY 18-19-Addtl Core - Supplies for Plotter	0.00	0.00	165.00						
City Commission	Paper/ Office Supplies	1.00	1,200.00	1,200.00						
<a href="#">001-5-3000-21200</a>	Uniforms & Personal Wear	0.00	23.49	100.00	100.00	77.74	100.00	100.00	100.00	
<b>Budget Detail</b>										
<b>Budget Code</b>	<b>Description</b>	<b>Units</b>	<b>Price</b>	<b>Amount</b>						
City Commission	Uniform & Personal Wear	1.00	100.00	100.00						
<a href="#">001-5-3000-21500</a>	Motor Gas & Oil	19.99	369.90	313.00	313.00	392.05	313.00	325.00	325.00	
<b>Budget Detail</b>										
<b>Budget Code</b>	<b>Description</b>	<b>Units</b>	<b>Price</b>	<b>Amount</b>						
City Commission	Motor Gas & Oil - 2 Vehicles	1.00	325.00	325.00						
<a href="#">001-5-3000-21700</a>	Minor Eq/Furniture	440.69	362.67	500.00	592.50	599.98	955.00	500.00	500.00	
<b>Budget Detail</b>										
<b>Budget Code</b>	<b>Description</b>	<b>Units</b>	<b>Price</b>	<b>Amount</b>						
City Commission	Engineering equipment	1.00	100.00	100.00						
City Commission	Office chairs	1.00	200.00	200.00						
City Commission	Smart level	1.00	200.00	200.00						

General Funds

For Fiscal: 10/2017-09/2018 Period Ending: 09/30/2018

					Defined Budgets					
		2016	2017	2018	2018	2018	2018	2019	2019	
		Total Activity	Total Activity	Original Budget	Total Budget (Amended)	YTD Activity	Expected Annual	City Manager Proposed	City Commission Adopted	
<a href="#">001-5-3000-22400</a>	Medical Supplies	0.00	0.00	40.00	40.00	40.00	40.00	30.00	30.00	
<b>Budget Detail</b>										
<b>Budget Code</b>	<b>Description</b>	<b>Units</b>	<b>Price</b>	<b>Amount</b>						
City Commission	Firstaid kits	3.00	10.00	30.00						
<a href="#">001-5-3000-22500</a>	Educational Materials/Supplies	0.00	0.00	100.00	100.00	0.00	50.00	50.00	50.00	
<b>Budget Detail</b>										
<b>Budget Code</b>	<b>Description</b>	<b>Units</b>	<b>Price</b>	<b>Amount</b>						
City Commission	Educational materials	1.00	50.00	50.00						
<a href="#">001-5-3000-22600</a>	Computers & Associated Equip	74.99	1,280.30	0.00	7,600.00	7,557.80	7,558.00	0.00	0.00	
<b>Category: 20 - Supplies Total:</b>		<b>1,423.32</b>	<b>2,666.70</b>	<b>2,418.00</b>	<b>10,110.50</b>	<b>10,001.86</b>	<b>10,381.00</b>	<b>2,370.00</b>	<b>2,370.00</b>	
<b>Category: 30 - Services</b>										
<a href="#">001-5-3000-31100</a>	Communications	532.85	1,491.70	1,868.00	1,635.62	1,745.28	1,635.00	2,496.00	2,496.00	
<b>Budget Detail</b>										
<b>Budget Code</b>	<b>Description</b>	<b>Units</b>	<b>Price</b>	<b>Amount</b>						
City Commission	(2) MiFi devices (\$40/mo) Split w/UF	12.00	40.00	480.00						
City Commission	(5) Smartphones (\$67/month) Split w/ UF	12.00	168.00	2,016.00						
<a href="#">001-5-3000-31400</a>	Professional Services	0.00	0.00	245.00	245.00	195.50	245.00	245.00	245.00	
<b>Budget Detail</b>										
<b>Budget Code</b>	<b>Description</b>	<b>Units</b>	<b>Price</b>	<b>Amount</b>						
City Commission	SWP3 & Easement filing	1.00	245.00	245.00						
<a href="#">001-5-3000-31410</a>	ProfSrv - Software Mnt	0.00	0.00	0.00	0.00	0.00	0.00	1,857.00	1,857.00	
<b>Budget Detail</b>										
<b>Budget Code</b>	<b>Description</b>	<b>Units</b>	<b>Price</b>	<b>Amount</b>						
City Commission	FY18-19 Arc GIS License - Recurring	0.00	0.00	1,857.00						
<a href="#">001-5-3000-31425</a>	Prof. Services-GPS	0.00	306.00	306.00	306.00	263.25	306.00	204.00	204.00	
<b>Budget Detail</b>										
<b>Budget Code</b>	<b>Description</b>	<b>Units</b>	<b>Price</b>	<b>Amount</b>						
City Commission	GPS service	1.00	204.00	204.00						
<a href="#">001-5-3000-31458</a>	Contractual Services	0.00	0.00	0.00	0.00	0.00	0.00	0.00	0.00	
<a href="#">001-5-3000-31500</a>	Printing & Publishing	3.00	552.93	200.00	204.63	204.63	204.63	204.00	204.00	
<b>Budget Detail</b>										
<b>Budget Code</b>	<b>Description</b>	<b>Units</b>	<b>Price</b>	<b>Amount</b>						
City Commission	Business cards/copier overages	1.00	204.00	204.00						

General Funds

For Fiscal: 10/2017-09/2018 Period Ending: 09/30/2018

						Defined Budgets				
		2016	2017	2018	2018	2018	2018	2019	2019	
		Total Activity	Total Activity	Original Budget	Total Budget (Amended)	YTD Activity	Expected Annual	City Manager Proposed	City Commission Adopted	
<a href="#">001-5-3000-31600</a>	Training & Travel	736.59	4,106.43	2,500.00	2,125.00	2,564.02	2,257.00	0.00	0.00	
<a href="#">001-5-3000-31660</a>	Training & Travel - Engineering	0.00	0.00	0.00	0.00	0.00	0.00	1,577.00	1,577.00	
<b>Budget Detail</b>										
<b>Budget Code</b>	<b>Description</b>	<b>Units</b>	<b>Price</b>	<b>Amount</b>						
City Commission	TCEQ Conference	0.00	0.00	400.00						
City Commission	Texas Water Conference	0.00	0.00	300.00						
City Commission	TFMA	0.00	0.00	400.00						
City Commission	TML	0.00	0.00	400.00						
City Commission	TWUA Monthly Meetings	0.00	0.00	77.00						
<a href="#">001-5-3000-31661</a>	Training & Travel - PW Admin	0.00	0.00	0.00	0.00	0.00	0.00	1,323.00	1,323.00	
<b>Budget Detail</b>										
<b>Budget Code</b>	<b>Description</b>	<b>Units</b>	<b>Price</b>	<b>Amount</b>						
City Commission	License Fees	0.00	0.00	146.00						
City Commission	TCEQ Conference	0.00	0.00	400.00						
City Commission	TML	0.00	0.00	400.00						
City Commission	TWUA Monthly Meetings	0.00	0.00	77.00						
City Commission	Waste Water Class	0.00	0.00	300.00						
<a href="#">001-5-3000-31700</a>	Memberships & Dues	151.77	813.00	750.00	522.25	379.50	522.00	563.00	563.00	
<b>Budget Detail</b>										
<b>Budget Code</b>	<b>Description</b>	<b>Units</b>	<b>Price</b>	<b>Amount</b>						
City Commission	APWA	1.00	113.00	113.00						
City Commission	ASCE	1.00	93.00	93.00						
City Commission	AWWA	1.00	50.00	50.00						
City Commission	License Renewal	1.00	65.00	65.00						
City Commission	PE License	1.00	20.00	20.00						
City Commission	Pesticide License	1.00	50.00	50.00						
City Commission	TMFA	1.00	23.00	23.00						
City Commission	TMFA-CFM	1.00	23.00	23.00						
City Commission	TWUA	2.00	38.00	76.00						
City Commission	WEAT	2.00	25.00	50.00						
<a href="#">001-5-3000-31800</a>	Equipment Rent	0.00	0.00	100.00	100.00	0.00	0.00	0.00	0.00	
<a href="#">001-5-3000-31900</a>	Catering	870.52	906.00	796.00	796.00	567.07	796.00	796.00	796.00	
<b>Budget Detail</b>										
<b>Budget Code</b>	<b>Description</b>	<b>Units</b>	<b>Price</b>	<b>Amount</b>						
City Commission	Coffee supplies and food and drinks for Meetir	1.00	796.00	796.00						
<a href="#">001-5-3000-32400</a>	Laundry	213.20	213.20	275.00	275.00	201.86	275.00	275.00	275.00	

General Funds

For Fiscal: 10/2017-09/2018 Period Ending: 09/30/2018

					Defined Budgets					
			2016	2017	2018	2018	2018	2019	2019	
			Total Activity	Total Activity	Original Budget	Total Budget (Amended)	YTD Activity	Expected Annual	City Manager Proposed	City Commission Adopted
<b>Budget Detail</b>										
<b>Budget Code</b>	<b>Description</b>	<b>Units</b>	<b>Price</b>	<b>Amount</b>						
City Commission	Laundry	1.00	275.00	275.00						
<a href="#">001-5-3000-33100</a>	Subscriptions		0.00	29.50	30.00	30.00	0.00	30.00	30.00	30.00
<b>Budget Detail</b>										
<b>Budget Code</b>	<b>Description</b>	<b>Units</b>	<b>Price</b>	<b>Amount</b>						
City Commission	Kinigsville Record	1.00	30.00	30.00						
<b>Category: 30 - Services Total:</b>			<b>2,507.93</b>	<b>8,418.76</b>	<b>7,070.00</b>	<b>6,239.50</b>	<b>6,121.11</b>	<b>6,270.63</b>	<b>9,570.00</b>	<b>9,570.00</b>
<b>Category: 40 - Repairs</b>										
<a href="#">001-5-3000-41100</a>	Vehicle Maintenance		0.00	-262.90	500.00	750.00	687.99	743.00	500.00	500.00
<b>Budget Detail</b>										
<b>Budget Code</b>	<b>Description</b>	<b>Units</b>	<b>Price</b>	<b>Amount</b>						
City Commission	Vehicle Maintenance	1.00	500.00	500.00						
<a href="#">001-5-3000-41400</a>	Equipment Maintenance		0.00	0.00	20.00	20.00	0.00	0.00	0.00	0.00
<b>Category: 40 - Repairs Total:</b>			<b>0.00</b>	<b>-262.90</b>	<b>520.00</b>	<b>770.00</b>	<b>687.99</b>	<b>743.00</b>	<b>500.00</b>	<b>500.00</b>
<b>Category: 50 - Maintenance</b>										
<a href="#">001-5-3000-51100</a>	Building Maintenance		7,200.00	0.00	0.00	0.00	0.00	0.00	0.00	0.00
<b>Category: 50 - Maintenance Total:</b>			<b>7,200.00</b>	<b>0.00</b>	<b>0.00</b>	<b>0.00</b>	<b>0.00</b>	<b>0.00</b>	<b>0.00</b>	<b>0.00</b>
<b>Category: 60 - Leases</b>										
<a href="#">001-5-3000-64100</a>	Operating Lease		0.00	0.00	0.00	363.00	577.20	363.00	2,799.00	2,799.00
<b>Budget Detail</b>										
<b>Budget Code</b>	<b>Description</b>	<b>Units</b>	<b>Price</b>	<b>Amount</b>						
City Commission	FY18-19 Canon Copier Lease - Permanent	0.00	0.00	2,799.00						
<b>Category: 60 - Leases Total:</b>			<b>0.00</b>	<b>0.00</b>	<b>0.00</b>	<b>363.00</b>	<b>577.20</b>	<b>363.00</b>	<b>2,799.00</b>	<b>2,799.00</b>
<b>Division: 3000 - Engineering-Public Works Admn-GF Total:</b>			<b>72,479.82</b>	<b>187,227.64</b>	<b>207,862.00</b>	<b>207,862.00</b>	<b>176,075.44</b>	<b>189,403.63</b>	<b>214,441.00</b>	<b>214,441.00</b>
<b>AcctType: 5 - Expense Total:</b>			<b>72,479.82</b>	<b>187,227.64</b>	<b>207,862.00</b>	<b>207,862.00</b>	<b>176,075.44</b>	<b>189,403.63</b>	<b>214,441.00</b>	<b>214,441.00</b>
<b>Department : 300 - Engineering-Public Works Admn-GF Total:</b>			<b>72,479.82</b>	<b>187,227.64</b>	<b>207,862.00</b>	<b>207,862.00</b>	<b>176,075.44</b>	<b>189,403.63</b>	<b>214,441.00</b>	<b>214,441.00</b>

# ENGINEERING - GF

---



Engineering – GF – Division 3010 has been merged with Engineering 3000.  
This division is only shown for prior year activity.

General Funds

For Fiscal: 10/2017-09/2018 Period Ending: 09/30/2018

		2016	2017	2018	2018	2018	Defined Budgets		2019	2019
		Total Activity	Total Activity	Original Budget	Total Budget (Amended)	YTD Activity	2018 Expected Annual	2019 City Manager Proposed	2019 City Commission Adopted	
<b>Department : 301 - Engineering</b> <b>AcctType: 5 - Expense</b> <b>Division: 3010 - Engineering</b> <b>Category: 10 - Personnel Services</b>										
<a href="#">001-5-3010-11100</a>	Salaries & Wages	86,029.19	0.00	0.00	0.00	0.00	0.00	0.00	0.00	0.00
<a href="#">001-5-3010-11200</a>	Overtime	718.43	0.00	0.00	0.00	0.00	0.00	0.00	0.00	0.00
<a href="#">001-5-3010-11400</a>	Retirement - TMRS	6,860.68	0.00	0.00	0.00	0.00	0.00	0.00	0.00	0.00
<a href="#">001-5-3010-11500</a>	FICA	6,842.60	0.00	0.00	0.00	0.00	0.00	0.00	0.00	0.00
<a href="#">001-5-3010-11600</a>	Group Health Insurance	10,082.29	0.00	0.00	0.00	0.00	0.00	0.00	0.00	0.00
<a href="#">001-5-3010-11700</a>	Workers' Compensation	370.03	0.00	0.00	0.00	0.00	0.00	0.00	0.00	0.00
<a href="#">001-5-3010-11800</a>	Unemployment Compensation	605.98	0.00	0.00	0.00	0.00	0.00	0.00	0.00	0.00
<a href="#">001-5-3010-12000</a>	Car Allowance	1,813.82	0.00	0.00	0.00	0.00	0.00	0.00	0.00	0.00
<a href="#">001-5-3010-12300</a>	Life Insurance	91.26	0.00	0.00	0.00	0.00	0.00	0.00	0.00	0.00
<b>Category: 10 - Personnel Services Total:</b>		<b>113,414.28</b>	<b>0.00</b>	<b>0.00</b>	<b>0.00</b>	<b>0.00</b>	<b>0.00</b>	<b>0.00</b>	<b>0.00</b>	<b>0.00</b>
<b>Category: 20 - Supplies</b>										
<a href="#">001-5-3010-21100</a>	Supplies	499.86	0.00	0.00	0.00	0.00	0.00	0.00	0.00	0.00
<a href="#">001-5-3010-21200</a>	Uniforms & Personal Wear	0.00	0.00	0.00	0.00	0.00	0.00	0.00	0.00	0.00
<a href="#">001-5-3010-21500</a>	Motor Gas & Oil	208.13	0.00	0.00	0.00	0.00	0.00	0.00	0.00	0.00
<a href="#">001-5-3010-21700</a>	Minor Eq/Furniture	2,882.25	0.00	0.00	0.00	0.00	0.00	0.00	0.00	0.00
<a href="#">001-5-3010-22400</a>	Medical Supplies	0.00	0.00	0.00	0.00	0.00	0.00	0.00	0.00	0.00
<a href="#">001-5-3010-22500</a>	Educational Materials/Supplies	0.00	0.00	0.00	0.00	0.00	0.00	0.00	0.00	0.00
<a href="#">001-5-3010-22600</a>	Computers & Associated Equip	0.00	0.00	0.00	0.00	0.00	0.00	0.00	0.00	0.00
<b>Category: 20 - Supplies Total:</b>		<b>3,590.24</b>	<b>0.00</b>	<b>0.00</b>	<b>0.00</b>	<b>0.00</b>	<b>0.00</b>	<b>0.00</b>	<b>0.00</b>	<b>0.00</b>
<b>Category: 30 - Services</b>										
<a href="#">001-5-3010-31100</a>	Communications	624.30	0.00	0.00	0.00	0.00	0.00	0.00	0.00	0.00
<a href="#">001-5-3010-31300</a>	Postage & Freight	0.00	0.00	0.00	0.00	0.00	0.00	0.00	0.00	0.00
<a href="#">001-5-3010-31400</a>	Professional Services	231.61	0.00	0.00	0.00	0.00	0.00	0.00	0.00	0.00
<a href="#">001-5-3010-31425</a>	Prof. Services-GPS	306.00	0.00	0.00	0.00	0.00	0.00	0.00	0.00	0.00
<a href="#">001-5-3010-31500</a>	Printing & Publishing	258.75	0.00	0.00	0.00	0.00	0.00	0.00	0.00	0.00
<a href="#">001-5-3010-31600</a>	Training & Travel	268.71	0.00	0.00	0.00	0.00	0.00	0.00	0.00	0.00
<a href="#">001-5-3010-31700</a>	Memberships & Dues	20.00	0.00	0.00	0.00	0.00	0.00	0.00	0.00	0.00
<a href="#">001-5-3010-31800</a>	Equipment Rent	0.00	0.00	0.00	0.00	0.00	0.00	0.00	0.00	0.00

General Funds

For Fiscal: 10/2017-09/2018 Period Ending: 09/30/2018

		Defined Budgets							
		2016	2017	2018	2018	2018	2018	2019	2019
		Total Activity	Total Activity	Original Budget	Total Budget (Amended)	YTD Activity	Expected Annual	City Manager Proposed	City Commission Adopted
<a href="#">001-5-3010-31900</a>	Catering	27.24	0.00	0.00	0.00	0.00	0.00	0.00	0.00
<a href="#">001-5-3010-33100</a>	Subscriptions	23.50	0.00	0.00	0.00	0.00	0.00	0.00	0.00
<b>Category: 30 - Services Total:</b>		<b>1,760.11</b>	<b>0.00</b>	<b>0.00</b>	<b>0.00</b>	<b>0.00</b>	<b>0.00</b>	<b>0.00</b>	<b>0.00</b>
<b>Category: 40 - Repairs</b>									
<a href="#">001-5-3010-41100</a>	Vehicle Maintenance	122.39	0.00	0.00	0.00	0.00	0.00	0.00	0.00
<a href="#">001-5-3010-41400</a>	Equipment Maintenance	0.00	0.00	0.00	0.00	0.00	0.00	0.00	0.00
<b>Category: 40 - Repairs Total:</b>		<b>122.39</b>	<b>0.00</b>	<b>0.00</b>	<b>0.00</b>	<b>0.00</b>	<b>0.00</b>	<b>0.00</b>	<b>0.00</b>
<b>Division: 3010 - Engineering Total:</b>		<b>118,887.02</b>	<b>0.00</b>	<b>0.00</b>	<b>0.00</b>	<b>0.00</b>	<b>0.00</b>	<b>0.00</b>	<b>0.00</b>
<b>AcctType: 5 - Expense Total:</b>		<b>118,887.02</b>	<b>0.00</b>	<b>0.00</b>	<b>0.00</b>	<b>0.00</b>	<b>0.00</b>	<b>0.00</b>	<b>0.00</b>
<b>Department : 301 - Engineering Total:</b>		<b>118,887.02</b>	<b>0.00</b>	<b>0.00</b>	<b>0.00</b>	<b>0.00</b>	<b>0.00</b>	<b>0.00</b>	<b>0.00</b>

# SERVICE CENTER

The Service Center Division is used to account for expenditures related to the Public Works Building.

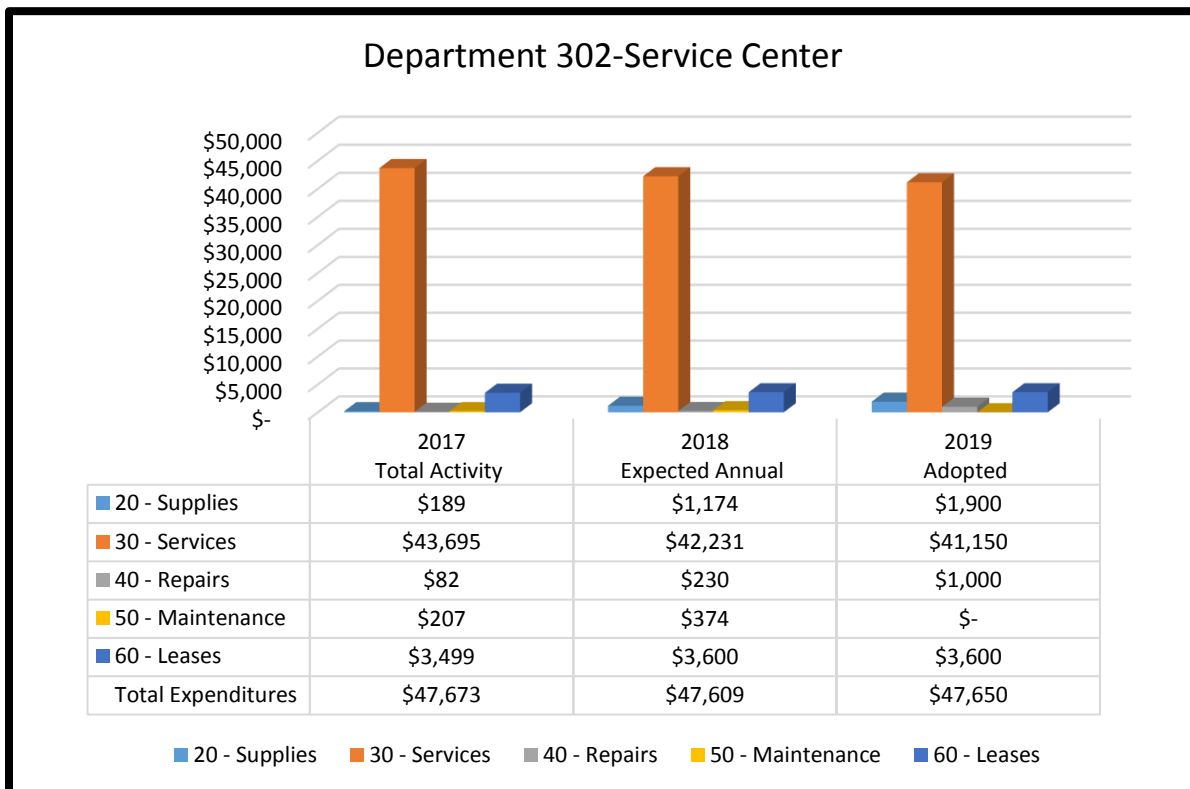
## FY 18-19 BUDGET HIGHLIGHTS

Division	Change	Personnel	Operations	Capital Outlay	Total Changes
FY 17-18 Original Budget	\$48,436	\$0	\$48,436	\$0	\$48,436
FY 18-19 Adopted Budget	\$47,650	\$0	\$47,650	\$0	\$47,650
3020 - Service Center	(\$786)	\$0	(\$786)	\$0	(\$786)

### Change Description

#### Operations

- **Overall Supplies Category:**
  - Decrease in computers & associated equipment
- **Overall Services Category:**
  - Increase in printing & publishing
  - Decrease in utilities





General Funds

For Fiscal: 10/2017-09/2018 Period Ending: 09/30/2018

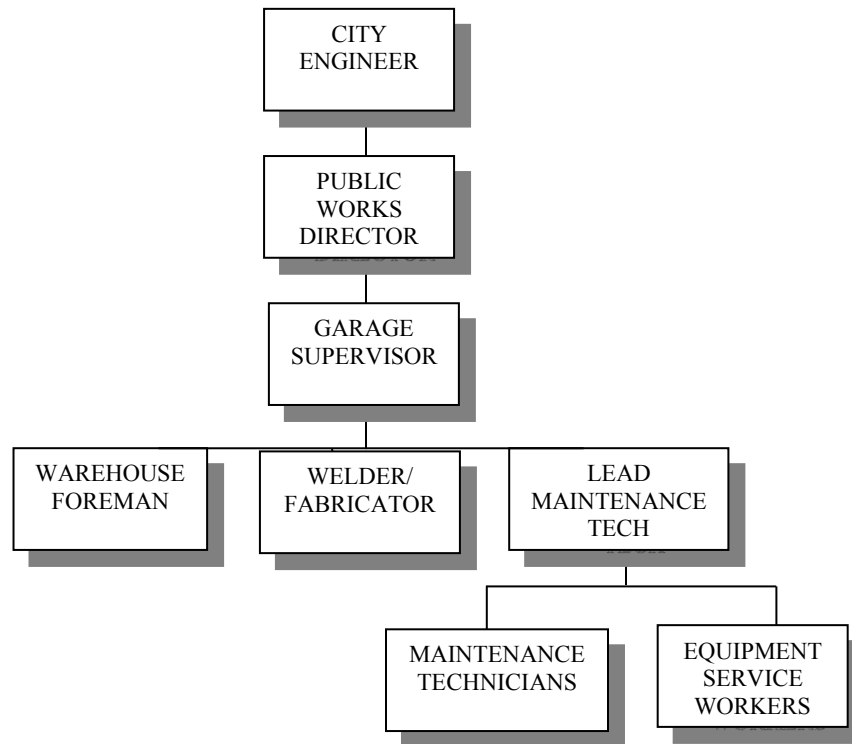
		2016	2017	2018	2018	2018	Defined Budgets		2019	2019
		Total Activity	Total Activity	Original Budget	Total Budget (Amended)	YTD Activity	2018	2018	2019	2019
							Expected Annual	City Manager Proposed	City Commission Adopted	
Department : 302 - Service Center AcctType: 5 - Expense Division: 3020 - Service Center Category: 20 - Supplies										
<a href="#">001-5-3020-21100</a>	Supplies	3,734.62	135.03	1,050.00	1,050.00	323.21	324.00	1,050.00	1,050.00	
<b>Budget Detail</b>										
<b>Budget Code</b>	<b>Description</b>	<b>Units</b>	<b>Price</b>	<b>Amount</b>						
City Commission	Janitorial supplies	1.00	1,050.00	1,050.00						
<a href="#">001-5-3020-21200</a>	Uniforms & Personal Wear	25.98	0.00	250.00	250.00	221.61	250.00	250.00	250.00	
<b>Budget Detail</b>										
<b>Budget Code</b>	<b>Description</b>	<b>Units</b>	<b>Price</b>	<b>Amount</b>						
City Commission	Community Service PPE	1.00	250.00	250.00						
<a href="#">001-5-3020-21400</a>	Chemicals	92.03	0.00	600.00	600.00	129.89	600.00	600.00	600.00	
<b>Budget Detail</b>										
<b>Budget Code</b>	<b>Description</b>	<b>Units</b>	<b>Price</b>	<b>Amount</b>						
City Commission	Paint	1.00	300.00	300.00						
City Commission	Weed spray	1.00	300.00	300.00						
<a href="#">001-5-3020-21700</a>	Minor Eq/Furniture	71.96	54.00	0.00	0.00	0.00	0.00	0.00	0.00	
<a href="#">001-5-3020-22600</a>	Computers & Associated Equip	33.49	0.00	350.00	350.00	0.00	0.00	0.00	0.00	
<b>Category: 20 - Supplies Total:</b>		<b>3,958.08</b>	<b>189.03</b>	<b>2,250.00</b>	<b>2,250.00</b>	<b>674.71</b>	<b>1,174.00</b>	<b>1,900.00</b>	<b>1,900.00</b>	
<b>Category: 30 - Services</b>										
<a href="#">001-5-3020-31100</a>	Communications	15,654.80	15,304.12	15,600.00	15,600.00	15,486.82	15,600.00	15,600.00	15,600.00	
<b>Budget Detail</b>										
<b>Budget Code</b>	<b>Description</b>	<b>Units</b>	<b>Price</b>	<b>Amount</b>						
City Commission	Phone svc, long distance, internet-based on av	12.00	1,300.00	15,600.00						
<a href="#">001-5-3020-31400</a>	Professional Services	1,119.00	1,097.00	2,200.00	2,200.00	1,079.52	2,200.00	2,200.00	2,200.00	
<b>Budget Detail</b>										
<b>Budget Code</b>	<b>Description</b>	<b>Units</b>	<b>Price</b>	<b>Amount</b>						
City Commission	Clean Earth Solutions	1.00	1,200.00	1,200.00						
City Commission	Pest control	1.00	352.00	352.00						
City Commission	Rodent control	1.00	648.00	648.00						
<a href="#">001-5-3020-31500</a>	Printing & Publishing	0.00	516.47	0.00	1,000.00	1,106.05	1,000.00	350.00	350.00	

General Funds

For Fiscal: 10/2017-09/2018 Period Ending: 09/30/2018

					Defined Budgets					
			2016	2017	2018	2018	2018	2018	2019	2019
			Total Activity	Total Activity	Original Budget	Total Budget (Amended)	YTD Activity	Expected Annual	City Manager Proposed	City Commission Adopted
<b>Budget Detail</b>										
<b>Budget Code</b>	<b>Description</b>	<b>Units</b>	<b>Price</b>	<b>Amount</b>						
City Commission	Copier overage charge	1.00	350.00	350.00						
<a href="#">001-5-3020-32100</a>	State Fees		200.00	200.00	200.00	200.00	0.00	200.00	200.00	200.00
<b>Budget Detail</b>										
<b>Budget Code</b>	<b>Description</b>	<b>Units</b>	<b>Price</b>	<b>Amount</b>						
City Commission	SWP3	1.00	200.00	200.00						
<a href="#">001-5-3020-32300</a>	Utilities		27,558.11	26,577.80	23,586.00	23,356.00	18,377.20	23,231.00	22,800.00	22,800.00
<b>Budget Detail</b>										
<b>Budget Code</b>	<b>Description</b>	<b>Units</b>	<b>Price</b>	<b>Amount</b>						
City Commission	%5 increase for water	0.00	0.00	200.00						
City Commission	Electricity - 2 Meters - 1300 E Corral - TCAP est	0.00	0.00	18,000.00						
City Commission	Gas - 1300 E Corral -based on avg	0.00	0.00	600.00						
City Commission	Water - 1326 E Corral	0.00	0.00	4,000.00						
<a href="#">001-5-3020-32400</a>	Laundry		1,027.00	0.00	0.00	0.00	0.00	0.00	0.00	0.00
	<b>Category: 30 - Services Total:</b>		<b>45,558.91</b>	<b>43,695.39</b>	<b>41,586.00</b>	<b>42,356.00</b>	<b>36,049.59</b>	<b>42,231.00</b>	<b>41,150.00</b>	<b>41,150.00</b>
	<b>Category: 40 - Repairs</b>									
<a href="#">001-5-3020-41400</a>	Equipment Maintenance		80.00	82.48	1,000.00	230.00	229.96	230.00	1,000.00	1,000.00
	<b>Category: 40 - Repairs Total:</b>		<b>80.00</b>	<b>82.48</b>	<b>1,000.00</b>	<b>230.00</b>	<b>229.96</b>	<b>230.00</b>	<b>1,000.00</b>	<b>1,000.00</b>
	<b>Category: 50 - Maintenance</b>									
<a href="#">001-5-3020-51100</a>	Building Maintenance		16,185.29	207.13	0.00	0.00	373.49	374.00	0.00	0.00
	<b>Category: 50 - Maintenance Total:</b>		<b>16,185.29</b>	<b>207.13</b>	<b>0.00</b>	<b>0.00</b>	<b>373.49</b>	<b>374.00</b>	<b>0.00</b>	<b>0.00</b>
	<b>Category: 60 - Leases</b>									
<a href="#">001-5-3020-64100</a>	Operating Lease		3,372.57	3,498.98	3,600.00	3,600.00	3,423.87	3,600.00	3,600.00	3,600.00
<b>Budget Detail</b>										
<b>Budget Code</b>	<b>Description</b>	<b>Units</b>	<b>Price</b>	<b>Amount</b>						
City Commission	Copier	1.00	3,600.00	3,600.00						
	<b>Category: 60 - Leases Total:</b>		<b>3,372.57</b>	<b>3,498.98</b>	<b>3,600.00</b>	<b>3,600.00</b>	<b>3,423.87</b>	<b>3,600.00</b>	<b>3,600.00</b>	<b>3,600.00</b>
	<b>Division: 3020 - Service Center Total:</b>		<b>69,154.85</b>	<b>47,673.01</b>	<b>48,436.00</b>	<b>48,436.00</b>	<b>40,751.62</b>	<b>47,609.00</b>	<b>47,650.00</b>	<b>47,650.00</b>
	<b>AcctType: 5 - Expense Total:</b>		<b>69,154.85</b>	<b>47,673.01</b>	<b>48,436.00</b>	<b>48,436.00</b>	<b>40,751.62</b>	<b>47,609.00</b>	<b>47,650.00</b>	<b>47,650.00</b>
	<b>Department : 302 - Service Center Total:</b>		<b>69,154.85</b>	<b>47,673.01</b>	<b>48,436.00</b>	<b>48,436.00</b>	<b>40,751.62</b>	<b>47,609.00</b>	<b>47,650.00</b>	<b>47,650.00</b>


# GARAGE



## DESCRIPTION

Provide the entire city fleet with safe and effective vehicles and equipment. Also, it coordinates repairs which may need to be performed by outside vendors. Refueling operations are at Public Works.

## GOALS & OBJECTIVES

Goals & Objectives	City Commission Vision
<p><b>Goal:</b> Provide City departments with high quality repair and maintenance service in a manner that minimizes equipment down time and the interruption of City services to our citizens.</p>	 Superior City Services

## PERFORMANCE MEASURES

Item	2017	2018 YTD	2019 Estimate
Oil Changes	319	261	300
Tire Maintenance	798	733	850
Scheduled Service	696	483	550
Not Scheduled	1181	1051	1200

## FY 18-19 BUDGET HIGHLIGHTS

Division	Change	Personnel	Operations	Capital Outlay	Total Changes
FY 17-18 Original Budget	\$454,052	\$422,348	\$31,704	\$0	\$454,052
FY 18-19 Adopted Budget	\$450,061	\$423,199	\$26,862	\$0	\$450,061
3030 - Garage	(\$3,991)	\$851	(\$4,842)	\$0	(\$3,991)

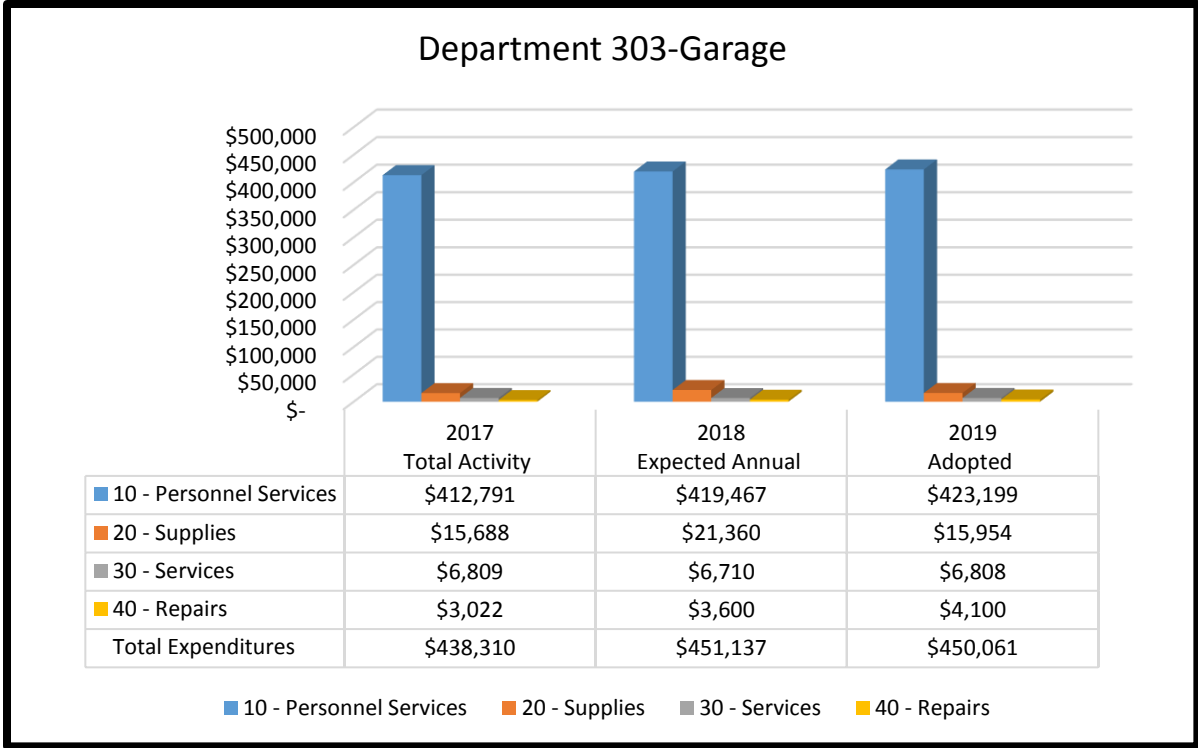
## Change Description

## Personnel

- 2% COLA increases - \$5,124
- Anniversary increases - \$3,062
- Decrease in TMRS rate
- Decrease in Workers Comp Experience modifier rate

## Operations

- **Overall Supplies Category:**
  - Increase in supplies, motor gas & oil, and minor equipment
  - Approved supplemental request for one-time purchase of brake drum caddy and truck ramps - \$1,390
  - Removed prior year supplemental for one-time purchase of tire pressure system - \$960
  - Removed prior year supplemental for on-time purchase of diagnostic reprogramming - \$3,249
- **Overall Services Category:**
  - Decrease in communications, professional services, and training & travel
  - Removed prior year supplementals for one-time additional diagnostic training - \$1,064
- **Overall Repairs Category:**
  - This category does not show a difference, but other line items covered the removal of prior year supplemental
  - Removed prior year supplementals for one-time purchase of radio transceivers - \$900



General Funds

For Fiscal: 10/2017-09/2018 Period Ending: 09/30/2018

		2016	2017	2018	2018	2018	Defined Budgets		2019	2019
		Total Activity	Total Activity	Original Budget	Total Budget (Amended)	YTD Activity	2018 Expected Annual	2019 City Manager Proposed	2019 City Commission Adopted	
<b>Department : 303 - Garage</b> <b>AcctType: 5 - Expense</b> <b>Division: 3030 - Garage</b> <b>Category: 10 - Personnel Services</b>										
<a href="#">001-5-3030-11100</a>	Salaries & Wages	247,555.06	252,539.20	256,036.00	257,128.00	248,367.77	257,128.00	261,301.00	261,301.00	
<a href="#">001-5-3030-11200</a>	Overtime	13,818.41	14,469.56	10,909.00	10,909.00	12,803.88	10,909.00	10,909.00	10,909.00	
<a href="#">001-5-3030-11400</a>	Retirement - TMRS	24,664.46	24,676.03	25,440.00	24,348.00	23,208.99	23,832.00	24,091.00	24,091.00	
<a href="#">001-5-3030-11500</a>	FICA	19,083.37	19,427.47	20,422.00	20,422.00	18,907.79	19,355.00	20,825.00	20,825.00	
<a href="#">001-5-3030-11600</a>	Group Health Insurance	90,384.00	92,238.34	98,164.00	98,164.00	99,970.32	99,971.00	98,162.00	98,162.00	
<a href="#">001-5-3030-11700</a>	Workers' Compensation	8,366.88	8,754.23	9,011.00	9,011.00	5,778.83	6,021.00	5,545.00	5,545.00	
<a href="#">001-5-3030-11800</a>	Unemployment Compensation	1,602.89	167.61	1,800.00	1,800.00	1,375.96	1,702.65	1,800.00	1,800.00	
<a href="#">001-5-3030-12300</a>	Life Insurance	476.85	518.67	566.00	566.00	548.64	547.92	566.00	566.00	
<b>Category: 10 - Personnel Services Total:</b>		<b>405,951.92</b>	<b>412,791.11</b>	<b>422,348.00</b>	<b>422,348.00</b>	<b>410,962.18</b>	<b>419,466.57</b>	<b>423,199.00</b>	<b>423,199.00</b>	
<b>Category: 20 - Supplies</b>										
<a href="#">001-5-3030-21100</a>	Supplies	2,900.71	2,276.04	1,846.00	1,814.00	1,951.82	1,846.00	1,984.00	1,984.00	
<b>Budget Detail</b>										
<b>Budget Code</b>	<b>Description</b>	<b>Units</b>	<b>Price</b>	<b>Amount</b>						
City Commission	Paper/misc supplies	1.00	984.00	984.00						
City Commission	welding supplies	1.00	1,000.00	1,000.00						
<a href="#">001-5-3030-21200</a>	Uniforms & Personal Wear	353.56	531.73	595.00	595.00	645.67	646.00	595.00	595.00	
<b>Budget Detail</b>										
<b>Budget Code</b>	<b>Description</b>	<b>Units</b>	<b>Price</b>	<b>Amount</b>						
City Commission	PPE	1.00	595.00	595.00						
<a href="#">001-5-3030-21400</a>	Chemicals	707.01	225.92	400.00	400.00	391.02	400.00	400.00	400.00	
<b>Budget Detail</b>										
<b>Budget Code</b>	<b>Description</b>	<b>Units</b>	<b>Price</b>	<b>Amount</b>						
City Commission	Degreaser & cleaner	1.00	400.00	400.00						
<a href="#">001-5-3030-21500</a>	Motor Gas & Oil	5,456.38	6,463.15	5,282.00	5,279.00	4,898.88	5,279.00	5,545.00	5,545.00	
<b>Budget Notes</b>										
<b>Budget Code</b>	<b>Subject</b>	<b>Description</b>								
City Commission	Motor Gas & Oil	4 Vehicles								
<a href="#">001-5-3030-21700</a>	Minor Eq/Furniture	3,191.87	2,582.29	2,400.00	5,244.00	5,218.79	5,249.00	7,400.00	7,400.00	

General Funds

For Fiscal: 10/2017-09/2018 Period Ending: 09/30/2018

					Defined Budgets					
			2016	2017	2018	2018	2018	2019	2019	
			Total Activity	Total Activity	Original Budget	Total Budget (Amended)	YTD Activity	Expected Annual	City Manager Proposed	City Commission Adopted
<b>Budget Detail</b>										
<b>Budget Code</b>	<b>Description</b>	<b>Units</b>	<b>Price</b>	<b>Amount</b>						
City Commission	FY18-19 Brake Drum Caddy & Truck Ramps - O	0.00	0.00	1,390.00						
City Commission	Miscellaneous items	1.00	350.00	350.00						
City Commission	Replacement of mechanic tools	1.00	5,660.00	5,660.00						
<a href="#">001-5-3030-22400</a>	Medical Supplies		0.00	0.00	30.00	30.00	30.00	30.00	30.00	30.00
<b>Budget Detail</b>										
<b>Budget Code</b>	<b>Description</b>	<b>Units</b>	<b>Price</b>	<b>Amount</b>						
City Commission	Firstaid kits	1.00	30.00	30.00						
<a href="#">001-5-3030-22600</a>	Computers & Associated Equip		2,894.99	3,608.88	7,819.00	7,910.00	7,909.35	7,910.00	0.00	0.00
<b>Category: 20 - Supplies Total:</b>			<b>15,504.52</b>	<b>15,688.01</b>	<b>18,372.00</b>	<b>21,272.00</b>	<b>21,045.53</b>	<b>21,360.00</b>	<b>15,954.00</b>	<b>15,954.00</b>
<b>Category: 30 - Services</b>										
<a href="#">001-5-3030-31100</a>	Communications		1,813.09	1,589.87	2,222.00	2,022.00	1,331.67	2,000.00	1,900.00	1,900.00
<b>Budget Detail</b>										
<b>Budget Code</b>	<b>Description</b>	<b>Units</b>	<b>Price</b>	<b>Amount</b>						
City Commission	(1) iPad (\$55/mo)	12.00	55.00	660.00						
City Commission	(1) Smartphones (\$67/mo)	12.00	67.00	804.00						
City Commission	Additional communications needs	0.00	0.00	436.00						
<a href="#">001-5-3030-31400</a>	Professional Services		421.20	941.20	460.00	460.00	388.80	460.00	460.00	460.00
<b>Budget Detail</b>										
<b>Budget Code</b>	<b>Description</b>	<b>Units</b>	<b>Price</b>	<b>Amount</b>						
City Commission	shop towles	1.00	460.00	460.00						
<a href="#">001-5-3030-31425</a>	Prof. Services-GPS		1,530.00	1,530.00	1,558.00	1,358.00	1,292.50	1,358.00	1,020.00	1,020.00
<b>Budget Detail</b>										
<b>Budget Code</b>	<b>Description</b>	<b>Units</b>	<b>Price</b>	<b>Amount</b>						
City Commission	gps service	5.00	204.00	1,020.00						
<a href="#">001-5-3030-31600</a>	Training & Travel		906.00	0.00	2,064.00	20.00	20.00	20.00	500.00	500.00
<a href="#">001-5-3030-31800</a>	Equipment Rent		193.50	193.65	140.00	84.00	83.89	84.00	140.00	140.00
<b>Budget Detail</b>										
<b>Budget Code</b>	<b>Description</b>	<b>Units</b>	<b>Price</b>	<b>Amount</b>						
City Commission	Special tool rental	1.00	140.00	140.00						
<a href="#">001-5-3030-31910</a>	Catering-Employee Appreciation		80.00	88.00	88.00	88.00	0.00	88.00	88.00	88.00

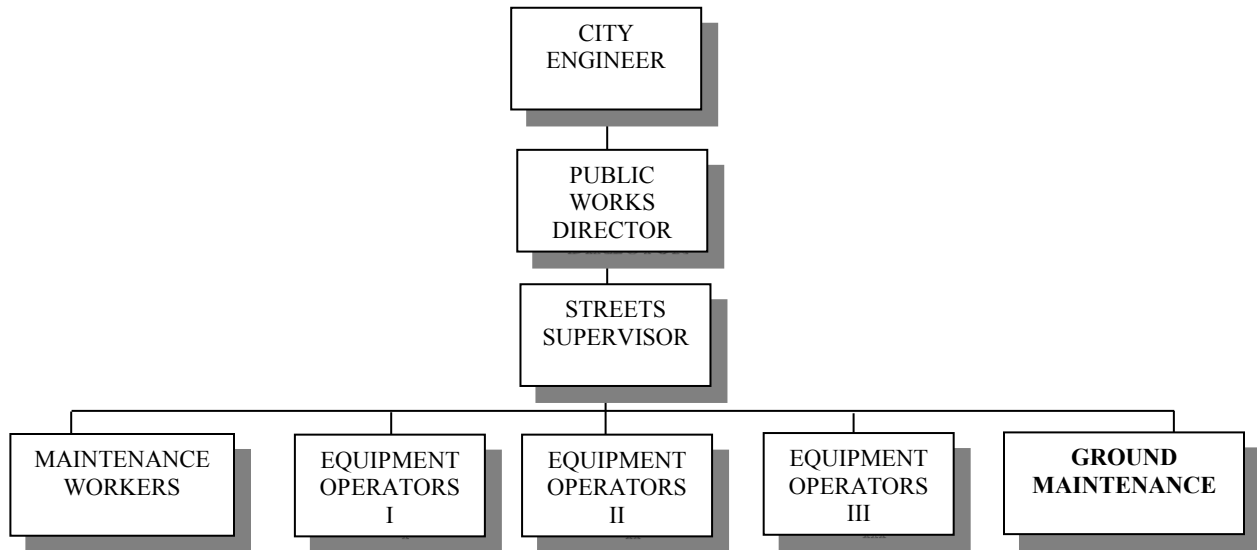
General Funds

For Fiscal: 10/2017-09/2018 Period Ending: 09/30/2018

					Defined Budgets					
			2016	2017	2018	2018	2018	2019	2019	
			Total Activity	Total Activity	Original Budget	Total Budget (Amended)	YTD Activity	Expected Annual	City Manager Proposed	City Commission Adopted
<b>Budget Detail</b>	<b>Description</b>	<b>Units</b>	<b>Price</b>	<b>Amount</b>						
<b>Budget Code</b>										
City Commission	Employee Appreciation	8.00	11.00	88.00						
<a href="#">001-5-3030-32400</a>	Laundry		2,460.36	2,465.97	2,700.00	2,700.00	2,338.26	2,700.00	2,700.00	2,700.00
<a href="#">001-5-3030-32500</a>	Medical Treatment		0.00	0.00	0.00	0.00	0.00	0.00	0.00	0.00
	<b>Category: 30 - Services Total:</b>		<b>7,404.15</b>	<b>6,808.69</b>	<b>9,232.00</b>	<b>6,732.00</b>	<b>5,455.12</b>	<b>6,710.00</b>	<b>6,808.00</b>	<b>6,808.00</b>
	<b>Category: 40 - Repairs</b>									
<a href="#">001-5-3030-41100</a>	Vehicle Maintenance		2,921.64	2,771.64	3,600.00	3,200.00	3,105.49	3,200.00	3,600.00	3,600.00
<b>Budget Detail</b>	<b>Description</b>	<b>Units</b>	<b>Price</b>	<b>Amount</b>						
<b>Budget Code</b>										
City Commission	Vehicle maintenance	1.00	3,600.00	3,600.00						
<a href="#">001-5-3030-41400</a>	Equipment Maintenance		33.78	250.71	500.00	500.00	656.44	400.00	500.00	500.00
<b>Budget Detail</b>	<b>Description</b>	<b>Units</b>	<b>Price</b>	<b>Amount</b>						
<b>Budget Code</b>										
City Commission	Calibrate Equip./repair jacks	1.00	500.00	500.00						
	<b>Category: 40 - Repairs Total:</b>		<b>2,955.42</b>	<b>3,022.35</b>	<b>4,100.00</b>	<b>3,700.00</b>	<b>3,761.93</b>	<b>3,600.00</b>	<b>4,100.00</b>	<b>4,100.00</b>
	<b>Division: 3030 - Garage Total:</b>		<b>431,816.01</b>	<b>438,310.16</b>	<b>454,052.00</b>	<b>454,052.00</b>	<b>441,224.76</b>	<b>451,136.57</b>	<b>450,061.00</b>	<b>450,061.00</b>
	<b>AcctType: 5 - Expense Total:</b>		<b>431,816.01</b>	<b>438,310.16</b>	<b>454,052.00</b>	<b>454,052.00</b>	<b>441,224.76</b>	<b>451,136.57</b>	<b>450,061.00</b>	<b>450,061.00</b>
	<b>Department : 303 - Garage Total:</b>		<b>431,816.01</b>	<b>438,310.16</b>	<b>454,052.00</b>	<b>454,052.00</b>	<b>441,224.76</b>	<b>451,136.57</b>	<b>450,061.00</b>	<b>450,061.00</b>




# STREETS



## DESCRIPTION

The Street Department is responsible for maintaining city streets, roadways, sidewalks, public signs and traffic lights to provide safe leeway for citizens. The department is also responsible for the maintenance, operation and repair (when needed) of the city’s storm and drainage systems. The Street Department follows the 20 year Street Improvement Program. This program focuses on the reconstructions on streets in accordance to the Street Rating System performed in January 2013.

## GOALS & OBJECTIVES

Goals & Objectives	City Commission Vision
<p><b>Goal:</b> Implement a high standard of street construction where customers take pride in the city streets.</p> <p><b>Objective:</b> Increase the number of streets fixed through the city.</p>	 <p>Reliable &amp; Dependable Infrastructure</p>

## PERFORMANCE MEASURES

Item	2017	2018 YTD	2019 Estimate
Pot Hole Work Orders Completed	314	409	490
Alley Work Orders Completed	164	154	180
Street Repairs Completed	25	20	50

## FY 18-19 BUDGET HIGHLIGHTS

Division	Change	Personnel	Operations	Capital Outlay	Total Changes
FY 17-18 Original Budget	\$1,780,973	\$925,813	\$592,755	\$262,405	\$1,780,973
FY 18-19 Adopted Budget	\$1,561,432	\$966,373	\$595,059	\$0	\$1,561,432
3050 - Streets	(\$219,541)	\$40,560	\$2,304	(\$262,405)	(\$219,541)

## Change Description

## Personnel

- 2% COLA increases - \$11,135
- Anniversary increases - \$4,013
- Decrease in TMRS rate
- Decrease in Workers Comp Experience modifier rate
- Approved supplemental request for change in classification of street positions to street construction positions - \$35,262

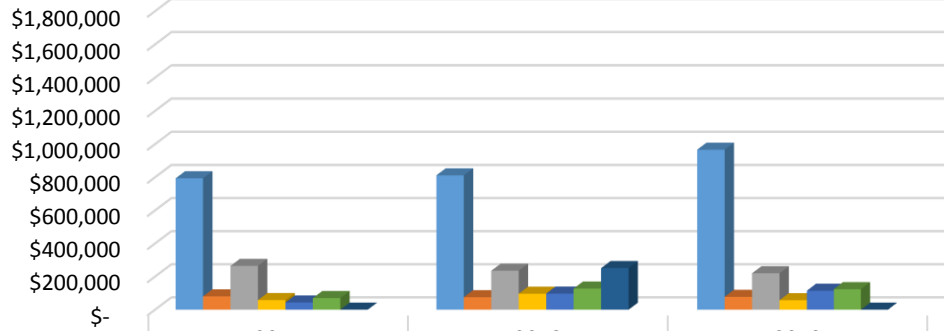
## Operations

- **Overall Supplies Category:**
  - Increase in motor gas & oil
  - Decrease in medical supplies
- **Overall Services Category:**
  - Increase in catering, and utilities
  - Decrease in professional services
- **Overall Repairs Category:**
  - Increase in vehicle maintenance and equipment maintenance
  - Removed prior year supplemental for one-time radio transceivers - \$1,500
- **Overall Maintenance Category:**
  - Decrease in signs & signals
- **Overall Leases Category:**
  - Decrease in capital lease payments

## Capital Outlay

- Removed prior year supplemental for one-time initial capital lease recordation - \$262,405

Department 305-Street



	2017 Total Activity	2018 Expected Annual	2019 Adopted
10 - Personnel Services	\$793,929	\$811,744	\$966,373
20 - Supplies	\$80,697	\$75,447	\$77,808
30 - Services	\$264,728	\$235,634	\$220,248
40 - Repairs	\$58,386	\$96,619	\$57,446
50 - Maintenance	\$43,586	\$97,500	\$115,000
60 - Leases	\$70,427	\$127,726	\$124,557
70 - Capital Outlay	\$-	\$251,463	\$-
Total Expenditures	\$1,311,752	\$1,696,133	\$1,561,432

- 10 - Personnel Services
 ■ 20 - Supplies
 ■ 30 - Services
 ■ 40 - Repairs
- 50 - Maintenance
 ■ 60 - Leases
 ■ 70 - Capital Outlay

General Funds

For Fiscal: 10/2017-09/2018 Period Ending: 09/30/2018

	2016 Total Activity	2017 Total Activity	2018 Original Budget	2018 Total Budget (Amended)	2018 YTD Activity	Defined Budgets		2019 City Manager Proposed	2019 City Commission Adopted
						2018 Expected Annual			
Department : 305 - Street AcctType: 4 - Revenue Division: 3050 - Street									
<a href="#">001-4-3050-59947</a>	0.00	0.00	262,405.00	270,640.00	248,005.00	248,660.00		0.00	0.00
<a href="#">001-4-3050-96010</a>	0.00	2,796.65	0.00	0.00	774.20	800.00		800.00	800.00
<a href="#">001-4-3050-99602</a>	0.00	0.00	0.00	0.00	0.00	0.00		0.00	0.00
<b>Division: 3050 - Street Total:</b>	<b>0.00</b>	<b>2,796.65</b>	<b>262,405.00</b>	<b>270,640.00</b>	<b>248,779.20</b>	<b>249,460.00</b>		<b>800.00</b>	<b>800.00</b>
<b>AcctType: 4 - Revenue Total:</b>	<b>0.00</b>	<b>2,796.65</b>	<b>262,405.00</b>	<b>270,640.00</b>	<b>248,779.20</b>	<b>249,460.00</b>		<b>800.00</b>	<b>800.00</b>

General Funds

For Fiscal: 10/2017-09/2018 Period Ending: 09/30/2018

		2016	2017	2018	2018	2018	Defined Budgets		2019	2019
		Total Activity	Total Activity	Original Budget	Total Budget (Amended)	YTD Activity	2018 Expected Annual	2019 City Manager Proposed	2019 City Commission Adopted	
<b>AcctType: 5 - Expense</b>										
<b>Division: 3050 - Street</b>										
<b>Category: 10 - Personnel Services</b>										
<a href="#">001-5-3050-11100</a>	Salaries & Wages	459,510.54	456,529.63	522,569.00	477,569.00	373,995.87	433,397.72	567,866.00	567,866.00	
<a href="#">001-5-3050-11200</a>	Overtime	43,792.22	39,952.62	49,875.00	49,875.00	36,187.02	49,875.00	49,875.00	49,875.00	
<a href="#">001-5-3050-11400</a>	Retirement - TMRS	50,048.02	45,987.97	54,554.00	54,554.00	36,409.88	48,327.28	54,671.00	54,671.00	
<a href="#">001-5-3050-11500</a>	FICA	38,985.53	36,199.96	43,792.00	43,792.00	29,883.50	36,970.37	47,258.00	47,258.00	
<a href="#">001-5-3050-11600</a>	Group Health Insurance	199,443.00	191,634.00	223,812.00	223,812.00	148,083.63	223,812.00	224,296.00	224,296.00	
<a href="#">001-5-3050-11700</a>	Workers' Compensation	25,278.85	21,935.78	25,583.00	25,583.00	12,229.30	13,838.78	16,669.00	16,669.00	
<a href="#">001-5-3050-11800</a>	Unemployment Compensation	3,585.36	687.76	4,500.00	4,500.00	3,192.11	4,600.00	4,500.00	4,500.00	
<a href="#">001-5-3050-12300</a>	Life Insurance	991.44	1,000.80	1,128.00	1,128.00	860.94	923.04	1,238.00	1,238.00	
<b>Category: 10 - Personnel Services Total:</b>		<b>821,634.96</b>	<b>793,928.52</b>	<b>925,813.00</b>	<b>880,813.00</b>	<b>640,842.25</b>	<b>811,744.19</b>	<b>966,373.00</b>	<b>966,373.00</b>	
<b>Category: 20 - Supplies</b>										
<a href="#">001-5-3050-21100</a>	Supplies	4,434.75	4,163.25	3,304.00	4,288.00	4,130.57	4,090.00	3,304.00	3,304.00	
<b>Budget Detail</b>										
<b>Budget Code</b>	<b>Description</b>	<b>Units</b>	<b>Price</b>	<b>Amount</b>						
City Commission	Drink mix	0.00	0.00	500.00						
City Commission	Equipment supplies	0.00	0.00	804.00						
City Commission	Office/field supplies	0.00	0.00	1,000.00						
City Commission	Paints/graffitti removal	0.00	0.00	1,000.00						
<a href="#">001-5-3050-21200</a>	Uniforms & Personal Wear	1,839.87	2,584.13	2,500.00	2,500.00	2,104.66	2,500.00	2,500.00	2,500.00	
<b>Budget Detail</b>										
<b>Budget Code</b>	<b>Description</b>	<b>Units</b>	<b>Price</b>	<b>Amount</b>						
City Commission	Boot reimbursement	0.00	0.00	500.00						
City Commission	Glasses, gloves, hard hats	0.00	0.00	750.00						
City Commission	Rain gear	0.00	0.00	750.00						
City Commission	Safety vests	0.00	0.00	500.00						
<a href="#">001-5-3050-21400</a>	Chemicals	9,084.18	7,882.49	9,000.00	9,000.00	8,302.32	9,000.00	9,000.00	9,000.00	
<b>Budget Detail</b>										
<b>Budget Code</b>	<b>Description</b>	<b>Units</b>	<b>Price</b>	<b>Amount</b>						
City Commission	Degreaser	0.00	0.00	3,000.00						
City Commission	Herbicide	0.00	0.00	6,000.00						
<a href="#">001-5-3050-21500</a>	Motor Gas & Oil	48,267.40	62,700.95	55,273.00	54,857.00	40,278.77	54,857.00	58,035.00	58,035.00	

General Funds

For Fiscal: 10/2017-09/2018 Period Ending: 09/30/2018

		2016	2017	2018	2018	2018	Defined Budgets		2019	2019
		Total Activity	Total Activity	Original Budget	Total Budget (Amended)	YTD Activity	2018 Expected Annual	2019 City Manager Proposed	2019 City Commission Adopted	
<b>Budget Notes</b>										
<b>Budget Code</b>	<b>Subject</b>	<b>Description</b>								
City Commission	Motor Oil & Gas	22 Vehicles plus equipment								
<a href="#">001-5-3050-21700</a>	Minor Eq/Furniture	6,167.90	3,365.88	4,850.00	2,555.60	2,555.08	4,850.00	4,850.00	4,850.00	
<b>Budget Detail</b>										
<b>Budget Code</b>	<b>Description</b>	<b>Units</b>	<b>Price</b>	<b>Amount</b>						
City Commission	Chainsaw	1.00	400.00	400.00						
City Commission	Cut off saw	1.00	900.00	900.00						
City Commission	Hand tools	1.00	2,450.00	2,450.00						
City Commission	Pole saw	1.00	500.00	500.00						
City Commission	Weed eaters	2.00	300.00	600.00						
<a href="#">001-5-3050-22400</a>	Medical Supplies	0.00	0.00	120.00	141.00	140.48	150.00	119.00	119.00	
<b>Budget Detail</b>										
<b>Budget Code</b>	<b>Description</b>	<b>Units</b>	<b>Price</b>	<b>Amount</b>						
City Commission	Emergency eye wash	6.00	6.50	39.00						
City Commission	First aid kits	8.00	10.00	80.00						
<b>Category: 20 - Supplies Total:</b>		<b>69,794.10</b>	<b>80,696.70</b>	<b>75,047.00</b>	<b>73,341.60</b>	<b>57,511.88</b>	<b>75,447.00</b>	<b>77,808.00</b>	<b>77,808.00</b>	
<b>Category: 30 - Services</b>										
<a href="#">001-5-3050-31100</a>	Communications	1,629.79	1,753.24	2,020.00	2,020.00	1,678.81	2,020.00	2,020.00	2,020.00	
<b>Budget Detail</b>										
<b>Budget Code</b>	<b>Description</b>	<b>Units</b>	<b>Price</b>	<b>Amount</b>						
City Commission	(1) Smartphone (\$67/mo)	12.00	67.00	804.00						
City Commission	(3) Cellphones (\$21/mo)	12.00	63.00	756.00						
City Commission	Additional communications needs	0.00	0.00	460.00						
<a href="#">001-5-3050-31400</a>	Professional Services	7,468.58	9,514.10	9,000.00	10,537.00	10,307.80	9,000.00	9,000.00	9,000.00	
<b>Budget Detail</b>										
<b>Budget Code</b>	<b>Description</b>	<b>Units</b>	<b>Price</b>	<b>Amount</b>						
City Commission	Geotech	1.00	5,000.00	5,000.00						
City Commission	Trucking service	1.00	4,000.00	4,000.00						
<a href="#">001-5-3050-31425</a>	Prof. Services-GPS	5,202.00	5,202.00	7,353.00	4,509.00	4,508.50	6,300.00	3,060.00	3,060.00	
<b>Budget Detail</b>										
<b>Budget Code</b>	<b>Description</b>	<b>Units</b>	<b>Price</b>	<b>Amount</b>						
City Commission	GPS units	15.00	204.00	3,060.00						
<a href="#">001-5-3050-31500</a>	Printing & Publishing	86.25	0.00	500.00	0.00	0.00	0.00	500.00	500.00	



General Funds

For Fiscal: 10/2017-09/2018 Period Ending: 09/30/2018

					Defined Budgets					
			2016	2017	2018	2018	2018	2019	2019	
			Total Activity	Total Activity	Original Budget	Total Budget (Amended)	YTD Activity	Expected Annual	City Manager Proposed	City Commission Adopted
<b>Budget Detail</b>										
<b>Budget Code</b>	<b>Description</b>	<b>Units</b>	<b>Price</b>	<b>Amount</b>						
City Commission	Electricity - 19 Meters - based on TCAP est	0.00	0.00	195,000.00						
<a href="#">001-5-3050-32400</a>	Laundry		5,746.52	6,602.08	5,168.00	5,168.00	4,681.52	5,168.00	5,168.00	5,168.00
	<b>Category: 30 - Services Total:</b>		<b>240,883.57</b>	<b>264,728.01</b>	<b>219,482.00</b>	<b>238,181.00</b>	<b>212,153.48</b>	<b>235,634.00</b>	<b>220,248.00</b>	<b>220,248.00</b>
	<b>Category: 40 - Repairs</b>									
<a href="#">001-5-3050-41100</a>	Vehicle Maintenance		54,935.63	57,294.22	53,000.00	101,234.00	98,076.32	96,089.00	56,946.00	56,946.00
<b>Budget Notes</b>	<b>Subject</b>									
City Commission	Vehicle maintenance									
	<b>Description</b>									
	Vehicle/machinery maintenance & repairs									
<a href="#">001-5-3050-41400</a>	Equipment Maintenance		57.96	1,091.38	0.00	528.00	527.92	530.00	500.00	500.00
<b>Budget Notes</b>	<b>Subject</b>									
City Commission	Equipment Maint.									
	<b>Description</b>									
	small engine repairs									
	<b>Category: 40 - Repairs Total:</b>		<b>54,993.59</b>	<b>58,385.60</b>	<b>53,000.00</b>	<b>101,762.00</b>	<b>98,604.24</b>	<b>96,619.00</b>	<b>57,446.00</b>	<b>57,446.00</b>
	<b>Category: 50 - Maintenance</b>									
<a href="#">001-5-3050-51100</a>	Building Maintenance		185.14	15.93	0.00	0.00	0.00	5.00	0.00	0.00
<a href="#">001-5-3050-52100</a>	Street & Bridge		88,122.02	13,048.65	50,000.00	65,000.00	64,151.92	64,995.00	50,000.00	50,000.00
<b>Budget Notes</b>	<b>Subject</b>									
City Commission	Street & Bridge									
	<b>Description</b>									
	Alley maintenance									
<a href="#">001-5-3050-52200</a>	Signs & Signals		2,383.00	8,733.57	42,500.00	24,242.00	23,792.36	27,500.00	40,000.00	40,000.00
<b>Budget Detail</b>										
<b>Budget Code</b>	<b>Description</b>	<b>Units</b>	<b>Price</b>	<b>Amount</b>						
City Commission	Barricades/Constructiion signs	1.00	10,000.00	10,000.00						
City Commission	Sign shop materials	1.00	5,000.00	5,000.00						
City Commission	Signal/light repairs	1.00	25,000.00	25,000.00						
<a href="#">001-5-3050-53100</a>	Drainage		26,304.87	21,787.92	25,000.00	1,700.00	1,480.02	5,000.00	25,000.00	25,000.00
<b>Budget Notes</b>	<b>Subject</b>									
City Commission	Drainage									
	<b>Description</b>									
	Drainage pipe/inlet repairs									
	<b>Category: 50 - Maintenance Total:</b>		<b>116,995.03</b>	<b>43,586.07</b>	<b>117,500.00</b>	<b>90,942.00</b>	<b>89,424.30</b>	<b>97,500.00</b>	<b>115,000.00</b>	<b>115,000.00</b>
	<b>Category: 60 - Leases</b>									
<a href="#">001-5-3050-64100</a>	Operating Lease		0.00	0.00	0.00	0.00	0.00	0.00	0.00	0.00



General Funds

For Fiscal: 10/2017-09/2018 Period Ending: 09/30/2018

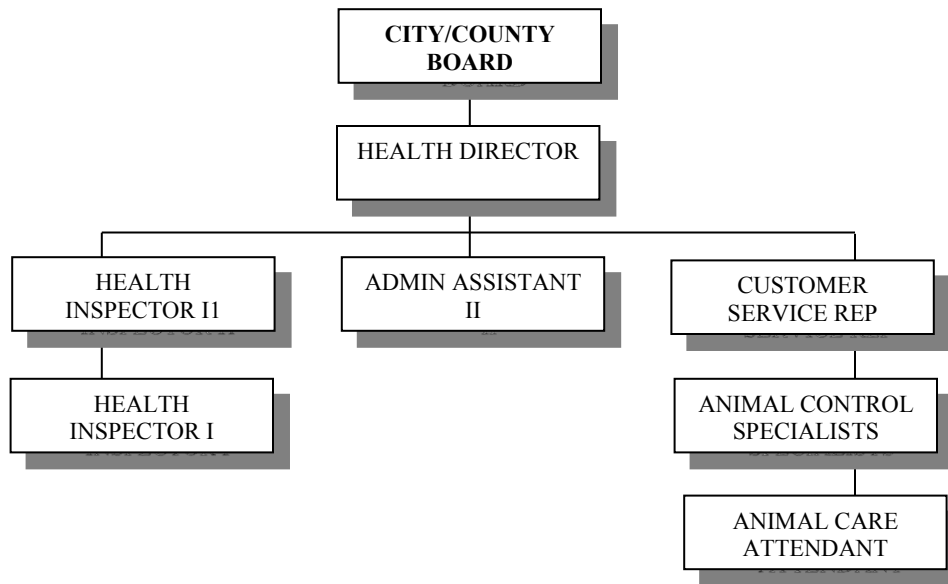
		2016	2017	2018	2018	2018	Defined Budgets		2019	2019
		Total Activity	Total Activity	Original Budget	Total Budget (Amended)	YTD Activity	2018 Expected Annual	2019 City Manager Proposed	2019 City Commission Adopted	
<a href="#">001-5-3050-64200</a>	Capital Lease-Principle	62,247.51	63,803.70	119,546.00	119,546.00	65,398.79	119,546.00	115,588.00	115,588.00	
<b>Budget Notes</b>										
<b>Budget Code</b>	<b>Subject</b>	<b>Description</b>								
City Commission	Paving Equipment	Pmts 6 through 7 04/15/2019 \$67,033.76 04/15/2020 \$68,709.61								
City Commission	Street Sweeper	Pmts 1 through 5 01/30/2019 \$48,553.70 01/30/2020 \$47,668.40 01/30/2021 \$49,207.13 01/30/2022 \$50,795.54 01/30/2023 \$52,435.23								
<b>Budget Detail</b>										
<b>Budget Code</b>	<b>Description</b>	<b>Units</b>	<b>Price</b>	<b>Amount</b>						
City Commission	Hotmix machine and distributor	1.00	67,034.00	67,034.00						
City Commission	Street sweeper	1.00	48,554.00	48,554.00						
<a href="#">001-5-3050-64201</a>	Capital Lease-Interest	8,179.84	6,623.65	8,180.00	8,180.00	5,028.56	8,180.00	8,969.00	8,969.00	
<b>Budget Notes</b>										
<b>Budget Code</b>	<b>Subject</b>	<b>Description</b>								
City Commission	Paving Equipment	Pmts 6 through 7 04/15/2019 \$3,393.59 04/15/2020 \$1,717.74								
City Commission	Street Sweeper	Pmts 1 through 5 01/30/2019 \$5,574.13 01/30/2020 \$6,459.43 01/30/2021 \$4,920.70 01/30/2022 \$3,332.29 01/30/2023 \$1,692.60								
<b>Budget Detail</b>										
<b>Budget Code</b>	<b>Description</b>	<b>Units</b>	<b>Price</b>	<b>Amount</b>						
City Commission	Paving Equipment	0.00	0.00	3,394.00						
City Commission	Street Sweeper	0.00	0.00	5,575.00						
<b>Category: 60 - Leases Total:</b>		<b>70,427.35</b>	<b>70,427.35</b>	<b>127,726.00</b>	<b>127,726.00</b>	<b>70,427.35</b>	<b>127,726.00</b>	<b>124,557.00</b>	<b>124,557.00</b>	

General Funds

For Fiscal: 10/2017-09/2018 Period Ending: 09/30/2018

						Defined Budgets			
		2016	2017	2018	2018	2018	2018	2019	2019
		Total Activity	Total Activity	Original Budget	Total Budget (Amended)	YTD Activity	Expected Annual	City Manager Proposed	City Commission Adopted
<b>Category: 70 - Capital Outlay</b>									
<a href="#">001-5-3050-71200</a>	Machinery/Equipment	0.00	0.00	262,405.00	273,442.40	250,807.44	251,463.00	0.00	0.00
<b>Category: 70 - Capital Outlay Total:</b>		<b>0.00</b>	<b>0.00</b>	<b>262,405.00</b>	<b>273,442.40</b>	<b>250,807.44</b>	<b>251,463.00</b>	<b>0.00</b>	<b>0.00</b>
<b>Division: 3050 - Street Total:</b>		<b>1,374,728.60</b>	<b>1,311,752.25</b>	<b>1,780,973.00</b>	<b>1,786,208.00</b>	<b>1,419,770.94</b>	<b>1,696,133.19</b>	<b>1,561,432.00</b>	<b>1,561,432.00</b>
<b>AcctType: 5 - Expense Total:</b>		<b>1,374,728.60</b>	<b>1,311,752.25</b>	<b>1,780,973.00</b>	<b>1,786,208.00</b>	<b>1,419,770.94</b>	<b>1,696,133.19</b>	<b>1,561,432.00</b>	<b>1,561,432.00</b>
<b>Department : 305 - Street Surplus (Deficit):</b>		<b>-1,374,728.60</b>	<b>-1,308,955.60</b>	<b>-1,518,568.00</b>	<b>-1,515,568.00</b>	<b>-1,170,991.74</b>	<b>-1,446,673.19</b>	<b>-1,560,632.00</b>	<b>-1,560,632.00</b>

# HEALTH



## DESCRIPTION







The City-County Health Department provides animal control protection and investigations for the City of Kingsville and Kleberg County. The Department is responsible for investigations and follow-up investigations for animal bites, animal cruelty cases, food establishment service complaints and onsite sewage facilities complaints. The Health Department responds to calls for loose and stray animals/livestock, dog bites and cruelty cases. The Health Department also provides adult mosquito spraying and larvicide and supportive services to all departments for vector control-bee abatements.

## DEPARTMENT ACCOMPLISHMENTS

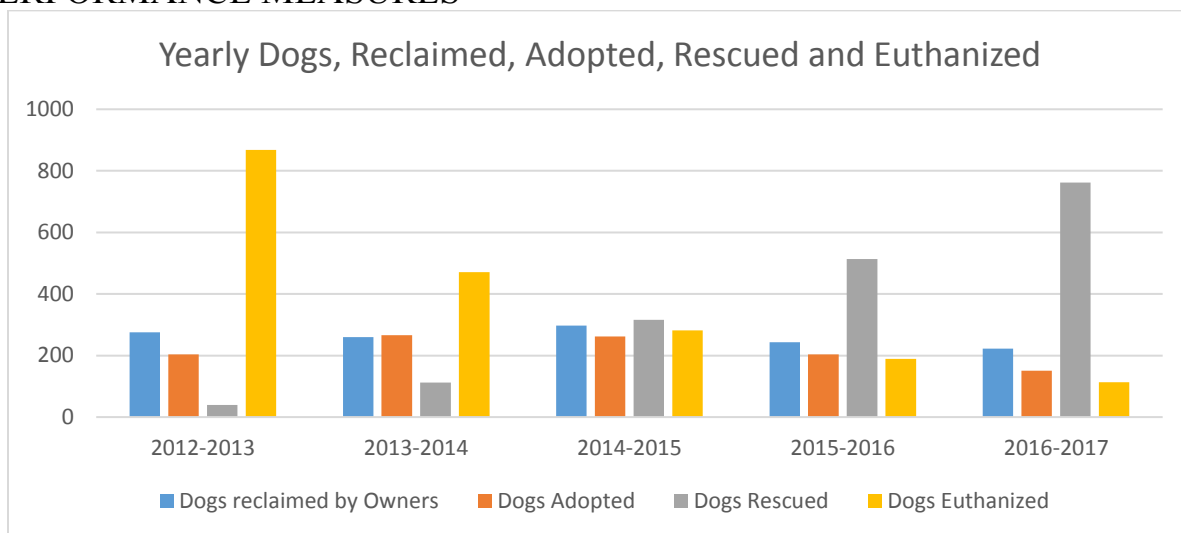
For Fiscal Year 17-18

1. Placed metal doors with frames at the Animal Control Center.
2. Purchased equipment for our animal control division.

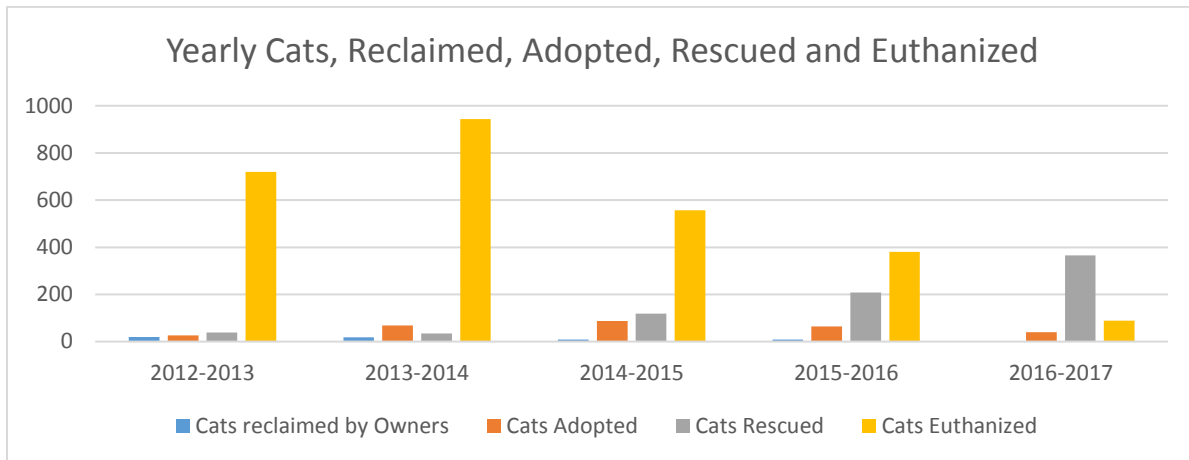
GOALS & OBJECTIVES

Objective	City Commission Vision
<p><b>Goal:</b> Provide the highest level of service and protection to the citizens of Kingsville and Kleberg County.</p> <p><b>Objective:</b> Quick response to calls to insure the safety of all.</p>	 Clean & Healthy Environment  Superior City Services
<p><b>Goal:</b> Ensure that our animal control specialists and health inspectors respond to complaints with respect, dignity and on a timely manner.</p> <p><b>Objective:</b> Respond to complaints to insure the protection and safety.</p>	 Clean & Healthy Environment  Superior City Services
<p><b>Goal:</b> Implementing high-standards of training for all employees.</p> <p><b>Objective:</b> Continue to request funding for workshops and training for staff in our budget.</p>	 Clean & Healthy Environment  Superior City Services

PERFORMANCE MEASURES



	2012-2013	2013-2014	2014-2015	2015-2016	2016-2017
Dogs reclaimed by Owners	275	260	297	243	222
Dogs Adopted	204	266	262	204	151
Dogs Rescued	39	112	316	513	762
Dogs Euthanized	868	471	282	189	113



	<b>2012-2013</b>	<b>2013-2014</b>	<b>2014-2015</b>	<b>2015-2016</b>	<b>2016-2017</b>
Cats reclaimed by Owners	20	18	8	9	1
Cats Adopted	26	68	88	64	40
Cats Rescued	38	34	119	208	365
Cats Euthanized	720	943	557	380	89

## FY 18-19 BUDGET HIGHLIGHTS

Division	Change	Personnel	Operations	Capital Outlay	Total Changes
FY 17-18 Original Budget	\$345,876	\$261,821	\$84,055	\$0	\$345,876
FY 18-19 Adopted Budget	\$364,419	\$257,390	\$107,029	\$0	\$364,419
4400 - Health Department	\$18,543	(\$4,431)	\$22,974	\$0	\$18,543

## Change Description

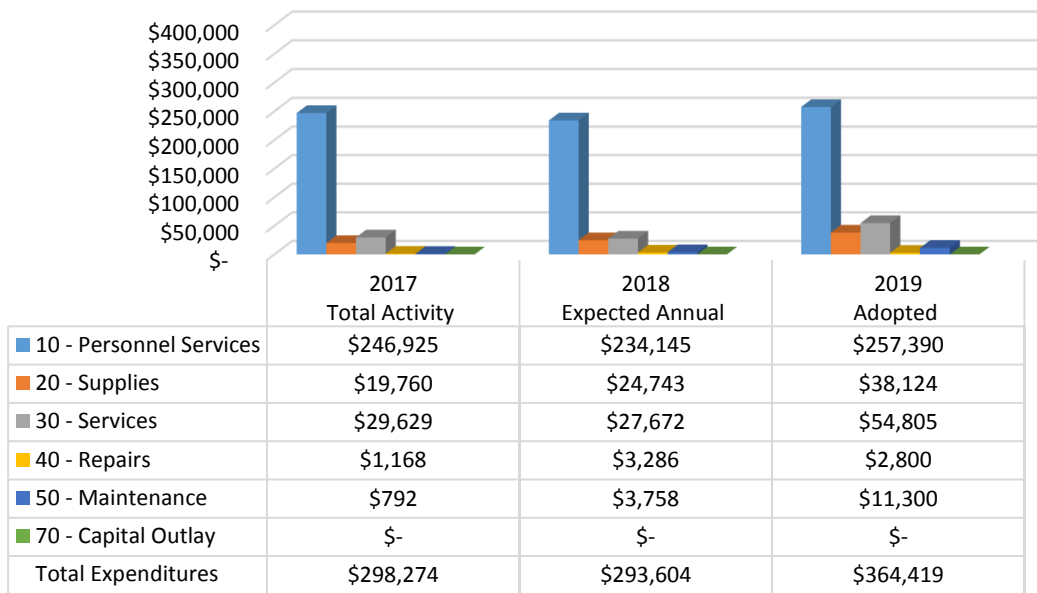
## Personnel

- 2% COLA increases - \$6,235
- Anniversary increases - \$3,517
- Decrease in TMRS rate
- Decrease in Workers Comp Experience modifier rate
- Change in health insurance coverage election
- Approved supplemental request for Animal Control Specialist Grade 1 to Grade 5 - \$12,842
- Approved supplemental request for additional PT Kennel Attendant - \$12,158

## Operations

- **Overall Supplies Category:**
  - Increase in chemicals, motor gas & oil and computers & associated equipment
  - Decrease in minor equipment
  - Approved supplemental request for one-time purchase of two-way radios - \$398
- **Overall Services Category:**
  - Decrease in professional services and minor vet care
  - Approved supplemental for one-time purchase of shelter software - \$10,000
  - Approved supplemental for increase in minor vet care - \$5,000
- **Overall Repairs Category:**
  - Increase in vehicle maintenance
- **Overall Maintenance Category:**
  - Increase in building maintenance
  - Approved supplemental for one-time repair of air conditioner - \$2,300

### Department 440-Health



■ 10 - Personnel Services   
 ■ 20 - Supplies   
 ■ 30 - Services  
■ 40 - Repairs   
 ■ 50 - Maintenance   
 ■ 70 - Capital Outlay

General Funds

For Fiscal: 10/2017-09/2018 Period Ending: 09/30/2018

		2016	2017	2018	2018	2018	Defined Budgets		2019	2019
		Total Activity	Total Activity	Original Budget	Total Budget (Amended)	YTD Activity	2018 Expected Annual	City Manager Proposed	City Commission Adopted	
<b>Department : 440 - Health</b> <b>AcctType: 5 - Expense</b> <b>Division: 4400 - Health</b> <b>Category: 10 - Personnel Services</b>										
<a href="#">001-5-4400-11100</a>	Salaries & Wages	296,028.92	307,428.44	310,773.00	310,773.00	271,754.71	266,629.00	317,966.00	317,966.00	
<a href="#">001-5-4400-11200</a>	Overtime	10,111.84	9,791.85	16,535.00	16,535.00	16,320.82	16,535.00	16,535.00	16,535.00	
<a href="#">001-5-4400-11400</a>	Retirement - TMRS	28,853.18	29,304.88	31,193.00	31,193.00	25,597.14	25,815.00	28,712.00	28,712.00	
<a href="#">001-5-4400-11500</a>	FICA	22,180.58	22,891.92	25,040.00	25,040.00	20,903.53	21,014.00	26,788.00	26,788.00	
<a href="#">001-5-4400-11600</a>	Group Health Insurance	116,282.00	120,462.42	133,491.00	133,491.00	110,817.42	133,491.00	119,588.00	119,588.00	
<a href="#">001-5-4400-11700</a>	Workers' Compensation	3,150.80	3,334.71	3,698.00	3,698.00	1,865.24	1,827.00	2,301.00	2,301.00	
<a href="#">001-5-4400-11800</a>	Unemployment Compensation	1,727.38	174.27	2,250.00	2,250.00	1,542.92	2,401.00	2,250.00	2,250.00	
<a href="#">001-5-4400-12300</a>	Life Insurance	584.97	647.82	662.00	662.00	592.56	578.00	640.00	640.00	
<a href="#">001-5-4400-19800</a>	County 1/2 sal/ben	-239,460.01	-247,111.48	-261,821.00	-261,821.00	-186,875.56	-234,145.00	-257,390.00	-257,390.00	
<b>Category: 10 - Personnel Services Total:</b>		<b>239,459.66</b>	<b>246,924.83</b>	<b>261,821.00</b>	<b>261,821.00</b>	<b>262,518.78</b>	<b>234,145.00</b>	<b>257,390.00</b>	<b>257,390.00</b>	
<b>Category: 20 - Supplies</b>										
<a href="#">001-5-4400-21100</a>	Supplies	1,412.68	1,362.29	4,300.00	4,300.00	647.86	3,310.00	4,300.00	4,300.00	
<b>Budget Notes</b>										
<b>Budget Code</b>	<b>Subject</b>	<b>Description</b>								
City Commission	Supplies	Office supply, for cleaning, sanitizing and disinfecting our animal shelter, office, restrooms, lobby areas.(clorex bleach, fabuloso, vinegar, hand soap and dish Psoapaper products towels, toilet paper, tissue paper, trash bags,								
<a href="#">001-5-4400-21200</a>	Uniforms & Personal Wear	429.17	998.74	1,000.00	1,000.00	159.72	777.00	1,000.00	1,000.00	
<b>Budget Notes</b>										
<b>Budget Code</b>	<b>Subject</b>	<b>Description</b>								
City Commission	Uniforms & Personal Wear	PPE for staff: uniforms, water boots, raincoats, safety vests. Polo shirts for staff to represent Kingsville at trainings and conferences.								
<a href="#">001-5-4400-21400</a>	Chemicals	6,610.44	3,430.44	6,500.00	6,500.00	4,269.30	5,975.00	8,630.00	8,630.00	
<b>Budget Notes</b>										
<b>Budget Code</b>	<b>Subject</b>	<b>Description</b>								
City Commission	Chemicals	To purchase Vector Control Chemicals and mineral oil for adult mosquitos spraying, Larvicide donuts to place in stagnent water to kill off layve, pest stripes for bee abatement and ZEP for disinfecting and cleaning all dog kennels, cat cages and animal control unit slide-in animal control boxes..								
<a href="#">001-5-4400-21500</a>	Motor Gas & Oil	4,848.59	5,131.61	5,520.00	5,520.00	5,266.53	4,674.00	5,796.00	5,796.00	
<b>Budget Notes</b>										
<b>Budget Code</b>	<b>Subject</b>	<b>Description</b>								
City Commission	Motor Gas & Oil	4 Vehicles								
<a href="#">001-5-4400-21700</a>	Minor Eq/Furniture	21,359.92	1,239.31	3,530.00	3,120.00	1,041.04	1,857.00	3,398.00	3,398.00	



**General Funds**

**For Fiscal: 10/2017-09/2018 Period Ending: 09/30/2018**

		2016	2017	2018	2018	2018	Defined Budgets		2019	2019
		Total Activity	Total Activity	Original Budget	Total Budget (Amended)	YTD Activity	2018 Expected Annual	City Manager Proposed	City Commission Adopted	
<b>Budget Notes</b>										
<b>Budget Code</b>	<b>Subject</b>	<b>Description</b>								
City Commission	Minor Eq/Furniture	To replace old desks and furniture								
<b>Budget Detail</b>										
<b>Budget Code</b>	<b>Description</b>	<b>Units</b>	<b>Price</b>	<b>Amount</b>						
City Commission	FY 18-19 One time-two way radios	0.00	0.00	398.00						
City Commission	Minor equipment	0.00	0.00	3,000.00						
<a href="#">001-5-4400-21900</a>	Animal Care	9,035.33	7,382.87	7,900.00	7,900.00	6,922.94	7,460.00	7,900.00	7,900.00	
<b>Budget Notes</b>										
<b>Budget Code</b>	<b>Subject</b>	<b>Description</b>								
City Commission	Animal Care	Dogs and cats, horse, pigs, goats, chicken, rabbit, and donkey fed. Food trays, water bowls and other supply. Animal Control equipment; catch poles, restrainers, nets, gloves, pet taxis, kennels and cages ect.								
<a href="#">001-5-4400-22400</a>	Medical Supplies	50.00	25.94	100.00	100.00	23.82	100.00	100.00	100.00	
<b>Budget Notes</b>										
<b>Budget Code</b>	<b>Subject</b>	<b>Description</b>								
City Commission	Medical Supply	For bandaids, alcohol, peroixed, tape and gauze								
<a href="#">001-5-4400-22600</a>	Computers & Associated Equip	2,910.24	188.78	2,000.00	2,000.00	150.28	590.00	7,000.00	7,000.00	
<b>Budget Notes</b>										
<b>Budget Code</b>	<b>Subject</b>	<b>Description</b>								
City Commission	Computers & Associated Equip.	To purchase new computers or Laptops								
<b>Budget Detail</b>										
<b>Budget Code</b>	<b>Description</b>	<b>Units</b>	<b>Price</b>	<b>Amount</b>						
City Commission	New computers and laptops	0.00	0.00	2,000.00						
City Commission	New phone system	0.00	0.00	5,000.00						
	<b>Category: 20 - Supplies Total:</b>	<b>46,656.37</b>	<b>19,759.98</b>	<b>30,850.00</b>	<b>30,440.00</b>	<b>18,481.49</b>	<b>24,743.00</b>	<b>38,124.00</b>	<b>38,124.00</b>	
	<b>Category: 30 - Services</b>									
<a href="#">001-5-4400-31100</a>	Communications	2,420.54	2,731.38	3,535.00	3,535.00	2,660.13	2,680.00	3,535.00	3,535.00	
<b>Budget Detail</b>										
<b>Budget Code</b>	<b>Description</b>	<b>Units</b>	<b>Price</b>	<b>Amount</b>						
City Commission	Cell phones, MiFi devices, County invoices	0.00	0.00	3,535.00						
<a href="#">001-5-4400-31300</a>	Postage & Freight	237.93	194.53	500.00	500.00	392.20	370.00	500.00	500.00	

General Funds

For Fiscal: 10/2017-09/2018 Period Ending: 09/30/2018

			Defined Budgets							
			2016	2017	2018	2018	2018	2018	2019	2019
			Total Activity	Total Activity	Original Budget	Total Budget (Amended)	YTD Activity	Expected Annual	City Manager Proposed	City Commission Adopted
<b>Budget Notes</b>	<b>Subject</b>	<b>Description</b>								
Budget Code										
City Commission	Postage & Freight	Postage for certified and regular mail. Postage for packages for lab testing. Specimen ex: animal head for rabies testing and mosquito testing for identification and arboviruses.								
<a href="#">001-5-4400-31400</a>	Professional Services		4,764.00	1,961.00	10,000.00	9,000.00	1,883.75	1,700.00	18,000.00	18,000.00
<b>Budget Notes</b>	<b>Subject</b>	<b>Description</b>								
Budget Code										
City Commission	Professional Service-Euthanasia	Professional services from a liscensed veteranrian to euthanize unwanted shelter animals.								
<b>Budget Detail</b>	<b>Description</b>	<b>Units</b>	<b>Price</b>	<b>Amount</b>						
Budget Code										
City Commission	Professional Service-Euthanasia	0.00	0.00	8,000.00						
City Commission	Shelter Operations Software	0.00	0.00	10,000.00						
<a href="#">001-5-4400-31425</a>	Prof. Services-GPS		1,071.00	1,071.00	1,225.00	1,225.00	928.50	1,225.00	1,225.00	1,225.00
<b>Budget Notes</b>	<b>Subject</b>	<b>Description</b>								
Budget Code										
City Commission	Prof. Services-GPS	Vehicle tracking system of all health vehicles								
<a href="#">001-5-4400-31488</a>	Prof. Services-Minor Vet Care		8,132.25	10,207.16	10,000.00	11,000.00	10,355.99	9,540.00	15,000.00	15,000.00
<b>Budget Notes</b>	<b>Subject</b>	<b>Description</b>								
Budget Code										
City Commission	Professional Service-Minor Vet Care	To purchase canine parvo vaccines and syringes. Professional services from a liscened vet to administater all types of vet care,								
<b>Budget Detail</b>	<b>Description</b>	<b>Units</b>	<b>Price</b>	<b>Amount</b>						
Budget Code										
City Commission	Core Budget	0.00	0.00	10,000.00						
City Commission	FY18-19 Increase - Perm	0.00	0.00	5,000.00						
<a href="#">001-5-4400-31500</a>	Printing & Publishing		991.50	950.75	1,200.00	1,200.00	579.00	1,180.00	1,200.00	1,200.00
<b>Budget Notes</b>	<b>Subject</b>	<b>Description</b>								
Budget Code										
City Commission	Printing and Publishing	To print froms for animal control, citation books, door noticies. Food service inspection forms, temporary food event forms ect.								
<a href="#">001-5-4400-31600</a>	Training & Travel		619.78	1,462.40	3,750.00	3,750.00	461.14	840.00	3,750.00	3,750.00
<b>Budget Notes</b>	<b>Subject</b>	<b>Description</b>								
Budget Code										
City Commission	Training and Travel	To attend the South Texas Environmental Health Conference and training in South Padre Island in December 2018 for animal contro, food service and vector control staff. To attend the South Texas Tropical Medicine & Vector Borne Disease Conference in February 2019.								
<a href="#">001-5-4400-31700</a>	Memberships & Dues		81.27	283.38	700.00	700.00	549.47	450.00	700.00	700.00

General Funds

For Fiscal: 10/2017-09/2018 Period Ending: 09/30/2018

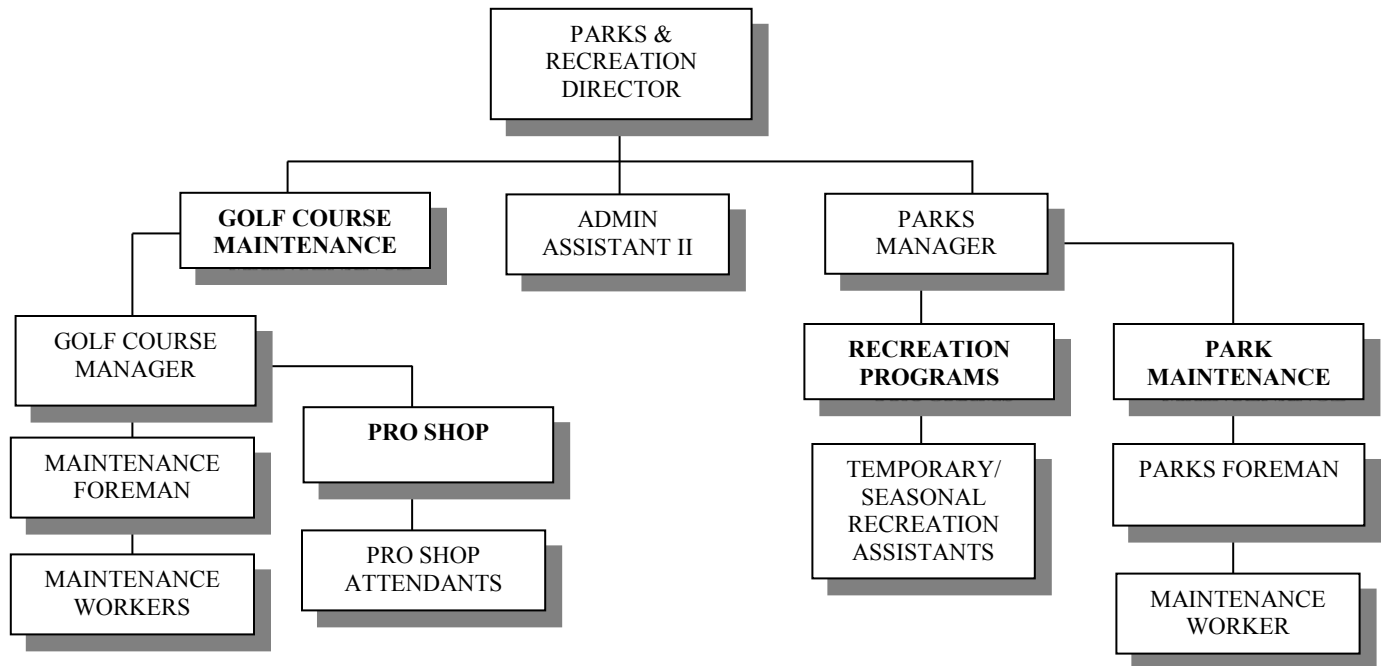
			Defined Budgets							
			2016	2017	2018	2018	2018	2018	2019	2019
			Total Activity	Total Activity	Original Budget	Total Budget (Amended)	YTD Activity	Expected Annual	City Manager Proposed	City Commission Adopted
<b>Budget Notes</b>	<b>Subject</b>	<b>Description</b>								
<b>Budget Code</b>										
City Commission	Memberships and Dues	Membership due for the Texas Environmental Health Association/TEHA.								
<a href="#">001-5-4400-31800</a>	Equipment Rent		2,625.11	2,953.60	2,500.00	2,500.00	1,275.00	2,000.00	2,500.00	2,500.00
<b>Budget Notes</b>	<b>Subject</b>	<b>Description</b>								
<b>Budget Code</b>										
City Commission	Equipment Rents	Monthly copier machine fees								
<a href="#">001-5-4400-31900</a>	Catering		167.96	349.02	395.00	395.00	155.38	132.00	395.00	395.00
<b>Budget Notes</b>	<b>Subject</b>	<b>Description</b>								
<b>Budget Code</b>										
City Commission	Catering	To purchase and provide; coffee, donuts, bananas, apples, breakfast bars, OJ and condiments at our 4th annual Local Rabies Control Authority in November 2018 and our Mosquito Control Training in either in Feb or March 2019.								
<a href="#">001-5-4400-32300</a>	Utilities		6,206.44	5,401.87	6,000.00	6,000.00	4,479.85	6,000.00	6,000.00	6,000.00
<b>Budget Detail</b>	<b>Description</b>	<b>Units</b>	<b>Price</b>	<b>Amount</b>						
<b>Budget Code</b>										
City Commission	1/2 Utility costs for Health Dept-billed by Cour	0.00	0.00	6,000.00						
<a href="#">001-5-4400-32400</a>	Laundry		744.32	743.36	1,000.00	1,000.00	600.00	925.00	1,000.00	1,000.00
<b>Budget Notes</b>	<b>Subject</b>	<b>Description</b>								
<b>Budget Code</b>										
City Commission	Laundry	Cleaning of employee uniforms								
<a href="#">001-5-4400-34300</a>	Other Services		1,388.98	1,319.21	1,000.00	1,000.00	527.11	630.00	1,000.00	1,000.00
<b>Budget Notes</b>	<b>Subject</b>	<b>Description</b>								
<b>Budget Code</b>										
City Commission	Other services	Misc. expenses, late fees and TCEQ-OSSF monthly application fees								
<b>Category: 30 - Services Total:</b>			<b>29,451.08</b>	<b>29,628.66</b>	<b>41,805.00</b>	<b>41,805.00</b>	<b>24,847.52</b>	<b>27,672.00</b>	<b>54,805.00</b>	<b>54,805.00</b>
<b>Category: 40 - Repairs</b>										
<a href="#">001-5-4400-41100</a>	Vehicle Maintenance		845.93	1,073.43	1,300.00	2,452.00	2,420.09	2,386.00	1,700.00	1,700.00
<b>Budget Notes</b>	<b>Subject</b>	<b>Description</b>								
<b>Budget Code</b>										
City Commission	Vehicle Maintenance	Vehicle repairs and maintenance								
<a href="#">001-5-4400-41400</a>	Equipment Maintenance		62.97	94.69	1,100.00	1,100.00	165.60	900.00	1,100.00	1,100.00

General Funds

For Fiscal: 10/2017-09/2018 Period Ending: 09/30/2018

			Defined Budgets							
			2016	2017	2018	2018	2018	2018	2019	2019
			Total Activity	Total Activity	Original Budget	Total Budget (Amended)	YTD Activity	Expected Annual	City Manager Proposed	City Commission Adopted
<b>Budget Notes</b>										
<b>Budget Code</b>	<b>Subject</b>	<b>Description</b>								
City Commission	Equipment Maintenance	To repair and maintain small skag, small trailer and other power tools.								
	<b>Category: 40 - Repairs Total:</b>		<b>908.90</b>	<b>1,168.12</b>	<b>2,400.00</b>	<b>3,552.00</b>	<b>2,585.69</b>	<b>3,286.00</b>	<b>2,800.00</b>	<b>2,800.00</b>
	<b>Category: 50 - Maintenance</b>									
<a href="#">001-5-4400-51100</a>	Building Maintenance		4,741.58	792.09	9,000.00	8,258.00	1,636.67	3,758.00	11,300.00	11,300.00
<b>Budget Notes</b>										
<b>Budget Code</b>	<b>Subject</b>	<b>Description</b>								
City Commission	Building Maintenance	Building maintenance, repairs and up keep.								
<b>Budget Detail</b>										
<b>Budget Code</b>	<b>Description</b>	<b>Units</b>	<b>Price</b>	<b>Amount</b>						
City Commission	AC Repair	0.00	0.00	2,300.00						
City Commission	Core Budget	0.00	0.00	9,000.00						
<a href="#">001-5-4400-59100</a>	Grounds & Perm Fixtures		0.00	0.00	0.00	0.00	0.00	0.00	0.00	0.00
	<b>Category: 50 - Maintenance Total:</b>		<b>4,741.58</b>	<b>792.09</b>	<b>9,000.00</b>	<b>8,258.00</b>	<b>1,636.67</b>	<b>3,758.00</b>	<b>11,300.00</b>	<b>11,300.00</b>
	<b>Category: 70 - Capital Outlay</b>									
<a href="#">001-5-4400-71100</a>	Vehicle		0.00	0.00	0.00	0.00	0.00	0.00	0.00	0.00
<a href="#">001-5-4400-71200</a>	Machinery/Equipment		0.00	0.00	0.00	0.00	0.00	0.00	0.00	0.00
	<b>Category: 70 - Capital Outlay Total:</b>		<b>0.00</b>	<b>0.00</b>	<b>0.00</b>	<b>0.00</b>	<b>0.00</b>	<b>0.00</b>	<b>0.00</b>	<b>0.00</b>
	<b>Division: 4400 - Health Total:</b>		<b>321,217.59</b>	<b>298,273.68</b>	<b>345,876.00</b>	<b>345,876.00</b>	<b>310,070.15</b>	<b>293,604.00</b>	<b>364,419.00</b>	<b>364,419.00</b>
	<b>AcctType: 5 - Expense Total:</b>		<b>321,217.59</b>	<b>298,273.68</b>	<b>345,876.00</b>	<b>345,876.00</b>	<b>310,070.15</b>	<b>293,604.00</b>	<b>364,419.00</b>	<b>364,419.00</b>
	<b>Department : 440 - Health Total:</b>		<b>321,217.59</b>	<b>298,273.68</b>	<b>345,876.00</b>	<b>345,876.00</b>	<b>310,070.15</b>	<b>293,604.00</b>	<b>364,419.00</b>	<b>364,419.00</b>

# PARKS & RECREATION



## DESCRIPTION

The Park & Recreation department oversees the operation and maintenance of all parks within the community including the Dick Kleberg Park, L.E. Ramey Golf Course and the Brookshire Pool. The department is also responsible for the implementation of summer youth recreational programs that also include baseball, basketball, football, track and other sports.





## GOLF COURSE

### DEPARTMENT ACCOMPLISHMENTS

For Fiscal Year 17-18

1. Installed a point of sales system at the Golf Course at L.E. Ramey Park.
2. New furniture was purchased for the golf course as part of the pro shop renovations.
3. Installed a new split rail fence along Golf Course Road.
4. New bridge was installed at the golf course.
5. Install of security cameras at clubhouse.
6. Install of 487 sprinklers on greens, tees, fairways on golf course.
7. Install of IC two wire Rain Bird Irrigation communication control system.
8. Install and shape mounds around driving range.
9. Resurfaced and planted 19 greens to original size and shape with Champion G-12 Ultra Dwarf Bermuda grass.
10. Renovated 25 sand traps as part of the Greens Renovation project.
11. Initiated drainage ditch clean outs on golf course as Drainage Project
12. Initiated fairway renovation project to fill with dirt, disk, float, plant and water to grow turf.
13. Initiated S.N.A.G. (Starting New At Golf) youth golf program.

GOALS & OBJECTIVES

Objective	City Commission Vision
<p><b>Goal:</b> Increase public awareness for programs we are currently providing.</p> <p><b>Objective:</b> Increase our exposure through social media and advertising by 15%.</p>	 <p>Quality of Life</p>
<p><b>Goal:</b> Increase our participation and attendance to our programs and events.</p> <p><b>Objective:</b> Tracking our attendance rates for all programs and increase program attendance by 25%.</p>	 <p>Quality of Life</p>
<p><b>Goal:</b> Increase training opportunities for citizens and employees.</p> <p><b>Objective:</b> Track the amount classes that we host and host an additional three classes for the community and employees.</p>	 <p>Quality of Life</p>  <p>Superior City Services</p>

PARKS









DEPARTMENT ACCOMPLISHMENTS

For Fiscal Year 2017 2018

1. Completed Renovations and landscaping at Recreation Hall and Park Administrative Offices.
2. Installed Security Cameras, Sound and Projection System in Recreation Hall and Office.
3. Began Parks Wayfinding signage program per Parks Master Plan.
4. Removed fencing around Thompson Park Basketball Court.
5. Installed Kiddie Pool and amenities and replaced slide at Brookshire Pool Complex.
6. Installed Splash Pad and amenities at Flores Park.
7. Parks staff installed new irrigation at Downtown Pavilion and sodded with FlorTran Grass.
8. Initiated new Recreational Partnership with Kingsville Independent School District by Taking Angler Education, Archery and Recycling Games to all four elementary Schools One day each for the duration of their recess periods all day. Over 1200 kids served in 4 days.
9. Partnered with Texas A&M Kingsville Kinesiology Department to host a Walking Running Club in Dick Kleberg Park.
10. Hosting a new Women’s Football League playing games in Dick Kleberg Park and other communities.

11. Contracted with MVP Baseball/Softball League to return Pony League sports to Kingsville. Over 700 kids in spring season.
12. Hosted Children's activities at the Wings over South Texas Blue Angels Air Show.
13. Completed application to Texas Parks & Wildlife Trails Grant Program to increase trail system through Dick Kleberg Park as directed by Master Plan.
14. Rec Staff completed training from Coastal Bend Bays & Estuaries to increase nature recreation knowledge for programming.
15. Administrative Assistant II Nora Martinez completed Administrative Assistant Certification.
16. Parks Manager completed Certified Pool Operators Certification.
17. Rec Staff hosted our first Mommy and Me camp during Spring Break. To continue in Summer programming.
18. Local Civitan Club donated Therapeutic Swing and Generational Swing to DKP Playground. shade structures, and coping at Brookshire Park Pool.
19. Increased our awareness of programming by Boosting advertising posts on Facebook. Some ad reaches increased 200-300%.
20. Hosted a new event. Snow Day was very successful with over 1000 participants
21. Painted Brookshire Pool Building.
22. Installed new grills on BBQ Pit at BBQ Building.
23. New Metal Doors on Restrooms at Thompson Park.
24. Constructed new storage rooms to secure and better control inventory.
25. Removed old signage throughout DKP.
26. Painted and installed new septic tank at Field 3 baseball fields.
27. Continual replacement of bollards and cable to restrict vehicle traffic in all parks.
28. Late Summer to complete City-Wide Playground/Park Inventory Inspection and assess needs.
29. Added Aqua Zumba to Summer Pool activities and offered free to City Staff as Health Initiative.

GOALS & OBJECTIVES

Objective	City Commission Vision
<p><b>Goal:</b> Increase public awareness for programs we are currently providing.</p> <p><b>Objective:</b> Increase our exposure through social media and advertising by 15%.</p>	 <p>Quality of Life</p>
<p><b>Goal:</b> Increase our adult and senior programming participation and attendance to our programs and events.</p> <p><b>Objective:</b> Add volleyball league, low impact exercise classes and increase marketing for same.</p>	 <p>Quality of Life</p>
<p><b>Goal:</b> Increase training opportunities for citizens and employees.</p> <p><b>Objective:</b> Host several CPR classes, babysitting classes, landscaping classes and healthy eating cooking classes.</p>	 <p>Superior City Services</p>
	 <p>Quality of Life</p>
<p><b>Goal:</b> Improve City Wide Playground/Park facilities.</p> <p><b>Objective:</b> Repair/Replace old equipment and replenish surfacing as required.</p>	 <p>Superior City Services</p>
	 <p>Quality of Life</p>
<p><b>Goal:</b> Increase Community/Corporate and Foundation Partnerships to increase programming, volunteers and capital improvements.</p> <p><b>Objective:</b> Prepare Project list for ongoing volunteer projects, Capital Projects schedule for solicitation of Corporate and Foundation Sponsorship and increase grant applications.</p>	 <p>Community Partnership</p>
	 <p>Community Involvement</p>



FY 18-19 BUDGET HIGHLIGHTS

Division	Change	Personnel	Operations	Capital Outlay	Total Changes
FY 17-18 Original Budget	\$320,258	\$234,363	\$85,895	\$0	\$320,258
FY 18-19 Adopted Budget	\$320,787	\$235,604	\$85,183	\$0	\$320,787
4501 - Park & Recreation Admin	\$529	\$1,241	(\$712)	\$0	\$529

Change Description

Personnel

- 2% COLA increases - \$3,357
- Decrease in TMRS rate
- Decrease in Workers Comp Experience modifier rate

Operations

- **Overall Supplies Category:**
  - Decrease in supplies
  - Increase in uniforms
- **Overall Services Category:**
  - Increase in communications

FY 18-19 BUDGET HIGHLIGHTS

Division	Change	Personnel	Operations	Capital Outlay	Total Changes
FY 17-18 Original Budget	\$398,498	\$183,902	\$214,596	\$0	\$398,498
FY 18-19 Adopted Budget	\$454,379	\$167,612	\$276,767	\$10,000	\$454,379
4502 - Golf Course Maintenance	\$55,881	(\$16,290)	\$62,171	\$10,000	\$55,881

Change Description

Personnel

- 2% COLA increases - \$2,416
- Anniversary Increases - \$821
- Decrease in TMRS rate
- Decrease in Workers Comp Experience modifier rate
- Change in health care coverage election

Operations

- **Overall Supplies Category:**
  - Increase in motor gas & oil & merchandise cost of goods sold
- **Overall Services Category:**
  - Increase in professional services, utilities
  - Decrease in communications, CC discount fees
  - Approved supplemental request for professional services for golf mechanic - \$1,680
  - Approved supplemental request for increase in Utilities due to renovation of greens - \$27,000
- **Overall Services Category:**
  - Increase in capital lease - principle, and interest for Jacobson Mowers

Capital Outlay

- Approved supplemental request for chemical storage container - \$10,000

FY 18-19 BUDGET HIGHLIGHTS

Division	Change	Personnel	Operations	Capital Outlay	Total Changes
FY 17-18 Original Budget	\$442,802	\$310,616	\$132,186	\$0	\$442,802
FY 18-19 Adopted Budget	\$435,796	\$273,221	\$112,075	\$50,500	\$435,796
4503 - Parks Maintenance	(\$7,006)	(\$37,395)	(\$20,111)	\$50,500	(\$7,006)

Change Description

Personnel

- 2% COLA increases - \$3,151
- Anniversary increases - \$1,498
- Decrease in TMRS rate
- Decrease in Workers Comp Experience modifier rate
- Change in health insurance coverage election
- Transferred maintenance worker to another Park division

Operations

- **Overall Supplies Category:**
  - Increase in supplies, and motor gas & oil
- **Overall Services Category:**
  - Increase in communications, and memberships & dues,
  - Decrease in postage, equipment rent, and advertising services
- **Overall Maintenance Category:**
  - Increase in bandstand relocation
  - Approved supplemental request for one-time purchase of 10 backflow preventers - \$4,607
- **Overall Leases Category:**
  - Increase in operating leases,
  - Decrease in capital lease-principle and interest

Capital Outlay

- Approved supplemental request for splash pad fencing - \$15,000
- Rolled over the Dog Park project from community donations - \$35,500

FY 18-19 BUDGET HIGHLIGHTS

Division	Change	Personnel	Operations	Capital Outlay	Total Changes
FY 17-18 Original Budget	\$156,639	\$156,639	\$0	\$0	\$156,639
FY 18-19 Adopted Budget	\$156,479	\$156,479	\$0	\$0	\$156,479
4512-L.E. Ramey Golf Pro Shop	(\$160)	(\$160)	\$0	\$0	(\$160)

Change Description

Personnel

- 2% COLA increases - \$2,106
- Anniversary increase - \$1,075
- Decrease in TMRS rate
- Decrease in Workers Comp Experience modifier rate

FY 18-19 BUDGET HIGHLIGHTS

Division	Change	Personnel	Operations	Capital Outlay	Total Changes
FY 17-18 Original Budget	\$112,989	\$62,968	\$50,021	\$0	\$112,989
FY 18-19 Adopted Budget	\$207,443	\$147,172	\$60,271	\$0	\$207,443
4513-Parks Recreational & Seasonal	\$94,454	\$84,204	\$10,250	\$0	\$94,454

Change Description

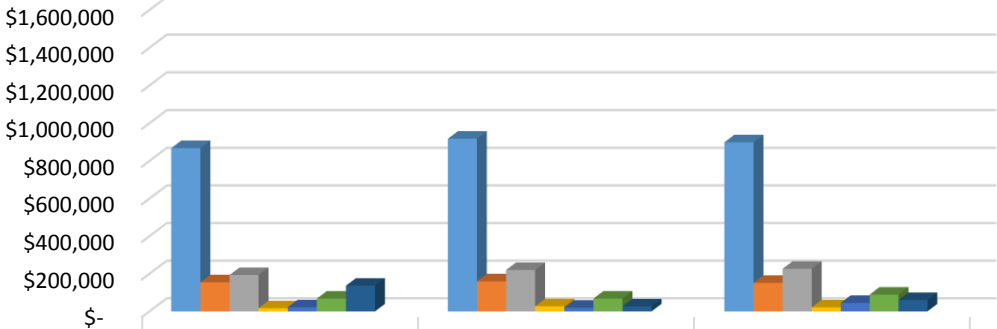
Personnel

- 2% COLA increases - \$614
- Decrease in TMRS rate
- Decrease in Workers Comp Experience modifier rate
- Maintenance worker position moved from another Park division
- Approved supplemental request for increase in Pool and Recreation staffing - \$38,930
- Approved supplemental request for PT Park Maintenance Employee - \$11,237

Operations

- **Overall Supplies Category:**
  - Increase in pool chemicals
  - Approved supplemental request for increase in Pool Chemicals - \$6,000
- **Overall Services Category:**
  - Increase in special events & festivals, training & travel, advertising services, & CC discount fees
  - Approved supplemental request for increase in Special Events/Festivals - \$2,000
  - Decrease in the 5k event, swim team, and recreation program

Department 450 - Parks & Recreation



	2017 Total Activity	2018 Expected Annual	2019 Adopted
10 - Personnel Services	\$868,408	\$918,058	\$899,198
20 - Supplies	\$154,937	\$160,019	\$151,718
30 - Services	\$193,525	\$220,278	\$226,594
40 - Repairs	\$16,863	\$27,226	\$21,500
50 - Maintenance	\$21,930	\$19,725	\$45,107
60 - Leases	\$68,223	\$68,314	\$89,377
70 - Capital Outlay	\$136,734	\$26,761	\$60,500
Total Expenditures	\$1,460,620	\$1,440,381	\$1,493,994

- 10 - Personnel Services
- 20 - Supplies
- 30 - Services
- 40 - Repairs
- 50 - Maintenance
- 60 - Leases
- 70 - Capital Outlay

General Funds

For Fiscal: 10/2017-09/2018 Period Ending: 09/30/2018

						Defined Budgets			
		2016	2017	2018	2018	2018	2018	2019	2019
		Total Activity	Total Activity	Original Budget	Total Budget (Amended)	YTD Activity	Expected Annual	City Manager Proposed	City Commission Adopted
Department : 450 - Parks & Recreation AcctType: 4 - Revenue Division: 4501 - Parks & Rec - Admin									
<a href="#">001-4-4501-58002</a>	Contribution from County	0.00	0.00	550,000.00	550,000.00	464,166.64	550,000.00	550,000.00	550,000.00
<b>Division: 4501 - Parks &amp; Rec - Admin Total:</b>		<b>0.00</b>	<b>0.00</b>	<b>550,000.00</b>	<b>550,000.00</b>	<b>464,166.64</b>	<b>550,000.00</b>	<b>550,000.00</b>	<b>550,000.00</b>

General Funds

For Fiscal: 10/2017-09/2018 Period Ending: 09/30/2018

		2016	2017	2018	2018	2018	Defined Budgets		2019	2019
		Total Activity	Total Activity	Original Budget	Total Budget (Amended)	YTD Activity	2018 Expected Annual	2019 City Manager Proposed	2019 City Commission Adopted	
<b>AcctType: 5 - Expense</b>										
<b>Division: 4501 - Parks &amp; Rec - Admin</b>										
<b>Category: 10 - Personnel Services</b>										
<a href="#">001-5-4501-11100</a>	Salaries & Wages	0.00	67,495.08	169,035.00	110,684.00	107,279.16	110,684.00	171,192.00	171,192.00	
<a href="#">001-5-4501-11200</a>	Overtime	0.00	1,326.59	0.00	6,000.00	4,174.68	6,000.00	0.00	0.00	
<a href="#">001-5-4501-11400</a>	Retirement - TMRS	0.00	6,324.69	16,109.00	10,411.00	9,953.89	10,411.00	15,151.00	15,151.00	
<a href="#">001-5-4501-11500</a>	FICA	0.00	5,122.12	12,932.00	8,493.00	8,128.53	8,493.00	13,097.00	13,097.00	
<a href="#">001-5-4501-11600</a>	Group Health Insurance	0.00	19,281.00	35,010.00	35,010.00	22,635.15	34,890.29	35,010.00	35,010.00	
<a href="#">001-5-4501-11700</a>	Workers' Compensation	0.00	131.44	323.00	151.00	144.76	151.00	198.00	198.00	
<a href="#">001-5-4501-11800</a>	Unemployment Compensation	0.00	14.36	675.00	675.00	379.75	668.00	675.00	675.00	
<a href="#">001-5-4501-12300</a>	Life Insurance	0.00	94.32	279.00	279.00	198.72	199.00	281.00	281.00	
<b>Category: 10 - Personnel Services Total:</b>		<b>0.00</b>	<b>99,789.60</b>	<b>234,363.00</b>	<b>171,703.00</b>	<b>152,894.64</b>	<b>171,496.29</b>	<b>235,604.00</b>	<b>235,604.00</b>	
<b>Category: 20 - Supplies</b>										
<a href="#">001-5-4501-21100</a>	Supplies	0.00	387.41	4,000.00	1,802.10	1,591.93	1,500.00	2,500.00	2,500.00	
<b>Budget Notes</b>										
<b>Budget Code</b>	<b>Subject</b>	<b>Description</b>								
City Commission	Supplies	Office Supplies, for Admin office, materials for Advisory Board Meetings and recorder tapes for same.								
<a href="#">001-5-4501-21200</a>	Uniforms & Personal Wear	0.00	0.00	0.00	0.00	0.00	0.00	200.00	200.00	
<b>Budget Notes</b>										
<b>Budget Code</b>	<b>Subject</b>	<b>Description</b>								
City Commission	Personal Wear	These funds will be used to provide City Shirts to Administrative staff and Park Advisory Board								
<a href="#">001-5-4501-21700</a>	Minor Eq/Furniture	0.00	32.49	400.00	419.71	419.71	419.71	400.00	400.00	
<b>Budget Notes</b>										
<b>Budget Code</b>	<b>Subject</b>	<b>Description</b>								
City Commission	Minor Equipment	this will be used to purchase a shredder for destroying old documents.								
<b>Category: 20 - Supplies Total:</b>		<b>0.00</b>	<b>419.90</b>	<b>4,400.00</b>	<b>2,221.81</b>	<b>2,011.64</b>	<b>1,919.71</b>	<b>3,100.00</b>	<b>3,100.00</b>	

**General Funds**

For Fiscal: 10/2017-09/2018 Period Ending: 09/30/2018

						Defined Budgets			
		2016	2017	2018	2018	2018	2018	2019	2019
		Total Activity	Total Activity	Original Budget	Total Budget (Amended)	YTD Activity	Expected Annual	City Manager Proposed	City Commission Adopted
<b>Category: 30 - Services</b>									
<a href="#">001-5-4501-31100</a>	Communications	0.00	855.93	1,500.00	1,500.00	1,173.91	1,500.00	2,088.00	2,088.00
<b>Budget Notes</b>									
<b>Budget Code</b>	<b>Subject</b>	<b>Description</b>							
City Commission	devices	last year and the current to date budget reflect partial years with Parks Director cell phone and MIFI device for Hurricane use.							
Monthly bill for both is around \$100.00. We are budgeting \$1500.00 to cover these services									
<b>Budget Detail</b>									
<b>Budget Code</b>	<b>Description</b>	<b>Units</b>	<b>Price</b>	<b>Amount</b>					
City Commission	(1) MiFi device	12.00	40.00	480.00					
City Commission	(2) Smartphone (\$67/mo)	12.00	134.00	1,608.00					
<a href="#">001-5-4501-31400</a>	Professional Services	0.00	0.00	3,000.00	452.90	452.90	700.00	3,000.00	3,000.00
<b>Budget Notes</b>									
<b>Budget Code</b>	<b>Subject</b>	<b>Description</b>							
City Commission	Professional Services	For services to design brochures, and assist with updated web pages design for Parks Department and other services that may be requested by Parks Director.							
<a href="#">001-5-4501-31600</a>	Training & Travel	0.00	354.00	3,574.00	3,320.64	3,320.64	3,320.64	3,574.00	3,574.00
<b>Budget Notes</b>									
<b>Budget Code</b>	<b>Subject</b>	<b>Description</b>							
City Commission	training/travel	Susan Ivy Texas Recreation & Parks Society Conference will be in El Paso this year & Texas Children in Nature Conference							
Will send Admin Asst to some additional training to increase skills & conference									
<a href="#">001-5-4501-31612</a>	Travel-Moving Reimb	0.00	3,000.00	0.00	0.00	0.00	0.00	0.00	0.00
<a href="#">001-5-4501-31700</a>	Memberships & Dues	0.00	0.00	300.00	1,200.00	1,200.00	1,200.00	300.00	300.00
<b>Budget Notes</b>									
<b>Budget Code</b>	<b>Subject</b>	<b>Description</b>							
City Commission	Memberships	Texas Children in Nature							
<a href="#">001-5-4501-31900</a>	Catering	0.00	0.00	121.00	66.00	66.00	121.00	121.00	121.00
<b>Budget Notes</b>									
<b>Budget Code</b>	<b>Subject</b>	<b>Description</b>							
City Commission	Catering	one safety week luncheon for staff one Park Advisory Board Appreciation dinner one Donor/volunteer appreciation bbq.							



General Funds

For Fiscal: 10/2017-09/2018 Period Ending: 09/30/2018

		2016	2017	2018	2018	Defined Budgets			
		Total Activity	Total Activity	Original Budget	Total Budget (Amended)	2018 YTD Activity	2018 Expected Annual	2019 City Manager Proposed	2019 City Commission Adopted
<a href="#">001-5-4501-32300</a>	Utilities	0.00	0.00	73,000.00	71,422.95	67,768.58	73,000.00	73,000.00	73,000.00
<b>Budget Notes</b>									
<b>Budget Code</b>	<b>Subject</b>								
City Commission	Electricity								
	<b>Description</b>								
	55 Meters								
	501 E ESCONDIDO RD								
	501 E ESCONDIDO RD								
	E ESCONDIDO RD								
	2 E ESCONDIDO RD								
	800 E ELLA AVE								
	E ESCONDIDO RD								
	909 E ESCONDIDO RD								
	E ESCONDIDO RD								
	501 E ESCONDIDO RD								
	900 S ARMSTRONG AVE								
	E ESCONDIDO RD								
	E ESCONDIDO RD								
	E SANTA GERTRUDIS ST								
	E ESCONDIDO RD								
	3 E ESCONDIDO RD								
	800 E KENEDY AVE								
	800 E KENEDY AVE								
	E ESCONDIDO RD								
	E ESCONDIDO RD								
	5501 S US HIGHWAY 77 BYP								
	E ESCONDIDO RD								
	E ESCONDIDO RD								
	E ESCONDIDO RD								
	E ESCONDIDO RD								
	E ESCONDIDO RD								
	501 E ESCONDIDO RD								
	E ESCONDIDO RD								
	501 E ESCONDIDO RD								
	501 E ESCONDIDO RD								
	800 E ELLA AVE								
	800 E ELLA AVE								
	501 E ESCONDIDO RD								
	E ESCONDIDO RD								
	E ESCONDIDO RD								
	E ESCONDIDO RD								
	E ESCONDIDO RD								
	501 E ESCONDIDO RD								
	1500 E KENEDY ST								
	1500 E KENEDY ST								
	946 STREETLIGHT								
	501 E ESCONDIDO RD								
	501 E ESCONDIDO RD								
	501 E ESCONDIDO RD								

General Funds

For Fiscal: 10/2017-09/2018 Period Ending: 09/30/2018

	2016 Total Activity	2017 Total Activity	2018 Original Budget	2018 Total Budget (Amended)	2018 YTD Activity	Defined Budgets 2018 Expected Annual	2019 City Manager Proposed	2019 City Commission Adopted
501 E ESCONDIDO RD								
501 E ESCONDIDO RD								
1 E ESCONDIDO RD								
E ESCONDIDO RD								
600 E DODDRIDGE AVE								
909 E ESCONDIDO RD								
909 E ESCONDIDO RD								
E ESCONDIDO RD								
E ESCONDIDO RD								
600 E DODDRIDGE AVE								
E ESCONDIDO RD								
E ESCONDIDO RD								

Budget Detail

Budget Code

City Commission

Description	Units	Price	Amount						
Electricity-55 Meters-Excluding JK- TCAP basec	0.00	0.00	73,000.00						
<b>Category: 30 - Services Total:</b>		<b>0.00</b>	<b>4,209.93</b>	<b>81,495.00</b>	<b>77,962.49</b>	<b>73,982.03</b>	<b>79,841.64</b>	<b>82,083.00</b>	<b>82,083.00</b>
<b>Division: 4501 - Parks &amp; Rec - Admin Total:</b>		<b>0.00</b>	<b>104,419.43</b>	<b>320,258.00</b>	<b>251,887.30</b>	<b>228,888.31</b>	<b>253,257.64</b>	<b>320,787.00</b>	<b>320,787.00</b>

General Funds

For Fiscal: 10/2017-09/2018 Period Ending: 09/30/2018

		2016	2017	2018	2018	Defined Budgets		2019	2019
		Total Activity	Total Activity	Original Budget	Total Budget (Amended)	2018 YTD Activity	2018 Expected Annual	City Manager Proposed	City Commission Adopted
<b>Division: 4502 - L.E. Ramey Golf Course Maintenance</b>									
<a href="#">001-4-4502-58000</a>	Golf Course Donations	2,152.00	300.00	0.00	0.00	0.00	0.00	0.00	0.00
<a href="#">001-4-4502-58001</a>	Golf Course Revenue-Tournamen..	8,267.98	4,078.56	10,000.00	10,000.00	7,299.14	12,000.00	18,000.00	18,000.00
<b>Budget Notes</b>									
<b>Budget Code</b>	<b>Subject</b>	<b>Description</b>							
City Commission	Tournament revenue acct.	39 minimum player per tournament							
<a href="#">001-4-4502-58002</a>	Contribution from County	64,177.09	35,000.04	35,000.00	35,000.00	26,250.03	35,000.00	35,000.00	35,000.00
<a href="#">001-4-4502-58004</a>	Membership Fees	44,368.00	43,917.00	50,000.00	50,000.00	33,834.42	31,520.00	50,000.00	50,000.00
<a href="#">001-4-4502-58005</a>	Merchandise Sales	5,412.94	11,567.42	11,000.00	11,000.00	9,277.14	11,000.00	17,000.00	17,000.00
<b>Budget Notes</b>									
<b>Budget Code</b>	<b>Subject</b>	<b>Description</b>							
City Commission	Merchandise sales	6 L.E. Ramey hosted tournaments to give out merchandise prizes							
<a href="#">001-4-4502-58006</a>	Cart Rentals	1,735.42	26,376.41	20,000.00	20,000.00	29,582.74	30,468.00	30,000.00	30,000.00
<a href="#">001-4-4502-58007</a>	Driving Range Fees	10,709.78	14,870.44	14,000.00	14,000.00	8,479.90	8,000.00	15,000.00	15,000.00
<a href="#">001-4-4502-58008</a>	Green Fees	103,273.63	96,110.13	100,000.00	100,000.00	53,552.08	57,000.00	100,000.00	100,000.00
<a href="#">001-4-4502-58009</a>	Rental Fees	172.98	3,083.95	5,000.00	5,000.00	880.60	1,000.00	15,000.00	15,000.00
<a href="#">001-4-4502-58010</a>	Food & Beverage Sales	9,240.53	11,588.10	16,000.00	16,000.00	8,451.81	8,500.00	10,000.00	10,000.00
<b>Budget Notes</b>									
<b>Budget Code</b>	<b>Subject</b>	<b>Description</b>							
City Commission	food and bev. acct	revenue increase due to tournaments hosted by L.E.Ramey							
<a href="#">001-4-4502-58014</a>	Alcohol Sales	0.00	19,101.21	16,500.00	16,500.00	23,317.55	25,000.00	40,000.00	40,000.00
<a href="#">001-4-4502-58015</a>	Golf Lessons	0.00	0.00	0.00	0.00	385.00	400.00	0.00	0.00
<a href="#">001-4-4502-59947</a>	Other Income - Lease Purchase	0.00	128,860.56	0.00	0.00	0.00	0.00	0.00	0.00
<a href="#">001-4-4502-99000</a>	Miscellaneous	100.00	387.07	0.00	0.00	0.00	0.00	0.00	0.00
<b>Division: 4502 - L.E. Ramey Golf Course Maintenance Total:</b>		<b>249,610.35</b>	<b>395,240.89</b>	<b>277,500.00</b>	<b>277,500.00</b>	<b>201,310.41</b>	<b>219,888.00</b>	<b>330,000.00</b>	<b>330,000.00</b>

General Funds

For Fiscal: 10/2017-09/2018 Period Ending: 09/30/2018

		2016	2017	2018	2018	2018	Defined Budgets		2019	2019
		Total Activity	Total Activity	Original Budget	Total Budget (Amended)	YTD Activity	2018 Expected Annual	2019 City Manager Proposed	2019 City Commission Adopted	
<b>Division: 4502 - L.E. Ramey Golf Course Maintenance</b>										
<b>Category: 10 - Personnel Services</b>										
<a href="#">001-5-4502-11100</a>	Salaries & Wages	178,880.81	218,202.24	120,702.00	117,016.83	112,077.91	119,746.83	123,222.00	123,222.00	
<a href="#">001-5-4502-11200</a>	Overtime	24,757.24	13,355.99	8,000.00	19,115.62	17,347.13	15,465.62	8,000.00	8,000.00	
<a href="#">001-5-4502-11400</a>	Retirement - TMRS	18,337.58	16,160.37	12,266.00	9,930.00	8,522.07	9,930.00	7,966.00	7,966.00	
<a href="#">001-5-4502-11500</a>	FICA	16,802.49	17,080.66	9,846.00	10,363.83	9,577.73	10,295.00	10,039.00	10,039.00	
<a href="#">001-5-4502-11600</a>	Group Health Insurance	45,888.00	52,194.36	28,145.00	29,317.00	26,915.54	24,693.27	15,044.00	15,044.00	
<a href="#">001-5-4502-11700</a>	Workers' Compensation	4,696.11	4,551.63	3,190.00	1,856.00	1,666.03	1,856.00	1,586.00	1,586.00	
<a href="#">001-5-4502-11800</a>	Unemployment Compensation	1,887.80	400.03	1,575.00	1,361.00	991.16	1,361.00	1,575.00	1,575.00	
<a href="#">001-5-4502-12300</a>	Life Insurance	317.56	326.70	178.00	178.00	176.94	177.00	180.00	180.00	
<b>Category: 10 - Personnel Services Total:</b>		<b>291,567.59</b>	<b>322,271.98</b>	<b>183,902.00</b>	<b>189,138.28</b>	<b>177,274.51</b>	<b>183,524.72</b>	<b>167,612.00</b>	<b>167,612.00</b>	
<b>Category: 20 - Supplies</b>										
<a href="#">001-5-4502-21100</a>	Supplies	25,592.53	36,005.95	5,359.00	8,800.00	8,204.38	9,500.00	5,359.00	5,359.00	
<a href="#">001-5-4502-21176</a>	Irrigation Supplies	0.00	0.00	5,000.00	6,376.00	6,282.53	6,376.00	5,000.00	5,000.00	
<b>Budget Notes</b>										
<b>Budget Code</b>	<b>Subject</b>	<b>Description</b>								
City Commission	Irrigation	Isolation valves needed to replace valves on old irrigation mains, various sizes to isolate irrigation main leaks.								
<a href="#">001-5-4502-21177</a>	Pro Shop Supplies	0.00	0.00	6,000.00	2,000.00	1,470.56	3,000.00	6,000.00	6,000.00	
<a href="#">001-5-4502-21178</a>	Maintenance Supplies	0.00	0.00	7,500.00	14,270.42	14,270.42	12,710.00	7,500.00	7,500.00	
<b>Budget Notes</b>										
<b>Budget Code</b>	<b>Subject</b>	<b>Description</b>								
City Commission	Maintenance Supplies	Golf Cart fleet in last year of lease, Parts not under warranty needed for replacement to have full fleet to lease tor players.								
<a href="#">001-5-4502-21179</a>	Golf Course Accesories	0.00	0.00	4,849.00	2,062.00	2,062.00	3,500.00	4,849.00	4,849.00	
<b>Budget Notes</b>										
<b>Budget Code</b>	<b>Subject</b>	<b>Description</b>								
City Commission	accessories acct.	rakes needed for new santraps, signage directing golf cart traffic, cups, flags, rope, etc.								
<a href="#">001-5-4502-21181</a>	Aggregates	0.00	0.00	2,800.00	2,000.00	1,340.00	1,200.00	2,800.00	2,800.00	
<b>Budget Notes</b>										
<b>Budget Code</b>	<b>Subject</b>	<b>Description</b>								
City Commission	aggagates acct.	top dressing sand to top and maintain new greens, cultural practise common to maintain greens								
<a href="#">001-5-4502-21200</a>	Uniforms & Personal Wear	686.05	0.00	750.00	750.00	0.00	750.00	750.00	750.00	
<a href="#">001-5-4502-21400</a>	Chemicals	15,187.20	6,976.87	7,500.00	2,500.00	2,360.22	7,500.00	7,500.00	7,500.00	

General Funds

For Fiscal: 10/2017-09/2018 Period Ending: 09/30/2018

			Defined Budgets							
			2016	2017	2018	2018	2018	2018	2019	2019
			Total Activity	Total Activity	Original Budget	Total Budget (Amended)	YTD Activity	Expected Annual	City Manager Proposed	City Commission Adopted
<b>Budget Notes</b>	<b>Subject</b>	<b>Description</b>								
<b>Budget Code</b>										
City Commission	Chemical acct.	insecticides, fungicides needed to apply to golf course and new greens								
<a href="#">001-5-4502-21402</a>	Weed Control Chemicals		0.00	0.00	3,000.00	700.00	389.24	3,000.00	3,000.00	3,000.00
<b>Budget Notes</b>	<b>Subject</b>	<b>Description</b>								
<b>Budget Code</b>										
City Commission	Weed Control Acct.	Herbicides needed to apply to golf course greens, tees, fairways and lakes								
<a href="#">001-5-4502-21403</a>	Pesticide Chemicals		0.00	0.00	2,000.00	600.00	0.00	600.00	2,000.00	2,000.00
<b>Budget Notes</b>	<b>Subject</b>	<b>Description</b>								
<b>Budget Code</b>										
City Commission	Pesticides acct.	Insecticides needed to apply to golf course greens, tees, and fairways								
<a href="#">001-5-4502-21404</a>	Fertilizer		0.00	0.00	7,500.00	14,000.00	12,775.07	13,649.00	7,500.00	7,500.00
<b>Budget Notes</b>	<b>Subject</b>	<b>Description</b>								
<b>Budget Code</b>										
City Commission	Fertilizer Acct.	Fertilizer to establish and feed the turf on greens, tees, fairways								
<a href="#">001-5-4502-21500</a>	Motor Gas & Oil		11,083.83	8,808.58	10,000.00	13,087.00	12,787.00	10,300.00	10,815.00	10,815.00
<b>Budget Notes</b>	<b>Subject</b>	<b>Description</b>								
<b>Budget Code</b>										
City Commission	Motor Gas & Oil	1 Vehicle								
City Commission	Motor Gas & Oil acct.	Fuel needed to regularly schedule mowing equipment on greens, tees, fairways and rough etc.								
<a href="#">001-5-4502-21700</a>	Minor Eq/Furniture		9,979.48	7,038.81	3,050.00	3,494.75	4,494.75	4,500.00	3,050.00	3,050.00
<a href="#">001-5-4502-22401</a>	Safety/First Aid		0.00	0.00	0.00	0.00	0.00	0.00	0.00	0.00
<b>Budget Notes</b>	<b>Subject</b>	<b>Description</b>								
<b>Budget Code</b>										
City Commission	Safety/First Aid acct.	Chemical storage building with ventalation, eye wash/sink								
<a href="#">001-5-4502-22600</a>	Computers & Associated Equip		0.00	0.00	0.00	0.00	0.00	0.00	0.00	0.00
<a href="#">001-5-4502-23201</a>	Promotional Expense-Golf Course		0.00	860.00	0.00	900.00	900.00	0.00	0.00	0.00
<a href="#">001-5-4502-23500</a>	Merchandise-Cost of Goods Sold		11,616.22	18,524.06	7,900.00	7,500.00	423.60	7,500.00	7,900.00	7,900.00
<a href="#">001-5-4502-23501</a>	Alcohol - Cost of Goods Sold		0.00	8,107.80	0.00	10,127.57	10,127.57	9,000.00	9,000.00	9,000.00
<b>Category: 20 - Supplies Total:</b>			<b>74,145.31</b>	<b>86,322.07</b>	<b>73,208.00</b>	<b>89,167.74</b>	<b>77,887.34</b>	<b>93,085.00</b>	<b>83,023.00</b>	<b>83,023.00</b>

General Funds

For Fiscal: 10/2017-09/2018 Period Ending: 09/30/2018

		2016	2017	2018	2018	2018	Defined Budgets		2019	2019
		Total Activity	Total Activity	Original Budget	Total Budget (Amended)	YTD Activity	2018 Expected Annual	2019 City Manager Proposed	2019 City Commission Adopted	
<b>Category: 30 - Services</b>										
<a href="#">001-5-4502-31100</a>	Communications	2,199.01	3,969.68	4,555.00	3,081.00	2,812.16	2,700.00	2,844.00	2,844.00	
<b>Budget Detail</b>										
<b>Budget Code</b>	<b>Description</b>	<b>Units</b>	<b>Price</b>	<b>Amount</b>						
City Commission	(1) Smartphone (\$67/mo)	12.00	67.00	804.00						
City Commission	Monthly phone svc	12.00	170.00	2,040.00						
<a href="#">001-5-4502-31300</a>	Postage	0.00	0.00	0.00	94.58	94.58	50.00	0.00	0.00	
<a href="#">001-5-4502-31400</a>	Professional Services	2,163.63	4,044.83	7,320.00	8,989.87	8,989.87	8,950.00	9,000.00	9,000.00	
<b>Budget Notes</b>										
<b>Budget Code</b>	<b>Subject</b>	<b>Description</b>								
City Commission	FY18-19 Approved	\$1680 - Permanent - Increase for golf mechanic								
City Commission	Professional acct.	\$7,320 - Core Budget - golf course equipment mechanic scheduled more often to maintain mowing equipment when needed								
<a href="#">001-5-4502-31410</a>	ProfSrv-Software Mnt	0.00	0.00	0.00	0.00	0.00	0.00	0.00	0.00	
<a href="#">001-5-4502-31425</a>	Prof. Services-GPS	306.00	510.16	316.00	366.00	268.00	366.00	316.00	316.00	
<a href="#">001-5-4502-31500</a>	Printing & Publishing	150.00	412.50	600.00	700.00	446.82	700.00	600.00	600.00	
<a href="#">001-5-4502-31600</a>	Training & Travel	1,604.33	500.00	2,000.00	1,556.47	1,071.36	1,556.47	2,000.00	2,000.00	
<a href="#">001-5-4502-31800</a>	Equipment Rent	0.00	0.00	1,800.00	1,300.00	925.63	1,300.00	1,800.00	1,800.00	
<a href="#">001-5-4502-31900</a>	Catering	0.00	301.98	121.00	349.87	228.87	200.00	121.00	121.00	
<a href="#">001-5-4502-32100</a>	State Fees	0.00	903.00	1,000.00	1,000.00	250.00	1,000.00	1,000.00	1,000.00	
<a href="#">001-5-4502-32300</a>	Utilities	30,112.57	24,808.44	27,000.00	34,000.00	30,023.53	27,000.00	52,000.00	52,000.00	
<b>Budget Notes</b>										
<b>Budget Code</b>	<b>Subject</b>	<b>Description</b>								
City Commission	Utilities acct.	Increase to establish and water 84 acres of turf including greens, tees and fairways								
<b>Budget Detail</b>										
<b>Budget Code</b>	<b>Description</b>	<b>Units</b>	<b>Price</b>	<b>Amount</b>						
City Commission	Electricity-7 Meters-2522 E ESCONDIDO RD-TC	0.00	0.00	25,000.00						
City Commission	FY18-19 Increased Utilities - Greens - Permane	0.00	0.00	27,000.00						
<a href="#">001-5-4502-32400</a>	Laundry	1,523.72	1,382.03	1,400.00	1,478.88	1,475.88	1,500.00	1,400.00	1,400.00	
<a href="#">001-5-4502-33100</a>	Subscriptions	0.00	0.00	0.00	501.90	501.90	501.90	0.00	0.00	
<a href="#">001-5-4502-34200</a>	CC Discount Fees	0.00	4,023.50	0.00	3,057.72	2,302.68	3,057.72	3,500.00	3,500.00	

General Funds

For Fiscal: 10/2017-09/2018 Period Ending: 09/30/2018

		2016		2017	2018	2018	Defined Budgets		2019	2019
		Total Activity	Total Activity	Total Activity	Original Budget	Total Budget (Amended)	2018 YTD Activity	2018 Expected Annual	City Manager Proposed	City Commission Adopted
<b>Budget Detail</b>										
<b>Budget Code</b>	<b>Description</b>	<b>Units</b>	<b>Price</b>	<b>Amount</b>						
City Commission	Signature Merchant Fees & CC Discounts	0.00	0.00	3,500.00						
	<b>Category: 30 - Services Total:</b>		<b>38,059.26</b>	<b>40,856.12</b>	<b>46,112.00</b>	<b>56,476.29</b>	<b>49,391.28</b>	<b>48,882.09</b>	<b>74,581.00</b>	<b>74,581.00</b>
	<b>Category: 40 - Repairs</b>									
<a href="#">001-5-4502-41100</a>	Vehicle Maintenance		-89.11	1,149.41	1,500.00	1,500.00	1,013.46	1,500.00	1,500.00	1,500.00
<a href="#">001-5-4502-41400</a>	Equipment Maintenance		7,521.42	5,700.04	6,000.00	8,126.60	7,529.60	7,530.00	6,000.00	6,000.00
	<b>Category: 40 - Repairs Total:</b>		<b>7,432.31</b>	<b>6,849.45</b>	<b>7,500.00</b>	<b>9,626.60</b>	<b>8,543.06</b>	<b>9,030.00</b>	<b>7,500.00</b>	<b>7,500.00</b>
	<b>Category: 50 - Maintenance</b>									
<a href="#">001-5-4502-51100</a>	Building Maintenance		893.68	637.72	1,000.00	3,715.02	5,042.20	1,000.00	1,000.00	1,000.00
<a href="#">001-5-4502-59100</a>	Grounds & Perm Fixtures		11,952.68	10,617.41	25,000.00	5,111.00	4,876.90	5,111.00	25,000.00	25,000.00
<b>Budget Notes</b>										
<b>Budget Code</b>	<b>Subject</b>									
City Commission	grounds and permanent fixtures acct.									
	<b>Description</b>									
	driving range irrigation system, disk, float, seed and water to establish turf on target greens.									
	<b>Category: 50 - Maintenance Total:</b>		<b>12,846.36</b>	<b>11,255.13</b>	<b>26,000.00</b>	<b>8,826.02</b>	<b>9,919.10</b>	<b>6,111.00</b>	<b>26,000.00</b>	<b>26,000.00</b>
	<b>Category: 60 - Leases</b>									
<a href="#">001-5-4502-64100</a>	Operating Lease		55,221.47	58,013.81	61,776.00	33,289.00	30,963.14	37,889.00	61,776.00	61,776.00
<a href="#">001-5-4502-64200</a>	Capital Lease - Principle		0.00	3,220.54	0.00	19,730.00	19,729.44	19,730.00	20,627.00	20,627.00
<b>Budget Notes</b>										
<b>Budget Code</b>	<b>Subject</b>									
City Commission	Jacobson Mowers Capital Lease									
	<b>Description</b>									
	2017: \$8,087.29									
	2018: \$19,905.70									
	2019: \$20,626.64									
	2020: \$21,373.70									
	2021: \$22,147.77									
	2022: \$22,949.92									
	2023: \$13,769.54									
<a href="#">001-5-4502-64201</a>	Capital Lease - Interest		0.00	760.44	0.00	4,157.00	4,156.44	4,157.00	3,260.00	3,260.00

General Funds

For Fiscal: 10/2017-09/2018 Period Ending: 09/30/2018

			2016	2017	2018	2018	2018	Defined Budgets		
			Total Activity	Total Activity	Original Budget	Total Budget (Amended)	YTD Activity	2018 Expected Annual	2019 City Manager Proposed	2019 City Commission Adopted
<b>Budget Notes</b>										
<b>Budget Code</b>	<b>Subject</b>	<b>Description</b>								
City Commission	Jacobson Mowers Capital Lease	2017: \$ 1,865.16 2018: \$ 3,980.18 2019: \$ 3,259.24 2020: \$2,512.18 2021: \$1,738.11 2022: \$ 935.96 2023: \$ 163.90								
	<b>Category: 60 - Leases Total:</b>		<b>55,221.47</b>	<b>61,994.79</b>	<b>61,776.00</b>	<b>57,176.00</b>	<b>54,849.02</b>	<b>61,776.00</b>	<b>85,663.00</b>	<b>85,663.00</b>
	<b>Category: 70 - Capital Outlay</b>									
<a href="#">001-5-4502-71200</a>	Machinery/Equipment		0.00	136,733.55	0.00	0.00	0.00	0.00	0.00	0.00
<a href="#">001-5-4502-71300</a>	Building		0.00	0.00	0.00	21,960.51	21,958.77	21,960.51	10,000.00	10,000.00
<b>Budget Notes</b>										
<b>Budget Code</b>	<b>Subject</b>	<b>Description</b>								
City Commission	FY 18-19 Approved Supplemental Request	Chemical storage container								
	<b>Category: 70 - Capital Outlay Total:</b>		<b>0.00</b>	<b>136,733.55</b>	<b>0.00</b>	<b>21,960.51</b>	<b>21,958.77</b>	<b>21,960.51</b>	<b>10,000.00</b>	<b>10,000.00</b>
	<b>Division: 4502 - L.E. Ramey Golf Course Maintenance Total:</b>		<b>479,272.30</b>	<b>666,283.09</b>	<b>398,498.00</b>	<b>432,371.44</b>	<b>399,823.08</b>	<b>424,369.32</b>	<b>454,379.00</b>	<b>454,379.00</b>



General Funds

For Fiscal: 10/2017-09/2018 Period Ending: 09/30/2018

		Defined Budgets							
		2016	2017	2018	2018	2018	2018	2019	2019
		Total Activity	Total Activity	Original Budget	Total Budget (Amended)	YTD Activity	Expected Annual	City Manager Proposed	City Commission Adopted
<b>Division: 4512 - Golf Course-Pro Shop</b>									
<b>Category: 10 - Personnel Services</b>									
<a href="#">001-5-4512-11100</a>	Salaries & Wages	0.00	0.00	104,218.00	100,535.00	99,472.16	112,685.00	50,932.00	50,932.00
<a href="#">001-5-4512-11200</a>	Overtime	0.00	0.00	2,000.00	3,200.00	2,782.86	2,000.00	2,000.00	2,000.00
<a href="#">001-5-4512-11400</a>	Retirement - TMRS	0.00	0.00	10,123.00	7,522.00	7,013.14	7,522.00	2,833.00	2,833.00
<a href="#">001-5-4512-11500</a>	FICA	0.00	0.00	8,126.00	8,428.00	7,661.59	8,428.00	4,050.00	4,050.00
<a href="#">001-5-4512-11600</a>	Group Health Insurance	0.00	0.00	28,461.00	28,461.00	23,453.20	28,461.00	14,392.00	14,392.00
<a href="#">001-5-4512-11700</a>	Workers' Compensation	0.00	0.00	2,653.00	1,505.00	1,434.62	1,505.00	640.00	640.00
<a href="#">001-5-4512-11800</a>	Unemployment Compensation	0.00	0.00	900.00	900.00	630.08	916.00	675.00	675.00
<a href="#">001-5-4512-12300</a>	Life Insurance	0.00	0.00	158.00	174.00	139.50	158.00	67.00	67.00
<b>Category: 10 - Personnel Services Total:</b>		<b>0.00</b>	<b>0.00</b>	<b>156,639.00</b>	<b>150,725.00</b>	<b>142,587.15</b>	<b>161,675.00</b>	<b>75,589.00</b>	<b>75,589.00</b>
<b>Division: 4512 - Golf Course-Pro Shop Total:</b>		<b>0.00</b>	<b>0.00</b>	<b>156,639.00</b>	<b>150,725.00</b>	<b>142,587.15</b>	<b>161,675.00</b>	<b>75,589.00</b>	<b>75,589.00</b>

General Funds

For Fiscal: 10/2017-09/2018 Period Ending: 09/30/2018

		Defined Budgets							
		2016	2017	2018	2018	2018	2018	2019	2019
		Total Activity	Total Activity	Original Budget	Total Budget (Amended)	YTD Activity	Expected Annual	City Manager Proposed	City Commission Adopted
<b>Division: 4503 - Parks Maintenance</b>									
<a href="#">001-4-4503-58002</a>	Contribution from County	550,000.00	549,999.96	0.00	0.00	45,833.33	0.00	0.00	0.00
<a href="#">001-4-4503-58003</a>	Park Donations	20,437.50	15,470.29	0.00	33,000.00	33,000.00	33,000.00	0.00	0.00
<a href="#">001-4-4503-58050</a>	Rec Hall Rental Fees	13,419.50	18,844.00	0.00	0.00	0.00	0.00	0.00	0.00
<a href="#">001-4-4503-58051</a>	Field Rental Fees	2,431.50	5,458.75	0.00	0.00	0.00	0.00	0.00	0.00
<a href="#">001-4-4503-58052</a>	J.K. Northway Rental Fees	28,775.00	6.00	0.00	0.00	0.00	0.00	0.00	0.00
<a href="#">001-4-4503-58053</a>	BBQ Rental Fees	520.00	715.00	0.00	0.00	0.00	0.00	0.00	0.00
<a href="#">001-4-4503-58054</a>	Electricity Fees	3,351.00	1,058.00	0.00	0.00	0.00	0.00	0.00	0.00
<a href="#">001-4-4503-58055</a>	RV Parking Rental Fees	1,675.00	0.00	0.00	0.00	0.00	0.00	0.00	0.00
<a href="#">001-4-4503-58056</a>	Concession Rental Revenue	0.00	1,138.00	0.00	0.00	0.00	0.00	0.00	0.00
<a href="#">001-4-4503-58057</a>	JK Concession Revenue	1,516.20	0.00	0.00	0.00	0.00	0.00	0.00	0.00
<a href="#">001-4-4503-58058</a>	Adult Softball League Fees	8,425.37	7,145.00	0.00	0.00	0.00	0.00	0.00	0.00
<a href="#">001-4-4503-58059</a>	Adult Softball League-Tourname...	0.00	4,090.00	0.00	0.00	0.00	0.00	0.00	0.00
<a href="#">001-4-4503-58060</a>	Swim Lessons	6,355.00	7,481.00	0.00	0.00	0.00	0.00	0.00	0.00
<a href="#">001-4-4503-58061</a>	Pool Party Rental	3,380.00	5,922.50	0.00	0.00	0.00	0.00	0.00	0.00
<a href="#">001-4-4503-58062</a>	Swim Team Registration	3,700.00	2,770.00	0.00	0.00	0.00	0.00	0.00	0.00
<a href="#">001-4-4503-58063</a>	Summer Market	0.00	0.00	0.00	0.00	0.00	0.00	0.00	0.00
<a href="#">001-4-4503-58064</a>	Kids BBQ Registration	0.00	0.00	0.00	0.00	0.00	0.00	0.00	0.00
<a href="#">001-4-4503-58065</a>	Swimming Pool Admission-Open ...	6,396.00	11,060.00	0.00	0.00	0.00	0.00	0.00	0.00
<a href="#">001-4-4503-58066</a>	Swimming Pool Admission-Aerob...	30.00	617.00	0.00	0.00	0.00	0.00	0.00	0.00
<a href="#">001-4-4503-58067</a>	Swimming Pool Admission-Nite ...	7,614.00	8,711.00	0.00	0.00	0.00	0.00	0.00	0.00
<a href="#">001-4-4503-58068</a>	5k Registration	195.00	0.00	0.00	0.00	0.00	0.00	0.00	0.00
<a href="#">001-4-4503-58069</a>	Downtown Pavilion Rental Fees	512.50	375.00	0.00	0.00	0.00	0.00	0.00	0.00
<a href="#">001-4-4503-58070</a>	Centennial Bandstand Rental Fees	75.00	0.00	0.00	0.00	0.00	0.00	0.00	0.00
<a href="#">001-4-4503-58071</a>	Recreation Fees	822.00	6,354.00	0.00	0.00	0.00	0.00	0.00	0.00
<a href="#">001-4-4503-58072</a>	Outdoor Arena Rental Fees	750.00	1,500.00	0.00	0.00	0.00	0.00	0.00	0.00
<a href="#">001-4-4503-58073</a>	Swimming Pool Admission-Senio...	0.00	225.00	0.00	0.00	0.00	0.00	0.00	0.00
<a href="#">001-4-4503-58074</a>	Swimming Pool Admission-Volle...	0.00	1,125.00	0.00	0.00	0.00	0.00	0.00	0.00
<a href="#">001-4-4503-59947</a>	Other Inc-Lease Purchase	10,396.00	0.00	0.00	0.00	0.00	0.00	0.00	0.00
<a href="#">001-4-4503-72036</a>	Grant-Union Pacific	0.00	0.00	0.00	0.00	0.00	0.00	0.00	0.00
<a href="#">001-4-4503-81710</a>	Penalty Fee-Returned Check	0.00	0.00	0.00	0.00	0.00	0.00	0.00	0.00

General Funds

For Fiscal: 10/2017-09/2018 Period Ending: 09/30/2018

		Defined Budgets							
		2016	2017	2018	2018	2018	2018	2019	2019
		Total Activity	Total Activity	Original Budget	Total Budget (Amended)	YTD Activity	Expected Annual	City Manager Proposed	City Commission Adopted
<a href="#">001-4-4503-99000</a>	Miscellaneous	615.00	157.00	0.00	0.00	0.00	0.00	0.00	0.00
<b>Division: 4503 - Parks Maintenance Total:</b>		<b>671,391.57</b>	<b>650,222.50</b>	<b>0.00</b>	<b>33,000.00</b>	<b>78,833.33</b>	<b>33,000.00</b>	<b>0.00</b>	<b>0.00</b>

General Funds

For Fiscal: 10/2017-09/2018 Period Ending: 09/30/2018

						Defined Budgets			
		2016	2017	2018	2018	2018	2018	2019	2019
		Total Activity	Total Activity	Original Budget	Total Budget (Amended)	YTD Activity	Expected Annual	City Manager Proposed	City Commission Adopted
<b>Division: 4503 - Parks Maintenance</b>									
<b>Category: 10 - Personnel Services</b>									
<a href="#">001-5-4503-11100</a>	Salaries & Wages	302,693.39	309,727.78	181,227.00	173,745.65	165,019.65	180,152.00	160,717.00	160,717.00
<a href="#">001-5-4503-11200</a>	Overtime	16,948.86	18,482.09	22,981.00	23,477.00	21,292.07	23,239.00	22,981.00	22,981.00
<a href="#">001-5-4503-11400</a>	Retirement - TMRS	26,832.11	22,438.91	19,461.00	19,024.00	15,445.84	17,726.00	15,314.00	15,314.00
<a href="#">001-5-4503-11500</a>	FICA	27,469.24	24,932.86	15,622.00	15,876.00	13,853.65	15,876.00	14,053.00	14,053.00
<a href="#">001-5-4503-11600</a>	Group Health Insurance	77,301.00	65,114.00	63,140.00	63,140.00	56,507.38	60,577.00	56,270.00	56,270.00
<a href="#">001-5-4503-11700</a>	Workers' Compensation	5,317.79	4,850.06	3,646.00	3,646.00	2,084.36	2,336.00	1,980.00	1,980.00
<a href="#">001-5-4503-11800</a>	Unemployment Compensation	3,247.94	331.84	4,163.00	4,163.00	142.51	2,326.00	1,575.00	1,575.00
<a href="#">001-5-4503-12000</a>	Car Allowance	3,627.65	0.00	0.00	0.00	0.00	0.00	0.00	0.00
<a href="#">001-5-4503-12300</a>	Life Insurance	521.90	469.26	376.00	376.00	336.60	359.00	331.00	331.00
<b>Category: 10 - Personnel Services Total:</b>		<b>463,959.88</b>	<b>446,346.80</b>	<b>310,616.00</b>	<b>303,447.65</b>	<b>274,682.06</b>	<b>302,591.00</b>	<b>273,221.00</b>	<b>273,221.00</b>
<b>Category: 20 - Supplies</b>									
<a href="#">001-5-4503-21100</a>	Supplies	20,418.67	26,968.72	10,000.00	23,000.00	20,740.55	18,350.00	10,695.00	10,695.00
<b>Budget Detail</b>									
<b>Budget Code</b>	<b>Description</b>	<b>Units</b>	<b>Price</b>	<b>Amount</b>					
City Commission	Irrigation repair	12.00	300.00	3,600.00					
City Commission	Painting	12.00	150.00	1,800.00					
City Commission	Plumbing/carpentry supplies	12.00	300.00	3,600.00					
City Commission	Small engine maint supplies	0.00	0.00	1,695.00					
<a href="#">001-5-4503-21181</a>	Aggregates	0.00	0.00	0.00	0.00	0.00	0.00	0.00	0.00
<b>Budget Notes</b>									
<b>Budget Code</b>	<b>Subject</b>	<b>Description</b>							
City Commission	red dirt for ball fields	about 480.00 per truck load delivered x 6 -2880.00							
<a href="#">001-5-4503-21195</a>	Janitorial Supplies	0.00	0.00	0.00	0.00	0.00	0.00	0.00	0.00
<b>Budget Notes</b>									
<b>Budget Code</b>	<b>Subject</b>	<b>Description</b>							
City Commission	Janitorial supplies	Toilet Paper, Paper Towels, Trash Bags, Cleaning solutions, gloves, pails, brooms, mops, wipes for cleaning 7 neighborhood parks plus Dick Kleberg Park Rec Hall, BBQ Building, 7 restrooms in DKP, 2 in neighborhood parks and Brookshire Pool							
<a href="#">001-5-4503-21200</a>	Uniforms & Personal Wear	625.69	1,092.73	1,000.00	500.00	63.81	1,000.00	1,000.00	1,000.00
<b>Budget Notes</b>									
<b>Budget Code</b>	<b>Subject</b>	<b>Description</b>							
City Commission	uniforms and personal wear	new City Shirt for each employee							
<a href="#">001-5-4503-21400</a>	Chemicals	9,848.85	9,668.76	0.00	0.00	0.00	0.00	0.00	0.00

General Funds

For Fiscal: 10/2017-09/2018 Period Ending: 09/30/2018

		Defined Budgets							
		2016	2017	2018	2018	2018	2018	2019	2019
		Total Activity	Total Activity	Original Budget	Total Budget (Amended)	YTD Activity	Expected Annual	City Manager Proposed	City Commission Adopted
<a href="#">001-5-4503-21401</a>	Pool Chemicals	0.00	0.00	0.00	0.00	89.47	0.00	0.00	0.00
<a href="#">001-5-4503-21402</a>	Weed Control Chemicals	0.00	0.00	1,500.00	0.00	0.00	1,000.00	1,500.00	1,500.00
<b>Budget Notes</b>									
<b>Budget Code</b>	<b>Subject</b>								
City Commission	Weed Control								
<a href="#">001-5-4503-21403</a>	Pesticide Chemicals	0.00	0.00	1,500.00	535.94	77.94	785.94	1,500.00	1,500.00
<b>Budget Notes</b>									
<b>Budget Code</b>	<b>Subject</b>								
City Commission	Pesticides								
<a href="#">001-5-4503-21404</a>	Fertilizer	0.00	0.00	1,000.00	920.70	920.70	1,000.00	1,000.00	1,000.00
<b>Budget Notes</b>									
<b>Budget Code</b>	<b>Subject</b>								
City Commission	Fertilizer								
<a href="#">001-5-4503-21500</a>	Motor Gas & Oil	12,544.70	11,035.96	15,000.00	11,711.28	10,909.26	12,250.00	15,750.00	15,750.00
<b>Budget Notes</b>									
<b>Budget Code</b>	<b>Subject</b>								
City Commission	Motor Gas & Oil								
City Commission	Motor Oil & Gas								
<a href="#">001-5-4503-21700</a>	Minor Eq/Furniture	16,399.38	19,429.19	13,000.00	7,911.20	7,911.20	8,000.00	13,000.00	13,000.00
<b>Budget Notes</b>									
<b>Budget Code</b>	<b>Subject</b>								
City Commission	minor equipment								
<a href="#">001-5-4503-22400</a>	Medical Supplies	24.36	0.00	0.00	0.00	0.00	0.00	0.00	0.00
<a href="#">001-5-4503-22401</a>	Safety/First Aid	0.00	0.00	1,200.00	240.13	240.13	800.00	1,200.00	1,200.00
<b>Budget Notes</b>									
<b>Budget Code</b>	<b>Subject</b>								
City Commission	Safety/ First Aid								
	<b>Category: 20 - Supplies Total:</b>	<b>59,861.65</b>	<b>68,195.36</b>	<b>44,200.00</b>	<b>44,819.25</b>	<b>40,953.06</b>	<b>43,185.94</b>	<b>45,645.00</b>	<b>45,645.00</b>

General Funds

For Fiscal: 10/2017-09/2018 Period Ending: 09/30/2018

		2016	2017	2018	2018	2018	Defined Budgets		2019	2019
		Total Activity	Total Activity	Original Budget	Total Budget (Amended)	YTD Activity	2018 Expected Annual	2019 City Manager Proposed	2019 City Commission Adopted	
<b>Category: 30 - Services</b>										
<a href="#">001-5-4503-31100</a>	Communications	6,497.52	8,948.75	9,644.00	10,416.87	10,421.05	11,390.00	9,648.00	9,648.00	
<b>Budget Detail</b>										
<b>Budget Code</b>	<b>Description</b>	<b>Units</b>	<b>Price</b>	<b>Amount</b>						
City Commission	(1) MiFi device (\$50/mo)	12.00	50.00	600.00						
City Commission	(2) Smartphones (\$62/mo)	12.00	124.00	1,488.00						
City Commission	Internet svc for Brookshire Pool	12.00	150.00	1,800.00						
City Commission	Internet svc for DKP	12.00	250.00	3,000.00						
City Commission	Phone svc	12.00	230.00	2,760.00						
<a href="#">001-5-4503-31300</a>	Postage	28.50	122.81	150.00	40.00	0.00	40.00	106.00	106.00	
<b>Budget Notes</b>										
<b>Budget Code</b>	<b>Subject</b>	<b>Description</b>								
City Commission	Postage	For one roll of stamps and funds for mailing packets to Board Members, Grant Applications etc.								
<a href="#">001-5-4503-31400</a>	Professional Services	8,754.50	6,194.13	5,000.00	4,841.00	4,841.00	5,000.00	5,000.00	5,000.00	
<b>Budget Notes</b>										
<b>Budget Code</b>	<b>Subject</b>	<b>Description</b>								
City Commission	Professional Services	This line item is used to pay for Electricians and other contracted professionals to do repairs, etc. for parks.								
<a href="#">001-5-4503-31425</a>	Prof. Services-GPS	0.00	0.00	1,500.00	1,000.00	268.00	1,000.00	1,500.00	1,500.00	
<b>Budget Notes</b>										
<b>Budget Code</b>	<b>Subject</b>	<b>Description</b>								
City Commission	gps	204.25 per vehicle curently 3 vehicles asking for a new truck and trying to find a van for recreation.								
<a href="#">001-5-4503-31458</a>	Contractual Services	0.00	0.00	0.00	0.00	0.00	0.00	0.00	0.00	
<a href="#">001-5-4503-31495</a>	5K Event	0.00	0.00	0.00	0.00	0.00	0.00	0.00	0.00	
<a href="#">001-5-4503-31496</a>	Track Team	1,436.00	0.00	0.00	0.00	0.00	0.00	0.00	0.00	
<a href="#">001-5-4503-31497</a>	Swim Team Program	2,654.50	3,939.58	0.00	0.00	0.00	0.00	0.00	0.00	
<a href="#">001-5-4503-31498</a>	Adult Softball League	6,204.00	9,760.76	0.00	225.00	225.00	331.00	0.00	0.00	
<a href="#">001-5-4503-31499</a>	Recreational Programs	7,129.08	18,094.67	0.00	76.00	75.11	76.00	0.00	0.00	
<a href="#">001-5-4503-31500</a>	Printing and Publishing	3,535.00	5,063.78	2,205.00	2,507.77	2,507.77	2,610.00	2,205.00	2,205.00	
<b>Budget Notes</b>										
<b>Budget Code</b>	<b>Subject</b>	<b>Description</b>								
City Commission	move to 4513	this should be moved to rec 4513 these funds were used for printing summer brochure								
<a href="#">001-5-4503-31600</a>	Training and Travel	4,813.06	2,766.21	1,000.00	2,433.61	2,433.61	2,450.00	1,000.00	1,000.00	

General Funds

For Fiscal: 10/2017-09/2018 Period Ending: 09/30/2018

			Defined Budgets							
			2016	2017	2018	2018	2018	2018	2019	2019
			Total Activity	Total Activity	Original Budget	Total Budget (Amended)	YTD Activity	Expected Annual	City Manager Proposed	City Commission Adopted
<b>Budget Notes</b>	<b>Subject</b>	<b>Description</b>								
Budget Code										
City Commission	training and travel	Pesticide applicators license irrigation training								
<a href="#">001-5-4503-31700</a>	Membership and Dues		380.00	365.00	0.00	0.00	0.00	100.00	100.00	100.00
<b>Budget Notes</b>	<b>Subject</b>	<b>Description</b>								
Budget Code										
City Commission	Memberships	Texas Recreation & Parks Society for Susan Ivy								
<a href="#">001-5-4503-31800</a>	Equipment Rent		17,103.90	17,323.90	32,049.00	18,148.90	18,148.90	18,949.00	6,800.00	6,800.00
<b>Budget Notes</b>	<b>Subject</b>	<b>Description</b>								
Budget Code										
City Commission	equip rent	extra high lift for some ball fields								
<a href="#">001-5-4503-31900</a>	Catering		262.44	198.79	0.00	0.00	0.00	0.00	0.00	0.00
<a href="#">001-5-4503-32100</a>	State Fees		0.00	62.80	100.00	100.00	63.30	100.00	100.00	100.00
<b>Budget Notes</b>	<b>Subject</b>	<b>Description</b>								
Budget Code										
City Commission	state fees	tceq fees for water usage in creek								
<a href="#">001-5-4503-32300</a>	Utilities		144,581.21	71,266.04	0.00	0.00	0.00	0.00	0.00	0.00
<a href="#">001-5-4503-32400</a>	Laundry		2,226.73	1,886.86	2,100.00	2,100.00	2,077.63	2,100.00	2,100.00	2,100.00
<b>Budget Notes</b>	<b>Subject</b>	<b>Description</b>								
Budget Code										
City Commission	Uniforms	For 7 full time and 1 part time maintenance worker								
<a href="#">001-5-4503-32500</a>	Medical Treatment		0.00	0.00	200.00	0.00	0.00	0.00	200.00	200.00
<b>Budget Notes</b>	<b>Subject</b>	<b>Description</b>								
Budget Code										
City Commission	Medical Treatment	For an emergency situation where a fee for medical treatment is required for any staff member								
<a href="#">001-5-4503-34001</a>	Advertising Services		1,226.00	1,946.01	2,000.00	1,060.00	1,059.90	1,060.00	750.00	750.00
<b>Budget Notes</b>	<b>Subject</b>	<b>Description</b>								
Budget Code										
City Commission	advertising	this would be for park closings, etc.								
<a href="#">001-5-4503-34200</a>	CC Discount Fees		0.00	518.66	100.00	100.00	60.86	100.00	100.00	100.00

General Funds

For Fiscal: 10/2017-09/2018 Period Ending: 09/30/2018

						Defined Budgets			
		2016	2017	2018	2018	2018	2018	2019	2019
		Total Activity	Total Activity	Original Budget	Total Budget (Amended)	YTD Activity	Expected Annual	City Manager Proposed	City Commission Adopted
<a href="#">001-5-4503-37500</a>	Miscellaneous Bank Expenses	0.00	0.00	0.00	39.00	39.00	39.00	0.00	0.00
<b>Category: 30 - Services Total:</b>		<b>206,832.44</b>	<b>148,458.75</b>	<b>56,048.00</b>	<b>43,088.15</b>	<b>42,221.13</b>	<b>45,345.00</b>	<b>29,609.00</b>	<b>29,609.00</b>
<b>Category: 40 - Repairs</b>									
<a href="#">001-5-4503-41100</a>	Vehicle Maintenance	375.99	6,443.99	5,000.00	6,700.00	9,860.27	6,800.00	5,000.00	5,000.00
<b>Budget Notes</b>	<b>Subject</b>	<b>Description</b>							
City Commission	Vehicle Maintenance	to provide routine maintenance and repair when needed for 2010 FORD F-150							
		2012 FORD F-150							
		2006 Dodge Ram from Task Force							
<a href="#">001-5-4503-41400</a>	Equipment Maintenance	4,697.82	3,569.55	9,000.00	14,271.29	8,880.02	11,396.16	9,000.00	9,000.00
<b>Budget Notes</b>	<b>Subject</b>	<b>Description</b>							
City Commission	Equipment Maintenance	For routine maintenance and unexpected repairs to 2013 John Deere Tractor and 2 mowing units.							
		2 very old Scag Mowers							
		2 2013 John Deere Zero Turn Mowers.							
		2013 Gator							
		and any other equipment such as Air Conditioners, etc in need of repair							
<b>Category: 40 - Repairs Total:</b>		<b>5,073.81</b>	<b>10,013.54</b>	<b>14,000.00</b>	<b>20,971.29</b>	<b>18,740.29</b>	<b>18,196.16</b>	<b>14,000.00</b>	<b>14,000.00</b>
<b>Category: 50 - Maintenance</b>									
<a href="#">001-5-4503-51100</a>	Building Maintenance	9,338.85	461.91	0.00	0.00	0.00	0.00	0.00	0.00
<a href="#">001-5-4503-52115</a>	Jet Rehab Kleberg Park	0.00	0.00	0.00	0.00	0.00	0.00	0.00	0.00
<a href="#">001-5-4503-59100</a>	Grounds & Perm Fixtures	7,783.87	10,213.12	0.00	1,133.73	1,133.73	1,135.00	4,607.00	4,607.00
<b>Budget Detail</b>	<b>Description</b>	<b>Units</b>	<b>Price</b>	<b>Amount</b>					
City Commission	18-19 Replace 10 backflow preventors	0.00	0.00	4,607.00					
<a href="#">001-5-4503-59105</a>	Bandstand Relocation	0.00	0.00	0.00	0.00	0.00	0.00	500.00	500.00
<b>Budget Notes</b>	<b>Subject</b>	<b>Description</b>							
City Commission	bandstand	paint and misc repair when needed							
<a href="#">001-5-4503-59110</a>	Brookshire Park-1	0.00	0.00	1,000.00	0.00	0.00	0.00	1,000.00	1,000.00
<b>Budget Notes</b>	<b>Subject</b>	<b>Description</b>							
City Commission	Brookshire Park 1	For Minor Repairs to Park fencing or equipment							
<a href="#">001-5-4503-59111</a>	Brookshire Park-Pool	0.00	0.00	2,000.00	900.00	1,175.00	1,800.00	2,000.00	2,000.00



General Funds

For Fiscal: 10/2017-09/2018 Period Ending: 09/30/2018

			Defined Budgets							
			2016	2017	2018	2018	2018	2019	2019	
			Total Activity	Total Activity	Original Budget	Total Budget (Amended)	YTD Activity	Expected Annual	City Manager Proposed	City Commission Adopted
<b>Budget Notes</b>	<b>Subject</b>	<b>Description</b>								
<b>Budget Code</b>										
City Commission	B rookshire Park Pool	For repairs to fencing, signage and equipment								
<a href="#">001-5-4503-59112</a>	Corral Park		0.00	0.00	1,000.00	113.92	113.92	200.00	1,000.00	1,000.00
<b>Budget Notes</b>	<b>Subject</b>	<b>Description</b>								
<b>Budget Code</b>										
City Commission	Corral Park	For repairs to signage, equipment and fencing								
<a href="#">001-5-4503-59113</a>	Dick Kleberg Park		0.00	0.00	7,000.00	8,078.40	7,878.40	8,079.00	7,000.00	7,000.00
<b>Budget Notes</b>	<b>Subject</b>	<b>Description</b>								
<b>Budget Code</b>										
City Commission	Dick Kleberg Park	For repairs to signage, fencing or equipment								
<a href="#">001-5-4503-59114</a>	Flato Park		0.00	0.00	1,000.00	0.00	0.00	800.00	1,000.00	1,000.00
<b>Budget Notes</b>	<b>Subject</b>	<b>Description</b>								
<b>Budget Code</b>										
City Commission	Flato Park	to repair signage, fencing and equipment								
<a href="#">001-5-4503-59115</a>	Flores Park		0.00	0.00	1,000.00	0.00	924.00	800.00	1,000.00	1,000.00
<b>Budget Notes</b>	<b>Subject</b>	<b>Description</b>								
<b>Budget Code</b>										
City Commission	Flores Park	For repairs to fencing, signage and equipment								
<a href="#">001-5-4503-59116</a>	Thompson Park		0.00	0.00	1,000.00	521.51	310.16	800.00	1,000.00	1,000.00
<b>Budget Notes</b>	<b>Subject</b>	<b>Description</b>								
<b>Budget Code</b>										
City Commission	Thompson Park	For repairs to signage, fencing and equipment								
<a href="#">001-5-4503-59117</a>	Dog Park		0.00	0.00	0.00	0.00	0.00	0.00	0.00	0.00
<b>Category: 50 - Maintenance Total:</b>			<b>17,122.72</b>	<b>10,675.03</b>	<b>14,000.00</b>	<b>10,747.56</b>	<b>11,535.21</b>	<b>13,614.00</b>	<b>19,107.00</b>	<b>19,107.00</b>
<b>Category: 60 - Leases</b>										
<a href="#">001-5-4503-64100</a>	Operating Lease		49.21	2,291.40	0.00	2,600.00	2,638.94	2,600.00	2,400.00	2,400.00
<a href="#">001-5-4503-64200</a>	Capital Lease-Principle		2,136.91	3,329.42	3,642.00	3,642.00	3,641.39	3,642.00	1,289.00	1,289.00
<b>Budget Detail</b>	<b>Description</b>	<b>Units</b>	<b>Price</b>	<b>Amount</b>						
<b>Budget Code</b>										
City Commission	Walk Behind Scrubber-Final payment	0.00	0.00	1,289.00						
<a href="#">001-5-4503-64201</a>	Capital Lease-Interest		487.73	607.54	296.00	296.00	295.57	296.00	25.00	25.00

General Funds

For Fiscal: 10/2017-09/2018 Period Ending: 09/30/2018

		2016		2017	2018	2018	Defined Budgets		2019	2019
		Total Activity	Total Activity	Total Activity	Original Budget	Total Budget (Amended)	2018 YTD Activity	2018 Expected Annual	City Manager Proposed	City Commission Adopted
<b>Budget Detail</b>										
<b>Budget Code</b>	<b>Description</b>	<b>Units</b>	<b>Price</b>	<b>Amount</b>						
City Commission	Walk Behind Scrubber-Final Payment	0.00	0.00	25.00						
	<b>Category: 60 - Leases Total:</b>		<b>2,673.85</b>	<b>6,228.36</b>	<b>3,938.00</b>	<b>6,538.00</b>	<b>6,575.90</b>	<b>6,538.00</b>	<b>3,714.00</b>	<b>3,714.00</b>
	<b>Category: 70 - Capital Outlay</b>									
<a href="#">001-5-4503-71200</a>	Machinery/Equipment		16,296.00	0.00	0.00	2,177.00	2,177.00	2,200.00	0.00	0.00
<a href="#">001-5-4503-71201</a>	Parks Capital Projects		0.00	0.00	0.00	0.00	0.00	0.00	0.00	0.00
<a href="#">001-5-4503-71224</a>	Splash Pad		0.00	0.00	0.00	0.00	0.00	0.00	15,000.00	15,000.00
<b>Budget Notes</b>										
<b>Budget Code</b>	<b>Subject</b>									
City Commission	FY 18-19 Approved Supplemental Request									
	<b>Description</b>									
	Splash pad fencing									
<a href="#">001-5-4503-71309</a>	Parks-Dog Park		0.00	0.00	0.00	35,500.00	0.00	0.00	35,500.00	35,500.00
<a href="#">001-5-4503-72600</a>	Computers & Equipment		0.00	0.00	0.00	2,673.79	2,673.79	2,600.00	0.00	0.00
	<b>Category: 70 - Capital Outlay Total:</b>		<b>16,296.00</b>	<b>0.00</b>	<b>0.00</b>	<b>40,350.79</b>	<b>4,850.79</b>	<b>4,800.00</b>	<b>50,500.00</b>	<b>50,500.00</b>
	<b>Division: 4503 - Parks Maintenance Total:</b>		<b>771,820.35</b>	<b>689,917.84</b>	<b>442,802.00</b>	<b>469,962.69</b>	<b>399,558.44</b>	<b>434,270.10</b>	<b>435,796.00</b>	<b>435,796.00</b>

General Funds

For Fiscal: 10/2017-09/2018 Period Ending: 09/30/2018

						Defined Budgets			
		2016	2017	2018	2018	2018	2018	2019	2019
		Total Activity	Total Activity	Original Budget	Total Budget (Amended)	YTD Activity	Expected Annual	City Manager Proposed	City Commission Adopted
<b>Division: 4513 - Parks-Recreational Programs</b>									
<a href="#">001-4-4513-58003</a>	Park Donations	0.00	0.00	0.00	16,005.00	18,659.00	16,109.00	0.00	0.00
<a href="#">001-4-4513-58050</a>	Rec Hall Rental Fees	0.00	0.00	22,000.00	22,000.00	15,804.40	15,695.00	26,000.00	26,000.00
<b>Budget Notes</b>	<b>Subject</b>	<b>Description</b>							
City Commission	rec hall rental increased fee	rec hall rental fee increased by 100 to \$300 per day. i believe current year(17/18) is low due to weather and reflects partial year at old rate of 200. i am not sure how public will receive 300.00 per day rent. It is more in line with market rates							
<a href="#">001-4-4513-58051</a>	Field Rental Fees	0.00	0.00	6,000.00	6,000.00	1,708.75	6,000.00	6,000.00	6,000.00
<a href="#">001-4-4513-58053</a>	BBQ Rental Fees	0.00	0.00	500.00	500.00	900.00	800.00	500.00	500.00
<b>Budget Notes</b>	<b>Subject</b>	<b>Description</b>							
City Commission	bbq rental	extremes in weather winter and summer and condition of building keep this facility from higher rentals. it is not climate controlled so it is cold in extreme winter and very hot in summer for an outdoor venue. Staff continues to move forward with improvements to this facility.							
<a href="#">001-4-4513-58054</a>	Electricity Fees	0.00	0.00	1,500.00	1,500.00	2,287.50	2,250.00	1,500.00	1,500.00
<a href="#">001-4-4513-58056</a>	Concession Rental Revenue	0.00	0.00	1,000.00	1,000.00	1,048.26	1,000.00	1,000.00	1,000.00
<a href="#">001-4-4513-58058</a>	Adult Softball League Fees	0.00	0.00	15,000.00	15,000.00	9,109.50	12,000.00	13,000.00	13,000.00
<a href="#">001-4-4513-58059</a>	Adult Softball League-Tourname...	0.00	0.00	0.00	0.00	1,960.00	4,000.00	1,500.00	1,500.00
<a href="#">001-4-4513-58060</a>	Swim Lessons	0.00	0.00	5,000.00	5,000.00	5,640.00	5,620.00	5,000.00	5,000.00
<a href="#">001-4-4513-58061</a>	Pool Party Rental	0.00	0.00	2,000.00	2,000.00	4,645.00	3,115.00	2,000.00	2,000.00
<a href="#">001-4-4513-58062</a>	Swim Team Registration	0.00	0.00	2,500.00	2,500.00	0.00	0.00	0.00	0.00
<b>Budget Notes</b>	<b>Subject</b>	<b>Description</b>							
City Commission	swim team	going private organization by parents this year. kept some funds in budget to continue city partnership							
<a href="#">001-4-4513-58063</a>	Summer Market	0.00	0.00	0.00	0.00	0.00	0.00	0.00	0.00
<a href="#">001-4-4513-58064</a>	Kids BBQ Registration	0.00	0.00	0.00	0.00	0.00	0.00	0.00	0.00
<a href="#">001-4-4513-58065</a>	Swimming Pool Admission-Open ...	0.00	0.00	8,000.00	8,000.00	10,052.00	8,000.00	8,000.00	8,000.00
<a href="#">001-4-4513-58066</a>	Swimming Pool Admission-Aerob...	0.00	0.00	250.00	250.00	294.00	250.00	250.00	250.00
<a href="#">001-4-4513-58067</a>	Swimming Pool Admission-Nite ...	0.00	0.00	5,000.00	5,000.00	4,136.00	5,000.00	5,000.00	5,000.00
<a href="#">001-4-4513-58068</a>	5k Registration	0.00	0.00	0.00	0.00	0.00	0.00	200.00	200.00
<a href="#">001-4-4513-58069</a>	Downtown Pavilion Rental Fees	0.00	0.00	500.00	500.00	187.50	300.00	500.00	500.00
<a href="#">001-4-4513-58070</a>	Centennial Bandstand Rental Fees	0.00	0.00	0.00	0.00	0.00	0.00	0.00	0.00
<a href="#">001-4-4513-58071</a>	Recreation Fees	0.00	0.00	0.00	0.00	4,739.00	4,700.00	7,000.00	7,000.00

General Funds

For Fiscal: 10/2017-09/2018 Period Ending: 09/30/2018

			Defined Budgets							
			2016	2017	2018	2018	2018	2018	2019	2019
			Total Activity	Total Activity	Original Budget	Total Budget (Amended)	YTD Activity	Expected Annual	City Manager Proposed	City Commission Adopted
<b>Budget Notes</b>										
<b>Budget Code</b>	<b>Subject</b>	<b>Description</b>								
City Commission	recreation fees	6000.00 from summer camp								
<a href="#">001-4-4513-58073</a>	Swimming Pool Admission-Senio...		0.00	0.00	0.00	0.00	414.00	200.00	200.00	200.00
<a href="#">001-4-4513-58074</a>	Swimming Pool Admission-Volle...		0.00	0.00	0.00	0.00	560.00	236.00	0.00	0.00
<b>Budget Notes</b>										
<b>Budget Code</b>	<b>Subject</b>	<b>Description</b>								
City Commission	change name to teen night	change name to teen night								
<a href="#">001-4-4513-99000</a>	Miscellaneous		0.00	0.00	0.00	0.00	0.00	0.00	0.00	0.00
<b>Division: 4513 - Parks-Recreational Programs Total:</b>			<b>0.00</b>	<b>0.00</b>	<b>69,250.00</b>	<b>85,255.00</b>	<b>82,144.91</b>	<b>85,275.00</b>	<b>77,650.00</b>	<b>77,650.00</b>
<b>AcctType: 4 - Revenue Total:</b>			<b>921,001.92</b>	<b>1,045,463.39</b>	<b>896,750.00</b>	<b>945,755.00</b>	<b>826,455.29</b>	<b>888,163.00</b>	<b>957,650.00</b>	<b>957,650.00</b>

General Funds

For Fiscal: 10/2017-09/2018 Period Ending: 09/30/2018

		2016	2017	2018	2018	Defined Budgets		2019	2019
		Total Activity	Total Activity	Original Budget	Total Budget (Amended)	2018 YTD Activity	2018 Expected Annual	City Manager Proposed	City Commission Adopted
<b>Division: 4513 - Parks-Recreational Programs</b>									
<b>Category: 10 - Personnel Services</b>									
<a href="#">001-5-4513-11100</a>	Salaries & Wages	0.00	0.00	51,839.00	87,700.00	67,325.25	87,700.00	118,133.00	118,133.00
<a href="#">001-5-4513-11200</a>	Overtime	0.00	0.00	0.00	1,000.00	1,478.25	1,150.00	0.00	0.00
<a href="#">001-5-4513-11400</a>	Retirement - TMRS	0.00	0.00	4,941.00	50.00	291.54	50.00	1,878.00	1,878.00
<a href="#">001-5-4513-11500</a>	FICA	0.00	0.00	3,966.00	6,710.00	5,376.96	6,710.00	9,038.00	9,038.00
<a href="#">001-5-4513-11600</a>	Group Health Insurance	0.00	0.00	0.00	90.00	2,410.12	90.00	14,234.00	14,234.00
<a href="#">001-5-4513-11700</a>	Workers' Compensation	0.00	0.00	926.00	946.00	996.81	946.00	1,274.00	1,274.00
<a href="#">001-5-4513-11800</a>	Unemployment Compensation	0.00	0.00	1,296.00	1,296.00	2,358.54	2,125.00	2,567.00	2,567.00
<a href="#">001-5-4513-12300</a>	Life Insurance	0.00	0.00	0.00	0.00	3.78	0.00	48.00	48.00
<b>Category: 10 - Personnel Services Total:</b>		<b>0.00</b>	<b>0.00</b>	<b>62,968.00</b>	<b>97,792.00</b>	<b>80,241.25</b>	<b>98,771.00</b>	<b>147,172.00</b>	<b>147,172.00</b>
<b>Category: 20 - Supplies</b>									
<a href="#">001-5-4513-21100</a>	Supplies	0.00	0.00	1,000.00	1,000.00	846.86	1,000.00	1,000.00	1,000.00
<b>Budget Notes</b>									
<b>Budget Code</b>	<b>Subject</b>	<b>Description</b>							
City Commission	Supplies	misc. things to assist with decorating, setting up and storage for our Recreational Programming and special events.							
<a href="#">001-5-4513-21200</a>	Uniforms & Personal Wear	0.00	0.00	450.00	450.00	433.83	450.00	450.00	450.00
<b>Budget Notes</b>									
<b>Budget Code</b>	<b>Subject</b>	<b>Description</b>							
City Commission	City/Event shirts to identify staff	Rec 10 pool 15 = 25 x 10 x 3 = 750.00 to request added money of 300.00 during summer the rec and pool are worn daily. so we get them two then one for special events.							
<a href="#">001-5-4513-21401</a>	Pool Chemicals	0.00	0.00	12,000.00	14,000.00	13,471.12	14,000.00	18,000.00	18,000.00
<b>Budget Notes</b>									
<b>Budget Code</b>	<b>Subject</b>	<b>Description</b>							
City Commission	FY18-19 Approved	\$6,000 - Permanent - Increase in Pool Chemicals							
City Commission	pool chemicals	\$12,000 - Core Budget - will need to add more funding here to fund what is needed at brookshire pool. extended schedule plus more for kiddie pool and splash pad. supplemental request							
<a href="#">001-5-4513-21700</a>	Minor Equip/Furniture	0.00	0.00	250.00	5,800.00	5,819.99	5,800.00	250.00	250.00
<b>Budget Notes</b>									
<b>Budget Code</b>	<b>Subject</b>	<b>Description</b>							
City Commission	minor equipment	mto assist with larger tarp for outdoor/pool movie screen							
<a href="#">001-5-4513-22401</a>	Safety / First Aid	0.00	0.00	250.00	250.00	577.06	578.00	250.00	250.00

General Funds

For Fiscal: 10/2017-09/2018 Period Ending: 09/30/2018

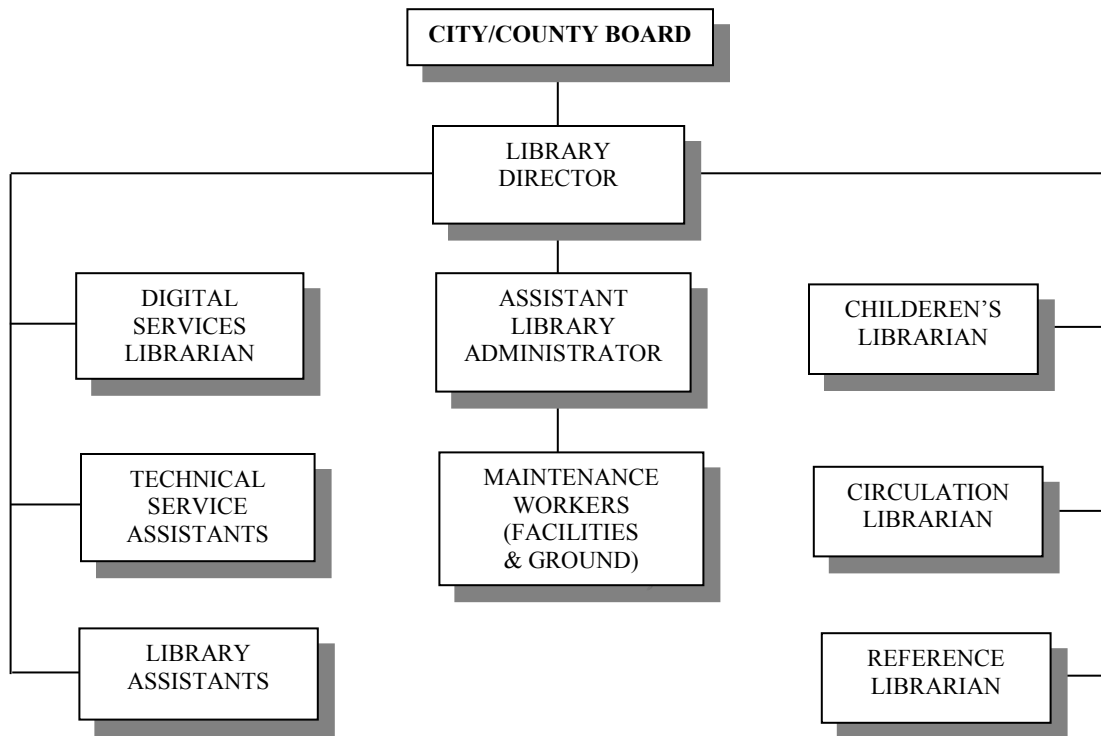
			Defined Budgets							
			2016	2017	2018	2018	2018	2018	2019	2019
			Total Activity	Total Activity	Original Budget	Total Budget (Amended)	YTD Activity	Expected Annual	City Manager Proposed	City Commission Adopted
<b>Budget Notes</b>	<b>Subject</b>	<b>Description</b>								
Budget Code	City Commission	Safety First Aid	To keep first aid kits stocked for rec programs and pool. Also to purchase cpr masks for lifeguard use.							
<b>Category: 20 - Supplies Total:</b>			<b>0.00</b>	<b>0.00</b>	<b>13,950.00</b>	<b>21,500.00</b>	<b>21,148.86</b>	<b>21,828.00</b>	<b>19,950.00</b>	<b>19,950.00</b>
<b>Category: 30 - Services</b>										
<a href="#">001-5-4513-31441</a>	Special Events & Festivals		0.00	0.00	0.00	1,593.61	1,593.61	1,593.61	9,000.00	9,000.00
<b>Budget Notes</b>	<b>Subject</b>	<b>Description</b>								
Budget Code	City Commission	FY18-19 Approved	\$2,000 - Permanent - Increase in Special Events/Festivals							
City Commission	special event /festival		\$7,000 - Core Budget - breaking out 7000.00 from rec programs							
			snow day children's safe trick or treating this was expensive Ranch Hand Festival Fiesta Loteria Juneteenth or MLK							
<a href="#">001-5-4513-31495</a>	5k Event		0.00	0.00	2,000.00	600.00	281.70	600.00	1,600.00	1,600.00
<b>Budget Notes</b>	<b>Subject</b>	<b>Description</b>								
Budget Code	City Commission	5k Event	Spring Pot o' Gold Run/Walk Summer Mud Run/Walk Back to School Run/Walk Winter Break Run/Walk							
<a href="#">001-5-4513-31496</a>	Track Team		0.00	0.00	1,400.00	2,500.00	1,572.00	2,500.00	1,400.00	1,400.00
<b>Budget Notes</b>	<b>Subject</b>	<b>Description</b>								
Budget Code	City Commission	Track Team	City Parks & Recreation remains a Partner with TAMUK in providing this great Summer youth Track Program coached by Student Athletes from TAMUK							
<a href="#">001-5-4513-31497</a>	Swim Team		0.00	0.00	4,000.00	842.94	0.00	2,500.00	1,400.00	1,400.00
<b>Budget Notes</b>	<b>Subject</b>	<b>Description</b>								
Budget Code	City Commission	Swim Team	For City of Kingsville Parks to remain a partner with Kingsville Swim Team to provide this great summer programming for a few years until their newly formed Non profit stand alone Swim Team is more stable. This assistance would help with sanctioning fees and uniforms. C							
<a href="#">001-5-4513-31498</a>	Adult Softball League		0.00	0.00	10,000.00	10,000.00	3,380.65	8,000.00	10,000.00	10,000.00
<b>Budget Notes</b>	<b>Subject</b>	<b>Description</b>								
Budget Code	City Commission	Adult Softball League	To pay all expenses related to operation of Adult Softball League and to assist with supplies for marking fields, etc.							

General Funds

For Fiscal: 10/2017-09/2018 Period Ending: 09/30/2018

						Defined Budgets			
		2016	2017	2018	2018	2018	2018	2019	2019
		Total Activity	Total Activity	Original Budget	Total Budget (Amended)	YTD Activity	Expected Annual	City Manager Proposed	City Commission Adopted
<a href="#">001-5-4513-31499</a>	Recreational Programs	0.00	0.00	17,171.00	27,486.00	28,561.22	26,286.00	10,171.00	10,171.00
<b>Budget Notes</b>									
<b>Budget Code</b>	<b>Subject</b>								
City Commission	Recreation Programming								
	<b>Description</b>								
	Pinterest in the Park Adult/Family art/craft projects								
	Winter Break Arts & Outdoors Days								
	Mock New Year's Dance teen								
	Spring Break Kide Day and Arts & Outdoors Days								
	National Kids to Parks Day in May								
	Summer Programming Arts & Outdoors & Adventure Trips								
	Cooking Classes								
	Adult Art Classes								
	Nom/Dad & me Tot Arts & Outdoors								
<a href="#">001-5-4513-31500</a>	Printing & Publishing	0.00	0.00	0.00	0.00	0.00	0.00	0.00	0.00
<b>Budget Notes</b>									
<b>Budget Code</b>	<b>Subject</b>								
City Commission	Printing & Publishing								
	<b>Description</b>								
	Funding to be transferred from 4503								
	To publish our Summer Activities Brochure and to begin development of Rental Facilities and Athletic Facilities brochures for advertising our Parks.								
<a href="#">001-5-4513-31600</a>	Training & Travel	0.00	0.00	500.00	230.02	230.00	230.00	1,500.00	1,500.00
<b>Budget Notes</b>									
<b>Budget Code</b>	<b>Subject</b>								
City Commission	Training & Travel								
	<b>Description</b>								
	Training for Rec and Pool Staff in Water Safety, Kayaking, CPR, Childhood Development and Outdoor Education								
<a href="#">001-5-4513-34001</a>	Advertising Services	0.00	0.00	1,000.00	2,500.00	2,478.42	2,500.00	3,000.00	3,000.00
<b>Budget Notes</b>									
<b>Budget Code</b>	<b>Subject</b>								
City Commission	Advertising								
	<b>Description</b>								
	To advertise our events, programming and facilities in Kingsville Record and Facebook.								
<a href="#">001-5-4513-34200</a>	CC Discount Fees	0.00	0.00	0.00	2,000.00	2,012.20	2,000.00	2,250.00	2,250.00
<b>Budget Notes</b>									
<b>Budget Code</b>	<b>Subject</b>								
City Commission	CC Discount Fees								
	<b>Description</b>								
	These are fees from Active Net Program								
<b>Category: 30 - Services Total:</b>		<b>0.00</b>	<b>0.00</b>	<b>36,071.00</b>	<b>47,752.57</b>	<b>40,109.80</b>	<b>46,209.61</b>	<b>40,321.00</b>	<b>40,321.00</b>
<b>Division: 4513 - Parks-Recreational Programs Total:</b>		<b>0.00</b>	<b>0.00</b>	<b>112,989.00</b>	<b>167,044.57</b>	<b>141,499.91</b>	<b>166,808.61</b>	<b>207,443.00</b>	<b>207,443.00</b>
<b>AcctType: 5 - Expense Total:</b>		<b>1,251,092.65</b>	<b>1,460,620.36</b>	<b>1,431,186.00</b>	<b>1,471,991.00</b>	<b>1,312,356.89</b>	<b>1,440,380.67</b>	<b>1,493,994.00</b>	<b>1,493,994.00</b>
<b>Department : 450 - Parks &amp; Recreation Surplus (Deficit):</b>		<b>-330,090.73</b>	<b>-415,156.97</b>	<b>-534,436.00</b>	<b>-526,236.00</b>	<b>-485,901.60</b>	<b>-552,217.67</b>	<b>-536,344.00</b>	<b>-536,344.00</b>

# LIBRARY



## DESCRIPTION

The Robert J. Kleberg Public Library is a City-County public library that provides comprehensive library resources and services to residents of Kleberg County. The Woman’s Club of Kingsville founded the public library on February 23, 1909. The Library is staffed by 9 full-time and 3 part-time employees. The library is funded equally by the City of Kingsville and the County of Kleberg, Texas. The Public Library is a member of The Central Texas Library System and is accredited by the Texas State Library and Archives Commission.

## DEPARTMENT ACCOMPLISHMENTS







### FY17-18

As of September 30, 2017, the library’s 10,250 square-foot facility housed more than 53,000 items for leisure and research use. Throughout the year, the library averages over 46,000 visits. The library has over 34,000 registered patrons and has a circulation of approximately 33,000 items annually. Serving the needs of a diverse, multicultural community is a major component of the library’s programming. Throughout the year, the library conducts various community outreach events via the Bookmobile to raise library visibility. Over 8,800 patrons engage in the library’s author lectures and book signing events, the summer reading and activities programs, toddler story times, and other special events. The library offers digital and electronic resources and services such as electronic books, audiobooks, databases, streaming movies, free high-speed broadband Internet, Wi-Fi Internet access, Wi-Fi web printing, computer labs, a STREAM (Science,



Technology, Reading, Engineering, Art and Mathematics) Makerspace lab, an employment resource and testing center, public printers, and typewriters. In 2017, approximately 21,000 patrons utilized these digital and electronic resources and services.

GOALS & OBJECTIVES

Goals & Objectives	City Commission Vision
<p><b>Goal:</b> Confirm the Library’s role as a relevant, responsive, and effective service provider today and in the future.</p> <p><b>Objective:</b> Improve library spaces for access and education and eliminate unnecessary barriers to service.</p>	 Superior City Services  Quality of Life
<p><b>Goal:</b> Position the Library to take advantage of development, funding, and partnership opportunities.</p> <p><b>Objective:</b> Measure, evaluate, and communicate our value and our impact.</p>	 Superior City Services
<p><b>Goal:</b> Ensure the Library’s long-term vitality and sustainability.</p> <p><b>Objective:</b> Use quantitative and qualitative data to improve collections, services, programs, and experiences.</p>	 Superior City Services
<p><b>Goal:</b> Create a clear, transparent, and implementable vision for services and facilities that elected leadership, community stakeholders, and Kleberg County citizens will support.</p> <p><b>Objective:</b> Collaborate to achieve the library’s vision and mission.</p>	 Community Involvement  Superior City Services

## FY 18-19 BUDGET HIGHLIGHTS

Division	Change	Personnel	Operations	Capital Outlay	Total Changes
FY 17-18 Original Budget	\$286,504	\$210,028	\$76,476	\$0	\$286,504
FY 18-19 Adopted Budget	\$280,671	\$202,194	\$78,477	\$0	\$280,671
4600 - Library	(\$5,833)	(\$7,834)	\$2,001	\$0	(\$5,833)

## Change Description

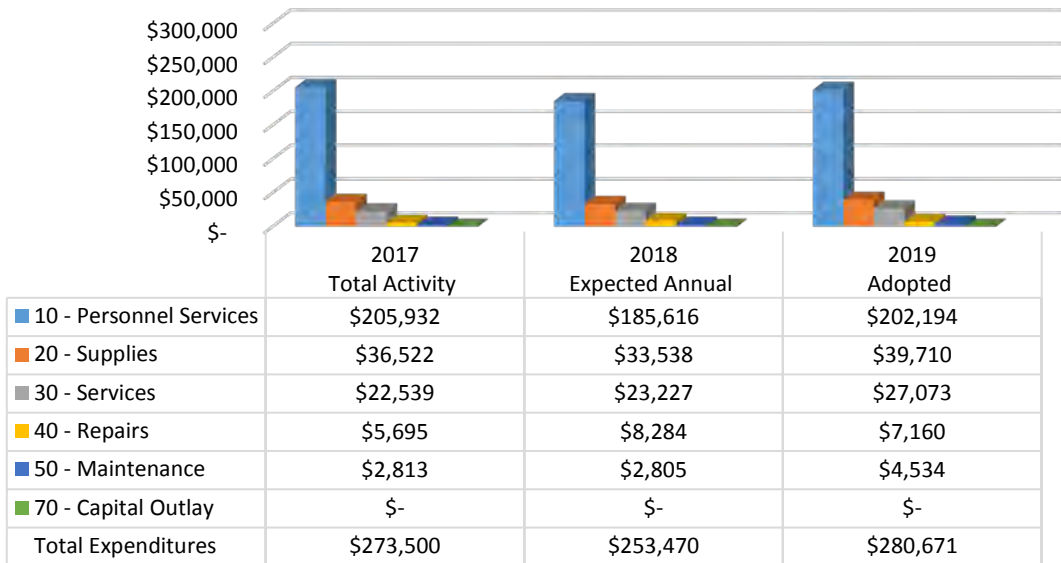
## Personnel

- 2% COLA increases - \$5,685
- Anniversary increases - \$2,083
- Decrease in TMRS rate
- Decrease in Workers Comp Experience modifier rate
- Decrease in salaries due to change in staffing
- Change in health insurance coverage election

## Operations

- **Overall Supplies Category:**
  - Increase in supplies, and computers
  - Decrease in motor gas & oil,
- **Overall Services Category:**
  - Decrease in memberships, catering, and utilities
- **Overall Repairs Category:**
  - Increase in equipment maintenance
  - Decrease in vehicle maintenance
- **Overall Maintenance Category:**
  - Decrease in building maintenance

### Department 460-Library



10 - Personnel Services 20 - Supplies 30 - Services 40 - Repairs 50 - Maintenance 70 - Capital Outlay

General Funds

For Fiscal: 10/2017-09/2018 Period Ending: 09/30/2018

Department : 460 - Library  
 AcctType: 4 - Revenue  
 Division: 4600 - Library

	2016 Total Activity	2017 Total Activity	2018 Original Budget	2018 Total Budget (Amended)	2018 YTD Activity	Defined Budgets 2018 Expected Annual	2019 City Manager Proposed	2019 City Commission Adopted
<a href="#">001-4-4600-72030</a> Donations	0.00	0.00	0.00	0.00	0.00	0.00	0.00	0.00
<a href="#">001-4-4600-72035</a> Book Grants	0.00	0.00	0.00	0.00	0.00	0.00	0.00	0.00
<b>Division: 4600 - Library Total:</b>	<b>0.00</b>	<b>0.00</b>	<b>0.00</b>	<b>0.00</b>	<b>0.00</b>	<b>0.00</b>	<b>0.00</b>	<b>0.00</b>
<b>AcctType: 4 - Revenue Total:</b>	<b>0.00</b>	<b>0.00</b>	<b>0.00</b>	<b>0.00</b>	<b>0.00</b>	<b>0.00</b>	<b>0.00</b>	<b>0.00</b>

General Funds

For Fiscal: 10/2017-09/2018 Period Ending: 09/30/2018

		2016	2017	2018	2018	2018	Defined Budgets		2019	2019
		Total Activity	Total Activity	Original Budget	Total Budget (Amended)	YTD Activity	2018 Expected Annual	2019 City Manager Proposed	2019 City Commission Adopted	
<b>AcctType: 5 - Expense</b>										
<b>Division: 4600 - Library</b>										
<b>Category: 10 - Personnel Services</b>										
<a href="#">001-5-4600-11100</a>	Salaries & Wages	276,880.54	282,920.67	289,297.00	289,297.00	244,503.23	252,266.24	286,898.00	286,898.00	
<a href="#">001-5-4600-11200</a>	Overtime	0.00	0.00	0.00	0.00	0.00	0.00	0.00	0.00	
<a href="#">001-5-4600-11400</a>	Retirement - TMRS	23,979.63	22,792.63	27,570.00	27,570.00	19,261.87	19,330.00	21,717.00	21,717.00	
<a href="#">001-5-4600-11500</a>	FICA	20,371.64	20,869.33	22,132.00	22,132.00	18,117.53	19,298.37	22,180.00	22,180.00	
<a href="#">001-5-4600-11600</a>	Group Health Insurance	77,137.00	83,925.00	77,206.00	77,206.00	63,408.07	77,206.00	70,002.00	70,002.00	
<a href="#">001-5-4600-11700</a>	Workers' Compensation	608.82	622.89	638.00	638.00	359.66	370.00	386.00	386.00	
<a href="#">001-5-4600-11800</a>	Unemployment Compensation	1,921.72	223.47	2,700.00	2,700.00	1,648.43	2,329.00	2,700.00	2,700.00	
<a href="#">001-5-4600-12300</a>	Life Insurance	523.94	509.40	513.00	513.00	458.64	432.00	505.00	505.00	
<a href="#">001-5-4600-19800</a>	County 1/2 sal/ben	-200,711.70	-205,931.84	-210,028.00	-210,028.00	-145,464.50	-185,615.81	-202,194.00	-202,194.00	
<b>Category: 10 - Personnel Services Total:</b>		<b>200,711.59</b>	<b>205,931.55</b>	<b>210,028.00</b>	<b>210,028.00</b>	<b>202,292.93</b>	<b>185,615.80</b>	<b>202,194.00</b>	<b>202,194.00</b>	
<b>Category: 20 - Supplies</b>										
<a href="#">001-5-4600-21100</a>	Supplies	6,270.94	4,662.69	3,254.00	4,049.00	2,895.27	4,049.00	3,900.00	3,900.00	
<b>Budget Detail</b>										
<b>Budget Code</b>	<b>Description</b>	<b>Units</b>	<b>Price</b>	<b>Amount</b>						
City Commission	Copier/fax supplies	0.00	0.00	250.00						
City Commission	Custodial supplies	0.00	0.00	750.00						
City Commission	Office supplies	0.00	0.00	2,900.00						
<a href="#">001-5-4600-21500</a>	Motor Gas & Oil	374.34	241.03	574.00	574.00	163.75	500.00	525.00	525.00	
<b>Budget Notes</b>										
<b>Budget Code</b>	<b>Subject</b>	<b>Description</b>								
City Commission	Motor Gas & Oil	1 Vehicle								
<a href="#">001-5-4600-21700</a>	Minor Eq/Furniture	4,518.87	2,711.59	1,000.00	505.00	544.89	550.00	1,000.00	1,000.00	
<b>Budget Detail</b>										
<b>Budget Code</b>	<b>Description</b>	<b>Units</b>	<b>Price</b>	<b>Amount</b>						
City Commission	Core budget	0.00	0.00	1,000.00						
<a href="#">001-5-4600-22502</a>	Education-Library Books	18,004.60	17,253.80	20,000.00	17,723.00	11,202.93	15,618.00	20,000.00	20,000.00	
<a href="#">001-5-4600-22600</a>	Computers & Associated Equip	12,632.66	11,653.30	12,821.00	12,821.00	11,816.68	12,821.00	14,285.00	14,285.00	
<b>Budget Detail</b>										
<b>Budget Code</b>	<b>Description</b>	<b>Units</b>	<b>Price</b>	<b>Amount</b>						
City Commission	Computer supplies	0.00	0.00	3,100.00						

General Funds

For Fiscal: 10/2017-09/2018 Period Ending: 09/30/2018

		2016		2017		2018		2018		Defined Budgets	
		Total Activity	Total Activity	Original Budget	Total Budget (Amended)	YTD Activity	2018 Expected Annual	2019 City Manager Proposed	2019 City Commission Adopted		
City Commission	Software programs	0.00	0.00	11,185.00							
<b>Category: 20 - Supplies Total:</b>		<b>41,801.41</b>	<b>36,522.41</b>	<b>37,649.00</b>	<b>35,672.00</b>	<b>26,623.52</b>	<b>33,538.00</b>	<b>39,710.00</b>	<b>39,710.00</b>		
<b>Category: 30 - Services</b>											
<a href="#">001-5-4600-31100</a>	Communications	4,310.65	4,607.71	5,870.00	7,330.00	5,545.48	5,870.00	5,870.00	5,870.00		
<b>Budget Detail</b>											
<b>Budget Code</b>	<b>Description</b>	<b>Units</b>	<b>Price</b>	<b>Amount</b>							
City Commission	County communications invoices	0.00	0.00	5,870.00							
<a href="#">001-5-4600-31300</a>	Postage & Freight	577.39	711.39	675.00	675.00	266.16	675.00	675.00	675.00		
<a href="#">001-5-4600-31400</a>	Professional Services	233.26	278.70	708.00	708.00	588.29	708.00	708.00	708.00		
<b>Budget Detail</b>											
<b>Budget Code</b>	<b>Description</b>	<b>Units</b>	<b>Price</b>	<b>Amount</b>							
City Commission	Pest & Weed Control	0.00	0.00	73.00							
City Commission	Security system service	0.00	0.00	635.00							
<a href="#">001-5-4600-31600</a>	Training & Travel	383.06	0.00	1,470.00	1,000.00	0.00	470.00	1,470.00	1,470.00		
<b>Budget Notes</b>											
<b>Budget Code</b>	<b>Subject</b>	<b>Description</b>									
City Commission	Conferences & Registration	Conference (Austin, TX - April 2019)) \$450.00 Registration \$20.00									
<a href="#">001-5-4600-31700</a>	Memberships & Dues	494.00	360.00	515.00	515.00	382.50	515.00	500.00	500.00		
<b>Budget Detail</b>											
<b>Budget Code</b>	<b>Description</b>	<b>Units</b>	<b>Price</b>	<b>Amount</b>							
City Commission	Board & Staff Dues	0.00	0.00	207.50							
City Commission	Central TX Library System	0.00	0.00	150.00							
City Commission	Genealogy Dues	0.00	0.00	142.50							
<a href="#">001-5-4600-31900</a>	Catering	0.00	0.00	132.00	132.00	0.00	0.00	0.00	0.00		
<a href="#">001-5-4600-32300</a>	Utilities	7,705.84	7,858.67	10,750.00	10,750.00	5,653.18	8,988.00	10,550.00	10,550.00		
<b>Budget Notes</b>											
<b>Budget Code</b>	<b>Subject</b>	<b>Description</b>									
City Commission	UTILITIES	Electricity \$9,500.0 Water \$1.050									
<b>Budget Detail</b>											
<b>Budget Code</b>	<b>Description</b>	<b>Units</b>	<b>Price</b>	<b>Amount</b>							
City Commission	1/2 Utility costs for Library-billed by County	0.00	0.00	10,550.00							
<a href="#">001-5-4600-33100</a>	Subscriptions	4,770.31	4,510.26	4,400.00	4,400.00	3,445.40	4,383.00	4,400.00	4,400.00		

General Funds

For Fiscal: 10/2017-09/2018 Period Ending: 09/30/2018

		2016		2017	2018	2018	Defined Budgets		2019	2019
		Total Activity	Total Activity	Total Activity	Original Budget	Total Budget (Amended)	2018 YTD Activity	2018 Expected Annual	City Manager Proposed	City Commission Adopted
Budget Detail	Description	Units	Price	Amount						
City Commission	Electronic	0.00	0.00	2,100.00						
City Commission	Print Format	0.00	0.00	2,300.00						
<a href="#">001-5-4600-34300</a>	Other Services		2,050.54	4,212.29	2,900.00	2,113.00	545.07	1,618.00	2,900.00	2,900.00
	<b>Category: 30 - Services Total:</b>		<b>20,525.05</b>	<b>22,539.02</b>	<b>27,420.00</b>	<b>27,623.00</b>	<b>16,426.08</b>	<b>23,227.00</b>	<b>27,073.00</b>	<b>27,073.00</b>
	<b>Category: 40 - Repairs</b>									
<a href="#">001-5-4600-41100</a>	Vehicle Maintenance		912.11	485.65	460.00	460.00	255.91	360.00	360.00	360.00
<a href="#">001-5-4600-41400</a>	Equipment Maintenance		5,024.01	5,209.04	6,147.00	8,394.00	7,534.77	7,924.00	6,800.00	6,800.00
	<b>Category: 40 - Repairs Total:</b>		<b>5,936.12</b>	<b>5,694.69</b>	<b>6,607.00</b>	<b>8,854.00</b>	<b>7,790.68</b>	<b>8,284.00</b>	<b>7,160.00</b>	<b>7,160.00</b>
	<b>Category: 50 - Maintenance</b>									
<a href="#">001-5-4600-51100</a>	Building Maintenance		2,915.15	2,812.60	4,800.00	4,305.00	868.05	2,805.00	4,534.00	4,534.00
	<b>Category: 50 - Maintenance Total:</b>		<b>2,915.15</b>	<b>2,812.60</b>	<b>4,800.00</b>	<b>4,305.00</b>	<b>868.05</b>	<b>2,805.00</b>	<b>4,534.00</b>	<b>4,534.00</b>
	<b>Category: 70 - Capital Outlay</b>									
<a href="#">001-5-4600-71300</a>	Building		0.00	0.00	0.00	0.00	0.00	0.00	0.00	0.00
	<b>Category: 70 - Capital Outlay Total:</b>		<b>0.00</b>	<b>0.00</b>	<b>0.00</b>	<b>0.00</b>	<b>0.00</b>	<b>0.00</b>	<b>0.00</b>	<b>0.00</b>
	<b>Category: 95 - Prior Yr Adjustments</b>									
<a href="#">001-5-4600-99999</a>	Prior Year Adjustment		0.00	0.00	0.00	0.00	0.00	0.00	0.00	0.00
	<b>Category: 95 - Prior Yr Adjustments Total:</b>		<b>0.00</b>	<b>0.00</b>	<b>0.00</b>	<b>0.00</b>	<b>0.00</b>	<b>0.00</b>	<b>0.00</b>	<b>0.00</b>
	<b>Division: 4600 - Library Total:</b>		<b>271,889.32</b>	<b>273,500.27</b>	<b>286,504.00</b>	<b>286,482.00</b>	<b>254,001.26</b>	<b>253,469.80</b>	<b>280,671.00</b>	<b>280,671.00</b>
	<b>AcctType: 5 - Expense Total:</b>		<b>271,889.32</b>	<b>273,500.27</b>	<b>286,504.00</b>	<b>286,482.00</b>	<b>254,001.26</b>	<b>253,469.80</b>	<b>280,671.00</b>	<b>280,671.00</b>
	<b>Department : 460 - Library Surplus (Deficit):</b>		<b>-271,889.32</b>	<b>-273,500.27</b>	<b>-286,504.00</b>	<b>-286,482.00</b>	<b>-254,001.26</b>	<b>-253,469.80</b>	<b>-280,671.00</b>	<b>-280,671.00</b>

# FUND EXPENSE/TRANSFER

---



This department is used to record transfers between funds.



General Funds

For Fiscal: 10/2017-09/2018 Period Ending: 09/30/2018

					Defined Budgets							
					2018	2018	2019	2019				
					Total Activity	Total Activity	Original Budget	Total Budget (Amended)	YTD Activity	Expected Annual	City Manager Proposed	City Commission Adopted
Department : 690 - Fund Expense/Transfer AcctType: 5 - Expense Division: 6900 - Fund Expense/Transfer Category: 80 - Transfers Out												
<a href="#">001-5-6900-80002</a>	Transfer To Fund 002		0.00	0.00	25,000.00	25,000.00	25,000.00	25,000.00	25,000.00	25,000.00	25,000.00	25,000.00
<b>Budget Detail</b>												
<b>Budget Code</b>	<b>Description</b>	<b>Units</b>	<b>Price</b>	<b>Amount</b>								
City Commission	Assist with JK Northway Maint Cost-From Cty (	0.00	0.00	25,000.00								
<a href="#">001-5-6900-80008</a>	Transfer To Fund 008		0.00	4,166.67	0.00	0.00	0.00	0.00	0.00	0.00	0.00	0.00
<a href="#">001-5-6900-80019</a>	Transfer To Fund 019		0.00	0.00	0.00	18,000.00	18,000.00	18,000.00	18,000.00	18,000.00	0.00	0.00
<a href="#">001-5-6900-80023</a>	Transfer To Fund 023		0.00	0.00	0.00	0.00	0.00	0.00	0.00	0.00	3,577.00	3,577.00
<a href="#">001-5-6900-80026</a>	Transfer To Fund 026		0.00	7,991.41	8,115.00	8,115.00	8,115.00	6,596.64	8,115.00	8,115.00	5,471.00	5,471.00
<b>Budget Detail</b>												
<b>Budget Code</b>	<b>Description</b>	<b>Units</b>	<b>Price</b>	<b>Amount</b>								
City Commission	3% of Golf Revenues - Per Res. 2014-51-GM	0.00	0.00	5,471.00								
<a href="#">001-5-6900-80029</a>	Transfer To Fund 029		0.00	0.00	0.00	60.00	60.00	60.00	60.00	60.00	0.00	0.00
<a href="#">001-5-6900-80033</a>	Transfer To Fund 033		730.00	25,000.00	0.00	13,700.00	13,700.00	13,700.00	13,700.00	13,700.00	0.00	0.00
<a href="#">001-5-6900-80051</a>	Transfer to Fund 051		0.00	0.00	0.00	35,000.00	35,000.00	35,000.00	35,000.00	35,000.00	21,459.00	21,459.00
<b>Budget Detail</b>												
<b>Budget Code</b>	<b>Description</b>	<b>Units</b>	<b>Price</b>	<b>Amount</b>								
City Commission	1/4 Cost of Capital Improvement Manager	0.00	0.00	21,459.00								
<a href="#">001-5-6900-80054</a>	Transfer To Fund 054		0.00	0.00	50,000.00	50,000.00	50,000.00	50,000.00	50,000.00	50,000.00	0.00	0.00
<a href="#">001-5-6900-80064</a>	Transfer To Fund 064		0.00	0.00	0.00	0.00	0.00	0.00	0.00	0.00	0.00	0.00
<a href="#">001-5-6900-80071</a>	Transfer To Fund 071		0.00	35,166.80	0.00	0.00	0.00	0.00	0.00	0.00	0.00	0.00
<a href="#">001-5-6900-80077</a>	Transfer To Fund 077		0.00	39,331.00	0.00	0.00	0.00	0.00	0.00	0.00	0.00	0.00
<a href="#">001-5-6900-80078</a>	Transfer To Fund 078		0.00	13,249.00	0.00	0.00	0.00	0.00	0.00	0.00	0.00	0.00
<a href="#">001-5-6900-80079</a>	Transfer To Fund 079		0.00	5,000.00	0.00	0.00	0.00	0.00	0.00	0.00	0.00	0.00
<a href="#">001-5-6900-80080</a>	Transfer To Fund 080		0.00	620.00	0.00	0.00	0.00	0.00	0.00	0.00	0.00	0.00
<a href="#">001-5-6900-80083</a>	Transfer To Fund 083		11,164.98	0.00	0.00	0.00	0.00	0.00	0.00	0.00	0.00	0.00
<a href="#">001-5-6900-80084</a>	Transfer To Fund 084		0.00	0.00	0.00	35,904.00	35,904.00	35,904.00	35,904.00	35,904.00	35,904.00	35,904.00
<b>Budget Detail</b>												
<b>Budget Code</b>	<b>Description</b>	<b>Units</b>	<b>Price</b>	<b>Amount</b>								
City Commission	DEAAG Grant - Land Purchase	0.00	0.00	35,904.00								

General Funds

For Fiscal: 10/2017-09/2018 Period Ending: 09/30/2018

		2016		2017		2018		2018		Defined Budgets	
		Total Activity	Total Activity	Original Budget	Total Budget (Amended)	YTD Activity	2018 Expected Annual	2019 City Manager Proposed	2019 City Commission Adopted		
<a href="#">001-5-6900-80090</a>	Transfer To Fund 090	0.00	0.00	0.00	0.00	0.00	0.00	0.00	0.00		
<a href="#">001-5-6900-80091</a>	Transfer To Fund 091	0.00	0.00	0.00	0.00	0.00	0.00	0.00	0.00		
<a href="#">001-5-6900-80093</a>	Transfer To Fund 093	0.00	0.00	0.00	0.00	0.00	0.00	25,000.00	25,000.00		
<b>Budget Detail</b>											
<b>Budget Code</b>	<b>Description</b>	<b>Units</b>	<b>Price</b>	<b>Amount</b>							
City Commission	Annual contribution-Park Maint	0.00	0.00	25,000.00							
<a href="#">001-5-6900-80097</a>	Transfer To Fund 097	0.00	50,000.00	40,000.00	40,000.00	40,000.00	40,000.00	25,000.00	25,000.00		
<b>Budget Detail</b>											
<b>Budget Code</b>	<b>Description</b>	<b>Units</b>	<b>Price</b>	<b>Amount</b>							
City Commission	FY 18-19 Trsfr to Fund 097 - For Fire Vehicle	0.00	0.00	25,000.00							
<a href="#">001-5-6900-80098</a>	Transfer To Fund 098	0.00	73,600.00	25,000.00	25,000.00	25,000.00	25,000.00	0.00	0.00		
<a href="#">001-5-6900-80099</a>	Transfer To Fund 099	50,000.00	7,904.62	0.00	0.00	0.00	0.00	0.00	0.00		
<a href="#">001-5-6900-80493</a>	FY 13 Trsfrs Out to Fund 091	0.00	0.00	0.00	0.00	0.00	0.00	0.00	0.00		
<a href="#">001-5-6900-80601</a>	Transfer To Fund 601	0.00	69,845.05	0.00	0.00	0.00	0.00	0.00	0.00		
<b>Category: 80 - Transfers Out Total:</b>		<b>61,894.98</b>	<b>331,874.55</b>	<b>148,115.00</b>	<b>250,779.00</b>	<b>213,356.64</b>	<b>214,875.00</b>	<b>141,411.00</b>	<b>141,411.00</b>		
<b>Division: 6900 - Fund Expense/Transfer Total:</b>		<b>61,894.98</b>	<b>331,874.55</b>	<b>148,115.00</b>	<b>250,779.00</b>	<b>213,356.64</b>	<b>214,875.00</b>	<b>141,411.00</b>	<b>141,411.00</b>		
<b>AcctType: 5 - Expense Total:</b>		<b>61,894.98</b>	<b>331,874.55</b>	<b>148,115.00</b>	<b>250,779.00</b>	<b>213,356.64</b>	<b>214,875.00</b>	<b>141,411.00</b>	<b>141,411.00</b>		
<b>Department : 690 - Fund Expense/Transfer Total:</b>		<b>61,894.98</b>	<b>331,874.55</b>	<b>148,115.00</b>	<b>250,779.00</b>	<b>213,356.64</b>	<b>214,875.00</b>	<b>141,411.00</b>	<b>141,411.00</b>		

General Funds

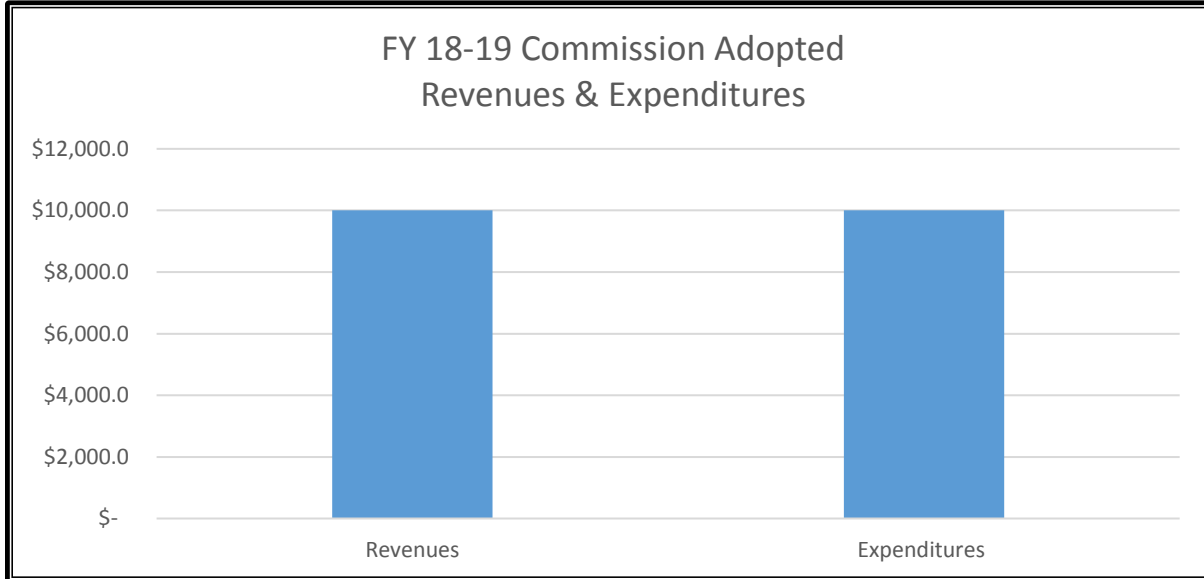
For Fiscal: 10/2017-09/2018 Period Ending: 09/30/2018

		Defined Budgets							
		2016	2017	2018	2018	2018	2018	2019	2019
		Total Activity	Total Activity	Original Budget	Total Budget (Amended)	YTD Activity	Expected Annual	City Manager Proposed	City Commission Adopted
Department : 800 - Engineering-Public Works Admn - UF									
AcctType: 5 - Expense									
Division: 8000 - Engineering-Public Works - UF									
Category: 30 - Services									
<a href="#">001-5-8000-31410</a>	ProfSrv - Software Mnt	0.00	0.00	0.00	0.00	0.00	0.00	0.00	0.00
<b>Category: 30 - Services Total:</b>		<b>0.00</b>	<b>0.00</b>	<b>0.00</b>	<b>0.00</b>	<b>0.00</b>	<b>0.00</b>	<b>0.00</b>	<b>0.00</b>
<b>Division: 8000 - Engineering-Public Works - UF Total:</b>		<b>0.00</b>	<b>0.00</b>	<b>0.00</b>	<b>0.00</b>	<b>0.00</b>	<b>0.00</b>	<b>0.00</b>	<b>0.00</b>
<b>AcctType: 5 - Expense Total:</b>		<b>0.00</b>	<b>0.00</b>	<b>0.00</b>	<b>0.00</b>	<b>0.00</b>	<b>0.00</b>	<b>0.00</b>	<b>0.00</b>
<b>Department : 800 - Engineering-Public Works Admn - UF Total:</b>		<b>0.00</b>	<b>0.00</b>	<b>0.00</b>	<b>0.00</b>	<b>0.00</b>	<b>0.00</b>	<b>0.00</b>	<b>0.00</b>
<b>Total Revenues</b>		<b>18,041,937.76</b>	<b>19,331,693.15</b>	<b>19,929,861.00</b>	<b>20,015,961.00</b>	<b>18,607,883.75</b>	<b>19,132,378.00</b>	<b>19,219,911.00</b>	<b>19,219,911.00</b>
<b>Total Expenses</b>		<b>17,525,971.64</b>	<b>18,761,740.13</b>	<b>20,526,203.00</b>	<b>20,821,344.00</b>	<b>18,282,870.12</b>	<b>19,757,167.76</b>	<b>19,863,272.00</b>	<b>19,863,272.00</b>
<b>Fund: 001 - GENERAL FUND Surplus (Deficit):</b>		<b>515,966.12</b>	<b>569,953.02</b>	<b>-596,342.00</b>	<b>-805,383.00</b>	<b>325,013.63</b>	<b>-624,789.76</b>	<b>-643,361.00</b>	<b>-643,361.00</b>
<b>Report Surplus (Deficit):</b>		<b>515,966.12</b>	<b>569,953.02</b>	<b>-596,342.00</b>	<b>-805,383.00</b>	<b>325,013.63</b>	<b>-624,789.76</b>	<b>-643,361.00</b>	<b>-643,361.00</b>



# FUND 025 – BUILDING SECURITY

## FUND SUMMARY



	<b>FY 18-19 Adopted Budget</b>
Revenues	\$ 10,000
Expenditures	10,000
Net Revenues over (under) Expenditures	<u>\$ -</u>
 <b><u>Fund Balance</u></b>	
Beginning Fund Balance - (Unaudited)	\$ 660
Budgeted Revenues	10,000
Budgeted Expenditures	10,000
Estimated Ending Fund Balance 09/30/19	<u>\$ 660</u>



City of Kingsville, TX

# General Funds Account Summary

For Fiscal: 10/2017-09/2018 Period Ending: 09/30/2018

		2016	2017	2018	2018	2018	Defined Budgets		
		Total Activity	Total Activity	Original Budget	Total Budget (Amended)	YTD Activity	2018 Expected Annual	2019 City Manager Proposed	2019 City Commission Adopted
<b>Fund: 025 - BUILDING SECURITY FUND</b>									
<b>Department : 180 - Finance</b>									
<b>AcctType: 4 - Revenue</b>									
<b>Division: 1800 - Finance</b>									
<a href="#">025-4-1800-41114</a>	Security Fees	11,067.00	9,787.36	10,000.00	10,000.00	11,609.65	10,500.00	10,000.00	10,000.00
	<b>Division: 1800 - Finance Total:</b>	<b>11,067.00</b>	<b>9,787.36</b>	<b>10,000.00</b>	<b>10,000.00</b>	<b>11,609.65</b>	<b>10,500.00</b>	<b>10,000.00</b>	<b>10,000.00</b>
	<b>AcctType: 4 - Revenue Total:</b>	<b>11,067.00</b>	<b>9,787.36</b>	<b>10,000.00</b>	<b>10,000.00</b>	<b>11,609.65</b>	<b>10,500.00</b>	<b>10,000.00</b>	<b>10,000.00</b>
<b>AcctType: 5 - Expense</b>									
<b>Division: 1800 - Finance</b>									
<b>Category: 70 - Capital Outlay</b>									
<a href="#">025-5-1800-71300</a>	Building	0.00	0.00	0.00	0.00	0.00	0.00	0.00	0.00
	<b>Category: 70 - Capital Outlay Total:</b>	<b>0.00</b>	<b>0.00</b>	<b>0.00</b>	<b>0.00</b>	<b>0.00</b>	<b>0.00</b>	<b>0.00</b>	<b>0.00</b>
	<b>Division: 1800 - Finance Total:</b>	<b>0.00</b>	<b>0.00</b>	<b>0.00</b>	<b>0.00</b>	<b>0.00</b>	<b>0.00</b>	<b>0.00</b>	<b>0.00</b>
	<b>AcctType: 5 - Expense Total:</b>	<b>0.00</b>	<b>0.00</b>	<b>0.00</b>	<b>0.00</b>	<b>0.00</b>	<b>0.00</b>	<b>0.00</b>	<b>0.00</b>
	<b>Department : 180 - Finance Surplus (Deficit):</b>	<b>11,067.00</b>	<b>9,787.36</b>	<b>10,000.00</b>	<b>10,000.00</b>	<b>11,609.65</b>	<b>10,500.00</b>	<b>10,000.00</b>	<b>10,000.00</b>
<b>Department : 210 - Police</b>									
<b>AcctType: 5 - Expense</b>									
<b>Division: 2100 - Police</b>									
<b>Category: 10 - Personnel Services</b>									
<a href="#">025-5-2100-11200</a>	Overtime	9,262.55	8,517.31	10,000.00	10,000.00	8,749.59	10,000.00	10,000.00	10,000.00
<b>Budget Detail</b>									
<b>Budget Code</b>	<b>Description</b>	<b>Units</b>	<b>Price</b>	<b>Amount</b>					
City Commission	Municipal Court Building Security	0.00	0.00	10,000.00					
	<b>Category: 10 - Personnel Services Total:</b>	<b>9,262.55</b>	<b>8,517.31</b>	<b>10,000.00</b>	<b>10,000.00</b>	<b>8,749.59</b>	<b>10,000.00</b>	<b>10,000.00</b>	<b>10,000.00</b>
<b>Category: 30 - Services</b>									
<a href="#">025-5-2100-31600</a>	Training & Travel	328.00	0.00	0.00	0.00	0.00	0.00	0.00	0.00
	<b>Category: 30 - Services Total:</b>	<b>328.00</b>	<b>0.00</b>	<b>0.00</b>	<b>0.00</b>	<b>0.00</b>	<b>0.00</b>	<b>0.00</b>	<b>0.00</b>
	<b>Division: 2100 - Police Total:</b>	<b>9,590.55</b>	<b>8,517.31</b>	<b>10,000.00</b>	<b>10,000.00</b>	<b>8,749.59</b>	<b>10,000.00</b>	<b>10,000.00</b>	<b>10,000.00</b>
	<b>AcctType: 5 - Expense Total:</b>	<b>9,590.55</b>	<b>8,517.31</b>	<b>10,000.00</b>	<b>10,000.00</b>	<b>8,749.59</b>	<b>10,000.00</b>	<b>10,000.00</b>	<b>10,000.00</b>
	<b>Department : 210 - Police Total:</b>	<b>9,590.55</b>	<b>8,517.31</b>	<b>10,000.00</b>	<b>10,000.00</b>	<b>8,749.59</b>	<b>10,000.00</b>	<b>10,000.00</b>	<b>10,000.00</b>

General Funds

For Fiscal: 10/2017-09/2018 Period Ending: 09/30/2018

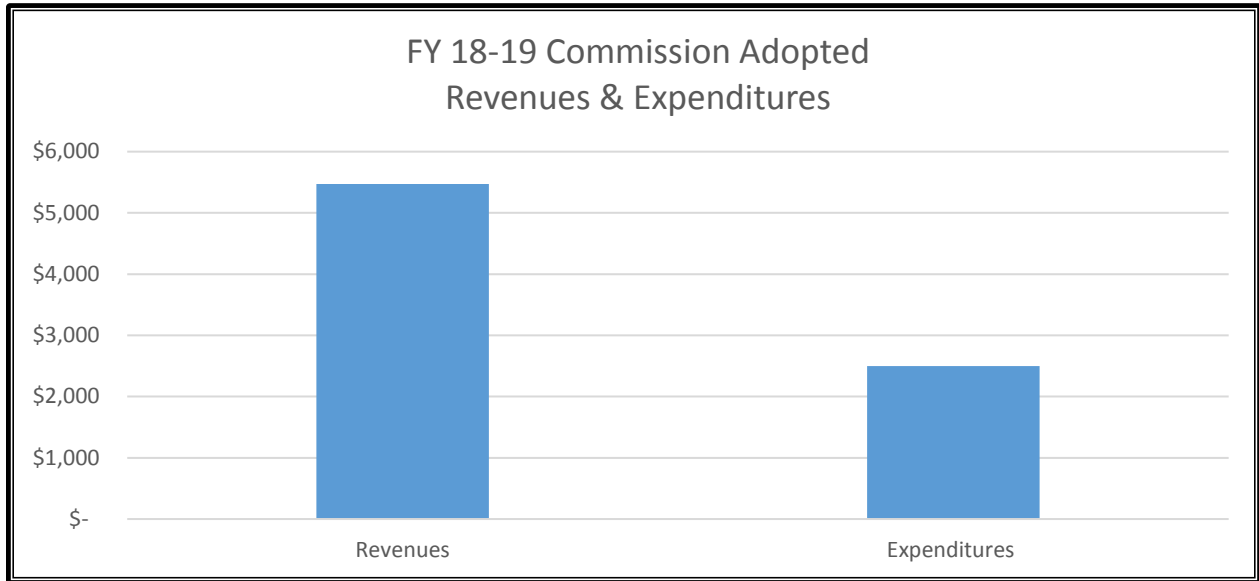
	2016 Total Activity	2017 Total Activity	2018 Original Budget	2018 Total Budget (Amended)	2018 YTD Activity	Defined Budgets		2019 City Manager Proposed	2019 City Commission Adopted
						2018 Expected Annual			
Department : 690 - Fund Expense/Transfer AcctType: 5 - Expense Division: 6900 - Fund Expense/Transfer Category: 80 - Transfers Out									
<a href="#">025-5-6900-80054</a>									
Transfer to Fund 054	0.00	0.00	90,000.00	90,000.00	90,000.00	90,000.00		0.00	0.00
<b>Category: 80 - Transfers Out Total:</b>	<b>0.00</b>	<b>0.00</b>	<b>90,000.00</b>	<b>90,000.00</b>	<b>90,000.00</b>	<b>90,000.00</b>		<b>0.00</b>	<b>0.00</b>
<b>Division: 6900 - Fund Expense/Transfer Total:</b>	<b>0.00</b>	<b>0.00</b>	<b>90,000.00</b>	<b>90,000.00</b>	<b>90,000.00</b>	<b>90,000.00</b>		<b>0.00</b>	<b>0.00</b>
<b>AcctType: 5 - Expense Total:</b>	<b>0.00</b>	<b>0.00</b>	<b>90,000.00</b>	<b>90,000.00</b>	<b>90,000.00</b>	<b>90,000.00</b>		<b>0.00</b>	<b>0.00</b>
<b>Department : 690 - Fund Expense/Transfer Total:</b>	<b>0.00</b>	<b>0.00</b>	<b>90,000.00</b>	<b>90,000.00</b>	<b>90,000.00</b>	<b>90,000.00</b>		<b>0.00</b>	<b>0.00</b>
<b>Total Revenues</b>	<b>11,067.00</b>	<b>9,787.36</b>	<b>10,000.00</b>	<b>10,000.00</b>	<b>11,609.65</b>	<b>10,500.00</b>		<b>10,000.00</b>	<b>10,000.00</b>
<b>Total Expenses</b>	<b>9,590.55</b>	<b>8,517.31</b>	<b>100,000.00</b>	<b>100,000.00</b>	<b>98,749.59</b>	<b>100,000.00</b>		<b>10,000.00</b>	<b>10,000.00</b>
<b>Fund: 025 - BUILDING SECURITY FUND Surplus (Deficit):</b>	<b>1,476.45</b>	<b>1,270.05</b>	<b>-90,000.00</b>	<b>-90,000.00</b>	<b>-87,139.94</b>	<b>-89,500.00</b>		<b>0.00</b>	<b>0.00</b>





# FUND 026 – GOLF COURSE

## CAPITAL MAINTENANCE FUND SUMMARY



	<b>FY 18-19 Adopted Budget</b>
Revenues - Transfers In	\$ 5,471
Expenditures	2,500
Net Revenues over (under) Expenditures	<u>\$ 2,971</u>
 <b><u>Fund Balance</u></b>	
Beginning Fund Balance - (Unaudited)	\$ 16,106
Budgeted Revenues	5,471
Budgeted Expenditures	2,500
Estimated Ending Fund Balance 09/30/19	<u>\$ 19,077</u>

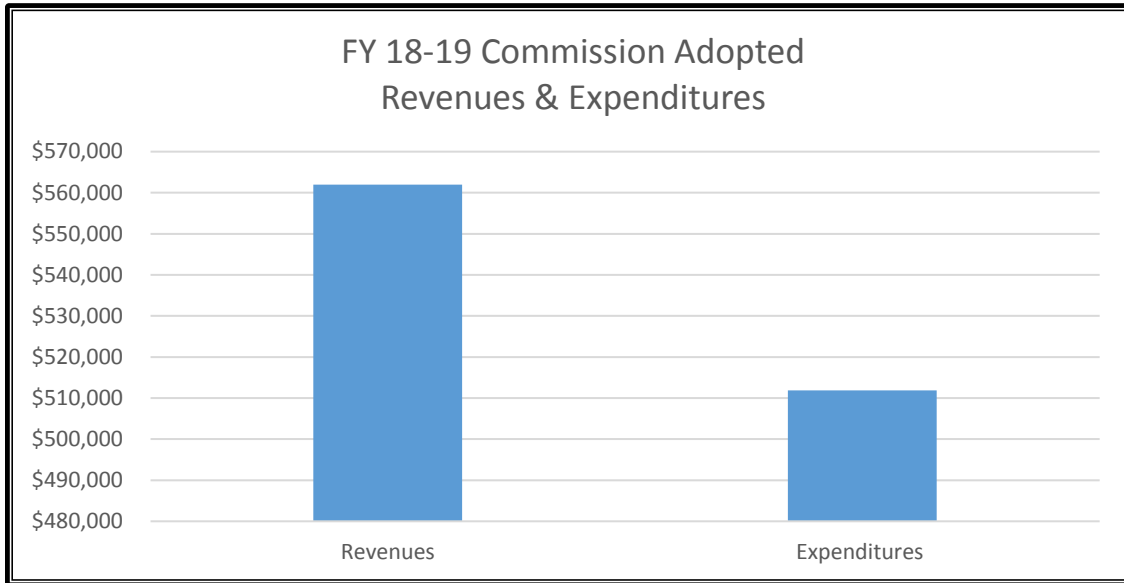
General Funds

For Fiscal: 10/2017-09/2018 Period Ending: 09/30/2018

					Defined Budgets							
					2018	2018	2019	2019				
					Total Activity	Total Activity	Original Budget	Total Budget (Amended)	YTD Activity	Expected Annual	City Manager Proposed	City Commission Adopted
<b>Fund: 026 - GOLF COURSE CAPITAL MAINTENANCE FUND</b>												
Department : 000 - Non-Departmental												
AcctType: 4 - Revenue												
Division: 0000 - Non-Departmental												
<a href="#">026-4-0000-75001</a>	Transfer From Fund 001				0.00	7,991.41	8,115.00	8,115.00	6,596.64	8,115.00	5,471.00	5,471.00
<b>Budget Detail</b>												
<b>Budget Code</b>	<b>Description</b>	<b>Units</b>	<b>Price</b>	<b>Amount</b>								
City Commission	3% of Golf Revenues - County Agreement	0.00	0.00	-5,471.00								
<b>Division: 0000 - Non-Departmental Total:</b>					<b>0.00</b>	<b>7,991.41</b>	<b>8,115.00</b>	<b>8,115.00</b>	<b>6,596.64</b>	<b>8,115.00</b>	<b>5,471.00</b>	<b>5,471.00</b>
<b>AcctType: 4 - Revenue Total:</b>					<b>0.00</b>	<b>7,991.41</b>	<b>8,115.00</b>	<b>8,115.00</b>	<b>6,596.64</b>	<b>8,115.00</b>	<b>5,471.00</b>	<b>5,471.00</b>
<b>Department : 000 - Non-Departmental Total:</b>					<b>0.00</b>	<b>7,991.41</b>	<b>8,115.00</b>	<b>8,115.00</b>	<b>6,596.64</b>	<b>8,115.00</b>	<b>5,471.00</b>	<b>5,471.00</b>
<b>Department : 450 - Parks &amp; Recreation</b>												
AcctType: 5 - Expense												
Division: 4502 - L.E. Ramey Golf Course Maintenance												
Category: 50 - Maintenance												
<a href="#">026-5-4502-59100</a>	Grounds & Perm Fixtures				0.00	0.00	0.00	0.00	0.00	0.00	2,500.00	2,500.00
<b>Budget Detail</b>												
<b>Budget Code</b>	<b>Description</b>	<b>Units</b>	<b>Price</b>	<b>Amount</b>								
City Commission	Additional Grass Seed for Golf Course	0.00	0.00	2,500.00								
<b>Category: 50 - Maintenance Total:</b>					<b>0.00</b>	<b>0.00</b>	<b>0.00</b>	<b>0.00</b>	<b>0.00</b>	<b>0.00</b>	<b>2,500.00</b>	<b>2,500.00</b>
<b>Division: 4502 - L.E. Ramey Golf Course Maintenance Total:</b>					<b>0.00</b>	<b>0.00</b>	<b>0.00</b>	<b>0.00</b>	<b>0.00</b>	<b>0.00</b>	<b>2,500.00</b>	<b>2,500.00</b>
<b>AcctType: 5 - Expense Total:</b>					<b>0.00</b>	<b>0.00</b>	<b>0.00</b>	<b>0.00</b>	<b>0.00</b>	<b>0.00</b>	<b>2,500.00</b>	<b>2,500.00</b>
<b>Department : 450 - Parks &amp; Recreation Total:</b>					<b>0.00</b>	<b>0.00</b>	<b>0.00</b>	<b>0.00</b>	<b>0.00</b>	<b>0.00</b>	<b>2,500.00</b>	<b>2,500.00</b>
<b>Total Revenues</b>					<b>0.00</b>	<b>7,991.41</b>	<b>8,115.00</b>	<b>8,115.00</b>	<b>6,596.64</b>	<b>8,115.00</b>	<b>5,471.00</b>	<b>5,471.00</b>
<b>Total Expenses</b>					<b>0.00</b>	<b>0.00</b>	<b>0.00</b>	<b>0.00</b>	<b>0.00</b>	<b>0.00</b>	<b>2,500.00</b>	<b>2,500.00</b>
<b>Fund: 026 - GOLF COURSE CAPITAL MAINTENANCE FUND Surplus (Deficit..)</b>					<b>0.00</b>	<b>7,991.41</b>	<b>8,115.00</b>	<b>8,115.00</b>	<b>6,596.64</b>	<b>8,115.00</b>	<b>2,971.00</b>	<b>2,971.00</b>

# FUND 087 – SOLID WASTE

## CAPITAL PROJECTS FUND SUMMARY



	<b>FY 18-19 Adopted Budget</b>
Revenues	\$ 562,000
Expenditures	511,904
Net Revenues over (under) Expenditures	<u>\$ 50,096</u>

<b><u>Fund Balance</u></b>		
Beginning Fund Balance - (Unaudited)		\$ 288,250
Budgeted Revenues		562,000
Budgeted Expenditures	299,278	
Budgeted Transfers Out	212,626	
Total Expenditures		<u>511,904</u>
Estimated Ending Fund Balance 09/30/19		<u>\$ 338,346</u>

General Funds

For Fiscal: 10/2017-09/2018 Period Ending: 09/30/2018

						Defined Budgets			
		2016	2017	2018	2018	2018	2018	2019	2019
		Total Activity	Total Activity	Original Budget	Total Budget (Amended)	YTD Activity	Expected Annual	City Manager Proposed	City Commission Adopted
<b>Fund: 087 - SOLID WASTE-CAP PROJECTS</b>									
<b>Department : 000 - Non-Departmental</b>									
<b>AcctType: 4 - Revenue</b>									
<b>Division: 0000 - Non-Departmental</b>									
<a href="#">087-4-0000-99700</a>	Gain/Loss on Sale of Assets	0.00	0.00	0.00	0.00	0.00	0.00	0.00	0.00
<b>Division: 0000 - Non-Departmental Total:</b>		<b>0.00</b>	<b>0.00</b>	<b>0.00</b>	<b>0.00</b>	<b>0.00</b>	<b>0.00</b>	<b>0.00</b>	<b>0.00</b>
<b>AcctType: 4 - Revenue Total:</b>		<b>0.00</b>	<b>0.00</b>	<b>0.00</b>	<b>0.00</b>	<b>0.00</b>	<b>0.00</b>	<b>0.00</b>	<b>0.00</b>
<b>Department : 000 - Non-Departmental Total:</b>		<b>0.00</b>	<b>0.00</b>	<b>0.00</b>	<b>0.00</b>	<b>0.00</b>	<b>0.00</b>	<b>0.00</b>	<b>0.00</b>
<b>Department : 160 - Planning /DevlopSvcs</b>									
<b>AcctType: 5 - Expense</b>									
<b>Division: 1603 - Community Appearance</b>									
<b>Category: 50 - Maintenance</b>									
<a href="#">087-5-1603-59100</a>	Grounds & Perm Fixtures	0.00	0.00	0.00	0.00	0.00	0.00	0.00	0.00
<b>Category: 50 - Maintenance Total:</b>		<b>0.00</b>	<b>0.00</b>	<b>0.00</b>	<b>0.00</b>	<b>0.00</b>	<b>0.00</b>	<b>0.00</b>	<b>0.00</b>
<b>Division: 1603 - Community Appearance Total:</b>		<b>0.00</b>	<b>0.00</b>	<b>0.00</b>	<b>0.00</b>	<b>0.00</b>	<b>0.00</b>	<b>0.00</b>	<b>0.00</b>
<b>AcctType: 5 - Expense Total:</b>		<b>0.00</b>	<b>0.00</b>	<b>0.00</b>	<b>0.00</b>	<b>0.00</b>	<b>0.00</b>	<b>0.00</b>	<b>0.00</b>
<b>Department : 160 - Planning /DevlopSvcs Total:</b>		<b>0.00</b>	<b>0.00</b>	<b>0.00</b>	<b>0.00</b>	<b>0.00</b>	<b>0.00</b>	<b>0.00</b>	<b>0.00</b>
<b>Department : 170 - Solid Waste Management</b>									
<b>AcctType: 4 - Revenue</b>									
<b>Division: 1700 - Solid Waste Managmnt</b>									
<a href="#">087-4-1700-81205</a>	Garbage Fees - Additional	487,691.62	527,364.96	525,000.00	525,000.00	554,884.49	567,940.00	560,000.00	560,000.00
<a href="#">087-4-1700-81700</a>	Penalty Fee on Garbage Fees	5,582.93	2,966.64	5,500.00	5,500.00	0.00	0.00	0.00	0.00
<a href="#">087-4-1700-91503</a>	Interest Income	1,410.98	2,032.56	1,500.00	1,500.00	1,830.33	2,000.00	2,000.00	2,000.00
<b>Division: 1700 - Solid Waste Managmnt Total:</b>		<b>494,685.53</b>	<b>532,364.16</b>	<b>532,000.00</b>	<b>532,000.00</b>	<b>556,714.82</b>	<b>569,940.00</b>	<b>562,000.00</b>	<b>562,000.00</b>
<b>Division: 1702 - Sanitation Collection</b>									
<a href="#">087-4-1702-59947</a>	Other Inc-Lease Purchase	0.00	0.00	606,256.00	667,638.00	584,750.00	596,445.00	0.00	0.00
<b>Division: 1702 - Sanitation Collection Total:</b>		<b>0.00</b>	<b>0.00</b>	<b>606,256.00</b>	<b>667,638.00</b>	<b>584,750.00</b>	<b>596,445.00</b>	<b>0.00</b>	<b>0.00</b>
<b>Division: 1703 - Landfill</b>									
<a href="#">087-4-1703-59947</a>	Other Income - Lease Purchase	0.00	0.00	0.00	0.00	0.00	0.00	0.00	0.00
<b>Division: 1703 - Landfill Total:</b>		<b>0.00</b>	<b>0.00</b>	<b>0.00</b>	<b>0.00</b>	<b>0.00</b>	<b>0.00</b>	<b>0.00</b>	<b>0.00</b>
<b>AcctType: 4 - Revenue Total:</b>		<b>494,685.53</b>	<b>532,364.16</b>	<b>1,138,256.00</b>	<b>1,199,638.00</b>	<b>1,141,464.82</b>	<b>1,166,385.00</b>	<b>562,000.00</b>	<b>562,000.00</b>

General Funds

For Fiscal: 10/2017-09/2018 Period Ending: 09/30/2018

						Defined Budgets			
		2016	2017	2018	2018	2018	2018	2019	2019
		Total Activity	Total Activity	Original Budget	Total Budget (Amended)	YTD Activity	Expected Annual	City Manager Proposed	City Commission Adopted
<b>AcctType: 5 - Expense</b>									
<b>Division: 1701 - Admin - Recycling Center</b>									
<b>Category: 40 - Repairs</b>									
<a href="#">087-5-1701-41400</a>	Equipment Maintenance	0.00	0.00	4,000.00	0.00	-0.22	0.00	0.00	0.00
<b>Category: 40 - Repairs Total:</b>		<b>0.00</b>	<b>0.00</b>	<b>4,000.00</b>	<b>0.00</b>	<b>-0.22</b>	<b>0.00</b>	<b>0.00</b>	<b>0.00</b>
<b>Category: 70 - Capital Outlay</b>									
<a href="#">087-5-1701-71200</a>	Machinery/Equipment	0.00	0.00	0.00	4,000.00	4,000.00	0.00	0.00	0.00
<b>Category: 70 - Capital Outlay Total:</b>		<b>0.00</b>	<b>0.00</b>	<b>0.00</b>	<b>4,000.00</b>	<b>4,000.00</b>	<b>0.00</b>	<b>0.00</b>	<b>0.00</b>
<b>Division: 1701 - Admin - Recycling Center Total:</b>		<b>0.00</b>	<b>0.00</b>	<b>4,000.00</b>	<b>4,000.00</b>	<b>3,999.78</b>	<b>0.00</b>	<b>0.00</b>	<b>0.00</b>
<b>Division: 1702 - Sanitation Collection</b>									
<b>Category: 20 - Supplies</b>									
<a href="#">087-5-1702-22000</a>	Rollouts & Dumpsters	0.00	44,301.11	71,900.00	71,900.00	71,900.00	71,900.00	71,900.00	71,900.00
<b>Category: 20 - Supplies Total:</b>		<b>0.00</b>	<b>44,301.11</b>	<b>71,900.00</b>	<b>71,900.00</b>	<b>71,900.00</b>	<b>71,900.00</b>	<b>71,900.00</b>	<b>71,900.00</b>
<b>Category: 40 - Repairs</b>									
<a href="#">087-5-1702-41100</a>	Vehicle Maintenance	203.11	0.00	77,700.00	77,857.00	77,856.10	77,857.00	77,000.00	77,000.00
<b>Category: 40 - Repairs Total:</b>		<b>203.11</b>	<b>0.00</b>	<b>77,700.00</b>	<b>77,857.00</b>	<b>77,856.10</b>	<b>77,857.00</b>	<b>77,000.00</b>	<b>77,000.00</b>
<b>Category: 60 - Leases</b>									
<a href="#">087-5-1702-64200</a>	Capital Lease - Principal	0.00	0.00	96,777.02	96,777.02	0.00	0.00	82,330.00	82,330.00
<b>Budget Notes</b>									
<b>Budget Code</b>	<b>Subject</b>	<b>Description</b>							
City Commission	Capital Lease Principal Pmts	(1) Commercial (2) Residential Garbage Trucks 01/30/2019 \$82,329.56 01/30/2020 \$79,182.15 01/30/2021 \$81,676.39 01/30/2022 \$84,249.20 01/30/2023 \$86,903.05 01/30/2024 \$89,640.49 01/30/2025 \$92,464.16							
<a href="#">087-5-1702-64201</a>	Capital Lease - Interest	0.00	0.00	0.00	0.00	0.00	0.00	13,048.00	13,048.00

General Funds

For Fiscal: 10/2017-09/2018 Period Ending: 09/30/2018

			Defined Budgets							
			2016	2017	2018	2018	2018	2019	2019	
			Total Activity	Total Activity	Original Budget	Total Budget (Amended)	YTD Activity	Expected Annual	City Manager Proposed	City Commission Adopted
<b>Budget Notes</b>										
<b>Budget Code</b>	<b>Subject</b>	<b>Description</b>								
City Commission	Capital Lease Interest Pmts	(1) Commercial (2) Residential Garbage Trucks 01/30/2019 \$13,047.23 01/30/2020 \$16,194.64 01/30/2021 \$13,700.40 01/30/2022 \$11,127.59 01/30/2023 \$ 8,473.74 01/30/2024 \$ 5,736.30 01/30/2025 \$ 2,912.63								
	<b>Category: 60 - Leases Total:</b>		<b>0.00</b>	<b>0.00</b>	<b>96,777.02</b>	<b>96,777.02</b>	<b>0.00</b>	<b>0.00</b>	<b>95,378.00</b>	<b>95,378.00</b>
	<b>Category: 70 - Capital Outlay</b>									
<a href="#">087-5-1702-71200</a>	Machinery/Equipment		0.00	10,245.00	606,256.00	667,481.00	584,750.00	596,288.00	0.00	0.00
<a href="#">087-5-1702-71300</a>	Building		0.00	0.00	0.00	0.00	0.00	0.00	0.00	0.00
	<b>Category: 70 - Capital Outlay Total:</b>		<b>0.00</b>	<b>10,245.00</b>	<b>606,256.00</b>	<b>667,481.00</b>	<b>584,750.00</b>	<b>596,288.00</b>	<b>0.00</b>	<b>0.00</b>
	<b>Division: 1702 - Sanitation Collection Total:</b>		<b>203.11</b>	<b>54,546.11</b>	<b>852,633.02</b>	<b>914,015.02</b>	<b>734,506.10</b>	<b>746,045.00</b>	<b>244,278.00</b>	<b>244,278.00</b>
	<b>Division: 1703 - Landfill</b>									
	<b>Category: 40 - Repairs</b>									
<a href="#">087-5-1703-41100</a>	Vehicle Maintenance		0.00	0.00	600.00	600.00	505.50	600.00	0.00	0.00
	<b>Category: 40 - Repairs Total:</b>		<b>0.00</b>	<b>0.00</b>	<b>600.00</b>	<b>600.00</b>	<b>505.50</b>	<b>600.00</b>	<b>0.00</b>	<b>0.00</b>
	<b>Category: 70 - Capital Outlay</b>									
<a href="#">087-5-1703-71200</a>	Machinery/Equipment		0.00	0.00	11,000.00	11,000.00	10,265.00	11,000.00	5,000.00	5,000.00
<b>Budget Notes</b>										
<b>Budget Code</b>	<b>Subject</b>	<b>Description</b>								
City Commission	FY 18-19 Approved Supplemental Request	Tilt trailer for transport of skid loader								
<a href="#">087-5-1703-71400</a>	Landfill Expansion		0.00	0.00	0.00	0.00	0.00	0.00	0.00	0.00
	<b>Category: 70 - Capital Outlay Total:</b>		<b>0.00</b>	<b>0.00</b>	<b>11,000.00</b>	<b>11,000.00</b>	<b>10,265.00</b>	<b>11,000.00</b>	<b>5,000.00</b>	<b>5,000.00</b>
	<b>Division: 1703 - Landfill Total:</b>		<b>0.00</b>	<b>0.00</b>	<b>11,600.00</b>	<b>11,600.00</b>	<b>10,770.50</b>	<b>11,600.00</b>	<b>5,000.00</b>	<b>5,000.00</b>
	<b>AcctType: 5 - Expense Total:</b>		<b>203.11</b>	<b>54,546.11</b>	<b>868,233.02</b>	<b>929,615.02</b>	<b>749,276.38</b>	<b>757,645.00</b>	<b>249,278.00</b>	<b>249,278.00</b>
	<b>Department : 170 - Solid Waste Management Surplus (Deficit):</b>		<b>494,482.42</b>	<b>477,818.05</b>	<b>270,022.98</b>	<b>270,022.98</b>	<b>392,188.44</b>	<b>408,740.00</b>	<b>312,722.00</b>	<b>312,722.00</b>
	<b>Department : 305 - Street</b>									
	<b>AcctType: 5 - Expense</b>									
	<b>Division: 3050 - Street</b>									
	<b>Category: 50 - Maintenance</b>									
<a href="#">087-5-3050-52100</a>	Street & Bridge		0.00	26,539.08	0.00	0.00	0.00	0.00	0.00	0.00

General Funds

For Fiscal: 10/2017-09/2018 Period Ending: 09/30/2018

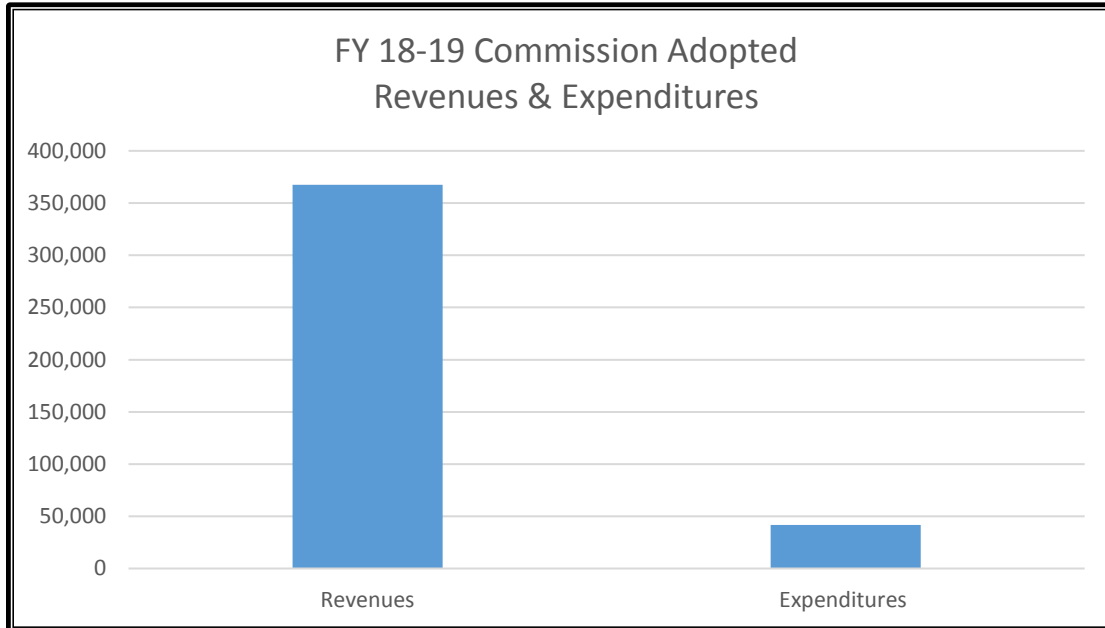
						Defined Budgets			
		2016	2017	2018	2018	2018	2018	2019	2019
		Total Activity	Total Activity	Original Budget	Total Budget (Amended)	YTD Activity	Expected Annual	City Manager Proposed	City Commission Adopted
<a href="#">087-5-3050-52105</a>	Street & Bridge - Alley	0.00	90.00	50,000.00	50,000.00	10,837.00	50,000.00	50,000.00	50,000.00
<b>Category: 50 - Maintenance Total:</b>		<b>0.00</b>	<b>26,629.08</b>	<b>50,000.00</b>	<b>50,000.00</b>	<b>10,837.00</b>	<b>50,000.00</b>	<b>50,000.00</b>	<b>50,000.00</b>
<b>Division: 3050 - Street Total:</b>		<b>0.00</b>	<b>26,629.08</b>	<b>50,000.00</b>	<b>50,000.00</b>	<b>10,837.00</b>	<b>50,000.00</b>	<b>50,000.00</b>	<b>50,000.00</b>
<b>AcctType: 5 - Expense Total:</b>		<b>0.00</b>	<b>26,629.08</b>	<b>50,000.00</b>	<b>50,000.00</b>	<b>10,837.00</b>	<b>50,000.00</b>	<b>50,000.00</b>	<b>50,000.00</b>
<b>Department : 305 - Street Total:</b>		<b>0.00</b>	<b>26,629.08</b>	<b>50,000.00</b>	<b>50,000.00</b>	<b>10,837.00</b>	<b>50,000.00</b>	<b>50,000.00</b>	<b>50,000.00</b>
Department : 690 - Fund Expense/Transfer									
AcctType: 5 - Expense									
Division: 6900 - Fund Expense/Transfer									
Category: 80 - Transfers Out									
<a href="#">087-5-6900-80001</a>	Transfer To Fund 001	0.00	65,244.00	65,244.00	65,244.00	65,244.00	65,244.00	68,308.00	68,308.00
<b>Budget Detail</b>									
<b>Budget Code</b>	<b>Description</b>	<b>Units</b>	<b>Price</b>	<b>Amount</b>					
City Commission	JD Dozer Capital Lease Pymt Reimb	0.00	0.00	68,308.00					
<a href="#">087-5-6900-80011</a>	Transfer To Fund 011	352,650.00	122,750.00	0.00	0.00	0.00	0.00	0.00	47,135.00
<b>Budget Detail</b>									
<b>Budget Code</b>	<b>Description</b>	<b>Units</b>	<b>Price</b>	<b>Amount</b>					
City Commission	UF - 84.169% CO Series 2009	0.00	0.00	47,135.00					
<a href="#">087-5-6900-80012</a>	Transfer to Fund 012	0.00	0.00	0.00	0.00	0.00	0.00	47,135.00	0.00
<a href="#">087-5-6900-80033</a>	Transfer To Fund 033	0.00	323,000.00	0.00	0.00	0.00	0.00	0.00	0.00
<a href="#">087-5-6900-80090</a>	Transfer To Fund 090	0.00	197,895.00	97,609.23	97,609.23	97,609.23	97,610.00	97,183.00	97,183.00
<b>Budget Detail</b>									
<b>Budget Code</b>	<b>Description</b>	<b>Units</b>	<b>Price</b>	<b>Amount</b>					
City Commission	Based on Payback Schedule	0.00	0.00	97,183.00					
<b>Category: 80 - Transfers Out Total:</b>		<b>352,650.00</b>	<b>708,889.00</b>	<b>162,853.23</b>	<b>162,853.23</b>	<b>162,853.23</b>	<b>162,854.00</b>	<b>212,626.00</b>	<b>212,626.00</b>
<b>Division: 6900 - Fund Expense/Transfer Total:</b>		<b>352,650.00</b>	<b>708,889.00</b>	<b>162,853.23</b>	<b>162,853.23</b>	<b>162,853.23</b>	<b>162,854.00</b>	<b>212,626.00</b>	<b>212,626.00</b>
<b>AcctType: 5 - Expense Total:</b>		<b>352,650.00</b>	<b>708,889.00</b>	<b>162,853.23</b>	<b>162,853.23</b>	<b>162,853.23</b>	<b>162,854.00</b>	<b>212,626.00</b>	<b>212,626.00</b>
<b>Department : 690 - Fund Expense/Transfer Total:</b>		<b>352,650.00</b>	<b>708,889.00</b>	<b>162,853.23</b>	<b>162,853.23</b>	<b>162,853.23</b>	<b>162,854.00</b>	<b>212,626.00</b>	<b>212,626.00</b>
<b>Total Revenues</b>		<b>494,685.53</b>	<b>532,364.16</b>	<b>1,138,256.00</b>	<b>1,199,638.00</b>	<b>1,141,464.82</b>	<b>1,166,385.00</b>	<b>562,000.00</b>	<b>562,000.00</b>
<b>Total Expenses</b>		<b>352,853.11</b>	<b>790,064.19</b>	<b>1,081,086.25</b>	<b>1,142,468.25</b>	<b>922,966.61</b>	<b>970,499.00</b>	<b>511,904.00</b>	<b>511,904.00</b>
<b>Fund: 087 - SOLID WASTE-CAP PROJECTS Surplus (Deficit):</b>		<b>141,832.42</b>	<b>-257,700.03</b>	<b>57,169.75</b>	<b>57,169.75</b>	<b>218,498.21</b>	<b>195,886.00</b>	<b>50,096.00</b>	<b>50,096.00</b>





# FUND 090 – LANDFILL

## CLOSURE FUND SUMMARY



	<b>FY 18-19 Adopted Budget</b>
Revenues	\$ 367,583
Expenditures	41,695
Net Revenues over (under) Expenditures	<u>\$ 325,888</u>

**Fund Balance**

Beginning Fund Balance - (Unaudited)		\$ 1,361,275
Budgeted Revenues	270,400	
Budgeted Transfers In	<u>97,183</u>	
Total Revenues		367,583
Budgeted Expenditures		<u>41,695</u>
Estimated Ending Fund Balance 09/30/19		<u>\$ 1,687,163</u>

General Funds

For Fiscal: 10/2017-09/2018 Period Ending: 09/30/2018

		2016	2017	2018	2018	2018	Defined Budgets		2019	2019
		Total Activity	Total Activity	Original Budget	Total Budget (Amended)	YTD Activity	2018 Expected Annual	2019 City Manager Proposed	2019 City Commission Adopted	
<b>Fund: 090 - LANDFILL CLOSURE FUND</b>										
<b>Department : 000 - Non-Departmental</b>										
<b>AcctType: 4 - Revenue</b>										
<b>Division: 0000 - Non-Departmental</b>										
<a href="#">090-4-0000-75001</a>	Transfer From Fund 001	0.00	0.00	0.00	0.00	0.00	0.00	0.00	0.00	0.00
<a href="#">090-4-0000-75010</a>	Transfer From Fund 051	0.00	0.00	0.00	0.00	0.00	0.00	0.00	0.00	0.00
<a href="#">090-4-0000-75087</a>	Transfer From Fund 087	0.00	197,895.00	97,609.23	97,609.23	97,609.23	97,610.00	97,183.00	97,183.00	97,183.00
<b>Budget Detail</b>										
<b>Budget Code</b>	<b>Description</b>	<b>Units</b>	<b>Price</b>	<b>Amount</b>						
City Commission	City Hall Payback	0.00	0.00	-97,183.00						
<a href="#">090-4-0000-91503</a>	Interest Income		198.96	407.40	100.00	100.00	2,561.12	4,500.00	0.00	0.00
<a href="#">090-4-0000-91520</a>	Interest Earned-Investment		9,219.84	9,153.18	0.00	0.00	0.00	0.00	0.00	0.00
<a href="#">090-4-0000-91530</a>	Interest Income-City Hall Loan		0.00	0.00	0.00	0.00	0.00	0.00	0.00	0.00
<a href="#">090-4-0000-99000</a>	Miscellaneous		0.00	6.87	0.00	0.00	0.00	0.00	0.00	0.00
<b>Division: 0000 - Non-Departmental Total:</b>			<b>9,418.80</b>	<b>207,462.45</b>	<b>97,709.23</b>	<b>97,709.23</b>	<b>100,170.35</b>	<b>102,110.00</b>	<b>97,183.00</b>	<b>97,183.00</b>
<b>AcctType: 4 - Revenue Total:</b>			<b>9,418.80</b>	<b>207,462.45</b>	<b>97,709.23</b>	<b>97,709.23</b>	<b>100,170.35</b>	<b>102,110.00</b>	<b>97,183.00</b>	<b>97,183.00</b>
<b>Department : 000 - Non-Departmental Total:</b>			<b>9,418.80</b>	<b>207,462.45</b>	<b>97,709.23</b>	<b>97,709.23</b>	<b>100,170.35</b>	<b>102,110.00</b>	<b>97,183.00</b>	<b>97,183.00</b>
<b>Department : 170 - Solid Waste Management</b>										
<b>AcctType: 4 - Revenue</b>										
<b>Division: 1700 - Solid Waste Managmnt</b>										
<a href="#">090-4-1700-81110</a>	Landfill Surcharge Revenue		264,624.11	268,299.39	267,000.00	267,000.00	260,349.98	267,000.00	267,000.00	267,000.00
<a href="#">090-4-1700-81702</a>	Penalty Fee-Landfill Surcharge		3,471.39	3,479.67	3,400.00	3,400.00	3,295.90	3,225.00	3,400.00	3,400.00
<b>Division: 1700 - Solid Waste Managmnt Total:</b>			<b>268,095.50</b>	<b>271,779.06</b>	<b>270,400.00</b>	<b>270,400.00</b>	<b>263,645.88</b>	<b>270,225.00</b>	<b>270,400.00</b>	<b>270,400.00</b>
<b>AcctType: 4 - Revenue Total:</b>			<b>268,095.50</b>	<b>271,779.06</b>	<b>270,400.00</b>	<b>270,400.00</b>	<b>263,645.88</b>	<b>270,225.00</b>	<b>270,400.00</b>	<b>270,400.00</b>
<b>AcctType: 5 - Expense</b>										
<b>Division: 1703 - Landfill</b>										
<b>Category: 30 - Services</b>										
<a href="#">090-5-1703-31400</a>	Professional Services		2,925.00	0.00	0.00	0.00	0.00	0.00	37,000.00	37,000.00
<b>Budget Detail</b>										
<b>Budget Code</b>	<b>Description</b>	<b>Units</b>	<b>Price</b>	<b>Amount</b>						
City Commission	Title V Air Permit renewal	0.00	0.00	37,000.00						
<b>Category: 30 - Services Total:</b>			<b>2,925.00</b>	<b>0.00</b>	<b>0.00</b>	<b>0.00</b>	<b>0.00</b>	<b>0.00</b>	<b>37,000.00</b>	<b>37,000.00</b>
<b>Category: 40 - Repairs</b>										
<a href="#">090-5-1703-41100</a>	Vehicle Maintenance		0.00	27,647.59	0.00	62,662.00	58,049.53	62,662.00	0.00	0.00

General Funds

For Fiscal: 10/2017-09/2018 Period Ending: 09/30/2018

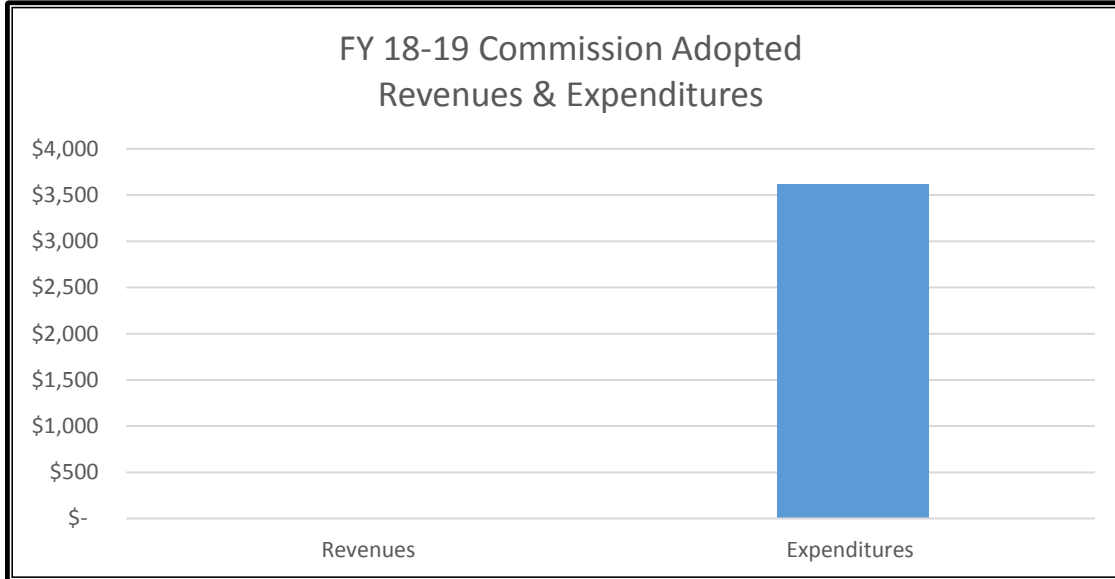
		Defined Budgets							
		2016	2017	2018	2018	2018	2018	2019	2019
		Total Activity	Total Activity	Original Budget	Total Budget (Amended)	YTD Activity	Expected Annual	City Manager Proposed	City Commission Adopted
<a href="#">090-5-1703-41400</a>	Equipment Maintenance	0.00	0.00	0.00	0.00	0.00	0.00	0.00	0.00
	<b>Category: 40 - Repairs Total:</b>	<b>0.00</b>	<b>27,647.59</b>	<b>0.00</b>	<b>62,662.00</b>	<b>58,049.53</b>	<b>62,662.00</b>	<b>0.00</b>	<b>0.00</b>
	<b>Category: 70 - Capital Outlay</b>								
<a href="#">090-5-1703-71400</a>	Landfill Expansion	271,626.40	1,874,447.00	0.00	0.00	0.00	0.00	0.00	0.00
	<b>Category: 70 - Capital Outlay Total:</b>	<b>271,626.40</b>	<b>1,874,447.00</b>	<b>0.00</b>	<b>0.00</b>	<b>0.00</b>	<b>0.00</b>	<b>0.00</b>	<b>0.00</b>
	<b>Category: 95 - Prior Yr Adjustments</b>								
<a href="#">090-5-1703-95000</a>	Bad Debt	541.76	843.34	4,695.00	4,695.00	0.00	4,695.00	4,695.00	4,695.00
	<b>Category: 95 - Prior Yr Adjustments Total:</b>	<b>541.76</b>	<b>843.34</b>	<b>4,695.00</b>	<b>4,695.00</b>	<b>0.00</b>	<b>4,695.00</b>	<b>4,695.00</b>	<b>4,695.00</b>
	<b>Division: 1703 - Landfill Total:</b>	<b>275,093.16</b>	<b>1,902,937.93</b>	<b>4,695.00</b>	<b>67,357.00</b>	<b>58,049.53</b>	<b>67,357.00</b>	<b>41,695.00</b>	<b>41,695.00</b>
	<b>AcctType: 5 - Expense Total:</b>	<b>275,093.16</b>	<b>1,902,937.93</b>	<b>4,695.00</b>	<b>67,357.00</b>	<b>58,049.53</b>	<b>67,357.00</b>	<b>41,695.00</b>	<b>41,695.00</b>
	<b>Department : 170 - Solid Waste Management Surplus (Deficit):</b>	<b>-6,997.66</b>	<b>-1,631,158.87</b>	<b>265,705.00</b>	<b>203,043.00</b>	<b>205,596.35</b>	<b>202,868.00</b>	<b>228,705.00</b>	<b>228,705.00</b>
	<b>Department : 690 - Fund Expense/Transfer</b>								
	<b>AcctType: 5 - Expense</b>								
	<b>Division: 6900 - Fund Expense/Transfer</b>								
	<b>Category: 80 - Transfers Out</b>								
<a href="#">090-5-6900-80091</a>	Transfer To Fund 091	0.00	0.00	0.00	0.00	0.00	0.00	0.00	0.00
	<b>Category: 80 - Transfers Out Total:</b>	<b>0.00</b>	<b>0.00</b>	<b>0.00</b>	<b>0.00</b>	<b>0.00</b>	<b>0.00</b>	<b>0.00</b>	<b>0.00</b>
	<b>Division: 6900 - Fund Expense/Transfer Total:</b>	<b>0.00</b>	<b>0.00</b>	<b>0.00</b>	<b>0.00</b>	<b>0.00</b>	<b>0.00</b>	<b>0.00</b>	<b>0.00</b>
	<b>AcctType: 5 - Expense Total:</b>	<b>0.00</b>	<b>0.00</b>	<b>0.00</b>	<b>0.00</b>	<b>0.00</b>	<b>0.00</b>	<b>0.00</b>	<b>0.00</b>
	<b>Department : 690 - Fund Expense/Transfer Total:</b>	<b>0.00</b>	<b>0.00</b>	<b>0.00</b>	<b>0.00</b>	<b>0.00</b>	<b>0.00</b>	<b>0.00</b>	<b>0.00</b>
	<b>Total Revenues</b>	<b>277,514.30</b>	<b>479,241.51</b>	<b>368,109.23</b>	<b>368,109.23</b>	<b>363,816.23</b>	<b>372,335.00</b>	<b>367,583.00</b>	<b>367,583.00</b>
	<b>Total Expenses</b>	<b>275,093.16</b>	<b>1,902,937.93</b>	<b>4,695.00</b>	<b>67,357.00</b>	<b>58,049.53</b>	<b>67,357.00</b>	<b>41,695.00</b>	<b>41,695.00</b>
	<b>Fund: 090 - LANDFILL CLOSURE FUND Surplus (Deficit):</b>	<b>2,421.14</b>	<b>-1,423,696.42</b>	<b>363,414.23</b>	<b>300,752.23</b>	<b>305,766.70</b>	<b>304,978.00</b>	<b>325,888.00</b>	<b>325,888.00</b>





# FUND 091 – GENERAL FUND

## CAPITAL PROJECTS FUND SUMMARY



	<b>FY 18-19 Adopted Budget</b>
Revenues	\$ -
Expenditures	3,616
Net Revenues over (under) Expenditures	<u>\$ (3,616)</u>
 <b><u>Fund Balance</u></b>	
Beginning Fund Balance - (Unaudited)	\$ 3,616
Budgeted Revenues	0
Budgeted Expenditures	3,616
Estimated Ending Fund Balance 09/30/19	<u>\$ 0</u>

General Funds

For Fiscal: 10/2017-09/2018 Period Ending: 09/30/2018

		2016	2017	2018	2018	2018	Defined Budgets		2019	2019
		Total Activity	Total Activity	Original Budget	Total Budget (Amended)	YTD Activity	2018 Expected Annual	2019 City Manager Proposed	2019 City Commission Adopted	
<b>Fund: 091 - GF CAPITAL PROJECTS</b>										
<b>Department : 000 - Non-Departmental</b>										
<b>AcctType: 4 - Revenue</b>										
<b>Division: 0000 - Non-Departmental</b>										
<a href="#">091-4-0000-75001</a>	Trsfers from Fund 001	0.00	0.00	0.00	0.00	0.00	0.00	0.00	0.00	0.00
<a href="#">091-4-0000-75003</a>	Transfer From Fund 003	0.00	0.00	0.00	0.00	0.00	0.00	0.00	0.00	0.00
<a href="#">091-4-0000-75010</a>	Transfer From Fund 051	0.00	0.00	0.00	0.00	0.00	0.00	0.00	0.00	0.00
<a href="#">091-4-0000-75013</a>	Trsfers from Fund 001-FY13	0.00	0.00	0.00	0.00	0.00	0.00	0.00	0.00	0.00
<a href="#">091-4-0000-75065</a>	Trsfers from Fund 065	49,792.00	0.00	0.00	0.00	0.00	0.00	0.00	0.00	0.00
<a href="#">091-4-0000-75090</a>	Trsfers from Fund 090	0.00	0.00	0.00	0.00	0.00	0.00	0.00	0.00	0.00
<a href="#">091-4-0000-91503</a>	Interest Income	6,166.99	2,306.33	0.00	0.00	58.17	72.00	0.00	0.00	0.00
<a href="#">091-4-0000-98500</a>	Recovery of Prior Year Expenditu...	0.00	0.00	0.00	0.00	0.00	0.00	0.00	0.00	0.00
<a href="#">091-4-0000-99000</a>	Miscellaneous	0.00	0.00	0.00	0.00	0.00	0.00	0.00	0.00	0.00
<b>Division: 0000 - Non-Departmental Total:</b>		<b>55,958.99</b>	<b>2,306.33</b>	<b>0.00</b>	<b>0.00</b>	<b>58.17</b>	<b>72.00</b>	<b>0.00</b>	<b>0.00</b>	<b>0.00</b>
<b>AcctType: 4 - Revenue Total:</b>		<b>55,958.99</b>	<b>2,306.33</b>	<b>0.00</b>	<b>0.00</b>	<b>58.17</b>	<b>72.00</b>	<b>0.00</b>	<b>0.00</b>	<b>0.00</b>
<b>Department : 000 - Non-Departmental Total:</b>		<b>55,958.99</b>	<b>2,306.33</b>	<b>0.00</b>	<b>0.00</b>	<b>58.17</b>	<b>72.00</b>	<b>0.00</b>	<b>0.00</b>	<b>0.00</b>
<b>Department : 103 - City Special</b>										
<b>AcctType: 5 - Expense</b>										
<b>Division: 1030 - City Special</b>										
<b>Category: 20 - Supplies</b>										
<a href="#">091-5-1030-21700</a>	Minor Equipment/Furniture	131,561.92	0.00	0.00	0.00	0.00	0.00	0.00	0.00	0.00
<a href="#">091-5-1030-22600</a>	Computers & Associated Equipm...	0.00	0.00	0.00	0.00	0.00	0.00	0.00	0.00	0.00
<b>Category: 20 - Supplies Total:</b>		<b>131,561.92</b>	<b>0.00</b>	<b>0.00</b>	<b>0.00</b>	<b>0.00</b>	<b>0.00</b>	<b>0.00</b>	<b>0.00</b>	<b>0.00</b>
<b>Category: 30 - Services</b>										
<a href="#">091-5-1030-31430</a>	PrfServ-KC Golf Course	0.00	0.00	0.00	0.00	0.00	0.00	0.00	0.00	0.00
<b>Category: 30 - Services Total:</b>		<b>0.00</b>	<b>0.00</b>	<b>0.00</b>	<b>0.00</b>	<b>0.00</b>	<b>0.00</b>	<b>0.00</b>	<b>0.00</b>	<b>0.00</b>
<b>Category: 50 - Maintenance</b>										
<a href="#">091-5-1030-59100</a>	Grounds & Perm Fixtures	4,679.80	0.00	0.00	0.00	0.00	0.00	0.00	0.00	0.00
<b>Category: 50 - Maintenance Total:</b>		<b>4,679.80</b>	<b>0.00</b>	<b>0.00</b>	<b>0.00</b>	<b>0.00</b>	<b>0.00</b>	<b>0.00</b>	<b>0.00</b>	<b>0.00</b>
<b>Category: 70 - Capital Outlay</b>										
<a href="#">091-5-1030-71300</a>	Building	1,877,382.89	0.00	0.00	0.00	0.00	0.00	0.00	0.00	0.00

General Funds

For Fiscal: 10/2017-09/2018 Period Ending: 09/30/2018

		Defined Budgets							
		2016	2017	2018	2018	2018	2018	2019	2019
		Total Activity	Total Activity	Original Budget	Total Budget (Amended)	YTD Activity	Expected Annual	City Manager Proposed	City Commission Adopted
<a href="#">091-5-1030-72602</a>	Computers & Associated Equipm...	0.00	0.00	0.00	0.00	0.00	0.00	0.00	0.00
<b>Category: 70 - Capital Outlay Total:</b>		<b>1,877,382.89</b>	<b>0.00</b>	<b>0.00</b>	<b>0.00</b>	<b>0.00</b>	<b>0.00</b>	<b>0.00</b>	<b>0.00</b>
<b>Division: 1030 - City Special Total:</b>		<b>2,013,624.61</b>	<b>0.00</b>	<b>0.00</b>	<b>0.00</b>	<b>0.00</b>	<b>0.00</b>	<b>0.00</b>	<b>0.00</b>
<b>AcctType: 5 - Expense Total:</b>		<b>2,013,624.61</b>	<b>0.00</b>	<b>0.00</b>	<b>0.00</b>	<b>0.00</b>	<b>0.00</b>	<b>0.00</b>	<b>0.00</b>
<b>Department : 103 - City Special Total:</b>		<b>2,013,624.61</b>	<b>0.00</b>	<b>0.00</b>	<b>0.00</b>	<b>0.00</b>	<b>0.00</b>	<b>0.00</b>	<b>0.00</b>
<b>Department : 160 - Planning /DevlopSvcs</b>									
<b>AcctType: 5 - Expense</b>									
<b>Division: 1601 - Planning/DevlopSvcs</b>									
<b>Category: 30 - Services</b>									
<a href="#">091-5-1601-31400</a>	Professional Services	0.00	0.00	0.00	0.00	0.00	0.00	0.00	0.00
<b>Category: 30 - Services Total:</b>		<b>0.00</b>	<b>0.00</b>	<b>0.00</b>	<b>0.00</b>	<b>0.00</b>	<b>0.00</b>	<b>0.00</b>	<b>0.00</b>
<b>Category: 50 - Maintenance</b>									
<a href="#">091-5-1601-59100</a>	Grounds & Perm Fixtures	0.00	0.00	0.00	0.00	0.00	0.00	0.00	0.00
<b>Category: 50 - Maintenance Total:</b>		<b>0.00</b>	<b>0.00</b>	<b>0.00</b>	<b>0.00</b>	<b>0.00</b>	<b>0.00</b>	<b>0.00</b>	<b>0.00</b>
<b>Division: 1601 - Planning/DevlopSvcs Total:</b>		<b>0.00</b>	<b>0.00</b>	<b>0.00</b>	<b>0.00</b>	<b>0.00</b>	<b>0.00</b>	<b>0.00</b>	<b>0.00</b>
<b>Division: 1602 - Building Services</b>									
<b>Category: 70 - Capital Outlay</b>									
<a href="#">091-5-1602-71100</a>	Vehicle	0.00	0.00	0.00	0.00	0.00	0.00	0.00	0.00
<b>Category: 70 - Capital Outlay Total:</b>		<b>0.00</b>	<b>0.00</b>	<b>0.00</b>	<b>0.00</b>	<b>0.00</b>	<b>0.00</b>	<b>0.00</b>	<b>0.00</b>
<b>Division: 1602 - Building Services Total:</b>		<b>0.00</b>	<b>0.00</b>	<b>0.00</b>	<b>0.00</b>	<b>0.00</b>	<b>0.00</b>	<b>0.00</b>	<b>0.00</b>
<b>Division: 1603 - Community Appearance</b>									
<b>Category: 20 - Supplies</b>									
<a href="#">091-5-1603-21700</a>	Minor Eq/Furniture	293.99	0.00	0.00	0.00	0.00	0.00	0.00	0.00
<b>Category: 20 - Supplies Total:</b>		<b>293.99</b>	<b>0.00</b>	<b>0.00</b>	<b>0.00</b>	<b>0.00</b>	<b>0.00</b>	<b>0.00</b>	<b>0.00</b>
<b>Category: 30 - Services</b>									
<a href="#">091-5-1603-34500</a>	Community Appearance City/K...	0.00	0.00	0.00	0.00	0.00	0.00	0.00	0.00
<a href="#">091-5-1603-34501</a>	Community Appearance-Sign Re...	0.00	0.00	0.00	0.00	0.00	0.00	0.00	0.00
<b>Category: 30 - Services Total:</b>		<b>0.00</b>	<b>0.00</b>	<b>0.00</b>	<b>0.00</b>	<b>0.00</b>	<b>0.00</b>	<b>0.00</b>	<b>0.00</b>
<b>Division: 1603 - Community Appearance Total:</b>		<b>293.99</b>	<b>0.00</b>	<b>0.00</b>	<b>0.00</b>	<b>0.00</b>	<b>0.00</b>	<b>0.00</b>	<b>0.00</b>
<b>AcctType: 5 - Expense Total:</b>		<b>293.99</b>	<b>0.00</b>	<b>0.00</b>	<b>0.00</b>	<b>0.00</b>	<b>0.00</b>	<b>0.00</b>	<b>0.00</b>
<b>Department : 160 - Planning /DevlopSvcs Total:</b>		<b>293.99</b>	<b>0.00</b>	<b>0.00</b>	<b>0.00</b>	<b>0.00</b>	<b>0.00</b>	<b>0.00</b>	<b>0.00</b>

General Funds

For Fiscal: 10/2017-09/2018 Period Ending: 09/30/2018

		Defined Budgets								
		2016	2017	2018	2018	2018	2018	2019	2019	
		Total Activity	Total Activity	Original Budget	Total Budget (Amended)	YTD Activity	Expected Annual	City Manager Proposed	City Commission Adopted	
<b>Department : 170 - Solid Waste Management</b>										
<b>AcctType: 5 - Expense</b>										
<b>Division: 1701 - Admin - Recycling Center</b>										
<b>Category: 50 - Maintenance</b>										
<a href="#">091-5-1701-59100</a>	Grounds & Perm Fixtures	0.00	0.00	0.00	0.00	0.00	0.00	0.00	0.00	
<b>Category: 50 - Maintenance Total:</b>		<b>0.00</b>	<b>0.00</b>	<b>0.00</b>	<b>0.00</b>	<b>0.00</b>	<b>0.00</b>	<b>0.00</b>	<b>0.00</b>	
<b>Division: 1701 - Admin - Recycling Center Total:</b>		<b>0.00</b>	<b>0.00</b>	<b>0.00</b>	<b>0.00</b>	<b>0.00</b>	<b>0.00</b>	<b>0.00</b>	<b>0.00</b>	
<b>Division: 1702 - Sanitation Collection</b>										
<b>Category: 70 - Capital Outlay</b>										
<a href="#">091-5-1702-71100</a>	Vehicle	0.00	0.00	0.00	0.00	0.00	0.00	0.00	0.00	
<b>Category: 70 - Capital Outlay Total:</b>		<b>0.00</b>	<b>0.00</b>	<b>0.00</b>	<b>0.00</b>	<b>0.00</b>	<b>0.00</b>	<b>0.00</b>	<b>0.00</b>	
<b>Division: 1702 - Sanitation Collection Total:</b>		<b>0.00</b>	<b>0.00</b>	<b>0.00</b>	<b>0.00</b>	<b>0.00</b>	<b>0.00</b>	<b>0.00</b>	<b>0.00</b>	
<b>AcctType: 5 - Expense Total:</b>		<b>0.00</b>	<b>0.00</b>	<b>0.00</b>	<b>0.00</b>	<b>0.00</b>	<b>0.00</b>	<b>0.00</b>	<b>0.00</b>	
<b>Department : 170 - Solid Waste Management Total:</b>		<b>0.00</b>	<b>0.00</b>	<b>0.00</b>	<b>0.00</b>	<b>0.00</b>	<b>0.00</b>	<b>0.00</b>	<b>0.00</b>	
<b>Department : 180 - Finance</b>										
<b>AcctType: 5 - Expense</b>										
<b>Division: 1803 - Municipal Court</b>										
<b>Category: 20 - Supplies</b>										
<a href="#">091-5-1803-21700</a>	Minor Eq/Furniture	0.00	0.00	0.00	0.00	0.00	0.00	0.00	0.00	
<b>Category: 20 - Supplies Total:</b>		<b>0.00</b>	<b>0.00</b>	<b>0.00</b>	<b>0.00</b>	<b>0.00</b>	<b>0.00</b>	<b>0.00</b>	<b>0.00</b>	
<b>Category: 70 - Capital Outlay</b>										
<a href="#">091-5-1803-71200</a>	Machinery/Equipment	0.00	0.00	0.00	0.00	0.00	0.00	0.00	0.00	
<b>Category: 70 - Capital Outlay Total:</b>		<b>0.00</b>	<b>0.00</b>	<b>0.00</b>	<b>0.00</b>	<b>0.00</b>	<b>0.00</b>	<b>0.00</b>	<b>0.00</b>	
<b>Division: 1803 - Municipal Court Total:</b>		<b>0.00</b>	<b>0.00</b>	<b>0.00</b>	<b>0.00</b>	<b>0.00</b>	<b>0.00</b>	<b>0.00</b>	<b>0.00</b>	
<b>AcctType: 5 - Expense Total:</b>		<b>0.00</b>	<b>0.00</b>	<b>0.00</b>	<b>0.00</b>	<b>0.00</b>	<b>0.00</b>	<b>0.00</b>	<b>0.00</b>	
<b>Department : 180 - Finance Total:</b>		<b>0.00</b>	<b>0.00</b>	<b>0.00</b>	<b>0.00</b>	<b>0.00</b>	<b>0.00</b>	<b>0.00</b>	<b>0.00</b>	
<b>Department : 190 - Technology Services</b>										
<b>AcctType: 5 - Expense</b>										
<b>Division: 1902 - Technology Services</b>										
<b>Category: 20 - Supplies</b>										
<a href="#">091-5-1902-22600</a>	Computers & Associated Equipm...	0.00	0.00	0.00	0.00	0.00	0.00	0.00	0.00	
<b>Category: 20 - Supplies Total:</b>		<b>0.00</b>	<b>0.00</b>	<b>0.00</b>	<b>0.00</b>	<b>0.00</b>	<b>0.00</b>	<b>0.00</b>	<b>0.00</b>	



General Funds

For Fiscal: 10/2017-09/2018 Period Ending: 09/30/2018

		Defined Budgets							
		2016	2017	2018	2018	2018	2018	2019	2019
		Total Activity	Total Activity	Original Budget	Total Budget (Amended)	YTD Activity	Expected Annual	City Manager Proposed	City Commission Adopted
<b>Category: 70 - Capital Outlay</b>									
<a href="#">091-5-1902-72602</a>	Computers & Associated Eqp.	0.00	0.00	0.00	0.00	0.00	0.00	0.00	0.00
<b>Category: 70 - Capital Outlay Total:</b>		<b>0.00</b>	<b>0.00</b>	<b>0.00</b>	<b>0.00</b>	<b>0.00</b>	<b>0.00</b>	<b>0.00</b>	<b>0.00</b>
<b>Division: 1902 - Technology Services Total:</b>		<b>0.00</b>	<b>0.00</b>	<b>0.00</b>	<b>0.00</b>	<b>0.00</b>	<b>0.00</b>	<b>0.00</b>	<b>0.00</b>
<b>AcctType: 5 - Expense Total:</b>		<b>0.00</b>	<b>0.00</b>	<b>0.00</b>	<b>0.00</b>	<b>0.00</b>	<b>0.00</b>	<b>0.00</b>	<b>0.00</b>
<b>Department : 190 - Technology Services Total:</b>		<b>0.00</b>	<b>0.00</b>	<b>0.00</b>	<b>0.00</b>	<b>0.00</b>	<b>0.00</b>	<b>0.00</b>	<b>0.00</b>
<b>Department : 220 - Fire</b>									
<b>AcctType: 4 - Revenue</b>									
<b>Division: 2200 - Fire</b>									
<a href="#">091-4-2200-99000</a>	Miscellaneous	0.00	0.00	0.00	0.00	0.00	0.00	0.00	0.00
<b>Division: 2200 - Fire Total:</b>		<b>0.00</b>	<b>0.00</b>	<b>0.00</b>	<b>0.00</b>	<b>0.00</b>	<b>0.00</b>	<b>0.00</b>	<b>0.00</b>
<b>AcctType: 4 - Revenue Total:</b>		<b>0.00</b>	<b>0.00</b>	<b>0.00</b>	<b>0.00</b>	<b>0.00</b>	<b>0.00</b>	<b>0.00</b>	<b>0.00</b>
<b>AcctType: 5 - Expense</b>									
<b>Division: 2200 - Fire</b>									
<b>Category: 20 - Supplies</b>									
<a href="#">091-5-2200-21700</a>	Minor Eq/Furniture	0.00	0.00	0.00	0.00	0.00	0.00	0.00	0.00
<a href="#">091-5-2200-22600</a>	Computers & Associated Equip	158.76	0.00	0.00	0.00	0.00	0.00	0.00	0.00
<b>Category: 20 - Supplies Total:</b>		<b>158.76</b>	<b>0.00</b>	<b>0.00</b>	<b>0.00</b>	<b>0.00</b>	<b>0.00</b>	<b>0.00</b>	<b>0.00</b>
<b>Category: 50 - Maintenance</b>									
<a href="#">091-5-2200-51100</a>	Building Maintenance	0.00	0.00	0.00	0.00	0.00	0.00	0.00	0.00
<b>Category: 50 - Maintenance Total:</b>		<b>0.00</b>	<b>0.00</b>	<b>0.00</b>	<b>0.00</b>	<b>0.00</b>	<b>0.00</b>	<b>0.00</b>	<b>0.00</b>
<b>Category: 70 - Capital Outlay</b>									
<a href="#">091-5-2200-71100</a>	Vehicle	0.00	0.00	0.00	0.00	0.00	0.00	0.00	0.00
<a href="#">091-5-2200-71200</a>	Machinery/Equipment	0.00	0.00	0.00	0.00	0.00	0.00	0.00	0.00
<a href="#">091-5-2200-71300</a>	Building	0.00	0.00	0.00	0.00	0.00	0.00	0.00	0.00
<a href="#">091-5-2200-72600</a>	Computers	0.00	0.00	0.00	0.00	0.00	0.00	0.00	0.00
<b>Category: 70 - Capital Outlay Total:</b>		<b>0.00</b>	<b>0.00</b>	<b>0.00</b>	<b>0.00</b>	<b>0.00</b>	<b>0.00</b>	<b>0.00</b>	<b>0.00</b>
<b>Division: 2200 - Fire Total:</b>		<b>158.76</b>	<b>0.00</b>	<b>0.00</b>	<b>0.00</b>	<b>0.00</b>	<b>0.00</b>	<b>0.00</b>	<b>0.00</b>
<b>AcctType: 5 - Expense Total:</b>		<b>158.76</b>	<b>0.00</b>	<b>0.00</b>	<b>0.00</b>	<b>0.00</b>	<b>0.00</b>	<b>0.00</b>	<b>0.00</b>
<b>Department : 220 - Fire Surplus (Deficit):</b>		<b>-158.76</b>	<b>0.00</b>	<b>0.00</b>	<b>0.00</b>	<b>0.00</b>	<b>0.00</b>	<b>0.00</b>	<b>0.00</b>

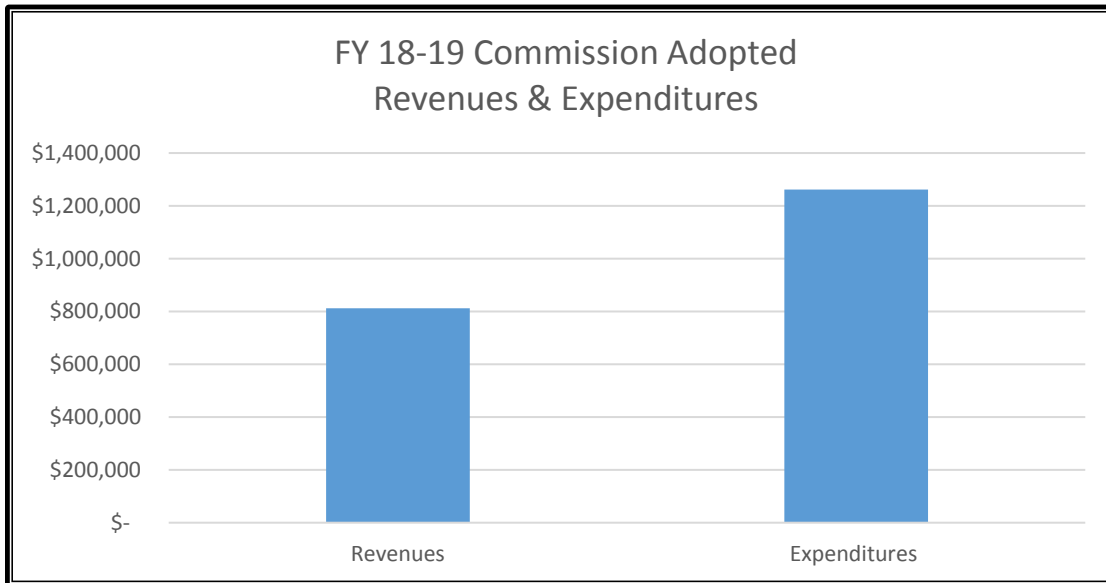
General Funds

For Fiscal: 10/2017-09/2018 Period Ending: 09/30/2018

		2016	2017	2018	2018	2018	Defined Budgets		2019	2019
		Total Activity	Total Activity	Original Budget	Total Budget (Amended)	YTD Activity	2018 Expected Annual	2019 City Manager Proposed	2019 City Commission Adopted	
Department : 450 - Parks & Recreation										
AcctType: 5 - Expense										
Division: 4503 - Parks Maintenance										
Category: 50 - Maintenance										
<a href="#">091-5-4503-51100</a>	Building Maintenance	0.00	0.00	0.00	0.00	0.00	0.00	0.00	0.00	0.00
<a href="#">091-5-4503-59100</a>	Grounds & Perm Fixtures	0.00	0.00	0.00	0.00	0.00	0.00	0.00	0.00	0.00
<b>Category: 50 - Maintenance Total:</b>		<b>0.00</b>	<b>0.00</b>	<b>0.00</b>	<b>0.00</b>	<b>0.00</b>	<b>0.00</b>	<b>0.00</b>	<b>0.00</b>	<b>0.00</b>
Category: 70 - Capital Outlay										
<a href="#">091-5-4503-71200</a>	Machinery/Equipment	0.00	0.00	0.00	0.00	0.00	0.00	0.00	0.00	0.00
<b>Category: 70 - Capital Outlay Total:</b>		<b>0.00</b>	<b>0.00</b>	<b>0.00</b>	<b>0.00</b>	<b>0.00</b>	<b>0.00</b>	<b>0.00</b>	<b>0.00</b>	<b>0.00</b>
<b>Division: 4503 - Parks Maintenance Total:</b>		<b>0.00</b>	<b>0.00</b>	<b>0.00</b>	<b>0.00</b>	<b>0.00</b>	<b>0.00</b>	<b>0.00</b>	<b>0.00</b>	<b>0.00</b>
<b>AcctType: 5 - Expense Total:</b>		<b>0.00</b>	<b>0.00</b>	<b>0.00</b>	<b>0.00</b>	<b>0.00</b>	<b>0.00</b>	<b>0.00</b>	<b>0.00</b>	<b>0.00</b>
<b>Department : 450 - Parks &amp; Recreation Total:</b>		<b>0.00</b>	<b>0.00</b>	<b>0.00</b>	<b>0.00</b>	<b>0.00</b>	<b>0.00</b>	<b>0.00</b>	<b>0.00</b>	<b>0.00</b>
Department : 690 - Fund Expense/Transfer										
AcctType: 5 - Expense										
Division: 6900 - Fund Expense/Transfer										
Category: 80 - Transfers Out										
<a href="#">091-5-6900-80001</a>	Transfer To Fund 001	58,240.00	0.00	0.00	0.00	0.00	0.00	3,616.00	3,616.00	
<b>Budget Detail</b>										
<b>Budget Code</b>	<b>Description</b>	<b>Units</b>	<b>Price</b>	<b>Amount</b>						
City Commission	Trsfr to Close Fund	0.00	0.00	3,616.00						
<a href="#">091-5-6900-80092</a>	Transfer To Fund 092	0.00	0.00	0.00	0.00	0.00	0.00	0.00	0.00	0.00
<b>Category: 80 - Transfers Out Total:</b>		<b>58,240.00</b>	<b>0.00</b>	<b>0.00</b>	<b>0.00</b>	<b>0.00</b>	<b>0.00</b>	<b>3,616.00</b>	<b>3,616.00</b>	
<b>Division: 6900 - Fund Expense/Transfer Total:</b>		<b>58,240.00</b>	<b>0.00</b>	<b>0.00</b>	<b>0.00</b>	<b>0.00</b>	<b>0.00</b>	<b>3,616.00</b>	<b>3,616.00</b>	
<b>AcctType: 5 - Expense Total:</b>		<b>58,240.00</b>	<b>0.00</b>	<b>0.00</b>	<b>0.00</b>	<b>0.00</b>	<b>0.00</b>	<b>3,616.00</b>	<b>3,616.00</b>	
<b>Department : 690 - Fund Expense/Transfer Total:</b>		<b>58,240.00</b>	<b>0.00</b>	<b>0.00</b>	<b>0.00</b>	<b>0.00</b>	<b>0.00</b>	<b>3,616.00</b>	<b>3,616.00</b>	
<b>Total Revenues</b>		<b>55,958.99</b>	<b>2,306.33</b>	<b>0.00</b>	<b>0.00</b>	<b>58.17</b>	<b>72.00</b>	<b>0.00</b>	<b>0.00</b>	
<b>Total Expenses</b>		<b>2,072,317.36</b>	<b>0.00</b>	<b>0.00</b>	<b>0.00</b>	<b>0.00</b>	<b>0.00</b>	<b>3,616.00</b>	<b>3,616.00</b>	
<b>Fund: 091 - GF CAPITAL PROJECTS Surplus (Deficit):</b>		<b>-2,016,358.37</b>	<b>2,306.33</b>	<b>0.00</b>	<b>0.00</b>	<b>58.17</b>	<b>72.00</b>	<b>-3,616.00</b>	<b>-3,616.00</b>	

# FUND 092 – STREET FUND

## FUND SUMMARY



	<b>FY 18-19 Adopted Budget</b>
Revenues	\$ 812,000
Expenditures	1,262,021
Net Revenues over (under) Expenditures	<u>\$ (450,021)</u>

**Fund Balance**

Beginning Fund Balance - (Unaudited)	\$ 589,603
Budgeted Revenues	812,000
Budgeted Expenditures	1,212,021
Budgeted Transfers	50,000
Total Expenditures	<u>1,262,021</u>
Estimated Ending Fund Balance 09/30/19	<u>\$ 139,582</u>

General Funds

For Fiscal: 10/2017-09/2018 Period Ending: 09/30/2018

						Defined Budgets			
		2016	2017	2018	2018	2018	2018	2019	2019
		Total Activity	Total Activity	Original Budget	Total Budget (Amended)	YTD Activity	Expected Annual	City Manager Proposed	City Commission Adopted
<b>Fund: 092 - STREET FUND</b>									
<b>Department : 000 - Non-Departmental</b>									
<b>AcctType: 4 - Revenue</b>									
<b>Division: 0000 - Non-Departmental</b>									
<a href="#">092-4-0000-75067</a>	Transfer From Fund 067	0.00	37,229.38	0.00	0.00	0.00	0.00	0.00	0.00
<a href="#">092-4-0000-75091</a>	Transfer From Fund 091	0.00	0.00	0.00	0.00	0.00	0.00	0.00	0.00
<a href="#">092-4-0000-99000</a>	Miscellaneous	0.00	-5.00	0.00	0.00	0.00	0.00	0.00	0.00
<b>Division: 0000 - Non-Departmental Total:</b>		<b>0.00</b>	<b>37,224.38</b>	<b>0.00</b>	<b>0.00</b>	<b>0.00</b>	<b>0.00</b>	<b>0.00</b>	<b>0.00</b>
<b>AcctType: 4 - Revenue Total:</b>		<b>0.00</b>	<b>37,224.38</b>	<b>0.00</b>	<b>0.00</b>	<b>0.00</b>	<b>0.00</b>	<b>0.00</b>	<b>0.00</b>
<b>Department : 000 - Non-Departmental Total:</b>		<b>0.00</b>	<b>37,224.38</b>	<b>0.00</b>	<b>0.00</b>	<b>0.00</b>	<b>0.00</b>	<b>0.00</b>	<b>0.00</b>
<b>Department : 305 - Street</b>									
<b>AcctType: 4 - Revenue</b>									
<b>Division: 3050 - Street</b>									
<a href="#">092-4-3050-84000</a>	Street Maintenance Fee	601,700.00	817,470.03	812,000.00	812,000.00	792,847.83	812,000.00	812,000.00	812,000.00
<b>Division: 3050 - Street Total:</b>		<b>601,700.00</b>	<b>817,470.03</b>	<b>812,000.00</b>	<b>812,000.00</b>	<b>792,847.83</b>	<b>812,000.00</b>	<b>812,000.00</b>	<b>812,000.00</b>
<b>AcctType: 4 - Revenue Total:</b>		<b>601,700.00</b>	<b>817,470.03</b>	<b>812,000.00</b>	<b>812,000.00</b>	<b>792,847.83</b>	<b>812,000.00</b>	<b>812,000.00</b>	<b>812,000.00</b>
<b>AcctType: 5 - Expense</b>									
<b>Division: 3050 - Street</b>									
<b>Category: 30 - Services</b>									
<a href="#">092-5-3050-31400</a>	Professional Services	0.00	0.00	0.00	30,467.00	30,467.00	30,467.00	0.00	0.00
<b>Category: 30 - Services Total:</b>		<b>0.00</b>	<b>0.00</b>	<b>0.00</b>	<b>30,467.00</b>	<b>30,467.00</b>	<b>30,467.00</b>	<b>0.00</b>	<b>0.00</b>

General Funds

For Fiscal: 10/2017-09/2018 Period Ending: 09/30/2018

		2016	2017	2018	2018	2018	Defined Budgets		
		Total Activity	Total Activity	Original Budget	Total Budget (Amended)	YTD Activity	2018 Expected Annual	2019 City Manager Proposed	2019 City Commission Adopted
<b>Category: 50 - Maintenance</b>									
<a href="#">092-5-3050-52100</a>	Street & Bridge	301,435.59	449,584.18	862,000.00	831,533.00	455,341.01	831,533.00	1,212,021.00	1,212,021.00
<b>Budget Detail</b>									
<b>Budget Code</b>	<b>Description</b>	<b>Units</b>	<b>Price</b>	<b>Amount</b>					
City Commission	Asphalt # 112 Oris - Yoakum to Henrietta	1.00	12,048.42	12,048.42					
City Commission	Asphalt #111- 8th - Nettie to Ella	1.00	31,003.79	31,003.79					
City Commission	Asphalt #113 Oris - Lantana to Jackson	1.00	14,035.19	14,035.19					
City Commission	asphalt #114 Wanda - Lee to Alice	1.00	27,635.63	27,635.63					
City Commission	Asphalt #119 12th - Alice to Lee	1.00	28,892.53	28,892.53					
City Commission	Asphalt #120 Lee - Lantana to Armstrong	1.00	70,577.88	70,577.88					
City Commission	Asphalt #121 Ave A - 15th to 16th	1.00	17,610.63	17,610.63					
City Commission	Asphalt #124 Huisache - Williams to Frances	1.00	15,973.46	15,973.46					
City Commission	Asphalt #127 Wells - Kleberg to King	1.00	14,552.77	14,552.77					
City Commission	Asphalt #128 15th - Warren to Doddridge	1.00	13,786.95	13,786.95					
City Commission	Caesar Corridor Project	0.00	0.00	400,000.00					
City Commission	FD #175 Wells - Lee to Henrietta	1.00	29,995.05	29,995.05					
City Commission	FDC #168 Doddridge - 9th to 10th	1.00	37,291.78	37,291.78					
City Commission	FDC #169 16th - Ragland to Caesar	1.00	29,184.96	29,184.96					
City Commission	FDC #170 Doddridge - 2nd to 3rd	1.00	37,291.40	37,291.40					
City Commission	FDC #171 10th - Alice to Richard	1.00	29,184.19	29,184.19					
City Commission	FDC #172 13th - Ave D to Mesquite	1.00	29,184.24	29,184.24					
City Commission	FDC #173 4th - Richard to St Gert	1.00	29,184.40	29,184.40					
City Commission	FDC #174 8th - Hoffman to Caesar	1.00	28,779.24	28,779.24					
City Commission	FDC #176 12th - Lee to Henrietta	1.00	29,995.14	29,995.14					
City Commission	FDC #177 13th - Johnston to Fordyce	1.00	24,694.67	24,694.67					
City Commission	FDC #178 16th - Doddridge to Johnston	1.00	29,184.56	29,184.56					
City Commission	FDC #179 Wells - Huisache to Dead End	1.00	15,402.89	15,402.89					
City Commission	FDC #180 Hoffman - 1st to Franklin Adams	1.00	19,465.18	19,465.18					
City Commission	FDC #181 Ragland - 2nd to 3rd	1.00	37,291.42	37,291.42					
City Commission	FDC #182 Miller - 11th to 12th	1.00	55,848.13	55,848.13					
City Commission	Overlay #156 Doddridge - 12th to 13th	1.00	17,975.80	17,975.80					
City Commission	Overlay #158 Ave A - Wells to 1st	1.00	19,366.17	19,366.17					
City Commission	Overlay #161 Santa Monica - Santa Anita to St	1.00	19,649.54	19,649.54					
City Commission	Overlay #163 Miller - 12th to 13th	1.00	31,513.07	31,513.07					
City Commission	Seal Coat #130 15th - Lee to Yoakum	1.00	3,755.34	3,755.34					
City Commission	Seal Coat #151 Lee - 7th to 12th	1.00	11,666.58	11,666.58					
<b>Category: 50 - Maintenance Total:</b>		<b>301,435.59</b>	<b>449,584.18</b>	<b>862,000.00</b>	<b>831,533.00</b>	<b>455,341.01</b>	<b>831,533.00</b>	<b>1,212,021.00</b>	<b>1,212,021.00</b>
<b>Category: 70 - Capital Outlay</b>									
<a href="#">092-5-3050-71100</a>	Vehicles	0.00	0.00	0.00	0.00	0.00	0.00	0.00	0.00

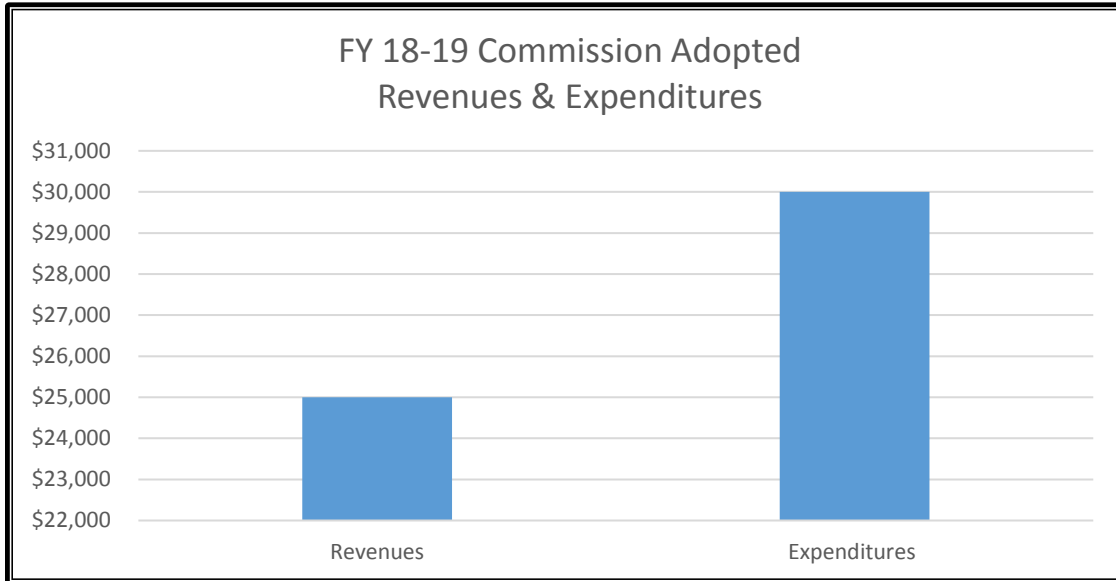
General Funds

For Fiscal: 10/2017-09/2018 Period Ending: 09/30/2018

		Defined Budgets							
		2016	2017	2018	2018	2018	2018	2019	2019
		Total Activity	Total Activity	Original Budget	Total Budget (Amended)	YTD Activity	Expected Annual	City Manager Proposed	City Commission Adopted
<a href="#">092-5-3050-71200</a>	Machinery/Equipment	0.00	0.00	18,745.00	18,745.00	18,745.00	18,745.00	0.00	0.00
<b>Category: 70 - Capital Outlay Total:</b>		<b>0.00</b>	<b>0.00</b>	<b>18,745.00</b>	<b>18,745.00</b>	<b>18,745.00</b>	<b>18,745.00</b>	<b>0.00</b>	<b>0.00</b>
<b>Category: 95 - Prior Yr Adjustments</b>									
<a href="#">092-5-3050-95000</a>	Bad Debt	253.99	565.26	0.00	0.00	0.00	0.00	0.00	0.00
<b>Category: 95 - Prior Yr Adjustments Total:</b>		<b>253.99</b>	<b>565.26</b>	<b>0.00</b>	<b>0.00</b>	<b>0.00</b>	<b>0.00</b>	<b>0.00</b>	<b>0.00</b>
<b>Division: 3050 - Street Total:</b>		<b>301,689.58</b>	<b>450,149.44</b>	<b>880,745.00</b>	<b>880,745.00</b>	<b>504,553.01</b>	<b>880,745.00</b>	<b>1,212,021.00</b>	<b>1,212,021.00</b>
<b>AcctType: 5 - Expense Total:</b>		<b>301,689.58</b>	<b>450,149.44</b>	<b>880,745.00</b>	<b>880,745.00</b>	<b>504,553.01</b>	<b>880,745.00</b>	<b>1,212,021.00</b>	<b>1,212,021.00</b>
<b>Department : 305 - Street Surplus (Deficit):</b>		<b>300,010.42</b>	<b>367,320.59</b>	<b>-68,745.00</b>	<b>-68,745.00</b>	<b>288,294.82</b>	<b>-68,745.00</b>	<b>-400,021.00</b>	<b>-400,021.00</b>
<b>Department : 690 - Fund Expense/Transfer</b>									
<b>AcctType: 5 - Expense</b>									
<b>Division: 6900 - Fund Expense/Transfer</b>									
<b>Category: 80 - Transfers Out</b>									
<a href="#">092-5-6900-80001</a>	Transfer To Fund 001	0.00	0.00	0.00	0.00	0.00	0.00	50,000.00	50,000.00
<b>Budget Detail</b>									
<b>Budget Code</b>	<b>Description</b>	<b>Units</b>	<b>Price</b>	<b>Amount</b>					
City Commission	To offset cost of St Construction Crew	0.00	0.00	50,000.00					
<a href="#">092-5-6900-80033</a>	Transfer To Fund 033	0.00	46,206.92	0.00	0.00	0.00	0.00	0.00	0.00
<b>Category: 80 - Transfers Out Total:</b>		<b>0.00</b>	<b>46,206.92</b>	<b>0.00</b>	<b>0.00</b>	<b>0.00</b>	<b>0.00</b>	<b>50,000.00</b>	<b>50,000.00</b>
<b>Division: 6900 - Fund Expense/Transfer Total:</b>		<b>0.00</b>	<b>46,206.92</b>	<b>0.00</b>	<b>0.00</b>	<b>0.00</b>	<b>0.00</b>	<b>50,000.00</b>	<b>50,000.00</b>
<b>AcctType: 5 - Expense Total:</b>		<b>0.00</b>	<b>46,206.92</b>	<b>0.00</b>	<b>0.00</b>	<b>0.00</b>	<b>0.00</b>	<b>50,000.00</b>	<b>50,000.00</b>
<b>Department : 690 - Fund Expense/Transfer Total:</b>		<b>0.00</b>	<b>46,206.92</b>	<b>0.00</b>	<b>0.00</b>	<b>0.00</b>	<b>0.00</b>	<b>50,000.00</b>	<b>50,000.00</b>
<b>Total Revenues</b>		<b>601,700.00</b>	<b>854,694.41</b>	<b>812,000.00</b>	<b>812,000.00</b>	<b>792,847.83</b>	<b>812,000.00</b>	<b>812,000.00</b>	<b>812,000.00</b>
<b>Total Expenses</b>		<b>301,689.58</b>	<b>496,356.36</b>	<b>880,745.00</b>	<b>880,745.00</b>	<b>504,553.01</b>	<b>880,745.00</b>	<b>1,262,021.00</b>	<b>1,262,021.00</b>
<b>Fund: 092 - STREET FUND Surplus (Deficit):</b>		<b>300,010.42</b>	<b>358,338.05</b>	<b>-68,745.00</b>	<b>-68,745.00</b>	<b>288,294.82</b>	<b>-68,745.00</b>	<b>-450,021.00</b>	<b>-450,021.00</b>

# FUND 093 – PARK MAINTENANCE

## FUND SUMMARY



	<b>FY 18-19 Adopted Budget</b>
Revenues	\$ 25,000
Expenditures	30,000
Net Revenues over (under) Expenditures	<u>\$ (5,000)</u>
 <b><u>Fund Balance</u></b>	
Beginning Fund Balance - (Unaudited)	\$ 6,546
Budgeted Revenues	0
Budgeted Transfers In	<u>25,000</u>
Total Revenues	25,000
 Budgeted Expenditures	 30,000
Estimated Ending Fund Balance 09/30/19	<u><u>\$ 1,546</u></u>

General Funds

For Fiscal: 10/2017-09/2018 Period Ending: 09/30/2018

					Defined Budgets						
					2018	2018	2019	2019			
					YTD Activity	Expected Annual	City Manager Proposed	City Commission Adopted			
					2018	2018	2019	2019			
					Total Activity	Total Activity	Original Budget	Total Budget (Amended)			
<b>Fund: 093 - PARK MAINTENANCE FUND</b>											
Department : 000 - Non-Departmental											
AcctType: 4 - Revenue											
Division: 0000 - Non-Departmental											
<a href="#">093-4-0000-75001</a>	Transfer From Fund 001				0.00	0.00	0.00	0.00	0.00	25,000.00	25,000.00
<b>Budget Detail</b>											
<b>Budget Code</b>	<b>Description</b>	<b>Units</b>	<b>Price</b>	<b>Amount</b>							
City Commission	Annual contribution	0.00	0.00	-25,000.00							
<a href="#">093-4-0000-75096</a>	Transfer From Fund 096				0.00	87,319.30	0.00	0.00	0.00	0.00	0.00
<b>Division: 0000 - Non-Departmental Total:</b>					<b>0.00</b>	<b>87,319.30</b>	<b>0.00</b>	<b>0.00</b>	<b>0.00</b>	<b>25,000.00</b>	<b>25,000.00</b>
<b>AcctType: 4 - Revenue Total:</b>					<b>0.00</b>	<b>87,319.30</b>	<b>0.00</b>	<b>0.00</b>	<b>0.00</b>	<b>25,000.00</b>	<b>25,000.00</b>
<b>Department : 000 - Non-Departmental Total:</b>					<b>0.00</b>	<b>87,319.30</b>	<b>0.00</b>	<b>0.00</b>	<b>0.00</b>	<b>25,000.00</b>	<b>25,000.00</b>
<b>Department : 450 - Parks &amp; Recreation</b>											
AcctType: 5 - Expense											
Division: 4503 - Parks Maintenance											
Category: 20 - Supplies											
<a href="#">093-5-4503-21700</a>	Minor Equipment				0.00	0.00	0.00	0.00	0.00	0.00	0.00
<b>Category: 20 - Supplies Total:</b>					<b>0.00</b>	<b>0.00</b>	<b>0.00</b>	<b>0.00</b>	<b>0.00</b>	<b>0.00</b>	<b>0.00</b>
<b>Category: 50 - Maintenance</b>											
<a href="#">093-5-4503-51100</a>	Building Maintenance				0.00	0.00	0.00	0.00	3,663.75	3,454.00	0.00
<a href="#">093-5-4503-59100</a>	Grounds & Perm Fixtures				0.00	7,071.14	0.00	80,248.16	60,603.04	70,248.16	25,000.00
<b>Budget Detail</b>											
<b>Budget Code</b>	<b>Description</b>	<b>Units</b>	<b>Price</b>	<b>Amount</b>							
City Commission	FY18-19 General Park Maintenance - Permane	0.00	0.00	25,000.00							
<b>Category: 50 - Maintenance Total:</b>					<b>0.00</b>	<b>7,071.14</b>	<b>0.00</b>	<b>80,248.16</b>	<b>64,266.79</b>	<b>73,702.16</b>	<b>25,000.00</b>
<b>Category: 70 - Capital Outlay</b>											
<a href="#">093-5-4503-71200</a>	Machinery/Equipment				0.00	0.00	0.00	0.00	0.00	0.00	0.00
<a href="#">093-5-4503-71228</a>	Parks Field Improvements				0.00	0.00	0.00	0.00	0.00	5,000.00	5,000.00



General Funds

For Fiscal: 10/2017-09/2018 Period Ending: 09/30/2018

			Defined Budgets							
			2017	2018	2018	2018	2018	2019	2019	
			Total Activity	Total Activity	Original Budget	Total Budget (Amended)	YTD Activity	Expected Annual	City Manager Proposed	City Commission Adopted
<b>Budget Notes</b>										
<b>Budget Code</b>	<b>Subject</b>	<b>Description</b>								
City Commission	FY 18-19 Approved Supplemental Request	Baseball field 5 irrigation repair								
	<b>Category: 70 - Capital Outlay Total:</b>		0.00	0.00	0.00	0.00	0.00	0.00	5,000.00	5,000.00
	<b>Division: 4503 - Parks Maintenance Total:</b>		0.00	7,071.14	0.00	80,248.16	64,266.79	73,702.16	30,000.00	30,000.00
	<b>AcctType: 5 - Expense Total:</b>		0.00	7,071.14	0.00	80,248.16	64,266.79	73,702.16	30,000.00	30,000.00
	<b>Department : 450 - Parks &amp; Recreation Total:</b>		0.00	7,071.14	0.00	80,248.16	64,266.79	73,702.16	30,000.00	30,000.00
<b>Department : 690 - Fund Expense/Transfer</b>										
<b>AcctType: 5 - Expense</b>										
<b>Division: 6900 - Fund Expense/Transfer</b>										
<b>Category: 80 - Transfers Out</b>										
<a href="#">093-5-6900-80001</a>	Transfer To Fund 001		0.00	0.00	0.00	0.00	0.00	0.00	0.00	0.00
	<b>Category: 80 - Transfers Out Total:</b>		0.00	0.00	0.00	0.00	0.00	0.00	0.00	0.00
	<b>Division: 6900 - Fund Expense/Transfer Total:</b>		0.00	0.00	0.00	0.00	0.00	0.00	0.00	0.00
	<b>AcctType: 5 - Expense Total:</b>		0.00	0.00	0.00	0.00	0.00	0.00	0.00	0.00
	<b>Department : 690 - Fund Expense/Transfer Total:</b>		0.00	0.00	0.00	0.00	0.00	0.00	0.00	0.00
	<b>Total Revenues</b>		0.00	87,319.30	0.00	0.00	0.00	0.00	25,000.00	25,000.00
	<b>Total Expenses</b>		0.00	7,071.14	0.00	80,248.16	64,266.79	73,702.16	30,000.00	30,000.00
	<b>Fund: 093 - PARK MAINTENANCE FUND Surplus (Deficit):</b>		0.00	80,248.16	0.00	-80,248.16	-64,266.79	-73,702.16	-5,000.00	-5,000.00





# FUND 096 – INSURANCE CLAIM RECOVERY FUND SUMMARY

FY 18-19 Commission Adopted Revenues & Expenditures	
\$1	
\$1	
\$1	
\$1	
\$1	
\$1	
\$1	
\$0	
\$0	
\$0	
\$0	
\$-	
Revenues	Expenditures

	<b>FY 18-19 Adopted Budget</b>
Revenues	\$0
Expenditures	0
Net Revenues over (under) Expenditures	<u>\$0</u>
 <b><u>Fund Balance</u></b>	
Beginning Fund Balance - (Unaudited)	\$3,506
Budgeted Revenues	0
Budgeted Expenditures	0
Estimated Ending Fund Balance 09/30/19	<u>\$3,506</u>

General Funds

For Fiscal: 10/2017-09/2018 Period Ending: 09/30/2018

		2016	2017	2018	2018	2018	Defined Budgets		2019	2019
		Total Activity	Total Activity	Original Budget	Total Budget (Amended)	YTD Activity	2018 Expected Annual	2019 City Manager Proposed	2019 City Commission Adopted	
<b>Fund: 096 - INSURANCE CLAIM RECOVERY FUND</b>										
<b>Department : 000 - Non-Departmental</b>										
<b>AcctType: 4 - Revenue</b>										
<b>Division: 0000 - Non-Departmental</b>										
<a href="#">096-4-0000-59944</a>	Other Income - Insurance	1,605,908.14	573,250.25	0.00	0.00	0.00	0.00	0.00	0.00	0.00
<a href="#">096-4-0000-75071</a>	Transfer From Fund 071	0.00	0.00	0.00	0.00	0.00	0.00	0.00	0.00	0.00
<b>Division: 0000 - Non-Departmental Total:</b>		<b>1,605,908.14</b>	<b>573,250.25</b>	<b>0.00</b>	<b>0.00</b>	<b>0.00</b>	<b>0.00</b>	<b>0.00</b>	<b>0.00</b>	<b>0.00</b>
<b>AcctType: 4 - Revenue Total:</b>		<b>1,605,908.14</b>	<b>573,250.25</b>	<b>0.00</b>	<b>0.00</b>	<b>0.00</b>	<b>0.00</b>	<b>0.00</b>	<b>0.00</b>	<b>0.00</b>
<b>Department : 000 - Non-Departmental Total:</b>		<b>1,605,908.14</b>	<b>573,250.25</b>	<b>0.00</b>	<b>0.00</b>	<b>0.00</b>	<b>0.00</b>	<b>0.00</b>	<b>0.00</b>	<b>0.00</b>
<b>Department : 103 - City Special</b>										
<b>AcctType: 5 - Expense</b>										
<b>Division: 1030 - City Special</b>										
<b>Category: 30 - Services</b>										
<a href="#">096-5-1030-31400</a>	Professional Services	626,505.69	0.00	0.00	0.00	0.00	0.00	0.00	0.00	0.00
<b>Category: 30 - Services Total:</b>		<b>626,505.69</b>	<b>0.00</b>	<b>0.00</b>	<b>0.00</b>	<b>0.00</b>	<b>0.00</b>	<b>0.00</b>	<b>0.00</b>	<b>0.00</b>
<b>Category: 70 - Capital Outlay</b>										
<a href="#">096-5-1030-71300</a>	Building	0.00	0.00	0.00	0.00	0.00	0.00	0.00	0.00	0.00
<b>Category: 70 - Capital Outlay Total:</b>		<b>0.00</b>	<b>0.00</b>	<b>0.00</b>	<b>0.00</b>	<b>0.00</b>	<b>0.00</b>	<b>0.00</b>	<b>0.00</b>	<b>0.00</b>
<b>Division: 1030 - City Special Total:</b>		<b>626,505.69</b>	<b>0.00</b>	<b>0.00</b>	<b>0.00</b>	<b>0.00</b>	<b>0.00</b>	<b>0.00</b>	<b>0.00</b>	<b>0.00</b>
<b>AcctType: 5 - Expense Total:</b>		<b>626,505.69</b>	<b>0.00</b>	<b>0.00</b>	<b>0.00</b>	<b>0.00</b>	<b>0.00</b>	<b>0.00</b>	<b>0.00</b>	<b>0.00</b>
<b>Department : 103 - City Special Total:</b>		<b>626,505.69</b>	<b>0.00</b>	<b>0.00</b>	<b>0.00</b>	<b>0.00</b>	<b>0.00</b>	<b>0.00</b>	<b>0.00</b>	<b>0.00</b>
<b>Department : 107 - Tourism</b>										
<b>AcctType: 5 - Expense</b>										
<b>Division: 1076 - TOURISM-J.K. Northway Coliseum</b>										
<b>Category: 20 - Supplies</b>										
<a href="#">096-5-1076-21700</a>	Minor Equipment	0.00	22,066.40	0.00	0.00	0.00	0.00	0.00	0.00	0.00
<b>Category: 20 - Supplies Total:</b>		<b>0.00</b>	<b>22,066.40</b>	<b>0.00</b>	<b>0.00</b>	<b>0.00</b>	<b>0.00</b>	<b>0.00</b>	<b>0.00</b>	<b>0.00</b>
<b>Category: 70 - Capital Outlay</b>										
<a href="#">096-5-1076-71300</a>	Building	0.00	0.00	0.00	0.00	0.00	0.00	0.00	0.00	0.00
<b>Category: 70 - Capital Outlay Total:</b>		<b>0.00</b>	<b>0.00</b>	<b>0.00</b>	<b>0.00</b>	<b>0.00</b>	<b>0.00</b>	<b>0.00</b>	<b>0.00</b>	<b>0.00</b>
<b>Category: 93 - Project Accounts</b>										
<a href="#">096-5-1076-93001</a>	JK Main Hall Interior	0.00	50,847.34	0.00	0.00	0.00	0.00	0.00	0.00	0.00
<a href="#">096-5-1076-93002</a>	JK Press Box	0.00	0.00	0.00	0.00	0.00	0.00	0.00	0.00	0.00
<a href="#">096-5-1076-93003</a>	JK Roof and Walls	0.00	1,145.00	0.00	97,261.92	93,755.14	93,756.00	0.00	0.00	0.00
<a href="#">096-5-1076-93004</a>	JK Cattle Staging	0.00	26,305.00	0.00	0.00	0.00	0.00	0.00	0.00	0.00

General Funds

For Fiscal: 10/2017-09/2018 Period Ending: 09/30/2018

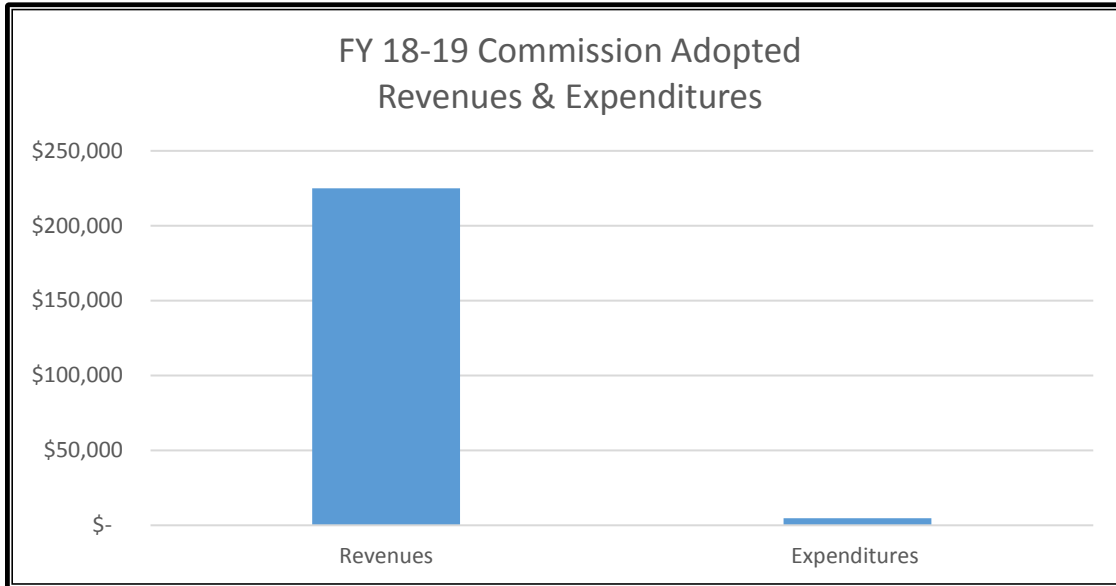
		Defined Budgets								
		2016	2017	2018	2018	2018	2018	2019	2019	
		Total Activity	Total Activity	Original Budget	Total Budget (Amended)	YTD Activity	Expected Annual	City Manager Proposed	City Commission Adopted	
<a href="#">096-5-1076-93005</a>	JK Shed House	0.00	0.00	0.00	0.00	0.00	0.00	0.00	0.00	
<a href="#">096-5-1076-93006</a>	JK Construction Management	0.00	31,946.75	0.00	0.00	0.00	0.00	0.00	0.00	
<a href="#">096-5-1076-93007</a>	JK Air Conditioner	0.00	193,328.00	0.00	0.00	0.00	0.00	0.00	0.00	
<b>Category: 93 - Project Accounts Total:</b>		<b>0.00</b>	<b>303,572.09</b>	<b>0.00</b>	<b>97,261.92</b>	<b>93,755.14</b>	<b>93,756.00</b>	<b>0.00</b>	<b>0.00</b>	
<b>Division: 1076 - TOURISM-J.K. Northway Coliseum Total:</b>		<b>0.00</b>	<b>325,638.49</b>	<b>0.00</b>	<b>97,261.92</b>	<b>93,755.14</b>	<b>93,756.00</b>	<b>0.00</b>	<b>0.00</b>	
<b>AcctType: 5 - Expense Total:</b>		<b>0.00</b>	<b>325,638.49</b>	<b>0.00</b>	<b>97,261.92</b>	<b>93,755.14</b>	<b>93,756.00</b>	<b>0.00</b>	<b>0.00</b>	
<b>Department : 107 - Tourism Total:</b>		<b>0.00</b>	<b>325,638.49</b>	<b>0.00</b>	<b>97,261.92</b>	<b>93,755.14</b>	<b>93,756.00</b>	<b>0.00</b>	<b>0.00</b>	
<b>Department : 300 - Engineering-Public Works Admn-GF</b>										
<b>AcctType: 5 - Expense</b>										
<b>Division: 3000 - Engineering-Public Works Admn-GF</b>										
<b>Category: 70 - Capital Outlay</b>										
<a href="#">096-5-3000-71300</a>	Publics Works - Shed	0.00	0.00	0.00	0.00	0.00	0.00	0.00	0.00	
<b>Category: 70 - Capital Outlay Total:</b>		<b>0.00</b>	<b>0.00</b>	<b>0.00</b>	<b>0.00</b>	<b>0.00</b>	<b>0.00</b>	<b>0.00</b>	<b>0.00</b>	
<b>Category: 93 - Project Accounts</b>										
<a href="#">096-5-3000-93009</a>	Public Works-Shed	0.00	0.00	0.00	0.00	0.00	0.00	0.00	0.00	
<b>Category: 93 - Project Accounts Total:</b>		<b>0.00</b>	<b>0.00</b>	<b>0.00</b>	<b>0.00</b>	<b>0.00</b>	<b>0.00</b>	<b>0.00</b>	<b>0.00</b>	
<b>Division: 3000 - Engineering-Public Works Admn-GF Total:</b>		<b>0.00</b>	<b>0.00</b>	<b>0.00</b>	<b>0.00</b>	<b>0.00</b>	<b>0.00</b>	<b>0.00</b>	<b>0.00</b>	
<b>AcctType: 5 - Expense Total:</b>		<b>0.00</b>	<b>0.00</b>	<b>0.00</b>	<b>0.00</b>	<b>0.00</b>	<b>0.00</b>	<b>0.00</b>	<b>0.00</b>	
<b>Department : 300 - Engineering-Public Works Admn-GF Total:</b>		<b>0.00</b>	<b>0.00</b>	<b>0.00</b>	<b>0.00</b>	<b>0.00</b>	<b>0.00</b>	<b>0.00</b>	<b>0.00</b>	
<b>Department : 450 - Parks &amp; Recreation</b>										
<b>AcctType: 5 - Expense</b>										
<b>Division: 4503 - Parks Maintenance</b>										
<b>Category: 50 - Maintenance</b>										
<a href="#">096-5-4503-51100</a>	Building Maintenance	750.00	3,614.26	0.00	0.00	0.00	0.00	0.00	0.00	
<b>Category: 50 - Maintenance Total:</b>		<b>750.00</b>	<b>3,614.26</b>	<b>0.00</b>	<b>0.00</b>	<b>0.00</b>	<b>0.00</b>	<b>0.00</b>	<b>0.00</b>	
<b>Category: 70 - Capital Outlay</b>										
<a href="#">096-5-4503-71300</a>	Building	0.00	0.00	0.00	0.00	0.00	0.00	0.00	0.00	
<b>Category: 70 - Capital Outlay Total:</b>		<b>0.00</b>	<b>0.00</b>	<b>0.00</b>	<b>0.00</b>	<b>0.00</b>	<b>0.00</b>	<b>0.00</b>	<b>0.00</b>	
<b>Category: 93 - Project Accounts</b>										
<a href="#">096-5-4503-93008</a>	Rec Center-Ceiling Tiles	0.00	0.00	0.00	0.00	0.00	0.00	0.00	0.00	

General Funds

For Fiscal: 10/2017-09/2018 Period Ending: 09/30/2018

		Defined Budgets							
		2016	2017	2018	2018	2018	2018	2019	2019
		Total Activity	Total Activity	Original Budget	Total Budget (Amended)	YTD Activity	Expected Annual	City Manager Proposed	City Commission Adopted
<a href="#">096-5-4503-93010</a>	Parks-Grounds & Perm Fixtures	0.00	43,809.06	0.00	17,530.67	17,164.07	17,530.67	0.00	0.00
<b>Category: 93 - Project Accounts Total:</b>		<b>0.00</b>	<b>43,809.06</b>	<b>0.00</b>	<b>17,530.67</b>	<b>17,164.07</b>	<b>17,530.67</b>	<b>0.00</b>	<b>0.00</b>
<b>Division: 4503 - Parks Maintenance Total:</b>		<b>750.00</b>	<b>47,423.32</b>	<b>0.00</b>	<b>17,530.67</b>	<b>17,164.07</b>	<b>17,530.67</b>	<b>0.00</b>	<b>0.00</b>
<b>AcctType: 5 - Expense Total:</b>		<b>750.00</b>	<b>47,423.32</b>	<b>0.00</b>	<b>17,530.67</b>	<b>17,164.07</b>	<b>17,530.67</b>	<b>0.00</b>	<b>0.00</b>
<b>Department : 450 - Parks &amp; Recreation Total:</b>		<b>750.00</b>	<b>47,423.32</b>	<b>0.00</b>	<b>17,530.67</b>	<b>17,164.07</b>	<b>17,530.67</b>	<b>0.00</b>	<b>0.00</b>
<b>Department : 690 - Fund Expense/Transfer</b>									
<b>AcctType: 5 - Expense</b>									
<b>Division: 6900 - Fund Expense/Transfer</b>									
<b>Category: 80 - Transfers Out</b>									
<a href="#">096-5-6900-80001</a>	Transfer To Fund 001	0.00	0.00	0.00	0.00	0.00	0.00	0.00	0.00
<a href="#">096-5-6900-80002</a>	Transfer To Fund 002	0.00	0.00	0.00	0.00	0.00	0.00	0.00	0.00
<a href="#">096-5-6900-80033</a>	Transfer To Fund 033	0.00	675,000.00	0.00	0.00	0.00	0.00	0.00	0.00
<a href="#">096-5-6900-80051</a>	Transfer to Fund 051	0.00	7,415.00	0.00	0.00	0.00	0.00	0.00	0.00
<a href="#">096-5-6900-80054</a>	Transfer To Fund 054	0.00	0.00	0.00	120,000.00	120,000.00	120,000.00	0.00	0.00
<a href="#">096-5-6900-80093</a>	Transfer To Fund 093	0.00	87,319.30	0.00	0.00	0.00	0.00	0.00	0.00
<a href="#">096-5-6900-80096</a>	Transfer To Fund 096	0.00	0.00	0.00	0.00	0.00	0.00	0.00	0.00
<a href="#">096-5-6900-80098</a>	Transfer To Fund 098	0.00	174,314.00	0.00	0.00	0.00	0.00	0.00	0.00
<b>Category: 80 - Transfers Out Total:</b>		<b>0.00</b>	<b>944,048.30</b>	<b>0.00</b>	<b>120,000.00</b>	<b>120,000.00</b>	<b>120,000.00</b>	<b>0.00</b>	<b>0.00</b>
<b>Division: 6900 - Fund Expense/Transfer Total:</b>		<b>0.00</b>	<b>944,048.30</b>	<b>0.00</b>	<b>120,000.00</b>	<b>120,000.00</b>	<b>120,000.00</b>	<b>0.00</b>	<b>0.00</b>
<b>AcctType: 5 - Expense Total:</b>		<b>0.00</b>	<b>944,048.30</b>	<b>0.00</b>	<b>120,000.00</b>	<b>120,000.00</b>	<b>120,000.00</b>	<b>0.00</b>	<b>0.00</b>
<b>Department : 690 - Fund Expense/Transfer Total:</b>		<b>0.00</b>	<b>944,048.30</b>	<b>0.00</b>	<b>120,000.00</b>	<b>120,000.00</b>	<b>120,000.00</b>	<b>0.00</b>	<b>0.00</b>
<b>Total Revenues</b>		<b>1,605,908.14</b>	<b>573,250.25</b>	<b>0.00</b>	<b>0.00</b>	<b>0.00</b>	<b>0.00</b>	<b>0.00</b>	<b>0.00</b>
<b>Total Expenses</b>		<b>627,255.69</b>	<b>1,317,110.11</b>	<b>0.00</b>	<b>234,792.59</b>	<b>230,919.21</b>	<b>231,286.67</b>	<b>0.00</b>	<b>0.00</b>
<b>Fund: 096 - INSURANCE CLAIM RECOVERY FUND Surplus (Deficit):</b>		<b>978,652.45</b>	<b>-743,859.86</b>	<b>0.00</b>	<b>-234,792.59</b>	<b>-230,919.21</b>	<b>-231,286.67</b>	<b>0.00</b>	<b>0.00</b>

# FUND 097 – VEHICLE REPLACEMENT FUND SUMMARY



	<b>FY 18-19 Adopted Budget</b>
Revenues	\$ 225,000
Expenditures	4,800
Net Revenues over (under) Expenditures	<u>\$ 220,200</u>
 <b><u>Fund Balance</u></b>	
Beginning Fund Balance - (Unaudited)	\$ 90,000
Budgeted Revenues	200,000
Budgeted Transfers In	<u>25,000</u>
Total Revenues	225,000
 Budgeted Expenditures	 4,800
Estimated Ending Fund Balance 09/30/19	<u><u>\$ 310,200</u></u>

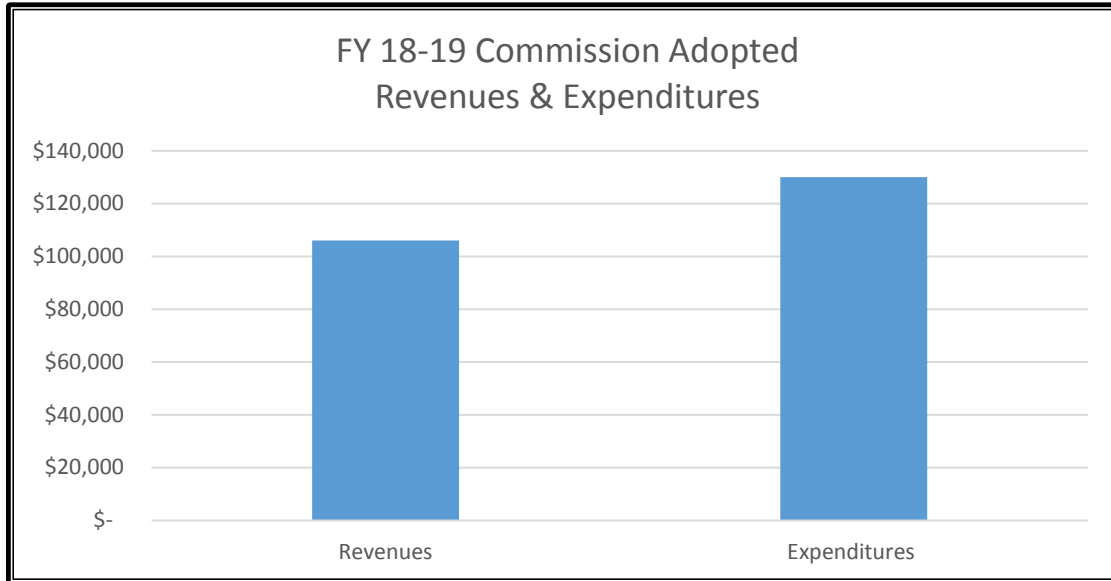
General Funds

For Fiscal: 10/2017-09/2018 Period Ending: 09/30/2018

		2016	2017	2018	2018	2018	Defined Budgets		2019	2019
		Total Activity	Total Activity	Original Budget	Total Budget (Amended)	YTD Activity	2018 Expected Annual	2019 City Manager Proposed	2019 City Commission Adopted	
<b>Fund: 097 - VEHICLE REPLACEMENT FUND</b>										
Department : 000 - Non-Departmental										
AcctType: 4 - Revenue										
Division: 0000 - Non-Departmental										
<a href="#">097-4-0000-57011</a>	Ambulance Service - Supplement...	0.00	0.00	0.00	0.00	0.00	0.00	200,000.00	200,000.00	
<b>Budget Notes</b>										
<b>Budget Code</b>	<b>Subject</b>	<b>Description</b>								
City Commission	Ambulance Services - Supplemental Payment f	Texas Health and Human Services program to reimburse a portion of uninsured services.								
<b>Budget Detail</b>										
<b>Budget Code</b>	<b>Description</b>	<b>Units</b>	<b>Price</b>	<b>Amount</b>						
City Commission	Ambulance Services Supplemental Payment Pr	0.00	0.00	-200,000.00						
<a href="#">097-4-0000-75001</a>	Transfer From Fund 001	0.00	50,000.00	40,000.00	40,000.00	40,000.00	40,000.00	25,000.00	25,000.00	
<b>Division: 0000 - Non-Departmental Total:</b>		<b>0.00</b>	<b>50,000.00</b>	<b>40,000.00</b>	<b>40,000.00</b>	<b>40,000.00</b>	<b>40,000.00</b>	<b>225,000.00</b>	<b>225,000.00</b>	
<b>AcctType: 4 - Revenue Total:</b>		<b>0.00</b>	<b>50,000.00</b>	<b>40,000.00</b>	<b>40,000.00</b>	<b>40,000.00</b>	<b>40,000.00</b>	<b>225,000.00</b>	<b>225,000.00</b>	
<b>Department : 000 - Non-Departmental Total:</b>		<b>0.00</b>	<b>50,000.00</b>	<b>40,000.00</b>	<b>40,000.00</b>	<b>40,000.00</b>	<b>40,000.00</b>	<b>225,000.00</b>	<b>225,000.00</b>	
<b>Department : 220 - Fire</b>										
AcctType: 5 - Expense										
Division: 2200 - Fire										
Category: 40 - Repairs										
<a href="#">097-5-2200-41100</a>	Vehicle Maintenance	0.00	0.00	0.00	0.00	0.00	0.00	4,800.00	4,800.00	
<b>Budget Detail</b>										
<b>Budget Code</b>	<b>Description</b>	<b>Units</b>	<b>Price</b>	<b>Amount</b>						
City Commission	New tires for Brush 2	0.00	0.00	4,800.00						
<b>Category: 40 - Repairs Total:</b>		<b>0.00</b>	<b>0.00</b>	<b>0.00</b>	<b>0.00</b>	<b>0.00</b>	<b>0.00</b>	<b>4,800.00</b>	<b>4,800.00</b>	
<b>Division: 2200 - Fire Total:</b>		<b>0.00</b>	<b>0.00</b>	<b>0.00</b>	<b>0.00</b>	<b>0.00</b>	<b>0.00</b>	<b>4,800.00</b>	<b>4,800.00</b>	
<b>AcctType: 5 - Expense Total:</b>		<b>0.00</b>	<b>0.00</b>	<b>0.00</b>	<b>0.00</b>	<b>0.00</b>	<b>0.00</b>	<b>4,800.00</b>	<b>4,800.00</b>	
<b>Department : 220 - Fire Total:</b>		<b>0.00</b>	<b>0.00</b>	<b>0.00</b>	<b>0.00</b>	<b>0.00</b>	<b>0.00</b>	<b>4,800.00</b>	<b>4,800.00</b>	
<b>Total Revenues</b>		<b>0.00</b>	<b>50,000.00</b>	<b>40,000.00</b>	<b>40,000.00</b>	<b>40,000.00</b>	<b>40,000.00</b>	<b>225,000.00</b>	<b>225,000.00</b>	
<b>Total Expenses</b>		<b>0.00</b>	<b>0.00</b>	<b>0.00</b>	<b>0.00</b>	<b>0.00</b>	<b>0.00</b>	<b>4,800.00</b>	<b>4,800.00</b>	
<b>Fund: 097 - VEHICLE REPLACEMENT FUND Surplus (Deficit):</b>		<b>0.00</b>	<b>50,000.00</b>	<b>40,000.00</b>	<b>40,000.00</b>	<b>40,000.00</b>	<b>40,000.00</b>	<b>220,200.00</b>	<b>220,200.00</b>	



# FUND 098 – ECONOMIC DEVELOPMENT FUND SUMMARY



	<b>FY 18-19 Adopted Budget</b>
Revenues	\$ 106,000
Expenditures	130,000
Net Revenues over (under) Expenditures	<u>\$ (24,000)</u>
 <b><u>Fund Balance</u></b>	
Beginning Fund Balance - (Unaudited)	\$ 68,939
Budgeted Revenues	106,000
Budgeted Expenditures	110,000
Budget Transfers Out	<u>20,000</u>
Total Expenditures	<u>130,000</u>
Estimated Ending Fund Balance 09/30/19	<u>\$ 44,939</u>

General Funds

For Fiscal: 10/2017-09/2018 Period Ending: 09/30/2018

		2016	2017	2018	2018	Defined Budgets		2019	2019
		Total Activity	Total Activity	Original Budget	Total Budget (Amended)	2018 YTD Activity	2018 Expected Annual	City Manager Proposed	City Commission Adopted
<b>Fund: 098 - ECONOMIC DEVELOPMENT FUND</b>									
<b>Department : 000 - Non-Departmental</b>									
<b>AcctType: 4 - Revenue</b>									
<b>Division: 0000 - Non-Departmental</b>									
<a href="#">098-4-0000-75001</a>	Transfer From Fund 001	0.00	73,600.00	25,000.00	25,000.00	25,000.00	25,000.00	0.00	0.00
<a href="#">098-4-0000-75002</a>	Transfer From Fund 002	0.00	25,000.00	25,000.00	25,000.00	25,000.00	25,000.00	0.00	0.00
<a href="#">098-4-0000-75096</a>	Transfer From Fund 096	0.00	174,314.00	0.00	0.00	0.00	0.00	0.00	0.00
<b>Division: 0000 - Non-Departmental Total:</b>		<b>0.00</b>	<b>272,914.00</b>	<b>50,000.00</b>	<b>50,000.00</b>	<b>50,000.00</b>	<b>50,000.00</b>	<b>0.00</b>	<b>0.00</b>
<b>AcctType: 4 - Revenue Total:</b>		<b>0.00</b>	<b>272,914.00</b>	<b>50,000.00</b>	<b>50,000.00</b>	<b>50,000.00</b>	<b>50,000.00</b>	<b>0.00</b>	<b>0.00</b>
<b>Department : 000 - Non-Departmental Total:</b>		<b>0.00</b>	<b>272,914.00</b>	<b>50,000.00</b>	<b>50,000.00</b>	<b>50,000.00</b>	<b>50,000.00</b>	<b>0.00</b>	<b>0.00</b>
<b>Department : 106 - Economic Development</b>									
<b>AcctType: 4 - Revenue</b>									
<b>Division: 1060 - Economic Development</b>									
<a href="#">098-4-1060-14010</a>	In Lieu of Tax Payments-Celanese	0.00	100,000.00	100,000.00	100,000.00	0.00	100,000.00	100,000.00	100,000.00
<b>Budget Detail</b>									
<b>Budget Code</b>	<b>Description</b>	<b>Units</b>	<b>Price</b>	<b>Amount</b>					
City Commission	Annual tax payment	0.00	0.00	-100,000.00					
<a href="#">098-4-1060-14015</a>	In Lieu of Tax Payments-Housing...	0.00	8,786.00	6,000.00	6,000.00	14,886.00	6,000.00	6,000.00	6,000.00
<b>Budget Detail</b>									
<b>Budget Code</b>	<b>Description</b>	<b>Units</b>	<b>Price</b>	<b>Amount</b>					
City Commission	Annual tax payment	0.00	0.00	-6,000.00					
<b>Division: 1060 - Economic Development Total:</b>		<b>0.00</b>	<b>108,786.00</b>	<b>106,000.00</b>	<b>106,000.00</b>	<b>14,886.00</b>	<b>106,000.00</b>	<b>106,000.00</b>	<b>106,000.00</b>
<b>AcctType: 4 - Revenue Total:</b>		<b>0.00</b>	<b>108,786.00</b>	<b>106,000.00</b>	<b>106,000.00</b>	<b>14,886.00</b>	<b>106,000.00</b>	<b>106,000.00</b>	<b>106,000.00</b>
<b>AcctType: 5 - Expense</b>									
<b>Division: 1060 - Economic Development</b>									
<b>Category: 10 - Personnel Services</b>									
<a href="#">098-5-1060-11100</a>	Salaries & Wages	0.00	78,020.80	78,802.00	78,802.00	75,616.64	78,021.00	82,799.00	82,799.00
<a href="#">098-5-1060-11400</a>	Retirement - TMRS	0.00	7,202.42	7,510.00	7,510.00	6,718.72	6,931.00	7,328.00	7,328.00
<a href="#">098-5-1060-11500</a>	FICA	0.00	5,821.11	6,029.00	6,029.00	5,641.38	5,813.00	6,335.00	6,335.00
<a href="#">098-5-1060-11600</a>	Group Health Insurance	0.00	13,047.16	14,069.00	14,069.00	14,071.92	14,072.00	14,068.00	14,068.00
<a href="#">098-5-1060-11700</a>	Workers' Compensation	0.00	148.60	199.00	199.00	97.20	101.00	96.00	96.00
<a href="#">098-5-1060-11800</a>	Unemployment Compensation	0.00	9.00	225.00	225.00	161.99	180.00	225.00	225.00
<a href="#">098-5-1060-12300</a>	Life Insurance	0.00	108.00	110.00	110.00	108.00	108.00	108.00	108.00
<a href="#">098-5-1060-19900</a>	EDC-Salaries/Benefits	0.00	-39,674.00	-41,944.00	-41,944.00	-41,944.00	-41,944.00	-45,959.00	-45,959.00

General Funds

For Fiscal: 10/2017-09/2018 Period Ending: 09/30/2018

		2016		2017	2018	2018	Defined Budgets		2019	2019
		Total Activity	Total Activity	Total Activity	Original Budget	Total Budget (Amended)	2018 YTD Activity	2018 Expected Annual	City Manager Proposed	City Commission Adopted
<b>Budget Detail</b>	<b>Description</b>	<b>Units</b>	<b>Price</b>	<b>Amount</b>						
Budget Code										
City Commission	Amt billed to the EDC above the \$65,000 as pe	0.00	0.00	-45,959.00						
<b>Category: 10 - Personnel Services Total:</b>		<b>0.00</b>	<b>64,683.09</b>	<b>65,000.00</b>	<b>65,000.00</b>	<b>60,471.85</b>	<b>63,282.00</b>	<b>65,000.00</b>	<b>65,000.00</b>	
<b>Category: 30 - Services</b>										
<a href="#">098-5-1060-31400</a>	Professional Services		0.00	0.00	0.00	10,000.00	19,595.89	10,000.00	15,000.00	15,000.00
<b>Budget Detail</b>	<b>Description</b>	<b>Units</b>	<b>Price</b>	<b>Amount</b>						
Budget Code										
City Commission	Venue Tax Election-split funded with Tourism	0.00	0.00	15,000.00						
<a href="#">098-5-1060-31421</a>	Prof Srvc-Call Center Lease		0.00	183,417.26	0.00	0.00	0.00	0.00	0.00	0.00
<a href="#">098-5-1060-31422</a>	Prof Srvc-Call Center Utilities		0.00	2,600.40	0.00	0.00	0.00	0.00	0.00	0.00
<a href="#">098-5-1060-31433</a>	Prof Srvc-TAMUK Stadium Renn...		0.00	25,000.00	25,000.00	25,000.00	0.00	25,000.00	25,000.00	25,000.00
<b>Budget Notes</b>	<b>Subject</b>	<b>Description</b>								
Budget Code										
City Commission	TAMUK Stadium Agreement	Resolution 2013-46-Interlocal Agreement between City and TAMUK for Usage of Facilities and Signage and Economic Development (5) Years July 22, 2013-July 21, 2018 Automatically renews for (1) year terms for a total of (10) year								
<a href="#">098-5-1060-31444</a>	Donations		0.00	0.00	0.00	0.00	0.00	0.00	5,000.00	5,000.00
<b>Budget Detail</b>	<b>Description</b>	<b>Units</b>	<b>Price</b>	<b>Amount</b>						
Budget Code										
City Commission	Donation to Conner Museum	0.00	0.00	5,000.00						
<a href="#">098-5-1060-31463</a>	Prof Srv-Kleberg Co. Airport		0.00	0.00	0.00	0.00	0.00	0.00	0.00	0.00
<a href="#">098-5-1060-31500</a>	Printing & Publishing		0.00	0.00	0.00	0.00	0.00	0.00	0.00	0.00
<a href="#">098-5-1060-31600</a>	Training & Travel		0.00	0.00	0.00	0.00	0.00	0.00	0.00	0.00
<a href="#">098-5-1060-31700</a>	Membership & Dues		0.00	0.00	0.00	0.00	0.00	0.00	0.00	0.00
<a href="#">098-5-1060-31900</a>	Catering		0.00	0.00	0.00	0.00	0.00	0.00	0.00	0.00
<a href="#">098-5-1060-34001</a>	Advertising Services		0.00	0.00	0.00	0.00	0.00	0.00	0.00	0.00
<a href="#">098-5-1060-35500</a>	Economic Development-Incentive		0.00	32,895.65	65,313.29	65,313.29	61,882.54	61,882.54	0.00	0.00
<b>Category: 30 - Services Total:</b>		<b>0.00</b>	<b>243,913.31</b>	<b>90,313.29</b>	<b>100,313.29</b>	<b>81,478.43</b>	<b>96,882.54</b>	<b>45,000.00</b>	<b>45,000.00</b>	

General Funds

For Fiscal: 10/2017-09/2018 Period Ending: 09/30/2018

						Defined Budgets			
		2016	2017	2018	2018	2018	2018	2019	2019
		Total Activity	Total Activity	Original Budget	Total Budget (Amended)	YTD Activity	Expected Annual	City Manager Proposed	City Commission Adopted
<b>Category: 50 - Maintenance</b>									
<a href="#">098-5-1060-51100</a>	Building Maintenance	0.00	0.00	0.00	0.00	0.00	0.00	0.00	0.00
<b>Category: 50 - Maintenance Total:</b>		<b>0.00</b>	<b>0.00</b>	<b>0.00</b>	<b>0.00</b>	<b>0.00</b>	<b>0.00</b>	<b>0.00</b>	<b>0.00</b>
<b>Division: 1060 - Economic Development Total:</b>		<b>0.00</b>	<b>308,596.40</b>	<b>155,313.29</b>	<b>165,313.29</b>	<b>141,950.28</b>	<b>160,164.54</b>	<b>110,000.00</b>	<b>110,000.00</b>
<b>AcctType: 5 - Expense Total:</b>		<b>0.00</b>	<b>308,596.40</b>	<b>155,313.29</b>	<b>165,313.29</b>	<b>141,950.28</b>	<b>160,164.54</b>	<b>110,000.00</b>	<b>110,000.00</b>
<b>Department : 106 - Economic Development Surplus (Deficit):</b>		<b>0.00</b>	<b>-199,810.40</b>	<b>-49,313.29</b>	<b>-59,313.29</b>	<b>-127,064.28</b>	<b>-54,164.54</b>	<b>-4,000.00</b>	<b>-4,000.00</b>
<b>Department : 690 - Fund Expense/Transfer</b>									
<b>AcctType: 5 - Expense</b>									
<b>Division: 6900 - Fund Expense/Transfer</b>									
<b>Category: 80 - Transfers Out</b>									
<a href="#">098-5-6900-80085</a>	Transfer To Fund 085	0.00	0.00	0.00	0.00	0.00	0.00	20,000.00	20,000.00
<b>Budget Detail</b>									
<b>Budget Code</b>	<b>Description</b>	<b>Units</b>	<b>Price</b>	<b>Amount</b>					
City Commission	CLG Grant Cash Match TX-18-027 Design Guide	0.00	0.00	20,000.00					
<b>Category: 80 - Transfers Out Total:</b>		<b>0.00</b>	<b>0.00</b>	<b>0.00</b>	<b>0.00</b>	<b>0.00</b>	<b>0.00</b>	<b>20,000.00</b>	<b>20,000.00</b>
<b>Division: 6900 - Fund Expense/Transfer Total:</b>		<b>0.00</b>	<b>0.00</b>	<b>0.00</b>	<b>0.00</b>	<b>0.00</b>	<b>0.00</b>	<b>20,000.00</b>	<b>20,000.00</b>
<b>AcctType: 5 - Expense Total:</b>		<b>0.00</b>	<b>0.00</b>	<b>0.00</b>	<b>0.00</b>	<b>0.00</b>	<b>0.00</b>	<b>20,000.00</b>	<b>20,000.00</b>
<b>Department : 690 - Fund Expense/Transfer Total:</b>		<b>0.00</b>	<b>0.00</b>	<b>0.00</b>	<b>0.00</b>	<b>0.00</b>	<b>0.00</b>	<b>20,000.00</b>	<b>20,000.00</b>
<b>Total Revenues</b>		<b>0.00</b>	<b>381,700.00</b>	<b>156,000.00</b>	<b>156,000.00</b>	<b>64,886.00</b>	<b>156,000.00</b>	<b>106,000.00</b>	<b>106,000.00</b>
<b>Total Expenses</b>		<b>0.00</b>	<b>308,596.40</b>	<b>155,313.29</b>	<b>165,313.29</b>	<b>141,950.28</b>	<b>160,164.54</b>	<b>130,000.00</b>	<b>130,000.00</b>
<b>Fund: 098 - ECONOMIC DEVELOPMENT FUND Surplus (Deficit):</b>		<b>0.00</b>	<b>73,103.60</b>	<b>686.71</b>	<b>-9,313.29</b>	<b>-77,064.28</b>	<b>-4,164.54</b>	<b>-24,000.00</b>	<b>-24,000.00</b>



# FUND 099 – DISASTER RESPONSE RECOVERY FUND SUMMARY

This fund closed in FY 16-17. Presented for prior year activity.

General Funds

For Fiscal: 10/2017-09/2018 Period Ending: 09/30/2018

		2016	2017	2018	2018	2018	Defined Budgets		2019	2019
		Total Activity	Total Activity	Original Budget	Total Budget (Amended)	YTD Activity	2018 Expected Annual	2019 City Manager Proposed	2019 City Commission Adopted	
<b>Fund: 099 - DISASTER RESPONSE RECOVERY FUND</b>										
<b>Department : 000 - Non-Departmental</b>										
<b>AcctType: 4 - Revenue</b>										
<b>Division: 0000 - Non-Departmental</b>										
<a href="#">099-4-0000-75001</a>	Transfer From Fund 001	50,000.00	7,904.62	0.00	0.00	0.00	0.00	0.00	0.00	0.00
<a href="#">099-4-0000-75010</a>	Transfer From Fund 051	50,000.00	0.00	0.00	0.00	0.00	0.00	0.00	0.00	0.00
<b>Division: 0000 - Non-Departmental Total:</b>		<b>100,000.00</b>	<b>7,904.62</b>	<b>0.00</b>	<b>0.00</b>	<b>0.00</b>	<b>0.00</b>	<b>0.00</b>	<b>0.00</b>	<b>0.00</b>
<b>AcctType: 4 - Revenue Total:</b>		<b>100,000.00</b>	<b>7,904.62</b>	<b>0.00</b>	<b>0.00</b>	<b>0.00</b>	<b>0.00</b>	<b>0.00</b>	<b>0.00</b>	<b>0.00</b>
<b>Department : 000 - Non-Departmental Total:</b>		<b>100,000.00</b>	<b>7,904.62</b>	<b>0.00</b>	<b>0.00</b>	<b>0.00</b>	<b>0.00</b>	<b>0.00</b>	<b>0.00</b>	<b>0.00</b>
<b>Department : 160 - Planning /DevlopSvcs</b>										
<b>AcctType: 5 - Expense</b>										
<b>Division: 1603 - Community Appearance</b>										
<b>Category: 30 - Services</b>										
<a href="#">099-5-1603-31439</a>	Prof Serv-Events & Clean Up	3,930.00	0.00	0.00	0.00	0.00	0.00	0.00	0.00	0.00
<b>Category: 30 - Services Total:</b>		<b>3,930.00</b>	<b>0.00</b>	<b>0.00</b>	<b>0.00</b>	<b>0.00</b>	<b>0.00</b>	<b>0.00</b>	<b>0.00</b>	<b>0.00</b>
<b>Division: 1603 - Community Appearance Total:</b>		<b>3,930.00</b>	<b>0.00</b>	<b>0.00</b>	<b>0.00</b>	<b>0.00</b>	<b>0.00</b>	<b>0.00</b>	<b>0.00</b>	<b>0.00</b>
<b>AcctType: 5 - Expense Total:</b>		<b>3,930.00</b>	<b>0.00</b>	<b>0.00</b>	<b>0.00</b>	<b>0.00</b>	<b>0.00</b>	<b>0.00</b>	<b>0.00</b>	<b>0.00</b>
<b>Department : 160 - Planning /DevlopSvcs Total:</b>		<b>3,930.00</b>	<b>0.00</b>	<b>0.00</b>	<b>0.00</b>	<b>0.00</b>	<b>0.00</b>	<b>0.00</b>	<b>0.00</b>	<b>0.00</b>
<b>Department : 170 - Solid Waste Management</b>										
<b>AcctType: 5 - Expense</b>										
<b>Division: 1702 - Sanitation Collection</b>										
<b>Category: 10 - Personnel Services</b>										
<a href="#">099-5-1702-11200</a>	Overtime	0.00	0.00	0.00	0.00	0.00	0.00	0.00	0.00	0.00
<b>Category: 10 - Personnel Services Total:</b>		<b>0.00</b>	<b>0.00</b>	<b>0.00</b>	<b>0.00</b>	<b>0.00</b>	<b>0.00</b>	<b>0.00</b>	<b>0.00</b>	<b>0.00</b>
<b>Division: 1702 - Sanitation Collection Total:</b>		<b>0.00</b>	<b>0.00</b>	<b>0.00</b>	<b>0.00</b>	<b>0.00</b>	<b>0.00</b>	<b>0.00</b>	<b>0.00</b>	<b>0.00</b>
<b>Division: 1703 - Landfill</b>										
<b>Category: 10 - Personnel Services</b>										
<a href="#">099-5-1703-11200</a>	Overtime	0.00	0.00	0.00	0.00	0.00	0.00	0.00	0.00	0.00
<b>Category: 10 - Personnel Services Total:</b>		<b>0.00</b>	<b>0.00</b>	<b>0.00</b>	<b>0.00</b>	<b>0.00</b>	<b>0.00</b>	<b>0.00</b>	<b>0.00</b>	<b>0.00</b>
<b>Category: 20 - Supplies</b>										
<a href="#">099-5-1703-21700</a>	Minor Eq/Furniture	3,000.00	0.00	0.00	0.00	0.00	0.00	0.00	0.00	0.00
<b>Category: 20 - Supplies Total:</b>		<b>3,000.00</b>	<b>0.00</b>	<b>0.00</b>	<b>0.00</b>	<b>0.00</b>	<b>0.00</b>	<b>0.00</b>	<b>0.00</b>	<b>0.00</b>

General Funds

For Fiscal: 10/2017-09/2018 Period Ending: 09/30/2018

						Defined Budgets			
		2016	2017	2018	2018	2018	2018	2019	2019
		Total Activity	Total Activity	Original Budget	Total Budget (Amended)	YTD Activity	Expected Annual	City Manager Proposed	City Commission Adopted
<b>Category: 30 - Services</b>									
<a href="#">099-5-1703-31400</a>	Professional Services	19,350.00	0.00	0.00	0.00	0.00	0.00	0.00	0.00
<b>Category: 30 - Services Total:</b>		<b>19,350.00</b>	<b>0.00</b>	<b>0.00</b>	<b>0.00</b>	<b>0.00</b>	<b>0.00</b>	<b>0.00</b>	<b>0.00</b>
<b>Division: 1703 - Landfill Total:</b>		<b>22,350.00</b>	<b>0.00</b>	<b>0.00</b>	<b>0.00</b>	<b>0.00</b>	<b>0.00</b>	<b>0.00</b>	<b>0.00</b>
<b>AcctType: 5 - Expense Total:</b>		<b>22,350.00</b>	<b>0.00</b>	<b>0.00</b>	<b>0.00</b>	<b>0.00</b>	<b>0.00</b>	<b>0.00</b>	<b>0.00</b>
<b>Department : 170 - Solid Waste Management Total:</b>		<b>22,350.00</b>	<b>0.00</b>	<b>0.00</b>	<b>0.00</b>	<b>0.00</b>	<b>0.00</b>	<b>0.00</b>	<b>0.00</b>
<b>Department : 210 - Police</b>									
<b>AcctType: 5 - Expense</b>									
<b>Division: 2103 - Communications</b>									
<b>Category: 40 - Repairs</b>									
<a href="#">099-5-2103-41400</a>	Equipment Maintenance	0.00	13,609.62	0.00	0.00	0.00	0.00	0.00	0.00
<b>Category: 40 - Repairs Total:</b>		<b>0.00</b>	<b>13,609.62</b>	<b>0.00</b>	<b>0.00</b>	<b>0.00</b>	<b>0.00</b>	<b>0.00</b>	<b>0.00</b>
<b>Category: 70 - Capital Outlay</b>									
<a href="#">099-5-2103-71200</a>	Machinery/Equipment	0.00	37,310.00	0.00	0.00	0.00	0.00	0.00	0.00
<b>Category: 70 - Capital Outlay Total:</b>		<b>0.00</b>	<b>37,310.00</b>	<b>0.00</b>	<b>0.00</b>	<b>0.00</b>	<b>0.00</b>	<b>0.00</b>	<b>0.00</b>
<b>Division: 2103 - Communications Total:</b>		<b>0.00</b>	<b>50,919.62</b>	<b>0.00</b>	<b>0.00</b>	<b>0.00</b>	<b>0.00</b>	<b>0.00</b>	<b>0.00</b>
<b>AcctType: 5 - Expense Total:</b>		<b>0.00</b>	<b>50,919.62</b>	<b>0.00</b>	<b>0.00</b>	<b>0.00</b>	<b>0.00</b>	<b>0.00</b>	<b>0.00</b>
<b>Department : 210 - Police Total:</b>		<b>0.00</b>	<b>50,919.62</b>	<b>0.00</b>	<b>0.00</b>	<b>0.00</b>	<b>0.00</b>	<b>0.00</b>	<b>0.00</b>
<b>Department : 302 - Service Center</b>									
<b>AcctType: 5 - Expense</b>									
<b>Division: 3020 - Service Center</b>									
<b>Category: 50 - Maintenance</b>									
<a href="#">099-5-3020-51100</a>	Building Maintenance	7,300.00	0.00	0.00	0.00	0.00	0.00	0.00	0.00
<b>Category: 50 - Maintenance Total:</b>		<b>7,300.00</b>	<b>0.00</b>	<b>0.00</b>	<b>0.00</b>	<b>0.00</b>	<b>0.00</b>	<b>0.00</b>	<b>0.00</b>
<b>Category: 70 - Capital Outlay</b>									
<a href="#">099-5-3020-71200</a>	Machinery/Equipment	0.00	0.00	0.00	0.00	0.00	0.00	0.00	0.00
<b>Category: 70 - Capital Outlay Total:</b>		<b>0.00</b>	<b>0.00</b>	<b>0.00</b>	<b>0.00</b>	<b>0.00</b>	<b>0.00</b>	<b>0.00</b>	<b>0.00</b>
<b>Division: 3020 - Service Center Total:</b>		<b>7,300.00</b>	<b>0.00</b>	<b>0.00</b>	<b>0.00</b>	<b>0.00</b>	<b>0.00</b>	<b>0.00</b>	<b>0.00</b>
<b>AcctType: 5 - Expense Total:</b>		<b>7,300.00</b>	<b>0.00</b>	<b>0.00</b>	<b>0.00</b>	<b>0.00</b>	<b>0.00</b>	<b>0.00</b>	<b>0.00</b>
<b>Department : 302 - Service Center Total:</b>		<b>7,300.00</b>	<b>0.00</b>	<b>0.00</b>	<b>0.00</b>	<b>0.00</b>	<b>0.00</b>	<b>0.00</b>	<b>0.00</b>

General Funds

For Fiscal: 10/2017-09/2018 Period Ending: 09/30/2018

						Defined Budgets			
		2016	2017	2018	2018	2018	2018	2019	2019
		Total Activity	Total Activity	Original Budget	Total Budget (Amended)	YTD Activity	Expected Annual	City Manager Proposed	City Commission Adopted
Department : 690 - Fund Expense/Transfer									
AcctType: 5 - Expense									
Division: 6900 - Fund Expense/Transfer									
Category: 80 - Transfers Out									
<a href="#">099-5-6900-80001</a>	Transfer To Fund 001	23,405.00	0.00	0.00	0.00	0.00	0.00	0.00	0.00
<b>Category: 80 - Transfers Out Total:</b>		<b>23,405.00</b>	<b>0.00</b>	<b>0.00</b>	<b>0.00</b>	<b>0.00</b>	<b>0.00</b>	<b>0.00</b>	<b>0.00</b>
<b>Division: 6900 - Fund Expense/Transfer Total:</b>		<b>23,405.00</b>	<b>0.00</b>	<b>0.00</b>	<b>0.00</b>	<b>0.00</b>	<b>0.00</b>	<b>0.00</b>	<b>0.00</b>
<b>AcctType: 5 - Expense Total:</b>		<b>23,405.00</b>	<b>0.00</b>	<b>0.00</b>	<b>0.00</b>	<b>0.00</b>	<b>0.00</b>	<b>0.00</b>	<b>0.00</b>
<b>Department : 690 - Fund Expense/Transfer Total:</b>		<b>23,405.00</b>	<b>0.00</b>	<b>0.00</b>	<b>0.00</b>	<b>0.00</b>	<b>0.00</b>	<b>0.00</b>	<b>0.00</b>
<b>Total Revenues</b>		<b>100,000.00</b>	<b>7,904.62</b>	<b>0.00</b>	<b>0.00</b>	<b>0.00</b>	<b>0.00</b>	<b>0.00</b>	<b>0.00</b>
<b>Total Expenses</b>		<b>56,985.00</b>	<b>50,919.62</b>	<b>0.00</b>	<b>0.00</b>	<b>0.00</b>	<b>0.00</b>	<b>0.00</b>	<b>0.00</b>
<b>Fund: 099 - DISASTER RESPONSE RECOVERY FUND Surplus (Deficit):</b>		<b>43,015.00</b>	<b>-43,015.00</b>	<b>0.00</b>	<b>0.00</b>	<b>0.00</b>	<b>0.00</b>	<b>0.00</b>	<b>0.00</b>
<b>Report Surplus (Deficit):</b>		<b>-548,950.49</b>	<b>-1,895,013.71</b>	<b>310,640.69</b>	<b>-77,062.06</b>	<b>399,824.32</b>	<b>81,652.63</b>	<b>116,518.00</b>	<b>116,518.00</b>



# GENERAL FUND

---

## CAPITAL PROJECTS FUNDS

### Fund 033 – CO Series 2016

This fund was used to account for Certificate of Obligation Series 2016. The certificates were secured and payable with ad valorem taxes levied upon all taxable properties within City and a pledge of water and sewer revenue for the purpose of providing for the payment contractual obligations to be incurred in connection with the design, planning, acquisition, construction, equipping, expansion, repair, renovation and/or rehabilitation of certain City-owned public property.

### 039 – CO Series 2002-2002A General Fund

This fund was used to account for Certificate of Obligation Series 2002 and 2002A. The certificates were secured and payable with ad valorem taxes levied upon all taxable properties within City and a pledge of water and sewer revenue. The proceeds from the issuance of these certificates were used for (1) the construction of a water well; (2) street and drainage system improvements; (3) improvements to City buildings; (4) purchase of vehicles for city use; (5) heavy equipment and office equipment for various departments; and (6) expenses related to legal, financial and engineering fees regarding the projects. This fund is appropriated.

### 065 – CO 2011 GF Fund

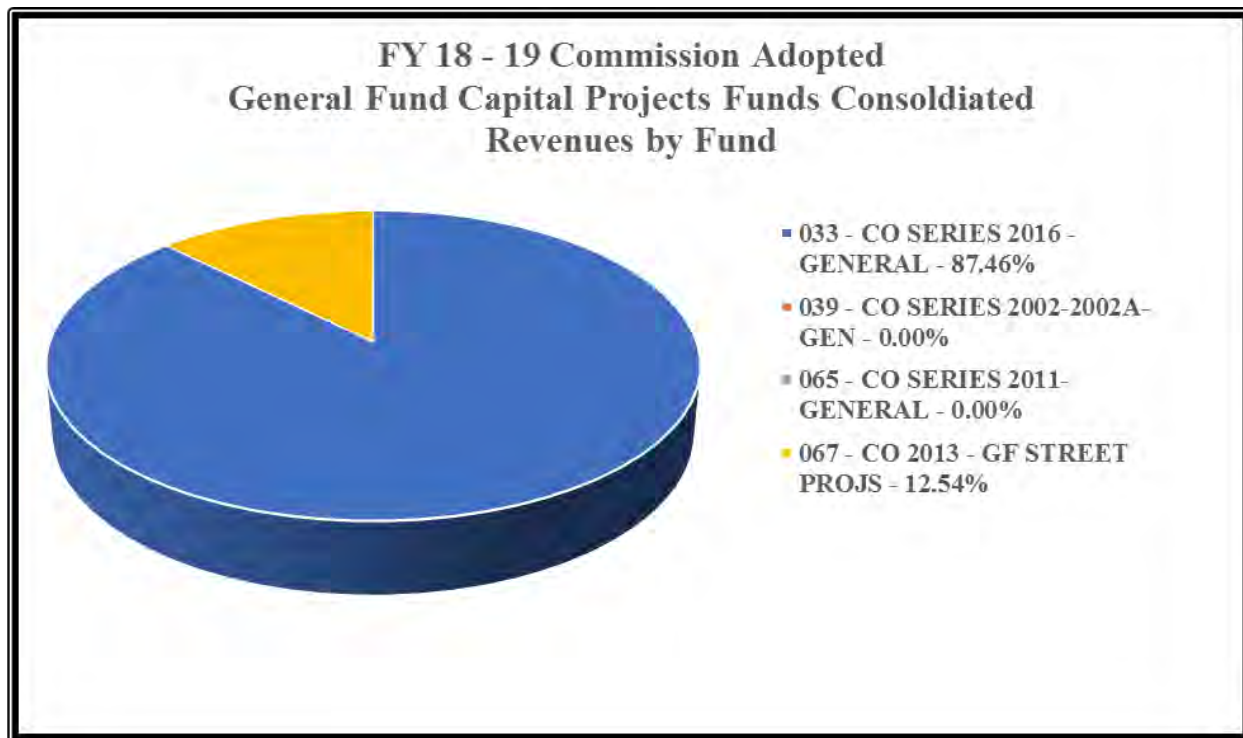
This fund was used to account for Certificate of Obligation Series 2011. Presented to show prior year history.

### 067 – CO 2013 GF Street Projects Fund

This fund is used to account for Certificate of Obligation Series 2013. The certificates are secured with ad valorem taxes levied upon all taxable properties within the City. Also, certain revenues from water and sewer operations are used to secure these certificates. Proceeds from these certificates are to be used for acquisition, construction, equipping, expansion, repair or renovation of City-owned public property and the payment of professional services involving these projects. This fund will also be used to record transactions involving Limited Tax Refunding Bonds, Series 2013. A portion of the proceeds from the issuance of these Certificates were allocated to this fund and a portion was allocated to the CO 2013 Drainage fund.



# CONSOLIDATED REVENUES GF CAPITAL PROJECTS FUNDS



	2017 Total Activity	2018 Original Budget	2018 Amended Budget	2018 Expected Annual	2019 Commission Adopted
033 - CO SERIES 2016 - GENERAL	\$ 1,429,993.36	\$ 25,000.00	\$ 54,050.00	\$ 53,350.00	\$ 15,000.00
039 - CO SERIES 2002-2002A-GENERAL	51.11	-	-	45.32	-
065 - CO SERIES 2011-GENERAL	136.88	-	-	-	-
067 - CO 2013 - GF STREET PROJECTS	96.45	-	-	161.00	2,150.00
<b>TOTAL CONSOLIDATED REVENUES</b>	<b>\$ 1,430,277.80</b>	<b>\$ 25,000.00</b>	<b>\$ 54,050.00</b>	<b>\$ 53,556.32</b>	<b>\$ 17,150.00</b>



City of Kingsville, TX

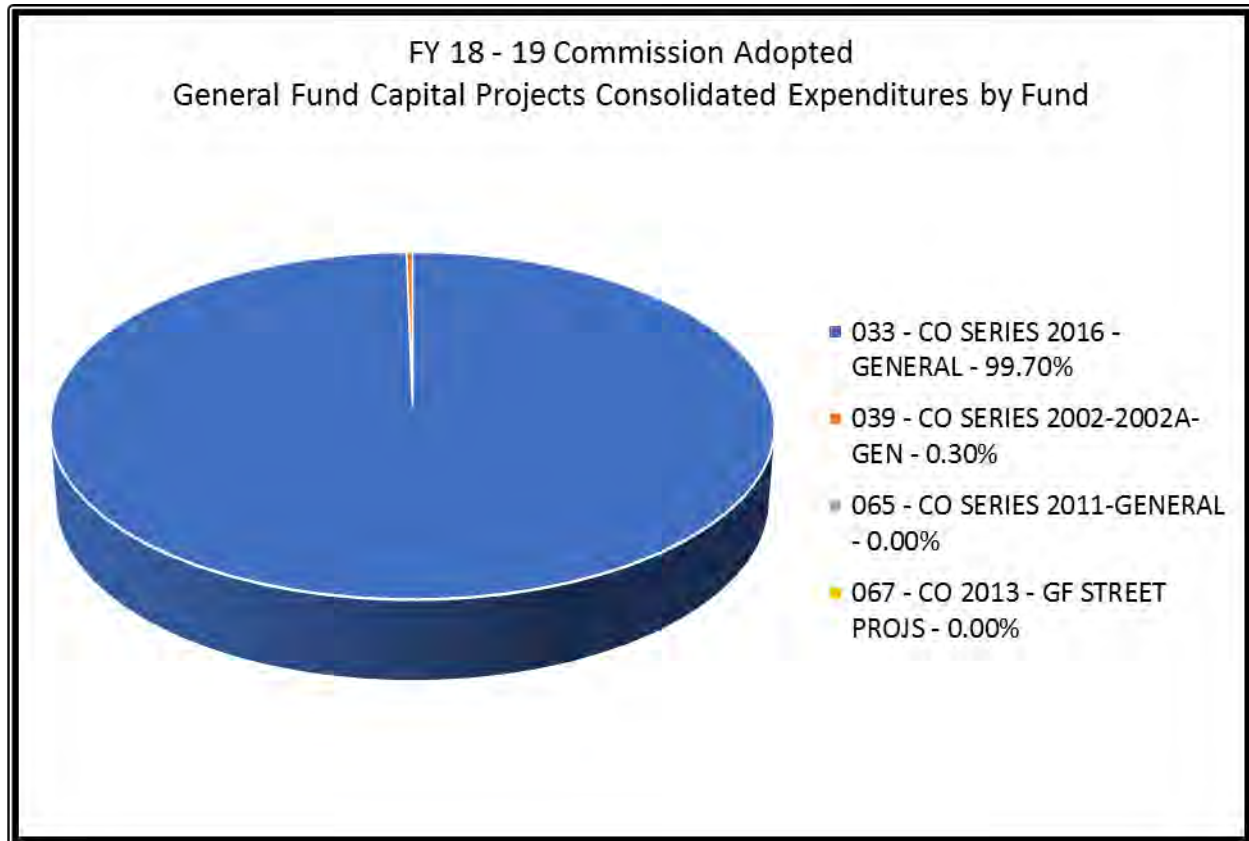
# Consolidated GF Capital Projects - Revenues

## Group Summary

For Fiscal: 10/2017-09/2018 Period Ending: 09/30/2018

Sourc...	2016 Total Activity	2017 Total Activity	2018 Original Budget	2018 Total Budget (Amended)	2018 YTD Activity	Defined Budgets		2019 City Manager Proposed	2019 City Commission Adopted
						2018 Expected Annual			
75001 - Transfer In From Fund 001	730.00	25,000.00	0.00	13,700.00	13,700.00	13,700.00	0.00	0.00	
75002 - Transfer In from Fund 002	0.00	25,000.00	0.00	9,350.00	9,350.00	9,350.00	0.00	0.00	
75008 - Transfer In from Fund 008	250,000.00	0.00	0.00	0.00	0.00	0.00	0.00	0.00	
75010 - Transfer from Fund 051	0.00	0.00	0.00	6,000.00	6,000.00	6,000.00	0.00	0.00	
75034 - Transfer In From Fund 034	41,215.93	136.88	0.00	0.00	0.00	0.00	0.00	0.00	
75066 - Transfer From Fund 066	0.00	280,000.00	0.00	0.00	0.00	0.00	0.00	0.00	
75087 - Transfer From Fund 087	0.00	323,000.00	0.00	0.00	0.00	0.00	0.00	0.00	
75092 - Transfer From Fund 092	0.00	46,206.92	0.00	0.00	0.00	0.00	0.00	0.00	
75096 - Transfer From Fund 096	0.00	675,000.00	0.00	0.00	0.00	0.00	0.00	0.00	
91500 - Interest Earned	25.14	51.11	0.00	0.00	81.65	45.32	0.00	0.00	
91501 - Interest Earned Cutwater	242.26	96.45	0.00	0.00	154.18	161.00	150.00	150.00	
91503 - Interest Income	23,696.77	50,413.36	25,000.00	25,000.00	25,214.13	24,300.00	15,000.00	15,000.00	
91520 - Interest Earned-Investment	0.00	0.00	0.00	0.00	0.00	0.00	2,000.00	2,000.00	
99000 - Miscellaneous	49,791.92	5,373.08	0.00	0.00	0.00	0.00	0.00	0.00	
99500 - Bond Proceeds	6,740,000.00	0.00	0.00	0.00	0.00	0.00	0.00	0.00	
99600 - Bond Issuance Premium	198,693.07	0.00	0.00	0.00	0.00	0.00	0.00	0.00	
<b>Report Total:</b>	<b>7,304,395.09</b>	<b>1,430,277.80</b>	<b>25,000.00</b>	<b>54,050.00</b>	<b>54,499.96</b>	<b>53,556.32</b>	<b>17,150.00</b>	<b>17,150.00</b>	

# CONSOLIDATED EXPENDITURES GF CAPITAL PROJECTS FUNDS



	2017 Total Activity	2018 Original Budget	2018 Amended Budget	2018 Expected Annual	2019 Commission Adopted
033 - CO SERIES 2016 - GENERAL	\$ 3,895,052.90	\$ 3,331,877.00	\$ 4,188,041.28	\$ 2,363,977.67	\$ 1,648,174.00
039 - CO SERIES 2002-2002A-GENERAL	-	-	-	-	5,026.00
065 - CO SERIES 2011-GENERAL	-	-	-	-	-
067 - CO 2013 - GF STREET PROJECTS	37,229.38	-	27,000.00	27,000.00	-
<b>TOTAL CONSOLIDATED EXPENDITURES</b>	<b>\$ 3,932,282.28</b>	<b>\$ 3,331,877.00</b>	<b>\$ 4,215,041.28</b>	<b>\$ 2,390,977.67</b>	<b>\$ 1,653,200.00</b>





City of Kingsville, TX

# Consolidated GF Capital Projects - Expenditures

## Group Summary

For Fiscal: 10/2017-09/2018 Period Ending: 09/30/2018

Objec...	2016 Total Activity	2017 Total Activity	2018 Original Budget	2018 Total Budget (Amended)	2018 YTD Activity	Defined Budgets		2019 City Manager Proposed	2019 City Commission Adopted
						2018 Expected Annual			
21700 - Minor Eq/Furniture	27,092.12	33,552.63	6,425.00	0.00	0.00	0.00	0.00	0.00	0.00
22000 - Rollouts & Dumpsters	30,748.00	0.00	0.00	0.00	0.00	0.00	0.00	0.00	0.00
22600 - Computers & Associated Equip	2,499.23	0.00	0.00	0.00	0.00	0.00	0.00	0.00	0.00
22602 - Computers & Associated Equip-Garage Software	809.65	1,785.85	0.00	0.00	0.00	0.00	0.00	0.00	0.00
22603 - Computers & Associated Equip-Fire Software	0.00	0.00	10,655.00	0.00	0.00	0.00	0.00	0.00	0.00
22604 - Computers & Associated Equip-Public Works Software	0.00	0.00	8,100.00	0.00	0.00	0.00	0.00	0.00	0.00
31400 - Professional Services	35,840.00	77,560.00	0.00	0.00	0.00	0.00	0.00	0.00	0.00
31404 - PrfSrv-Bond IssueCosts/Fees	89,000.00	0.00	0.00	0.00	0.00	0.00	0.00	0.00	0.00
31447 - ProfSrv-Master Plan	50,084.53	22,409.47	0.00	0.00	0.00	0.00	0.00	0.00	0.00
31454 - PrfSev-Study Drainage	0.00	37,478.47	40,000.00	0.00	0.00	0.00	0.00	0.00	0.00
31458 - Contractual Services	2,500.00	5,000.00	0.00	0.00	0.00	0.00	0.00	0.00	0.00
31489 - ProfSvc-Underwriter's Discount	0.00	0.00	0.00	0.00	0.00	0.00	0.00	0.00	0.00
51100 - Building Maintenance	25,359.62	0.00	0.00	0.00	0.00	0.00	0.00	0.00	0.00
52100 - Street & Bridge	387,991.80	85,026.25	362,902.00	286,378.07	286,378.07	286,378.07	0.00	0.00	0.00
52131 - Public Works-Phase 1 of 6th Street Overlay	0.00	944,597.48	0.00	0.00	0.00	0.00	0.00	0.00	0.00
52132 - Public Works-Phase 2-CO Street Project	0.00	71,467.75	300,000.00	235,679.33	235,679.33	235,679.33	0.00	0.00	0.00
59100 - Grounds & Perm Fixtures	0.00	1,482.00	0.00	0.00	0.00	0.00	153,552.00	153,552.00	0.00
59101 - Grounds & Perm Fixtures-Parks-Pool Renov.	25,550.00	0.00	0.00	0.00	0.00	0.00	0.00	0.00	0.00
59102 - Grounds & Perm Fixtures-Parks Parking Lots	16,789.64	0.00	0.00	0.00	0.00	0.00	0.00	0.00	0.00
59103 - Grounds & Perm Fixtures-Parks-Field Improvements	16,377.69	0.00	0.00	0.00	0.00	0.00	0.00	0.00	0.00
59104 - Parks-City Green Phase 1	0.00	0.00	200,000.00	150,000.00	0.00	0.00	150,000.00	150,000.00	0.00
59106 - Golf Course-Grounds & Perm-Bridge	0.00	0.00	20,000.00	0.00	0.00	0.00	0.00	0.00	0.00
59107 - Golf Course-Grounds & Perm-Fence	0.00	0.00	30,000.00	0.00	0.00	0.00	0.00	0.00	0.00
59118 - Parks-Park Project	0.00	0.00	0.00	0.00	0.00	0.00	0.00	0.00	0.00
59120 - Parks Project Overrun Contingency	0.00	0.00	0.00	0.00	0.00	0.00	0.00	0.00	0.00
71100 - Vehicle	0.00	0.00	0.00	0.00	600,000.00	0.00	600,000.00	600,000.00	0.00
71140 - Public Works-Brush Truck-3 Replacement Beds	0.00	216,598.00	0.00	0.00	0.00	0.00	0.00	0.00	0.00
71200 - Machinery/Equipment	70,078.34	10,794.85	0.00	63,823.28	63,200.24	63,823.28	17,500.00	17,500.00	0.00
71201 - Parks Capital Projects	0.00	0.00	0.00	307,000.00	0.00	0.00	0.00	0.00	0.00
71215 - Golf Course Capital Projects - Course Improvements	0.00	37,870.95	47,241.00	244,702.00	244,160.13	244,500.00	0.00	0.00	0.00
71216 - Downtown Revitalization Improvements	0.00	0.00	995,000.00	960,632.00	16,732.32	16,732.32	200,000.00	200,000.00	0.00
71217 - City Hall Complex Improvements	150,901.32	6,147.50	9,003.00	0.00	0.00	0.00	0.00	0.00	0.00
71220 - Parks-Street & Parking-DKP	0.00	0.00	481,125.00	0.00	0.00	0.00	0.00	0.00	0.00
71221 - Parks-Parking Lots at Park Facilities	0.00	0.00	133,210.00	0.00	0.00	0.00	0.00	0.00	0.00
71222 - Parks-Pier Enhancements	0.00	21,059.16	0.00	0.00	0.00	0.00	0.00	0.00	0.00

Consolidated GF Capital Projects - Expenditures

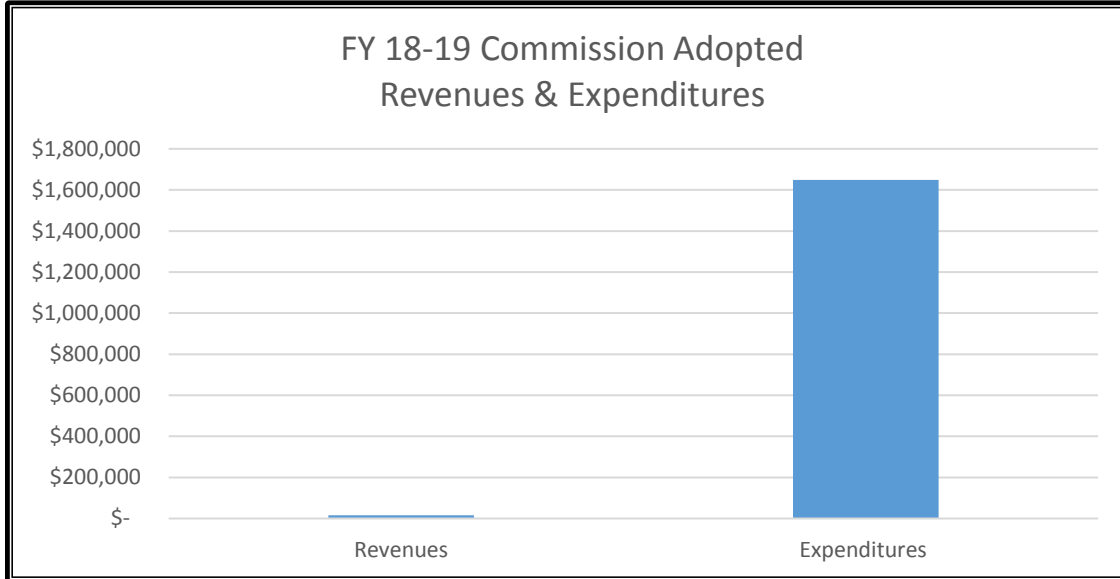
For Fiscal: 10/2017-09/2018 Period Ending: 09/30/2018

Objec...	2016 Total Activity	2017 Total Activity	2018 Original Budget	2018 Total Budget (Amended)	2018 YTD Activity	Defined Budgets		2019 City Manager Proposed	2019 City Commission Adopted
						2018 Expected Annual			
71223 - Parks-Skate Park	0.00	286,647.55	25,510.00	30,195.13	30,195.13	30,195.13		0.00	0.00
71224 - Parks-Splash Pad	0.00	0.00	200,000.00	174,141.94	174,095.57	174,111.94		0.00	0.00
71225 - Parks-Brookshire Pool Renovation	0.00	152,601.18	80,059.00	29,286.26	7,006.26	29,286.26	110,000.00		110,000.00
71226 - Parks-Office Community Bldg Improvements	0.00	31,719.32	51,638.00	85,280.14	85,023.36	85,280.14		0.00	0.00
71227 - Parks-Equipment Barn Improvements	0.00	0.00	0.00	0.00	0.00	0.00		0.00	0.00
71228 - Parks-Field Improvements	0.00	29,430.00	4,192.00	0.00	0.00	0.00		0.00	0.00
71229 - Parks-Parks Master Plan	0.00	0.00	0.00	0.00	0.00	0.00		0.00	0.00
71230 - Public Works-Brush Box Burner	107,333.08	0.00	0.00	0.00	0.00	0.00		0.00	0.00
71231 - Public Works-Pro Patcher	0.00	147,283.00	0.00	0.00	0.00	0.00		0.00	0.00
71232 - PD-Radio Backbone	0.00	8,837.72	0.00	827,114.28	823,521.24	827,021.24		0.00	0.00
71233 - PD-Radios	0.00	0.00	0.00	0.00	0.00	0.00		0.00	0.00
71234 - Fire-Radios	0.00	0.00	0.00	0.00	0.00	0.00		0.00	0.00
71235 - Fire-Ambulance & EMS Equipment	0.00	201,695.00	0.00	0.00	0.00	0.00		0.00	0.00
71236 - Golf-Driving Range/Practice Facility	86,097.01	0.00	0.00	0.00	0.00	0.00		0.00	0.00
71237 - Golf-Entrance & Signage Enhancements	8,640.89	300.00	4,418.00	0.00	0.00	0.00		0.00	0.00
71238 - Golf-Interior Enhancements	507.57	19,679.76	6,219.00	0.00	0.00	0.00		0.00	0.00
71239 - Golf Course Irrigation System	0.00	139,584.26	85,509.00	100,726.74	98,279.26	98,279.26		0.00	0.00
71300 - Building	0.00	35,695.00	0.00	0.00	0.00	0.00	18,776.00		18,776.00
71307 - Parks-Downtown Pavilion	0.00	0.00	50,000.00	50,000.00	49,188.89	31,688.89		0.00	0.00
71308 - Golf-Bridge	0.00	21,350.00	0.00	0.00	0.00	0.00		0.00	0.00
71309 - Parks-Dog Park	0.00	0.00	0.00	90,000.00	0.00	0.00	90,000.00		90,000.00
71310 - City Hall Complex-Landscaping	0.00	4,327.50	125,000.00	120,672.50	4,300.00	4,300.00	116,372.00		116,372.00
71311 - City Hall Complex-Cottage Building Remodel	10,907.65	971,917.69	0.00	15,797.45	15,797.45	15,797.45		0.00	0.00
71312 - Public Works-Roof Replacement	0.00	0.00	0.00	0.00	0.00	0.00		0.00	0.00
71313 - Fire-Station 1 Improvements	23,451.50	87,784.31	0.00	0.00	0.00	0.00		0.00	0.00
71314 - Health-Roof & Porch Improvements	0.00	0.00	25,000.00	25,000.00	0.00	0.00		0.00	0.00
71315 - Library-The Maker's Zone	0.00	0.00	0.00	0.00	0.00	0.00		0.00	0.00
71316 - Library-Staff Breakroom	1,725.00	3,277.93	0.00	0.00	0.00	0.00		0.00	0.00
71317 - City Hall Complex-Gym Demolition	0.00	0.00	0.00	0.00	0.00	0.00		0.00	0.00
71318 - Fire-Station 2 Improvements	0.00	0.00	0.00	40,585.86	39,826.71	40,585.86		0.00	0.00
71319 - Parks-Kiddie Pool	0.00	0.00	0.00	183,907.00	183,820.00	183,640.00		0.00	0.00
71320 - Train Depot Canopy	0.00	0.00	0.00	0.00	0.00	0.00		0.00	0.00
72600 - Computers	0.00	64,015.60	30,671.00	10,078.50	10,078.50	10,078.50		0.00	0.00
80001 - Transfer Out to Fund 001	0.00	0.00	0.00	0.00	0.00	0.00		0.00	0.00
80051 - Transfer Out to Fund 051	0.00	116,076.72	0.00	0.00	0.00	0.00		0.00	0.00
80085 - Transfer To Fund 085	0.00	0.00	0.00	13,600.00	13,420.91	13,600.00		0.00	0.00
80091 - Transfer Out to Fund 091	49,792.00	0.00	0.00	0.00	0.00	0.00		0.00	0.00
80092 - Transfer Out To Fund 092	0.00	37,229.38	0.00	0.00	0.00	0.00		0.00	0.00
80094 - Transfer To Fund 094	0.00	0.00	0.00	0.00	0.00	0.00	197,000.00		197,000.00
85000 - Department Year End Reductions	0.00	0.00	0.00	170,440.80	0.00	0.00		0.00	0.00
<b>Report Total:</b>	<b>1,220,076.64</b>	<b>3,932,282.28</b>	<b>3,331,877.00</b>	<b>4,215,041.28</b>	<b>2,980,703.37</b>	<b>2,390,977.67</b>	<b>1,653,200.00</b>		<b>1,653,200.00</b>



# FUND 033 – CO SERIES 2016

## FUND SUMMARY



	<b>FY 18-19 Adopted Budget</b>
Revenues	\$ 15,000
Expenditures	1,648,174
Net Revenues over (under) Expenditures	\$ (1,633,174)

**Fund Balance**

Beginning Fund Balance - (Unaudited)		\$ 1,655,140
Budgeted Revenues		15,000
Budgeted Expenditures	1,451,174	
Budget Transfers Out	197,000	
Total Expenditures		1,648,174
Estimated Ending Fund Balance 09/30/19		\$ 21,966



City of Kingsville, TX

# General Fund Capital Projects Account Summary

For Fiscal: 10/2017-09/2018 Period Ending: 09/30/2018

		2016	2017	2018	2018	2018	Defined Budgets		
		Total Activity	Total Activity	Original Budget	Total Budget (Amended)	YTD Activity	2018 Expected Annual	2019 City Manager Proposed	2019 City Commission Adopted
<b>Fund: 033 - CO SERIES 2016 - GENERAL</b>									
<b>Department : 000 - Non-Departmental</b>									
<b>AcctType: 4 - Revenue</b>									
<b>Division: 0000 - Non-Departmental</b>									
<a href="#">033-4-0000-75001</a>	Transfer From Fund 001	730.00	25,000.00	0.00	13,700.00	13,700.00	13,700.00	0.00	0.00
<a href="#">033-4-0000-75002</a>	Transfer From Fund 002	0.00	25,000.00	0.00	9,350.00	9,350.00	9,350.00	0.00	0.00
<a href="#">033-4-0000-75008</a>	Transfer From Fund 008	250,000.00	0.00	0.00	0.00	0.00	0.00	0.00	0.00
<a href="#">033-4-0000-75010</a>	Transfer From Fund 051	0.00	0.00	0.00	6,000.00	6,000.00	6,000.00	0.00	0.00
<a href="#">033-4-0000-75066</a>	Transfer From Fund 066	0.00	280,000.00	0.00	0.00	0.00	0.00	0.00	0.00
<a href="#">033-4-0000-75087</a>	Transfer From Fund 087	0.00	323,000.00	0.00	0.00	0.00	0.00	0.00	0.00
<a href="#">033-4-0000-75092</a>	Transfer From Fund 092	0.00	46,206.92	0.00	0.00	0.00	0.00	0.00	0.00
<a href="#">033-4-0000-75096</a>	Transfer From Fund 096	0.00	675,000.00	0.00	0.00	0.00	0.00	0.00	0.00
<a href="#">033-4-0000-91503</a>	Interest Income	23,696.77	50,413.36	25,000.00	25,000.00	25,214.13	24,300.00	15,000.00	15,000.00
<a href="#">033-4-0000-99000</a>	Miscellaneous	0.00	5,373.08	0.00	0.00	0.00	0.00	0.00	0.00
<a href="#">033-4-0000-99500</a>	Bond Proceeds	6,740,000.00	0.00	0.00	0.00	0.00	0.00	0.00	0.00
<a href="#">033-4-0000-99600</a>	Bond Issue Premium	198,693.07	0.00	0.00	0.00	0.00	0.00	0.00	0.00
<b>Division: 0000 - Non-Departmental Total:</b>		<b>7,213,119.84</b>	<b>1,429,993.36</b>	<b>25,000.00</b>	<b>54,050.00</b>	<b>54,264.13</b>	<b>53,350.00</b>	<b>15,000.00</b>	<b>15,000.00</b>
<b>AcctType: 4 - Revenue Total:</b>		<b>7,213,119.84</b>	<b>1,429,993.36</b>	<b>25,000.00</b>	<b>54,050.00</b>	<b>54,264.13</b>	<b>53,350.00</b>	<b>15,000.00</b>	<b>15,000.00</b>
<b>Department : 000 - Non-Departmental Total:</b>		<b>7,213,119.84</b>	<b>1,429,993.36</b>	<b>25,000.00</b>	<b>54,050.00</b>	<b>54,264.13</b>	<b>53,350.00</b>	<b>15,000.00</b>	<b>15,000.00</b>
<b>Department : 103 - City Special</b>									
<b>AcctType: 5 - Expense</b>									
<b>Division: 1030 - City Special</b>									
<b>Category: 20 - Supplies</b>									
<a href="#">033-5-1030-21700</a>	Minor Eq/Furniture	24,642.12	29,922.13	0.00	0.00	0.00	0.00	0.00	0.00
<b>Category: 20 - Supplies Total:</b>		<b>24,642.12</b>	<b>29,922.13</b>	<b>0.00</b>	<b>0.00</b>	<b>0.00</b>	<b>0.00</b>	<b>0.00</b>	<b>0.00</b>
<b>Category: 30 - Services</b>									
<a href="#">033-5-1030-31400</a>	Professional Services	35,840.00	77,560.00	0.00	0.00	0.00	0.00	0.00	0.00
<a href="#">033-5-1030-31458</a>	Contractual Services-Downtown ...	2,500.00	5,000.00	0.00	0.00	0.00	0.00	0.00	0.00
<b>Category: 30 - Services Total:</b>		<b>38,340.00</b>	<b>82,560.00</b>	<b>0.00</b>	<b>0.00</b>	<b>0.00</b>	<b>0.00</b>	<b>0.00</b>	<b>0.00</b>

General Fund Capital Projects

For Fiscal: 10/2017-09/2018 Period Ending: 09/30/2018

		2016	2017	2018	2018	2018	Defined Budgets		2019	2019
		Total Activity	Total Activity	Original Budget	Total Budget (Amended)	YTD Activity	2018 Expected Annual	2019 City Manager Proposed	2019 City Commission Adopted	
<b>Category: 70 - Capital Outlay</b>										
<a href="#">033-5-1030-71200</a>	Machinery/Equipment	0.00	10,794.85	0.00	0.00	0.00	0.00	17,500.00	17,500.00	
<b>Budget Detail</b>										
<b>Budget Code</b>	<b>Description</b>	<b>Units</b>	<b>Price</b>	<b>Amount</b>						
City Commission	Payment Kiosk - Split w/ Fund 051 & 031	0.00	0.00	17,500.00						
<a href="#">033-5-1030-71216</a>	Downtown Revitalization Improv...	0.00	0.00	995,000.00	960,632.00	16,732.32	16,732.32	200,000.00	200,000.00	
<a href="#">033-5-1030-71217</a>	City Hall Complex Improvements	150,901.32	6,147.50	9,003.00	0.00	0.00	0.00	0.00	0.00	
<a href="#">033-5-1030-71300</a>	Building	0.00	0.00	0.00	0.00	0.00	0.00	0.00	0.00	
<a href="#">033-5-1030-71310</a>	City Hall Complex-Landscaping	0.00	4,327.50	125,000.00	120,672.50	4,300.00	4,300.00	116,372.00	116,372.00	
<a href="#">033-5-1030-71311</a>	City Hall Complex-Cottage Bldg R...	10,907.65	971,917.69	0.00	15,797.45	15,797.45	15,797.45	0.00	0.00	
<a href="#">033-5-1030-71317</a>	City Hall Complex-Gym Demoliti...	0.00	0.00	0.00	0.00	0.00	0.00	0.00	0.00	
<a href="#">033-5-1030-71320</a>	Train Depot Canopy	0.00	0.00	0.00	0.00	0.00	0.00	0.00	0.00	
<b>Category: 70 - Capital Outlay Total:</b>		<b>161,808.97</b>	<b>993,187.54</b>	<b>1,129,003.00</b>	<b>1,097,101.95</b>	<b>36,829.77</b>	<b>36,829.77</b>	<b>333,872.00</b>	<b>333,872.00</b>	
<b>Category: 85 - Department Reductions</b>										
<a href="#">033-5-1030-85000</a>	Department Year End Reduction	0.00	0.00	0.00	170,440.80	0.00	0.00	0.00	0.00	
<b>Category: 85 - Department Reductions Total:</b>		<b>0.00</b>	<b>0.00</b>	<b>0.00</b>	<b>170,440.80</b>	<b>0.00</b>	<b>0.00</b>	<b>0.00</b>	<b>0.00</b>	
<b>Division: 1030 - City Special Total:</b>		<b>224,791.09</b>	<b>1,105,669.67</b>	<b>1,129,003.00</b>	<b>1,267,542.75</b>	<b>36,829.77</b>	<b>36,829.77</b>	<b>333,872.00</b>	<b>333,872.00</b>	
<b>AcctType: 5 - Expense Total:</b>		<b>224,791.09</b>	<b>1,105,669.67</b>	<b>1,129,003.00</b>	<b>1,267,542.75</b>	<b>36,829.77</b>	<b>36,829.77</b>	<b>333,872.00</b>	<b>333,872.00</b>	
<b>Department : 103 - City Special Total:</b>		<b>224,791.09</b>	<b>1,105,669.67</b>	<b>1,129,003.00</b>	<b>1,267,542.75</b>	<b>36,829.77</b>	<b>36,829.77</b>	<b>333,872.00</b>	<b>333,872.00</b>	
<b>Department : 170 - Solid Waste Management</b>										
<b>AcctType: 5 - Expense</b>										
<b>Division: 1702 - Sanitation Collection</b>										
<b>Category: 20 - Supplies</b>										
<a href="#">033-5-1702-22000</a>	Rollouts & Dumpsters	30,748.00	0.00	0.00	0.00	0.00	0.00	0.00	0.00	
<b>Category: 20 - Supplies Total:</b>		<b>30,748.00</b>	<b>0.00</b>	<b>0.00</b>	<b>0.00</b>	<b>0.00</b>	<b>0.00</b>	<b>0.00</b>	<b>0.00</b>	
<b>Category: 70 - Capital Outlay</b>										
<a href="#">033-5-1702-71100</a>	Vehicle	0.00	0.00	0.00	0.00	0.00	0.00	0.00	0.00	
<a href="#">033-5-1702-71140</a>	Public Works-Brush Truck & 3 Re...	0.00	216,598.00	0.00	0.00	0.00	0.00	0.00	0.00	
<b>Category: 70 - Capital Outlay Total:</b>		<b>0.00</b>	<b>216,598.00</b>	<b>0.00</b>	<b>0.00</b>	<b>0.00</b>	<b>0.00</b>	<b>0.00</b>	<b>0.00</b>	
<b>Division: 1702 - Sanitation Collection Total:</b>		<b>30,748.00</b>	<b>216,598.00</b>	<b>0.00</b>	<b>0.00</b>	<b>0.00</b>	<b>0.00</b>	<b>0.00</b>	<b>0.00</b>	
<b>Division: 1703 - Landfill</b>										
<b>Category: 70 - Capital Outlay</b>										
<a href="#">033-5-1703-71200</a>	Machinery/Equipment	0.00	0.00	0.00	0.00	0.00	0.00	0.00	0.00	

General Fund Capital Projects

For Fiscal: 10/2017-09/2018 Period Ending: 09/30/2018

		Defined Budgets							
		2016	2017	2018	2018	2018	2018	2019	2019
		Total Activity	Total Activity	Original Budget	Total Budget (Amended)	YTD Activity	Expected Annual	City Manager Proposed	City Commission Adopted
<a href="#">033-5-1703-71230</a>	Public Works-Brush Box Burner	107,333.08	0.00	0.00	0.00	0.00	0.00	0.00	0.00
<b>Category: 70 - Capital Outlay Total:</b>		<b>107,333.08</b>	<b>0.00</b>	<b>0.00</b>	<b>0.00</b>	<b>0.00</b>	<b>0.00</b>	<b>0.00</b>	<b>0.00</b>
<b>Division: 1703 - Landfill Total:</b>		<b>107,333.08</b>	<b>0.00</b>	<b>0.00</b>	<b>0.00</b>	<b>0.00</b>	<b>0.00</b>	<b>0.00</b>	<b>0.00</b>
<b>AcctType: 5 - Expense Total:</b>		<b>138,081.08</b>	<b>216,598.00</b>	<b>0.00</b>	<b>0.00</b>	<b>0.00</b>	<b>0.00</b>	<b>0.00</b>	<b>0.00</b>
<b>Department : 170 - Solid Waste Management Total:</b>		<b>138,081.08</b>	<b>216,598.00</b>	<b>0.00</b>	<b>0.00</b>	<b>0.00</b>	<b>0.00</b>	<b>0.00</b>	<b>0.00</b>
<b>Department : 190 - Technology Services</b>									
<b>AcctType: 5 - Expense</b>									
<b>Division: 1902 - Technology Services</b>									
<b>Category: 20 - Supplies</b>									
<a href="#">033-5-1902-22602</a>	Computers & Equip-Garage Soft...	809.65	1,785.85	0.00	0.00	0.00	0.00	0.00	0.00
<a href="#">033-5-1902-22603</a>	Computers & Associated Equip-Fi...	0.00	0.00	10,655.00	0.00	0.00	0.00	0.00	0.00
<a href="#">033-5-1902-22604</a>	Computers & Associated Equip-P...	0.00	0.00	8,100.00	0.00	0.00	0.00	0.00	0.00
<b>Category: 20 - Supplies Total:</b>		<b>809.65</b>	<b>1,785.85</b>	<b>18,755.00</b>	<b>0.00</b>	<b>0.00</b>	<b>0.00</b>	<b>0.00</b>	<b>0.00</b>
<b>Division: 1902 - Technology Services Total:</b>		<b>809.65</b>	<b>1,785.85</b>	<b>18,755.00</b>	<b>0.00</b>	<b>0.00</b>	<b>0.00</b>	<b>0.00</b>	<b>0.00</b>
<b>AcctType: 5 - Expense Total:</b>		<b>809.65</b>	<b>1,785.85</b>	<b>18,755.00</b>	<b>0.00</b>	<b>0.00</b>	<b>0.00</b>	<b>0.00</b>	<b>0.00</b>
<b>Department : 190 - Technology Services Total:</b>		<b>809.65</b>	<b>1,785.85</b>	<b>18,755.00</b>	<b>0.00</b>	<b>0.00</b>	<b>0.00</b>	<b>0.00</b>	<b>0.00</b>
<b>Department : 210 - Police</b>									
<b>AcctType: 5 - Expense</b>									
<b>Division: 2103 - Communications</b>									
<b>Category: 70 - Capital Outlay</b>									
<a href="#">033-5-2103-71200</a>	Machinery/Equipment	0.00	0.00	0.00	0.00	0.00	0.00	0.00	0.00
<a href="#">033-5-2103-71232</a>	PD-Radio Backbone	0.00	8,837.72	0.00	827,114.28	823,521.24	827,021.24	0.00	0.00
<a href="#">033-5-2103-71233</a>	PD-Radios	0.00	0.00	0.00	0.00	0.00	0.00	0.00	0.00
<b>Category: 70 - Capital Outlay Total:</b>		<b>0.00</b>	<b>8,837.72</b>	<b>0.00</b>	<b>827,114.28</b>	<b>823,521.24</b>	<b>827,021.24</b>	<b>0.00</b>	<b>0.00</b>
<b>Division: 2103 - Communications Total:</b>		<b>0.00</b>	<b>8,837.72</b>	<b>0.00</b>	<b>827,114.28</b>	<b>823,521.24</b>	<b>827,021.24</b>	<b>0.00</b>	<b>0.00</b>
<b>Division: 2105 - Community Services</b>									
<b>Category: 70 - Capital Outlay</b>									
<a href="#">033-5-2105-71300</a>	Building	0.00	35,695.00	0.00	0.00	0.00	0.00	0.00	0.00
<b>Category: 70 - Capital Outlay Total:</b>		<b>0.00</b>	<b>35,695.00</b>	<b>0.00</b>	<b>0.00</b>	<b>0.00</b>	<b>0.00</b>	<b>0.00</b>	<b>0.00</b>
<b>Division: 2105 - Community Services Total:</b>		<b>0.00</b>	<b>35,695.00</b>	<b>0.00</b>	<b>0.00</b>	<b>0.00</b>	<b>0.00</b>	<b>0.00</b>	<b>0.00</b>
<b>AcctType: 5 - Expense Total:</b>		<b>0.00</b>	<b>44,532.72</b>	<b>0.00</b>	<b>827,114.28</b>	<b>823,521.24</b>	<b>827,021.24</b>	<b>0.00</b>	<b>0.00</b>
<b>Department : 210 - Police Total:</b>		<b>0.00</b>	<b>44,532.72</b>	<b>0.00</b>	<b>827,114.28</b>	<b>823,521.24</b>	<b>827,021.24</b>	<b>0.00</b>	<b>0.00</b>

General Fund Capital Projects

For Fiscal: 10/2017-09/2018 Period Ending: 09/30/2018

			Defined Budgets							
			2016	2017	2018	2018	2018	2018	2019	2019
			Total Activity	Total Activity	Original Budget	Total Budget (Amended)	YTD Activity	Expected Annual	City Manager Proposed	City Commission Adopted
Department : 220 - Fire AcctType: 5 - Expense Division: 2200 - Fire Category: 50 - Maintenance										
<a href="#">033-5-2200-51100</a>	Building Maintenance		21,099.62	0.00	0.00	0.00	0.00	0.00	0.00	0.00
<b>Category: 50 - Maintenance Total:</b>			<b>21,099.62</b>	<b>0.00</b>	<b>0.00</b>	<b>0.00</b>	<b>0.00</b>	<b>0.00</b>	<b>0.00</b>	<b>0.00</b>
Category: 70 - Capital Outlay										
<a href="#">033-5-2200-71100</a>	Vehicle		0.00	0.00	0.00	0.00	600,000.00	0.00	600,000.00	600,000.00
Budget Notes Budget Code                      Subject                      Description City Commission                      FY 18-19 Approved Supplemental Request                      Fire Apparatus Pumper										
<a href="#">033-5-2200-71200</a>	Machinery/Equipment		0.00	0.00	0.00	0.00	0.00	0.00	0.00	0.00
<a href="#">033-5-2200-71234</a>	Fire-Radios (FD & Volun. Softwar...		0.00	0.00	0.00	0.00	0.00	0.00	0.00	0.00
<a href="#">033-5-2200-71235</a>	Fire-Ambulance & EMS Equipme...		0.00	201,695.00	0.00	0.00	0.00	0.00	0.00	0.00
<a href="#">033-5-2200-71300</a>	Building		0.00	0.00	0.00	0.00	0.00	0.00	0.00	0.00
<a href="#">033-5-2200-71313</a>	Fire-Station 1 Improvements		23,451.50	87,784.31	0.00	0.00	0.00	0.00	0.00	0.00
<a href="#">033-5-2200-71318</a>	Fire-Station 2 Improvements		0.00	0.00	0.00	40,585.86	39,826.71	40,585.86	0.00	0.00
<b>Category: 70 - Capital Outlay Total:</b>			<b>23,451.50</b>	<b>289,479.31</b>	<b>0.00</b>	<b>40,585.86</b>	<b>639,826.71</b>	<b>40,585.86</b>	<b>600,000.00</b>	<b>600,000.00</b>
<b>Division: 2200 - Fire Total:</b>			<b>44,551.12</b>	<b>289,479.31</b>	<b>0.00</b>	<b>40,585.86</b>	<b>639,826.71</b>	<b>40,585.86</b>	<b>600,000.00</b>	<b>600,000.00</b>
<b>AcctType: 5 - Expense Total:</b>			<b>44,551.12</b>	<b>289,479.31</b>	<b>0.00</b>	<b>40,585.86</b>	<b>639,826.71</b>	<b>40,585.86</b>	<b>600,000.00</b>	<b>600,000.00</b>
<b>Department : 220 - Fire Total:</b>			<b>44,551.12</b>	<b>289,479.31</b>	<b>0.00</b>	<b>40,585.86</b>	<b>639,826.71</b>	<b>40,585.86</b>	<b>600,000.00</b>	<b>600,000.00</b>
Department : 300 - Engineering-Public Works Admn-GF AcctType: 5 - Expense Division: 3000 - Engineering-Public Works Admn-GF Category: 70 - Capital Outlay										
<a href="#">033-5-3000-71200</a>	Machinery/Equipment		0.00	0.00	0.00	8,923.28	8,923.24	8,923.28	0.00	0.00
<a href="#">033-5-3000-71300</a>	Building		0.00	0.00	0.00	0.00	0.00	0.00	0.00	0.00
<a href="#">033-5-3000-71312</a>	Public Works-Roof Replacement		0.00	0.00	0.00	0.00	0.00	0.00	0.00	0.00
<b>Category: 70 - Capital Outlay Total:</b>			<b>0.00</b>	<b>0.00</b>	<b>0.00</b>	<b>8,923.28</b>	<b>8,923.24</b>	<b>8,923.28</b>	<b>0.00</b>	<b>0.00</b>
<b>Division: 3000 - Engineering-Public Works Admn-GF Total:</b>			<b>0.00</b>	<b>0.00</b>	<b>0.00</b>	<b>8,923.28</b>	<b>8,923.24</b>	<b>8,923.28</b>	<b>0.00</b>	<b>0.00</b>
<b>AcctType: 5 - Expense Total:</b>			<b>0.00</b>	<b>0.00</b>	<b>0.00</b>	<b>8,923.28</b>	<b>8,923.24</b>	<b>8,923.28</b>	<b>0.00</b>	<b>0.00</b>
<b>Department : 300 - Engineering-Public Works Admn-GF Total:</b>			<b>0.00</b>	<b>0.00</b>	<b>0.00</b>	<b>8,923.28</b>	<b>8,923.24</b>	<b>8,923.28</b>	<b>0.00</b>	<b>0.00</b>

General Fund Capital Projects

For Fiscal: 10/2017-09/2018 Period Ending: 09/30/2018

						Defined Budgets			
		2016	2017	2018	2018	2018	2018	2019	2019
		Total Activity	Total Activity	Original Budget	Total Budget (Amended)	YTD Activity	Expected Annual	City Manager Proposed	City Commission Adopted
<b>Department : 305 - Street</b> <b>AcctType: 5 - Expense</b> <b>Division: 3050 - Street</b> <b>Category: 50 - Maintenance</b>									
<a href="#">033-5-3050-52100</a>	Street & Bridge	0.00	85,026.25	362,902.00	286,378.07	286,378.07	286,378.07	0.00	0.00
<a href="#">033-5-3050-52131</a>	Public Works-Phase 1 of 6th Stre...	0.00	944,597.48	0.00	0.00	0.00	0.00	0.00	0.00
<a href="#">033-5-3050-52132</a>	Public Works-Phase 2-CO Street ...	0.00	71,467.75	300,000.00	235,679.33	235,679.33	235,679.33	0.00	0.00
<b>Category: 50 - Maintenance Total:</b>		<b>0.00</b>	<b>1,101,091.48</b>	<b>662,902.00</b>	<b>522,057.40</b>	<b>522,057.40</b>	<b>522,057.40</b>	<b>0.00</b>	<b>0.00</b>
<b>Category: 70 - Capital Outlay</b>									
<a href="#">033-5-3050-71200</a>	Machinery/Equipment	0.00	0.00	0.00	27,900.00	27,900.00	27,900.00	0.00	0.00
<a href="#">033-5-3050-71231</a>	Public Works-Pro Patcher	0.00	147,283.00	0.00	0.00	0.00	0.00	0.00	0.00
<b>Category: 70 - Capital Outlay Total:</b>		<b>0.00</b>	<b>147,283.00</b>	<b>0.00</b>	<b>27,900.00</b>	<b>27,900.00</b>	<b>27,900.00</b>	<b>0.00</b>	<b>0.00</b>
<b>Division: 3050 - Street Total:</b>		<b>0.00</b>	<b>1,248,374.48</b>	<b>662,902.00</b>	<b>549,957.40</b>	<b>549,957.40</b>	<b>549,957.40</b>	<b>0.00</b>	<b>0.00</b>
<b>AcctType: 5 - Expense Total:</b>		<b>0.00</b>	<b>1,248,374.48</b>	<b>662,902.00</b>	<b>549,957.40</b>	<b>549,957.40</b>	<b>549,957.40</b>	<b>0.00</b>	<b>0.00</b>
<b>Department : 305 - Street Total:</b>		<b>0.00</b>	<b>1,248,374.48</b>	<b>662,902.00</b>	<b>549,957.40</b>	<b>549,957.40</b>	<b>549,957.40</b>	<b>0.00</b>	<b>0.00</b>
<b>Department : 440 - Health</b> <b>AcctType: 5 - Expense</b> <b>Division: 4400 - Health</b> <b>Category: 20 - Supplies</b>									
<a href="#">033-5-4400-21700</a>	Minor Equipment	0.00	0.00	0.00	0.00	0.00	0.00	0.00	0.00
<b>Category: 20 - Supplies Total:</b>		<b>0.00</b>	<b>0.00</b>	<b>0.00</b>	<b>0.00</b>	<b>0.00</b>	<b>0.00</b>	<b>0.00</b>	<b>0.00</b>
<b>Category: 50 - Maintenance</b>									
<a href="#">033-5-4400-59100</a>	Grounds & Perm Fixtures	0.00	0.00	0.00	0.00	0.00	0.00	8,552.00	8,552.00
<b>Budget Detail</b>									
<b>Budget Code</b>	<b>Description</b>	<b>Units</b>	<b>Price</b>	<b>Amount</b>					
City Commission	FY18-19 Re-Seal/Re-Stripe-Parking Lot - One-ti	0.00	0.00	3,649.00					
City Commission	Window Replacements	0.00	0.00	4,903.00					
<b>Category: 50 - Maintenance Total:</b>		<b>0.00</b>	<b>0.00</b>	<b>0.00</b>	<b>0.00</b>	<b>0.00</b>	<b>0.00</b>	<b>8,552.00</b>	<b>8,552.00</b>
<b>Category: 70 - Capital Outlay</b>									
<a href="#">033-5-4400-71300</a>	Building	0.00	0.00	0.00	0.00	0.00	0.00	13,750.00	13,750.00
<b>Budget Detail</b>									
<b>Budget Code</b>	<b>Description</b>	<b>Units</b>	<b>Price</b>	<b>Amount</b>					
City Commission	Connectivity Projet 1/2 Costs	0.00	0.00	13,750.00					

General Fund Capital Projects

For Fiscal: 10/2017-09/2018 Period Ending: 09/30/2018

		Defined Budgets							
		2016	2017	2018	2018	2018	2018	2019	2019
		Total Activity	Total Activity	Original Budget	Total Budget (Amended)	YTD Activity	Expected Annual	City Manager Proposed	City Commission Adopted
<a href="#">033-5-4400-71314</a>	Health-Roof & Porch Improveme...	0.00	0.00	25,000.00	25,000.00	0.00	0.00	0.00	0.00
<b>Category: 70 - Capital Outlay Total:</b>		<b>0.00</b>	<b>0.00</b>	<b>25,000.00</b>	<b>25,000.00</b>	<b>0.00</b>	<b>0.00</b>	<b>13,750.00</b>	<b>13,750.00</b>
<b>Division: 4400 - Health Total:</b>		<b>0.00</b>	<b>0.00</b>	<b>25,000.00</b>	<b>25,000.00</b>	<b>0.00</b>	<b>0.00</b>	<b>22,302.00</b>	<b>22,302.00</b>
<b>AcctType: 5 - Expense Total:</b>		<b>0.00</b>	<b>0.00</b>	<b>25,000.00</b>	<b>25,000.00</b>	<b>0.00</b>	<b>0.00</b>	<b>22,302.00</b>	<b>22,302.00</b>
<b>Department : 440 - Health Total:</b>		<b>0.00</b>	<b>0.00</b>	<b>25,000.00</b>	<b>25,000.00</b>	<b>0.00</b>	<b>0.00</b>	<b>22,302.00</b>	<b>22,302.00</b>
<b>Department : 450 - Parks &amp; Recreation</b>									
<b>AcctType: 5 - Expense</b>									
<b>Division: 4502 - L.E. Ramey Golf Course Maintenance</b>									
<b>Category: 20 - Supplies</b>									
<a href="#">033-5-4502-21700</a>	Minor Equip/Furniture	2,450.00	3,575.00	6,425.00	0.00	0.00	0.00	0.00	0.00
<a href="#">033-5-4502-22600</a>	Computers & Associated Equip	0.00	0.00	0.00	0.00	0.00	0.00	0.00	0.00
<b>Category: 20 - Supplies Total:</b>		<b>2,450.00</b>	<b>3,575.00</b>	<b>6,425.00</b>	<b>0.00</b>	<b>0.00</b>	<b>0.00</b>	<b>0.00</b>	<b>0.00</b>
<b>Category: 30 - Services</b>									
<a href="#">033-5-4502-31454</a>	Golf-Drainage Study	0.00	37,478.47	40,000.00	0.00	0.00	0.00	0.00	0.00
<b>Category: 30 - Services Total:</b>		<b>0.00</b>	<b>37,478.47</b>	<b>40,000.00</b>	<b>0.00</b>	<b>0.00</b>	<b>0.00</b>	<b>0.00</b>	<b>0.00</b>
<b>Category: 50 - Maintenance</b>									
<a href="#">033-5-4502-51100</a>	Building Maintenance	4,260.00	0.00	0.00	0.00	0.00	0.00	0.00	0.00
<a href="#">033-5-4502-59106</a>	Golf-Bridge	0.00	0.00	20,000.00	0.00	0.00	0.00	0.00	0.00
<a href="#">033-5-4502-59107</a>	Golf-Fence	0.00	0.00	30,000.00	0.00	0.00	0.00	0.00	0.00
<b>Category: 50 - Maintenance Total:</b>		<b>4,260.00</b>	<b>0.00</b>	<b>50,000.00</b>	<b>0.00</b>	<b>0.00</b>	<b>0.00</b>	<b>0.00</b>	<b>0.00</b>
<b>Category: 70 - Capital Outlay</b>									
<a href="#">033-5-4502-71200</a>	Machinery/Equipment	70,078.34	0.00	0.00	0.00	0.00	0.00	0.00	0.00
<a href="#">033-5-4502-71215</a>	Golf-Course Improvements	0.00	37,870.95	47,241.00	244,702.00	244,160.13	244,500.00	0.00	0.00
<a href="#">033-5-4502-71236</a>	Golf-Driving Range-Practice Facili...	86,097.01	0.00	0.00	0.00	0.00	0.00	0.00	0.00
<a href="#">033-5-4502-71237</a>	Golf-Entrance & Signage Enhanc...	8,640.89	300.00	4,418.00	0.00	0.00	0.00	0.00	0.00
<a href="#">033-5-4502-71238</a>	Golf-Interior Enhancements	507.57	19,679.76	6,219.00	0.00	0.00	0.00	0.00	0.00
<a href="#">033-5-4502-71239</a>	Golf Course Irrigation System	0.00	139,584.26	85,509.00	100,726.74	98,279.26	98,279.26	0.00	0.00
<a href="#">033-5-4502-71300</a>	Building	0.00	0.00	0.00	0.00	0.00	0.00	0.00	0.00
<a href="#">033-5-4502-71308</a>	Golf-Bridge	0.00	21,350.00	0.00	0.00	0.00	0.00	0.00	0.00
<b>Category: 70 - Capital Outlay Total:</b>		<b>165,323.81</b>	<b>218,784.97</b>	<b>143,387.00</b>	<b>345,428.74</b>	<b>342,439.39</b>	<b>342,779.26</b>	<b>0.00</b>	<b>0.00</b>
<b>Division: 4502 - L.E. Ramey Golf Course Maintenance Total:</b>		<b>172,033.81</b>	<b>259,838.44</b>	<b>239,812.00</b>	<b>345,428.74</b>	<b>342,439.39</b>	<b>342,779.26</b>	<b>0.00</b>	<b>0.00</b>

General Fund Capital Projects

For Fiscal: 10/2017-09/2018 Period Ending: 09/30/2018

					Defined Budgets							
					2018	2018	2019	2019				
					Total Activity	Total Activity	Original Budget	Total Budget (Amended)	YTD Activity	Expected Annual	City Manager Proposed	City Commission Adopted
<b>Division: 4503 - Parks Maintenance</b>												
<b>Category: 20 - Supplies</b>												
<a href="#">033-5-4503-21700</a>	Minor Equip/Furniture				0.00	55.50	0.00	0.00	0.00	0.00	0.00	0.00
<b>Category: 20 - Supplies Total:</b>					<b>0.00</b>	<b>55.50</b>	<b>0.00</b>	<b>0.00</b>	<b>0.00</b>	<b>0.00</b>	<b>0.00</b>	<b>0.00</b>
<b>Category: 30 - Services</b>												
<a href="#">033-5-4503-31447</a>	Professional Service-Parks Maste...				50,084.53	22,409.47	0.00	0.00	0.00	0.00	0.00	0.00
<b>Category: 30 - Services Total:</b>					<b>50,084.53</b>	<b>22,409.47</b>	<b>0.00</b>	<b>0.00</b>	<b>0.00</b>	<b>0.00</b>	<b>0.00</b>	<b>0.00</b>
<b>Category: 50 - Maintenance</b>												
<a href="#">033-5-4503-59100</a>	Grounds & Perm Fixtures				0.00	1,482.00	0.00	0.00	0.00	0.00	145,000.00	145,000.00
<b>Budget Detail</b>												
<b>Budget Code</b>	<b>Description</b>	<b>Units</b>	<b>Price</b>	<b>Amount</b>								
City Commission	Playground Equipment	0.00	0.00	145,000.00								
<a href="#">033-5-4503-59101</a>	Parks-Brookshire Pool Renovation				25,550.00	0.00	0.00	0.00	0.00	0.00	0.00	0.00
<a href="#">033-5-4503-59102</a>	Parks-Parking Lots-Park Facilities				16,789.64	0.00	0.00	0.00	0.00	0.00	0.00	0.00
<a href="#">033-5-4503-59103</a>	Parks-Field Improvements				16,377.69	0.00	0.00	0.00	0.00	0.00	0.00	0.00
<a href="#">033-5-4503-59104</a>	Parks-City Green Phase 1				0.00	0.00	200,000.00	150,000.00	0.00	0.00	150,000.00	150,000.00
<a href="#">033-5-4503-59118</a>	Parks-Kiddie Pool				0.00	0.00	0.00	0.00	0.00	0.00	0.00	0.00
<a href="#">033-5-4503-59120</a>	Parks Project Overrun Contingen...				0.00	0.00	0.00	0.00	0.00	0.00	0.00	0.00
<b>Category: 50 - Maintenance Total:</b>					<b>58,717.33</b>	<b>1,482.00</b>	<b>200,000.00</b>	<b>150,000.00</b>	<b>0.00</b>	<b>0.00</b>	<b>295,000.00</b>	<b>295,000.00</b>
<b>Category: 70 - Capital Outlay</b>												
<a href="#">033-5-4503-71201</a>	Parks Capital Projects -Cash Mat...				0.00	0.00	0.00	307,000.00	0.00	0.00	0.00	0.00
<a href="#">033-5-4503-71220</a>	Parks-Street & Parking-DKP				0.00	0.00	481,125.00	0.00	0.00	0.00	0.00	0.00
<a href="#">033-5-4503-71221</a>	Parks-Parking Lots-Park Facilities				0.00	0.00	133,210.00	0.00	0.00	0.00	0.00	0.00
<a href="#">033-5-4503-71222</a>	Parks-Pier Enhancements				0.00	21,059.16	0.00	0.00	0.00	0.00	0.00	0.00
<a href="#">033-5-4503-71223</a>	Parks-Skate Park				0.00	286,647.55	25,510.00	30,195.13	30,195.13	30,195.13	0.00	0.00
<a href="#">033-5-4503-71224</a>	Parks-Splash Pad				0.00	0.00	200,000.00	174,141.94	174,095.57	174,111.94	0.00	0.00
<a href="#">033-5-4503-71225</a>	Parks-Brookshire Pool Renovation				0.00	152,601.18	80,059.00	29,286.26	7,006.26	29,286.26	110,000.00	110,000.00
<b>Budget Notes</b>												
<b>Budget Code</b>	<b>Subject</b>	<b>Description</b>										
City Commission	FY 18-19 Approved Supplemental Request	\$60,000 Brookshire pool decking \$50,000 Brookshire pool sand filter										
<a href="#">033-5-4503-71226</a>	Parks-Office/Community Bldg Im...				0.00	31,719.32	51,638.00	85,280.14	85,023.36	85,280.14	0.00	0.00
<a href="#">033-5-4503-71227</a>	Parks-Equipment Barn Improve...				0.00	0.00	0.00	0.00	0.00	0.00	0.00	0.00



General Fund Capital Projects

For Fiscal: 10/2017-09/2018 Period Ending: 09/30/2018

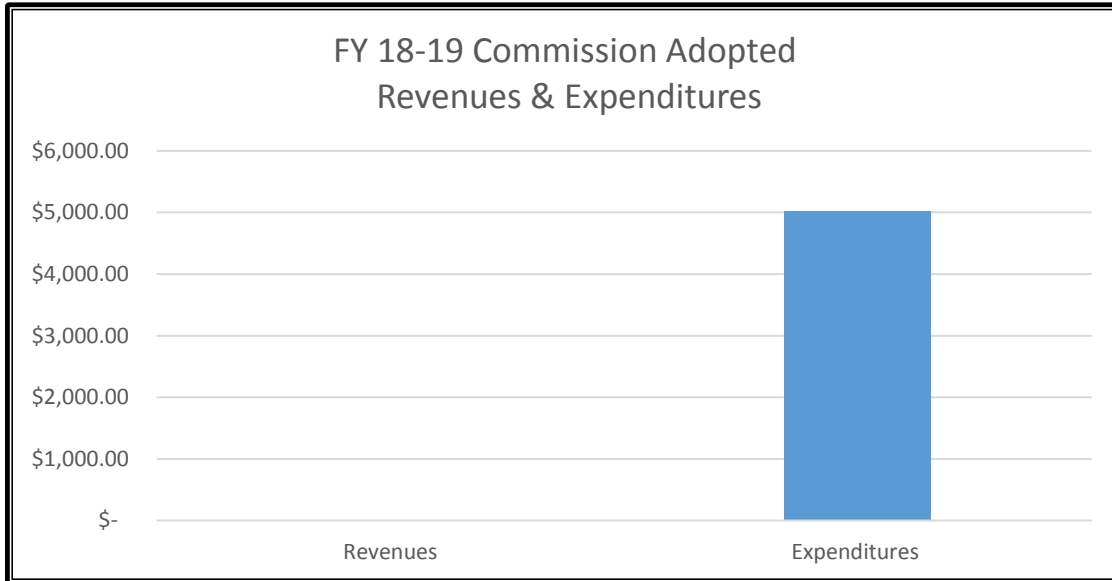
						Defined Budgets			
		2016	2017	2018	2018	2018	2018	2019	2019
		Total Activity	Total Activity	Original Budget	Total Budget (Amended)	YTD Activity	Expected Annual	City Manager Proposed	City Commission Adopted
<a href="#">033-5-4503-71228</a>	Parks-Field Improvements	0.00	29,430.00	4,192.00	0.00	0.00	0.00	0.00	0.00
<a href="#">033-5-4503-71229</a>	Parks-Parks Master Plan	0.00	0.00	0.00	0.00	0.00	0.00	0.00	0.00
<a href="#">033-5-4503-71300</a>	Building	0.00	0.00	0.00	0.00	0.00	0.00	0.00	0.00
<a href="#">033-5-4503-71307</a>	Parks-Downtown Pavilion	0.00	0.00	50,000.00	50,000.00	49,188.89	31,688.89	0.00	0.00
<a href="#">033-5-4503-71309</a>	Parks-Dog Park	0.00	0.00	0.00	90,000.00	0.00	0.00	90,000.00	90,000.00
<a href="#">033-5-4503-71319</a>	Parks-Kiddie Pool	0.00	0.00	0.00	183,907.00	183,820.00	183,640.00	0.00	0.00
<a href="#">033-5-4503-72600</a>	Computers & Equipment	0.00	64,015.60	30,671.00	10,078.50	10,078.50	10,078.50	0.00	0.00
<b>Category: 70 - Capital Outlay Total:</b>		<b>0.00</b>	<b>585,472.81</b>	<b>1,056,405.00</b>	<b>959,888.97</b>	<b>539,407.71</b>	<b>544,280.86</b>	<b>200,000.00</b>	<b>200,000.00</b>
<b>Division: 4503 - Parks Maintenance Total:</b>		<b>108,801.86</b>	<b>609,419.78</b>	<b>1,256,405.00</b>	<b>1,109,888.97</b>	<b>539,407.71</b>	<b>544,280.86</b>	<b>495,000.00</b>	<b>495,000.00</b>
<b>AcctType: 5 - Expense Total:</b>		<b>280,835.67</b>	<b>869,258.22</b>	<b>1,496,217.00</b>	<b>1,455,317.71</b>	<b>881,847.10</b>	<b>887,060.12</b>	<b>495,000.00</b>	<b>495,000.00</b>
<b>Department : 450 - Parks &amp; Recreation Total:</b>		<b>280,835.67</b>	<b>869,258.22</b>	<b>1,496,217.00</b>	<b>1,455,317.71</b>	<b>881,847.10</b>	<b>887,060.12</b>	<b>495,000.00</b>	<b>495,000.00</b>
<b>Department : 460 - Library</b>									
<b>AcctType: 5 - Expense</b>									
<b>Division: 4600 - Library</b>									
<b>Category: 20 - Supplies</b>									
<a href="#">033-5-4600-22600</a>	Computers & Associated Equip.	2,499.23	0.00	0.00	0.00	0.00	0.00	0.00	0.00
<b>Category: 20 - Supplies Total:</b>		<b>2,499.23</b>	<b>0.00</b>	<b>0.00</b>	<b>0.00</b>	<b>0.00</b>	<b>0.00</b>	<b>0.00</b>	<b>0.00</b>
<b>Category: 70 - Capital Outlay</b>									
<a href="#">033-5-4600-71300</a>	Building	0.00	0.00	0.00	0.00	0.00	0.00	0.00	0.00
<a href="#">033-5-4600-71315</a>	Library-The Maker's Zone	0.00	0.00	0.00	0.00	0.00	0.00	0.00	0.00
<a href="#">033-5-4600-71316</a>	Library-Staff Breakroom	1,725.00	3,277.93	0.00	0.00	0.00	0.00	0.00	0.00
<b>Category: 70 - Capital Outlay Total:</b>		<b>1,725.00</b>	<b>3,277.93</b>	<b>0.00</b>	<b>0.00</b>	<b>0.00</b>	<b>0.00</b>	<b>0.00</b>	<b>0.00</b>
<b>Division: 4600 - Library Total:</b>		<b>4,224.23</b>	<b>3,277.93</b>	<b>0.00</b>	<b>0.00</b>	<b>0.00</b>	<b>0.00</b>	<b>0.00</b>	<b>0.00</b>
<b>AcctType: 5 - Expense Total:</b>		<b>4,224.23</b>	<b>3,277.93</b>	<b>0.00</b>	<b>0.00</b>	<b>0.00</b>	<b>0.00</b>	<b>0.00</b>	<b>0.00</b>
<b>Department : 460 - Library Total:</b>		<b>4,224.23</b>	<b>3,277.93</b>	<b>0.00</b>	<b>0.00</b>	<b>0.00</b>	<b>0.00</b>	<b>0.00</b>	<b>0.00</b>
<b>Department : 510 - G. O. Debt Service</b>									
<b>AcctType: 5 - Expense</b>									
<b>Division: 5100 - G. O. Debt Service</b>									
<b>Category: 30 - Services</b>									
<a href="#">033-5-5100-31404</a>	PrfSrv-Bond Issue Costs	89,000.00	0.00	0.00	0.00	0.00	0.00	0.00	0.00

General Fund Capital Projects

For Fiscal: 10/2017-09/2018 Period Ending: 09/30/2018

						Defined Budgets			
		2016	2017	2018	2018	2018	2018	2019	2019
		Total Activity	Total Activity	Original Budget	Total Budget (Amended)	YTD Activity	Expected Annual	City Manager Proposed	City Commission Adopted
<a href="#">033-5-5100-31489</a>	Underwriter's Discount	0.00	0.00	0.00	0.00	0.00	0.00	0.00	0.00
	<b>Category: 30 - Services Total:</b>	<b>89,000.00</b>	<b>0.00</b>	<b>0.00</b>	<b>0.00</b>	<b>0.00</b>	<b>0.00</b>	<b>0.00</b>	<b>0.00</b>
	<b>Division: 5100 - G. O. Debt Service Total:</b>	<b>89,000.00</b>	<b>0.00</b>	<b>0.00</b>	<b>0.00</b>	<b>0.00</b>	<b>0.00</b>	<b>0.00</b>	<b>0.00</b>
	<b>AcctType: 5 - Expense Total:</b>	<b>89,000.00</b>	<b>0.00</b>	<b>0.00</b>	<b>0.00</b>	<b>0.00</b>	<b>0.00</b>	<b>0.00</b>	<b>0.00</b>
	<b>Department : 510 - G. O. Debt Service Total:</b>	<b>89,000.00</b>	<b>0.00</b>	<b>0.00</b>	<b>0.00</b>	<b>0.00</b>	<b>0.00</b>	<b>0.00</b>	<b>0.00</b>
<b>Department : 690 - Fund Expense/Transfer</b>									
<b>AcctType: 5 - Expense</b>									
<b>Division: 6900 - Fund Expense/Transfer</b>									
<b>Category: 80 - Transfers Out</b>									
<a href="#">033-5-6900-80051</a>	Transfer to Fund 051	0.00	116,076.72	0.00	0.00	0.00	0.00	0.00	0.00
<a href="#">033-5-6900-80085</a>	Transfer To Fund 085	0.00	0.00	0.00	13,600.00	13,420.91	13,600.00	0.00	0.00
<a href="#">033-5-6900-80094</a>	Transfer To Fund 094	0.00	0.00	0.00	0.00	0.00	0.00	197,000.00	197,000.00
<b>Budget Detail</b>									
<b>Budget Code</b>	<b>Description</b>	<b>Units</b>	<b>Price</b>	<b>Amount</b>					
City Commission	Parks Grant Cash Match	0.00	0.00	197,000.00					
	<b>Category: 80 - Transfers Out Total:</b>	<b>0.00</b>	<b>116,076.72</b>	<b>0.00</b>	<b>13,600.00</b>	<b>13,420.91</b>	<b>13,600.00</b>	<b>197,000.00</b>	<b>197,000.00</b>
	<b>Division: 6900 - Fund Expense/Transfer Total:</b>	<b>0.00</b>	<b>116,076.72</b>	<b>0.00</b>	<b>13,600.00</b>	<b>13,420.91</b>	<b>13,600.00</b>	<b>197,000.00</b>	<b>197,000.00</b>
	<b>AcctType: 5 - Expense Total:</b>	<b>0.00</b>	<b>116,076.72</b>	<b>0.00</b>	<b>13,600.00</b>	<b>13,420.91</b>	<b>13,600.00</b>	<b>197,000.00</b>	<b>197,000.00</b>
	<b>Department : 690 - Fund Expense/Transfer Total:</b>	<b>0.00</b>	<b>116,076.72</b>	<b>0.00</b>	<b>13,600.00</b>	<b>13,420.91</b>	<b>13,600.00</b>	<b>197,000.00</b>	<b>197,000.00</b>
	<b>Total Revenues</b>	<b>7,213,119.84</b>	<b>1,429,993.36</b>	<b>25,000.00</b>	<b>54,050.00</b>	<b>54,264.13</b>	<b>53,350.00</b>	<b>15,000.00</b>	<b>15,000.00</b>
	<b>Total Expenses</b>	<b>782,292.84</b>	<b>3,895,052.90</b>	<b>3,331,877.00</b>	<b>4,188,041.28</b>	<b>2,954,326.37</b>	<b>2,363,977.67</b>	<b>1,648,174.00</b>	<b>1,648,174.00</b>
	<b>Fund: 033 - CO SERIES 2016 - GENERAL Surplus (Deficit):</b>	<b>6,430,827.00</b>	<b>-2,465,059.54</b>	<b>-3,306,877.00</b>	<b>-4,133,991.28</b>	<b>-2,900,062.24</b>	<b>-2,310,627.67</b>	<b>-1,633,174.00</b>	<b>-1,633,174.00</b>

# FUND 039 – CO SERIES 2002-2002A- GEN FUND SUMMARY



	<b>FY 18-19 Adopted Budget</b>
Revenues	\$0
Expenditures	5,026
Net Revenues over (under) Expenditures	(\$5,026)
 <b><u>Fund Balance</u></b>	
Beginning Fund Balance - (Unaudited)	\$5,026
Budgeted Revenues	0
Budgeted Expenditures	5,026
Estimated Ending Fund Balance 09/30/19	\$0

General Fund Capital Projects

For Fiscal: 10/2017-09/2018 Period Ending: 09/30/2018

		2016	2017	2018	2018	2018	Defined Budgets		2019	2019
		Total Activity	Total Activity	Original Budget	Total Budget (Amended)	YTD Activity	2018 Expected Annual	2019 City Manager Proposed	2019 City Commission Adopted	
<b>Fund: 039 - CO SERIES 2002-2002A-GEN</b>										
<b>Department : 000 - Non-Departmental</b>										
<b>AcctType: 4 - Revenue</b>										
<b>Division: 0000 - Non-Departmental</b>										
<a href="#">039-4-0000-75036</a>	Transfer From Fund 036	0.00	0.00	0.00	0.00	0.00	0.00	0.00	0.00	0.00
<a href="#">039-4-0000-91500</a>	Interest Earned	25.14	51.11	0.00	0.00	81.65	45.32	0.00	0.00	0.00
<b>Division: 0000 - Non-Departmental Total:</b>		<b>25.14</b>	<b>51.11</b>	<b>0.00</b>	<b>0.00</b>	<b>81.65</b>	<b>45.32</b>	<b>0.00</b>	<b>0.00</b>	<b>0.00</b>
<b>AcctType: 4 - Revenue Total:</b>		<b>25.14</b>	<b>51.11</b>	<b>0.00</b>	<b>0.00</b>	<b>81.65</b>	<b>45.32</b>	<b>0.00</b>	<b>0.00</b>	<b>0.00</b>
<b>Department : 000 - Non-Departmental Total:</b>		<b>25.14</b>	<b>51.11</b>	<b>0.00</b>	<b>0.00</b>	<b>81.65</b>	<b>45.32</b>	<b>0.00</b>	<b>0.00</b>	<b>0.00</b>
<b>Department : 170 - Solid Waste Management</b>										
<b>AcctType: 5 - Expense</b>										
<b>Division: 1703 - Landfill</b>										
<b>Category: 50 - Maintenance</b>										
<a href="#">039-5-1703-59100</a>	Grounds & Perm Fixtures	0.00	0.00	0.00	0.00	0.00	0.00	0.00	0.00	0.00
<b>Category: 50 - Maintenance Total:</b>		<b>0.00</b>	<b>0.00</b>	<b>0.00</b>	<b>0.00</b>	<b>0.00</b>	<b>0.00</b>	<b>0.00</b>	<b>0.00</b>	<b>0.00</b>
<b>Division: 1703 - Landfill Total:</b>		<b>0.00</b>	<b>0.00</b>	<b>0.00</b>	<b>0.00</b>	<b>0.00</b>	<b>0.00</b>	<b>0.00</b>	<b>0.00</b>	<b>0.00</b>
<b>AcctType: 5 - Expense Total:</b>		<b>0.00</b>	<b>0.00</b>	<b>0.00</b>	<b>0.00</b>	<b>0.00</b>	<b>0.00</b>	<b>0.00</b>	<b>0.00</b>	<b>0.00</b>
<b>Department : 170 - Solid Waste Management Total:</b>		<b>0.00</b>	<b>0.00</b>	<b>0.00</b>	<b>0.00</b>	<b>0.00</b>	<b>0.00</b>	<b>0.00</b>	<b>0.00</b>	<b>0.00</b>
<b>Department : 180 - Finance</b>										
<b>AcctType: 5 - Expense</b>										
<b>Division: 1803 - Municipal Court</b>										
<b>Category: 70 - Capital Outlay</b>										
<a href="#">039-5-1803-71300</a>	Building	0.00	0.00	0.00	0.00	0.00	0.00	5,026.00	5,026.00	
<b>Budget Detail</b>										
<b>Budget Code</b>	<b>Description</b>	<b>Units</b>	<b>Price</b>	<b>Amount</b>						
City Commission	Municipal Building Exterior Work	0.00	0.00	5,026.00						
<b>Category: 70 - Capital Outlay Total:</b>		<b>0.00</b>	<b>0.00</b>	<b>0.00</b>	<b>0.00</b>	<b>0.00</b>	<b>0.00</b>	<b>5,026.00</b>	<b>5,026.00</b>	
<b>Division: 1803 - Municipal Court Total:</b>		<b>0.00</b>	<b>0.00</b>	<b>0.00</b>	<b>0.00</b>	<b>0.00</b>	<b>0.00</b>	<b>5,026.00</b>	<b>5,026.00</b>	
<b>AcctType: 5 - Expense Total:</b>		<b>0.00</b>	<b>0.00</b>	<b>0.00</b>	<b>0.00</b>	<b>0.00</b>	<b>0.00</b>	<b>5,026.00</b>	<b>5,026.00</b>	
<b>Department : 180 - Finance Total:</b>		<b>0.00</b>	<b>0.00</b>	<b>0.00</b>	<b>0.00</b>	<b>0.00</b>	<b>0.00</b>	<b>5,026.00</b>	<b>5,026.00</b>	

General Fund Capital Projects

For Fiscal: 10/2017-09/2018 Period Ending: 09/30/2018

		2016	2017	2018	2018	2018	Defined Budgets		
		Total Activity	Total Activity	Original Budget	Total Budget (Amended)	YTD Activity	2018 Expected Annual	2019 City Manager Proposed	2019 City Commission Adopted
Department : 210 - Police									
AcctType: 5 - Expense									
Division: 2104 - Crim Investigation Div									
Category: 20 - Supplies									
<a href="#">039-5-2104-21700</a>	Minor Equipment/Furniture	0.00	0.00	0.00	0.00	0.00	0.00	0.00	0.00
<b>Category: 20 - Supplies Total:</b>		<b>0.00</b>	<b>0.00</b>	<b>0.00</b>	<b>0.00</b>	<b>0.00</b>	<b>0.00</b>	<b>0.00</b>	<b>0.00</b>
Category: 70 - Capital Outlay									
<a href="#">039-5-2104-71100</a>	Vehicle	0.00	0.00	0.00	0.00	0.00	0.00	0.00	0.00
<a href="#">039-5-2104-71200</a>	Machinery/Equipment	0.00	0.00	0.00	0.00	0.00	0.00	0.00	0.00
<b>Category: 70 - Capital Outlay Total:</b>		<b>0.00</b>	<b>0.00</b>	<b>0.00</b>	<b>0.00</b>	<b>0.00</b>	<b>0.00</b>	<b>0.00</b>	<b>0.00</b>
<b>Division: 2104 - Crim Investigation Div Total:</b>		<b>0.00</b>	<b>0.00</b>	<b>0.00</b>	<b>0.00</b>	<b>0.00</b>	<b>0.00</b>	<b>0.00</b>	<b>0.00</b>
<b>AcctType: 5 - Expense Total:</b>		<b>0.00</b>	<b>0.00</b>	<b>0.00</b>	<b>0.00</b>	<b>0.00</b>	<b>0.00</b>	<b>0.00</b>	<b>0.00</b>
<b>Department : 210 - Police Total:</b>		<b>0.00</b>	<b>0.00</b>	<b>0.00</b>	<b>0.00</b>	<b>0.00</b>	<b>0.00</b>	<b>0.00</b>	<b>0.00</b>
<b>Total Revenues</b>		<b>25.14</b>	<b>51.11</b>	<b>0.00</b>	<b>0.00</b>	<b>81.65</b>	<b>45.32</b>	<b>0.00</b>	<b>0.00</b>
<b>Total Expenses</b>		<b>0.00</b>	<b>0.00</b>	<b>0.00</b>	<b>0.00</b>	<b>0.00</b>	<b>0.00</b>	<b>5,026.00</b>	<b>5,026.00</b>
<b>Fund: 039 - CO SERIES 2002-2002A-GEN Surplus (Deficit):</b>		<b>25.14</b>	<b>51.11</b>	<b>0.00</b>	<b>0.00</b>	<b>81.65</b>	<b>45.32</b>	<b>-5,026.00</b>	<b>-5,026.00</b>





# FUND 065 – CO SERIES 2011

## FUND SUMMARY

This fund closed in FY 16-17. Presented for prior year activity.

General Fund Capital Projects

For Fiscal: 10/2017-09/2018 Period Ending: 09/30/2018

		2016	2017	2018	2018	2018	Defined Budgets		2019	2019
		Total Activity	Total Activity	Original Budget	Total Budget (Amended)	YTD Activity	2018 Expected Annual	City Manager Proposed	City Commission Adopted	
<b>Fund: 065 - CO SERIES 2011-GENERAL</b>										
<b>Department : 000 - Non-Departmental</b>										
<b>AcctType: 4 - Revenue</b>										
<b>Division: 0000 - Non-Departmental</b>										
<a href="#">065-4-0000-75034</a>	Transfer From Fund 034	41,215.93	136.88	0.00	0.00	0.00	0.00	0.00	0.00	0.00
<a href="#">065-4-0000-91501</a>	Interest Earned TX Class	195.30	0.00	0.00	0.00	0.00	0.00	0.00	0.00	0.00
<a href="#">065-4-0000-91520</a>	Interest Earned-Investment	0.00	0.00	0.00	0.00	0.00	0.00	0.00	0.00	0.00
<a href="#">065-4-0000-99000</a>	Miscellaneous	49,791.92	0.00	0.00	0.00	0.00	0.00	0.00	0.00	0.00
<b>Division: 0000 - Non-Departmental Total:</b>		<b>91,203.15</b>	<b>136.88</b>	<b>0.00</b>	<b>0.00</b>	<b>0.00</b>	<b>0.00</b>	<b>0.00</b>	<b>0.00</b>	<b>0.00</b>
<b>AcctType: 4 - Revenue Total:</b>		<b>91,203.15</b>	<b>136.88</b>	<b>0.00</b>	<b>0.00</b>	<b>0.00</b>	<b>0.00</b>	<b>0.00</b>	<b>0.00</b>	<b>0.00</b>
<b>Department : 000 - Non-Departmental Total:</b>		<b>91,203.15</b>	<b>136.88</b>	<b>0.00</b>	<b>0.00</b>	<b>0.00</b>	<b>0.00</b>	<b>0.00</b>	<b>0.00</b>	<b>0.00</b>
<b>Department : 305 - Street</b>										
<b>AcctType: 5 - Expense</b>										
<b>Division: 3050 - Street</b>										
<b>Category: 20 - Supplies</b>										
<a href="#">065-5-3050-21700</a>	Minor Eq/Furniture	0.00	0.00	0.00	0.00	0.00	0.00	0.00	0.00	0.00
<b>Category: 20 - Supplies Total:</b>		<b>0.00</b>	<b>0.00</b>	<b>0.00</b>	<b>0.00</b>	<b>0.00</b>	<b>0.00</b>	<b>0.00</b>	<b>0.00</b>	<b>0.00</b>
<b>Category: 50 - Maintenance</b>										
<a href="#">065-5-3050-52100</a>	Street & Bridge	92,459.35	0.00	0.00	0.00	0.00	0.00	0.00	0.00	0.00
<b>Category: 50 - Maintenance Total:</b>		<b>92,459.35</b>	<b>0.00</b>	<b>0.00</b>	<b>0.00</b>	<b>0.00</b>	<b>0.00</b>	<b>0.00</b>	<b>0.00</b>	<b>0.00</b>
<b>Division: 3050 - Street Total:</b>		<b>92,459.35</b>	<b>0.00</b>	<b>0.00</b>	<b>0.00</b>	<b>0.00</b>	<b>0.00</b>	<b>0.00</b>	<b>0.00</b>	<b>0.00</b>
<b>AcctType: 5 - Expense Total:</b>		<b>92,459.35</b>	<b>0.00</b>	<b>0.00</b>	<b>0.00</b>	<b>0.00</b>	<b>0.00</b>	<b>0.00</b>	<b>0.00</b>	<b>0.00</b>
<b>Department : 305 - Street Total:</b>		<b>92,459.35</b>	<b>0.00</b>	<b>0.00</b>	<b>0.00</b>	<b>0.00</b>	<b>0.00</b>	<b>0.00</b>	<b>0.00</b>	<b>0.00</b>
<b>Department : 690 - Fund Expense/Transfer</b>										
<b>AcctType: 5 - Expense</b>										
<b>Division: 6900 - Fund Expense/Transfer</b>										
<b>Category: 80 - Transfers Out</b>										
<a href="#">065-5-6900-80001</a>	Transfer To Fund 001	0.00	0.00	0.00	0.00	0.00	0.00	0.00	0.00	0.00



General Fund Capital Projects

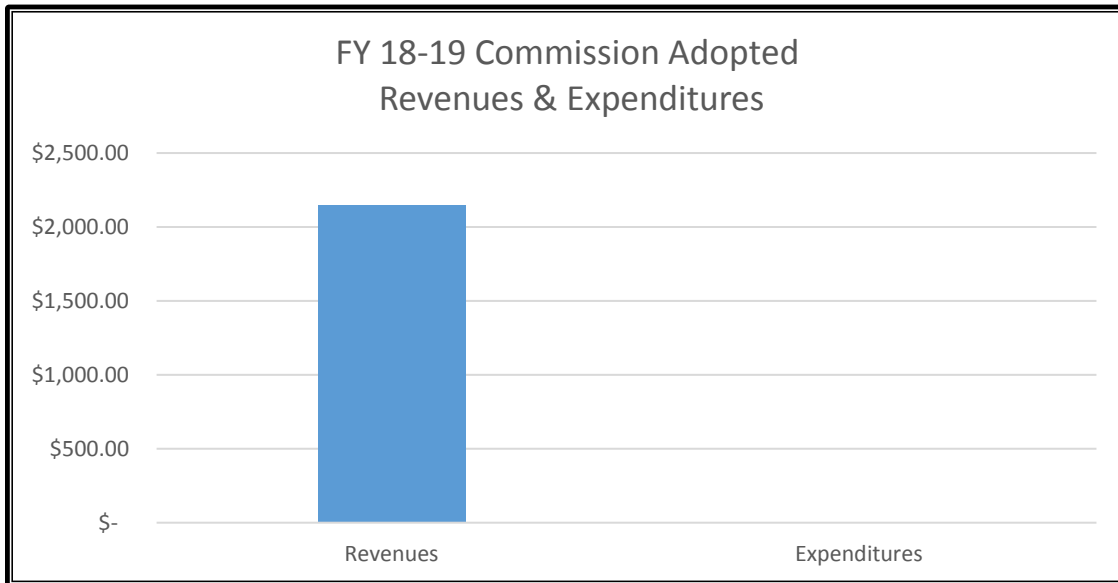
For Fiscal: 10/2017-09/2018 Period Ending: 09/30/2018

		Defined Budgets							
		2016	2017	2018	2018	2018	2018	2019	2019
		Total Activity	Total Activity	Original Budget	Total Budget (Amended)	YTD Activity	Expected Annual	City Manager Proposed	City Commission Adopted
<a href="#">065-5-6900-80091</a>	Transfer To Fund 091	49,792.00	0.00	0.00	0.00	0.00	0.00	0.00	0.00
	<b>Category: 80 - Transfers Out Total:</b>	<b>49,792.00</b>	<b>0.00</b>	<b>0.00</b>	<b>0.00</b>	<b>0.00</b>	<b>0.00</b>	<b>0.00</b>	<b>0.00</b>
	<b>Division: 6900 - Fund Expense/Transfer Total:</b>	<b>49,792.00</b>	<b>0.00</b>	<b>0.00</b>	<b>0.00</b>	<b>0.00</b>	<b>0.00</b>	<b>0.00</b>	<b>0.00</b>
	<b>AcctType: 5 - Expense Total:</b>	<b>49,792.00</b>	<b>0.00</b>	<b>0.00</b>	<b>0.00</b>	<b>0.00</b>	<b>0.00</b>	<b>0.00</b>	<b>0.00</b>
	<b>Department : 690 - Fund Expense/Transfer Total:</b>	<b>49,792.00</b>	<b>0.00</b>	<b>0.00</b>	<b>0.00</b>	<b>0.00</b>	<b>0.00</b>	<b>0.00</b>	<b>0.00</b>
	<b>Total Revenues</b>	<b>91,203.15</b>	<b>136.88</b>	<b>0.00</b>	<b>0.00</b>	<b>0.00</b>	<b>0.00</b>	<b>0.00</b>	<b>0.00</b>
	<b>Total Expenses</b>	<b>142,251.35</b>	<b>0.00</b>	<b>0.00</b>	<b>0.00</b>	<b>0.00</b>	<b>0.00</b>	<b>0.00</b>	<b>0.00</b>
	<b>Fund: 065 - CO SERIES 2011-GENERAL Surplus (Deficit):</b>	<b>-51,048.20</b>	<b>136.88</b>	<b>0.00</b>	<b>0.00</b>	<b>0.00</b>	<b>0.00</b>	<b>0.00</b>	<b>0.00</b>



# FUND 067 – CO SERIES 2013-GF

## STREET PROJECTS FUND SUMMARY



	<b>FY 18-19 Adopted Budget</b>
Revenues	\$ 2,150
Expenditures	0
Net Revenues over (under) Expenditures	<u>\$ 2,150</u>
 <b><u>Fund Balance</u></b>	
Beginning Fund Balance - (Unaudited)	\$ 7,693
Budgeted Revenues	2,150
Budgeted Expenditures	0
Estimated Ending Fund Balance 09/30/19	<u>\$ 9,843</u>

General Fund Capital Projects

For Fiscal: 10/2017-09/2018 Period Ending: 09/30/2018

		2016	2017	2018	2018	2018	2018	2019	2019
		Total Activity	Total Activity	Original Budget	Total Budget (Amended)	YTD Activity	Defined Budgets 2018 Expected Annual	City Manager Proposed	City Commission Adopted
<b>Fund: 067 - CO 2013 - GF STREET PROJS</b>									
<b>Department : 000 - Non-Departmental</b>									
<b>AcctType: 4 - Revenue</b>									
<b>Division: 0000 - Non-Departmental</b>									
<a href="#">067-4-0000-91501</a>	Interest Earned TX Class	46.96	96.45	0.00	0.00	154.18	161.00	150.00	150.00
<a href="#">067-4-0000-91520</a>	Interest Earned-Investment	0.00	0.00	0.00	0.00	0.00	0.00	2,000.00	2,000.00
	<b>Division: 0000 - Non-Departmental Total:</b>	<b>46.96</b>	<b>96.45</b>	<b>0.00</b>	<b>0.00</b>	<b>154.18</b>	<b>161.00</b>	<b>2,150.00</b>	<b>2,150.00</b>
	<b>AcctType: 4 - Revenue Total:</b>	<b>46.96</b>	<b>96.45</b>	<b>0.00</b>	<b>0.00</b>	<b>154.18</b>	<b>161.00</b>	<b>2,150.00</b>	<b>2,150.00</b>
	<b>Department : 000 - Non-Departmental Total:</b>	<b>46.96</b>	<b>96.45</b>	<b>0.00</b>	<b>0.00</b>	<b>154.18</b>	<b>161.00</b>	<b>2,150.00</b>	<b>2,150.00</b>
<b>Department : 305 - Street</b>									
<b>AcctType: 5 - Expense</b>									
<b>Division: 3050 - Street</b>									
<b>Category: 50 - Maintenance</b>									
<a href="#">067-5-3050-52100</a>	Street & Bridge	295,532.45	0.00	0.00	0.00	0.00	0.00	0.00	0.00
	<b>Category: 50 - Maintenance Total:</b>	<b>295,532.45</b>	<b>0.00</b>	<b>0.00</b>	<b>0.00</b>	<b>0.00</b>	<b>0.00</b>	<b>0.00</b>	<b>0.00</b>
<b>Category: 70 - Capital Outlay</b>									
<a href="#">067-5-3050-71200</a>	Machinery/Equipment	0.00	0.00	0.00	27,000.00	26,377.00	27,000.00	0.00	0.00
	<b>Category: 70 - Capital Outlay Total:</b>	<b>0.00</b>	<b>0.00</b>	<b>0.00</b>	<b>27,000.00</b>	<b>26,377.00</b>	<b>27,000.00</b>	<b>0.00</b>	<b>0.00</b>
	<b>Division: 3050 - Street Total:</b>	<b>295,532.45</b>	<b>0.00</b>	<b>0.00</b>	<b>27,000.00</b>	<b>26,377.00</b>	<b>27,000.00</b>	<b>0.00</b>	<b>0.00</b>
	<b>AcctType: 5 - Expense Total:</b>	<b>295,532.45</b>	<b>0.00</b>	<b>0.00</b>	<b>27,000.00</b>	<b>26,377.00</b>	<b>27,000.00</b>	<b>0.00</b>	<b>0.00</b>
	<b>Department : 305 - Street Total:</b>	<b>295,532.45</b>	<b>0.00</b>	<b>0.00</b>	<b>27,000.00</b>	<b>26,377.00</b>	<b>27,000.00</b>	<b>0.00</b>	<b>0.00</b>
<b>Department : 690 - Fund Expense/Transfer</b>									
<b>AcctType: 5 - Expense</b>									
<b>Division: 6900 - Fund Expense/Transfer</b>									
<b>Category: 80 - Transfers Out</b>									
<a href="#">067-5-6900-80092</a>	Transfer To Fund 092	0.00	37,229.38	0.00	0.00	0.00	0.00	0.00	0.00
	<b>Category: 80 - Transfers Out Total:</b>	<b>0.00</b>	<b>37,229.38</b>	<b>0.00</b>	<b>0.00</b>	<b>0.00</b>	<b>0.00</b>	<b>0.00</b>	<b>0.00</b>
	<b>Division: 6900 - Fund Expense/Transfer Total:</b>	<b>0.00</b>	<b>37,229.38</b>	<b>0.00</b>	<b>0.00</b>	<b>0.00</b>	<b>0.00</b>	<b>0.00</b>	<b>0.00</b>
	<b>AcctType: 5 - Expense Total:</b>	<b>0.00</b>	<b>37,229.38</b>	<b>0.00</b>	<b>0.00</b>	<b>0.00</b>	<b>0.00</b>	<b>0.00</b>	<b>0.00</b>
	<b>Department : 690 - Fund Expense/Transfer Total:</b>	<b>0.00</b>	<b>37,229.38</b>	<b>0.00</b>	<b>0.00</b>	<b>0.00</b>	<b>0.00</b>	<b>0.00</b>	<b>0.00</b>
	<b>Total Revenues</b>	<b>46.96</b>	<b>96.45</b>	<b>0.00</b>	<b>0.00</b>	<b>154.18</b>	<b>161.00</b>	<b>2,150.00</b>	<b>2,150.00</b>
	<b>Total Expenses</b>	<b>295,532.45</b>	<b>37,229.38</b>	<b>0.00</b>	<b>27,000.00</b>	<b>26,377.00</b>	<b>27,000.00</b>	<b>0.00</b>	<b>0.00</b>
	<b>Fund: 067 - CO 2013 - GF STREET PROJS Surplus (Deficit):</b>	<b>-295,485.49</b>	<b>-37,132.93</b>	<b>0.00</b>	<b>-27,000.00</b>	<b>-26,222.82</b>	<b>-26,839.00</b>	<b>2,150.00</b>	<b>2,150.00</b>
	<b>Report Surplus (Deficit):</b>	<b>6,084,318.45</b>	<b>-2,502,004.48</b>	<b>-3,306,877.00</b>	<b>-4,160,991.28</b>	<b>-2,926,203.41</b>	<b>-2,337,421.35</b>	<b>-1,636,050.00</b>	<b>-1,636,050.00</b>



# GENERAL DEBT SERVICE

---

## Fund 011 – G.O. Debt Service

This fund is used to account for the payment of General Fund and Solid Waste Fund debt service. Revenues are generated from the I & S portion of the Ad Valorem Taxes and transfers in from Fund 087- Solid Waste Capital Projects. This fund is appropriated.



City of Kingsville, TX

# Consolidated GO Debt Service - Revenues Group Summary

For Fiscal: 10/2017-09/2018 Period Ending: 09/30/2018

Sourc...	2016	2017	2018	2018	2018	Defined Budgets		2019	2019
	Total Activity	Total Activity	Original Budget	Total Budget (Amended)	YTD Activity	2018 Expected Annual	City Manager Proposed	City Commission Adopted	
11110 - Current Taxes	1,354,393.36	1,377,066.29	1,215,675.00	1,215,675.00	1,193,306.90	1,201,250.00	1,370,353.00	1,370,353.00	
12110 - Delinquent Tax	33,335.94	39,977.74	40,000.00	40,000.00	41,145.25	40,733.00	40,000.00	40,000.00	
13010 - Penalty and Interest	25,430.19	31,968.65	35,000.00	35,000.00	30,909.87	31,295.00	32,000.00	32,000.00	
75050 - Transfer from Adt Garb Fees087	352,650.00	122,750.00	0.00	0.00	0.00	0.00	47,135.00	47,135.00	
91510 - Interest Income	18,517.55	9,677.62	5,000.00	5,000.00	13,658.42	14,420.00	10,000.00	10,000.00	
<b>Report Total:</b>	<b>1,784,327.04</b>	<b>1,581,440.30</b>	<b>1,295,675.00</b>	<b>1,295,675.00</b>	<b>1,279,020.44</b>	<b>1,287,698.00</b>	<b>1,499,488.00</b>	<b>1,499,488.00</b>	



City of Kingsville, TX

# Consolidated GO Debt Service - Expenditures Group Summary

For Fiscal: 10/2017-09/2018 Period Ending: 09/30/2018

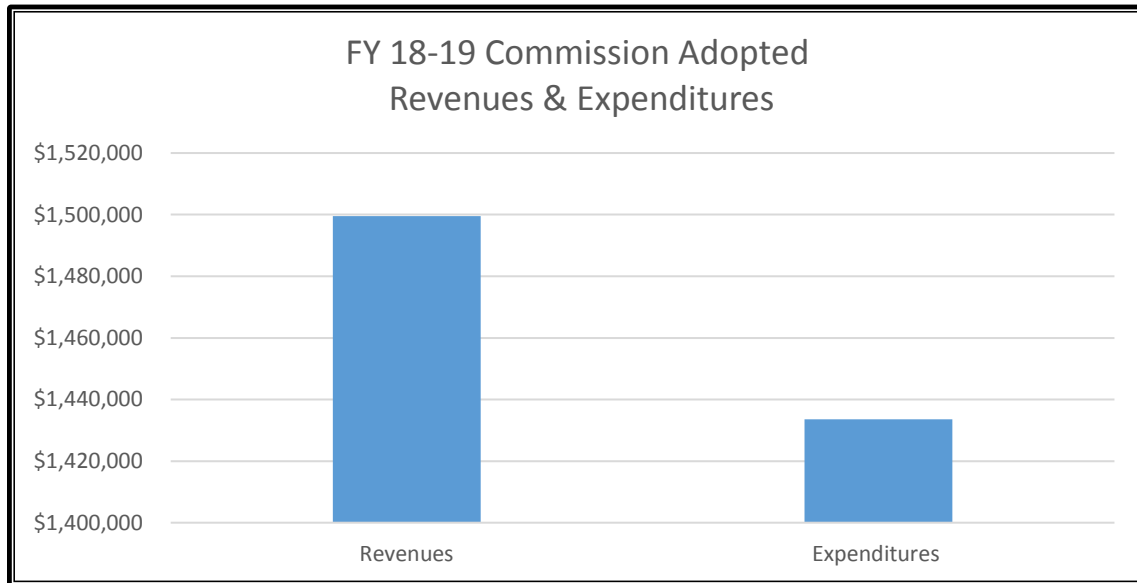
Objec...	2016 Total Activity	2017 Total Activity	2018 Original Budget	2018 Total Budget (Amended)	2018 YTD Activity	Defined Budgets		
						2018 Expected Annual	2019 City Manager Proposed	2019 City Commission Adopted
61100 - Principle	1,463,484.68	980,797.68	1,175,000.00	1,175,000.00	1,175,000.00	1,175,000.00	1,097,716.00	1,097,716.00
62100 - Interest	278,696.10	458,761.92	336,565.00	336,565.00	402,385.00	402,385.00	332,399.00	332,399.00
63100 - Paying Agent Fees	2,800.00	3,550.00	3,400.00	3,400.00	2,900.00	3,400.00	3,400.00	3,400.00
<b>Report Total:</b>	<b>1,744,980.78</b>	<b>1,443,109.60</b>	<b>1,514,965.00</b>	<b>1,514,965.00</b>	<b>1,580,285.00</b>	<b>1,580,785.00</b>	<b>1,433,515.00</b>	<b>1,433,515.00</b>





# FUND 011 – GO DEBT SERVICE

## FUND SUMMARY



	<b>FY 18-19 Adopted Budget</b>
Revenues	\$ 1,499,488
Expenditures	1,433,515
Net Revenues over (under) Expenditures	\$65,973

**Fund Balance**

Beginning Fund Balance - (Unaudited)		\$464,238
Budgeted Revenues	\$ 1,452,353	
Budgeted Transfers In	47,135	
Total Revenues		1,499,488
Budgeted Expenditures		1,433,515
Estimated Ending Fund Balance 09/30/19		\$530,211



City of Kingsville, TX

# GO Debt Service Fund Account Summary

For Fiscal: 10/2017-09/2018 Period Ending: 09/30/2018

		2016	2017	2018	2018	2018	Defined Budgets		2019	2019
		Total Activity	Total Activity	Original Budget	Total Budget (Amended)	YTD Activity	2018 Expected Annual	City Manager Proposed	City Commission Adopted	
<b>Fund: 011 - G.O. DEBT SERVICE FUND</b>										
<b>Department : 000 - Non-Departmental</b>										
<b>AcctType: 4 - Revenue</b>										
<b>Division: 0000 - Non-Departmental</b>										
<a href="#">011-4-0000-11110</a>	Current Taxes	1,354,393.36	1,377,066.29	1,215,675.00	1,215,675.00	1,193,306.90	1,201,250.00	1,370,353.00	1,370,353.00	
<b>Budget Notes</b>										
<b>Budget Code</b>	<b>Subject</b>	<b>Description</b>								
City Commission	Based on Taxable Values	Taxable Value - \$846,850,235/100 = \$8,468,502.35 x Debt Tax Rate .16512 = \$1,398,319.11 x 98% Collection Rate = \$1,370,352.73								
<b>Budget Detail</b>										
<b>Budget Code</b>	<b>Description</b>	<b>Units</b>	<b>Price</b>	<b>Amount</b>						
City Commission	Based on net taxable value - \$846,850,235	0.00	0.00	-1,370,353.00						
<a href="#">011-4-0000-12110</a>	Delinquent Tax	33,335.94	39,977.74	40,000.00	40,000.00	41,145.25	40,733.00	40,000.00	40,000.00	
<a href="#">011-4-0000-13010</a>	Penalty and Interest	25,430.19	31,968.65	35,000.00	35,000.00	30,909.87	31,295.00	32,000.00	32,000.00	
<a href="#">011-4-0000-75050</a>	Transfer From Fund 087	352,650.00	122,750.00	0.00	0.00	0.00	0.00	47,135.00	47,135.00	
<b>Budget Detail</b>										
<b>Budget Code</b>	<b>Description</b>	<b>Units</b>	<b>Price</b>	<b>Amount</b>						
City Commission	CO Series 2009 - UF (84.169%)	0.00	0.00	-47,135.00						
<a href="#">011-4-0000-91510</a>	Interest Income	18,517.55	9,677.62	5,000.00	5,000.00	13,658.42	14,420.00	10,000.00	10,000.00	
<a href="#">011-4-0000-99000</a>	Miscellaneous	0.00	0.00	0.00	0.00	0.00	0.00	0.00	0.00	
<a href="#">011-4-0000-99550</a>	Bond Proceeds-Refunding Bonds	0.00	0.00	0.00	0.00	0.00	0.00	0.00	0.00	
<a href="#">011-4-0000-99600</a>	Bond Issuance Premium	0.00	0.00	0.00	0.00	0.00	0.00	0.00	0.00	
<b>Division: 0000 - Non-Departmental Total:</b>		<b>1,784,327.04</b>	<b>1,581,440.30</b>	<b>1,295,675.00</b>	<b>1,295,675.00</b>	<b>1,279,020.44</b>	<b>1,287,698.00</b>	<b>1,499,488.00</b>	<b>1,499,488.00</b>	
<b>AcctType: 4 - Revenue Total:</b>		<b>1,784,327.04</b>	<b>1,581,440.30</b>	<b>1,295,675.00</b>	<b>1,295,675.00</b>	<b>1,279,020.44</b>	<b>1,287,698.00</b>	<b>1,499,488.00</b>	<b>1,499,488.00</b>	
<b>Department : 000 - Non-Departmental Total:</b>		<b>1,784,327.04</b>	<b>1,581,440.30</b>	<b>1,295,675.00</b>	<b>1,295,675.00</b>	<b>1,279,020.44</b>	<b>1,287,698.00</b>	<b>1,499,488.00</b>	<b>1,499,488.00</b>	

GO Debt Service Fund

For Fiscal: 10/2017-09/2018 Period Ending: 09/30/2018

					Defined Budgets					
					2018	2018	2019	2019		
					YTD Activity	Expected Annual	City Manager Proposed	City Commission Adopted		
					2016	2017	2018	2018		
					Total Activity	Total Activity	Original Budget	Total Budget (Amended)		
Department : 510 - G. O. Debt Service AcctType: 5 - Expense Division: 5100 - G. O. Debt Service Category: 30 - Services										
<a href="#">011-5-5100-31456</a>	Prof Serv-Bond Cost, Other Fees				0.00	0.00	0.00	0.00	0.00	0.00
<b>Category: 30 - Services Total:</b>					<b>0.00</b>	<b>0.00</b>	<b>0.00</b>	<b>0.00</b>	<b>0.00</b>	<b>0.00</b>
<b>Category: 60 - Leases</b>										
<a href="#">011-5-5100-61100</a>	Principle				1,463,484.68	980,797.68	1,175,000.00	1,175,000.00	1,175,000.00	1,097,716.00
<b>Budget Detail</b>										
<b>Budget Code</b>	<b>Description</b>	<b>Units</b>	<b>Price</b>	<b>Amount</b>						
City Commission	CO Series 2009 (GF 15.831%)	0.00	0.00	7,916.00						
City Commission	CO Series 2009 (UF 84.169%) trsfr from 087	0.00	0.00	42,085.00						
City Commission	CO Series 2011 (GF 53.8504%)	0.00	0.00	282,715.00						
City Commission	CO Series 2013	0.00	0.00	50,000.00						
City Commission	CO Series 2016	0.00	0.00	615,000.00						
City Commission	GORB (refund CO 2002A)	0.00	0.00	100,000.00						
<a href="#">011-5-5100-62100</a>	Interest				278,696.10	458,761.92	336,565.00	336,565.00	402,385.00	332,399.00
<b>Budget Detail</b>										
<b>Budget Code</b>	<b>Description</b>	<b>Units</b>	<b>Price</b>	<b>Amount</b>						
City Commission	CO Series 2009 (GF 15.831%)	0.00	0.00	950.00						
City Commission	CO Series 2009 (UF 84.169%) trsfr from 087	0.00	0.00	5,051.00						
City Commission	CO Series 2011 (53.8504%)	0.00	0.00	144,548.00						
City Commission	CO Series 2013	0.00	0.00	24,800.00						
City Commission	CO Series 2016	0.00	0.00	147,950.00						
City Commission	GORB (refund CO 2002A)	0.00	0.00	9,100.00						
<a href="#">011-5-5100-63100</a>	Paying Agent Fees				2,800.00	3,550.00	3,400.00	3,400.00	2,900.00	3,400.00
<b>Budget Detail</b>										
<b>Budget Code</b>	<b>Description</b>	<b>Units</b>	<b>Price</b>	<b>Amount</b>						
City Commission	CO 2016	0.00	0.00	750.00						
City Commission	CO Series 2009 (GF 15.831%)	0.00	0.00	150.00						
City Commission	CO Series 2011 (GF 53.8504%)	0.00	0.00	250.00						
City Commission	CO Series 2013	0.00	0.00	500.00						
City Commission	Continuing Disclosure Fees	0.00	0.00	1,250.00						
City Commission	GORB (refund CO 2002A)	0.00	0.00	500.00						
<a href="#">011-5-5100-63500</a>	Payment to Escrow Agent				0.00	0.00	0.00	0.00	0.00	0.00
<a href="#">011-5-5100-64000</a>	Bond Issuance Costs				0.00	0.00	0.00	0.00	0.00	0.00
<b>Category: 60 - Leases Total:</b>					<b>1,744,980.78</b>	<b>1,443,109.60</b>	<b>1,514,965.00</b>	<b>1,514,965.00</b>	<b>1,580,285.00</b>	<b>1,433,515.00</b>

GO Debt Service Fund

For Fiscal: 10/2017-09/2018 Period Ending: 09/30/2018

	2016 Total Activity	2017 Total Activity	2018 Original Budget	2018 Total Budget (Amended)	2018 YTD Activity	Defined Budgets		2019 City Manager Proposed	2019 City Commission Adopted
						2018 Expected Annual			
<b>Category: 95 - Prior Yr Adjustments</b>									
<a href="#">011-5-5100-99999</a> Prior Year Adjustment	0.00	0.00	0.00	0.00	0.00	0.00		0.00	0.00
<b>Category: 95 - Prior Yr Adjustments Total:</b>	<b>0.00</b>	<b>0.00</b>	<b>0.00</b>	<b>0.00</b>	<b>0.00</b>	<b>0.00</b>		<b>0.00</b>	<b>0.00</b>
<b>Division: 5100 - G. O. Debt Service Total:</b>	<b>1,744,980.78</b>	<b>1,443,109.60</b>	<b>1,514,965.00</b>	<b>1,514,965.00</b>	<b>1,580,285.00</b>	<b>1,580,785.00</b>		<b>1,433,515.00</b>	<b>1,433,515.00</b>
<b>AcctType: 5 - Expense Total:</b>	<b>1,744,980.78</b>	<b>1,443,109.60</b>	<b>1,514,965.00</b>	<b>1,514,965.00</b>	<b>1,580,285.00</b>	<b>1,580,785.00</b>		<b>1,433,515.00</b>	<b>1,433,515.00</b>
<b>Department : 510 - G. O. Debt Service Total:</b>	<b>1,744,980.78</b>	<b>1,443,109.60</b>	<b>1,514,965.00</b>	<b>1,514,965.00</b>	<b>1,580,285.00</b>	<b>1,580,785.00</b>		<b>1,433,515.00</b>	<b>1,433,515.00</b>
<b>Total Revenues</b>	<b>1,784,327.04</b>	<b>1,581,440.30</b>	<b>1,295,675.00</b>	<b>1,295,675.00</b>	<b>1,279,020.44</b>	<b>1,287,698.00</b>		<b>1,499,488.00</b>	<b>1,499,488.00</b>
<b>Total Expenses</b>	<b>1,744,980.78</b>	<b>1,443,109.60</b>	<b>1,514,965.00</b>	<b>1,514,965.00</b>	<b>1,580,285.00</b>	<b>1,580,785.00</b>		<b>1,433,515.00</b>	<b>1,433,515.00</b>
<b>Fund: 011 - G.O. DEBT SERVICE FUND Surplus (Deficit):</b>	<b>39,346.26</b>	<b>138,330.70</b>	<b>-219,290.00</b>	<b>-219,290.00</b>	<b>-301,264.56</b>	<b>-293,087.00</b>		<b>65,973.00</b>	<b>65,973.00</b>
<b>Report Surplus (Deficit):</b>	<b>39,346.26</b>	<b>138,330.70</b>	<b>-219,290.00</b>	<b>-219,290.00</b>	<b>-301,264.56</b>	<b>-293,087.00</b>		<b>65,973.00</b>	<b>65,973.00</b>



# TOURISM FUND

## Fund 002 – Tourism Fund

This fund is used to account for revenues and expenditures for tourism activities. Revenues are received from Hotel Motel Occupancy Taxes and Expenditures are spent based on State guidelines. This fund is appropriated.

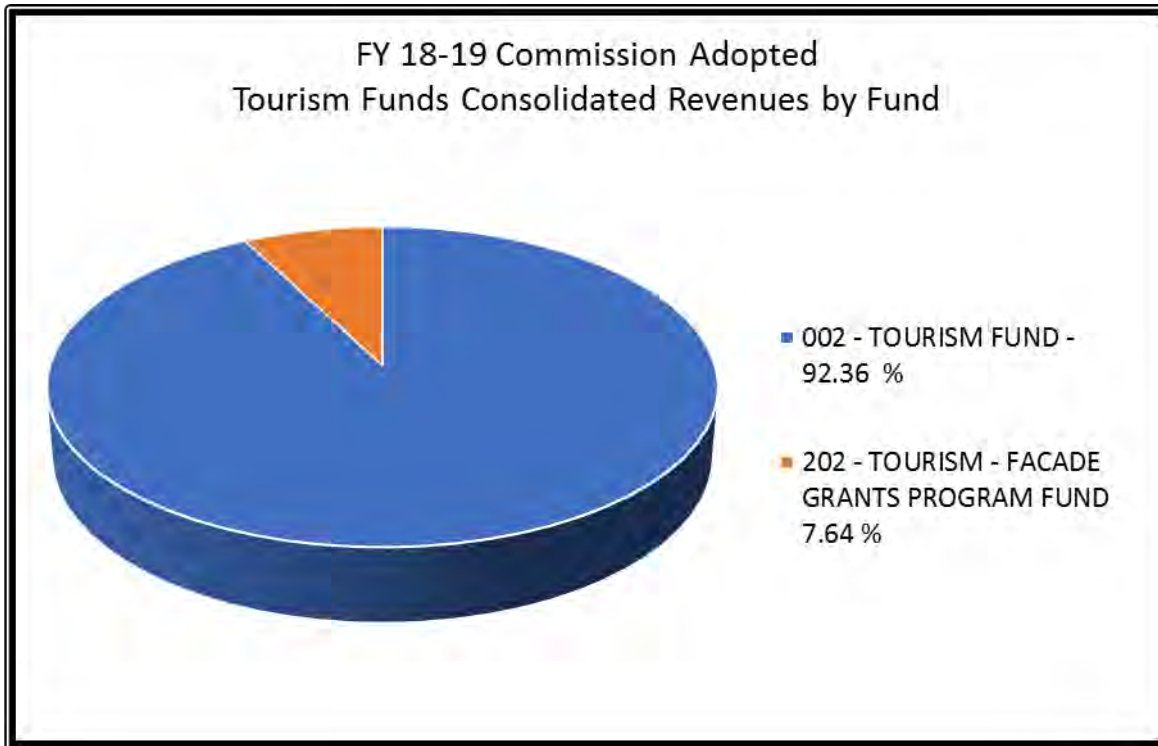
### 202 – Tourism Façade Grants Program Fund

This fund accounts for the annual Façade Grants Program. The City of Kingsville appropriates \$50,000 each year to be distributed to local business owners for façade projects, mural projects and window decal projects according to the Façade Grants Program Guidelines. This fund is appropriated.



# CONSOLIDATED REVENUES

## TOURISM FUNDS



	2017 Total Activity	2018 Original Budget	2018 Amended Budget	2018 Expected Annual	2019 Commission Adopted
002 - TOURISM FUND	\$ 609,125.25	\$ 550,755.00	\$ 554,780.00	\$ 589,257.13	\$ 604,221.00
202 - TOURISM - FACADE GRANTS PROGRAM FUND	-	-	-	-	50,000.00
<b>TOTAL CONSOLIDATED REVENUES</b>	<b>\$ 609,125.25</b>	<b>\$ 550,755.00</b>	<b>\$ 554,780.00</b>	<b>\$ 589,257.13</b>	<b>\$ 654,221.00</b>



City of Kingsville, TX

# Consolidated Tourism Funds-Revenues Group Summary

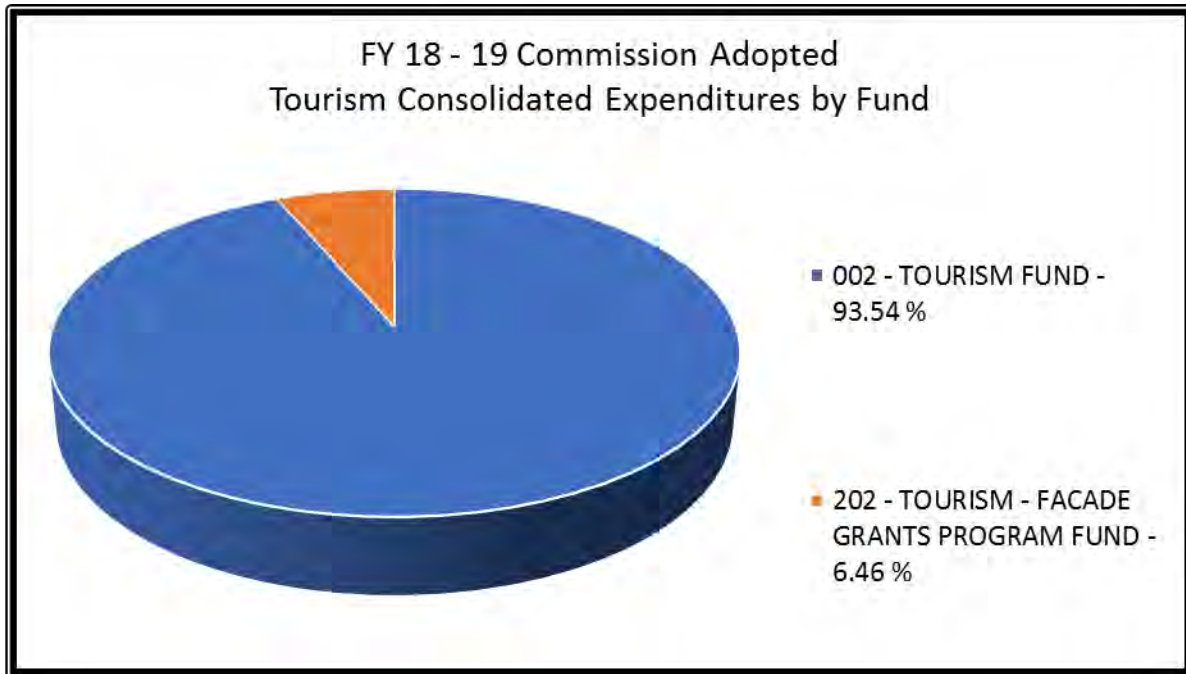
For Fiscal: 10/2017-09/2018 Period Ending: 09/30/2018

Sourc...	2016	2017	2018	2018	2018	Defined Budgets		2019	2019
	Total Activity	Total Activity	Original Budget	Total Budget (Amended)	YTD Activity	2018 Expected Annual	City Manager Proposed	City Commission Adopted	
22500 - Hotel/Motel Tax	510,470.37	548,980.07	485,000.00	485,000.00	490,251.30	512,000.00	525,000.00	525,000.00	
58011 - Merchandise Sales	781.56	466.52	1,000.00	1,000.00	170.93	250.00	210.00	210.00	
58012 - Merchandise Sales-Train Depot	153.35	194.92	200.00	200.00	70.00	120.00	120.00	120.00	
58013 - Vendor Fees	0.00	2,680.00	2,680.00	2,680.00	3,175.00	3,175.00	4,000.00	4,000.00	
58052 - J.K. Northway Rental Fees	0.00	45,323.40	31,250.00	31,250.00	34,250.00	36,250.00	40,000.00	40,000.00	
58055 - RV Parking Rental Fees	0.00	2,350.00	1,500.00	1,500.00	5,155.00	6,000.00	6,000.00	6,000.00	
58057 - JK Concessions	0.00	4,133.71	3,125.00	3,125.00	1,507.22	1,507.22	3,000.00	3,000.00	
58072 - Outdoor Arena Rental Fees	0.00	0.00	500.00	500.00	0.00	0.00	500.00	500.00	
72030 - Donations	0.00	4,200.00	0.00	25.00	25.00	25.00	0.00	0.00	
72036 - Grant-Union Pacific	0.00	0.00	0.00	4,000.00	4,000.00	4,000.00	0.00	0.00	
75001 - Transfer In From Fund 001	0.00	0.00	25,000.00	25,000.00	25,000.00	25,000.00	25,000.00	25,000.00	
75002 - Transfer In from Fund 002	0.00	0.00	0.00	0.00	0.00	0.00	50,000.00	50,000.00	
81720 - Penalty on Hotel/Motel Tax	202.23	490.34	200.00	200.00	734.91	734.91	200.00	200.00	
83900 - Penalty-Returned Checks	0.00	25.00	0.00	0.00	0.00	0.00	0.00	0.00	
91500 - Interest Earned	335.57	281.36	300.00	300.00	177.35	195.00	191.00	191.00	
99000 - Miscellaneous	239.20	-0.07	0.00	0.00	0.00	0.00	0.00	0.00	
<b>Report Total:</b>	<b>512,182.28</b>	<b>609,125.25</b>	<b>550,755.00</b>	<b>554,780.00</b>	<b>564,516.71</b>	<b>589,257.13</b>	<b>654,221.00</b>	<b>654,221.00</b>	



# CONSOLIDATED EXPENDITURES

## TOURISM FUNDS



	2017 Total Activity	2018 Original Budget	2018 Amended Budget	2018 Expected Annual	2019 Commission Adopted
002 - TOURISM FUND	\$ 783,264.89	\$ 784,190.00	\$ 789,715.00	\$ 769,728.70	\$ 724,411.00
202 - TOURISM - FACADE GRANTS PROGRAM FUND	-	-	-	-	50,000.00
<b>TOTAL CONSOLIDATED EXPENDITURES</b>	<b>\$ 783,264.89</b>	<b>\$ 784,190.00</b>	<b>\$ 789,715.00</b>	<b>\$ 769,728.70</b>	<b>\$ 774,411.00</b>



City of Kingsville, TX

# Consolidated Tourism Funds - Expenditures

## Group Summary

For Fiscal: 10/2017-09/2018 Period Ending: 09/30/2018

Objec...	2016 Total Activity	2017 Total Activity	2018 Original Budget	2018 Total Budget (Amended)	2018 YTD Activity	Defined Budgets		2019 City Manager Proposed	2019 City Commission Adopted
						2018 Expected Annual			
11100 - Salaries & Wages	169,136.21	136,281.42	171,883.00	175,573.00	159,033.80	165,725.00	178,294.00	178,294.00	
11200 - Overtime	1,600.48	4,315.33	4,590.00	4,590.00	4,084.01	4,590.00	4,590.00	4,590.00	
11400 - Retirement - TMRS	14,598.16	11,765.42	16,819.00	16,819.00	12,315.47	12,694.23	12,121.00	12,121.00	
11500 - FICA	13,321.63	10,419.09	13,501.00	13,831.00	12,038.35	12,563.00	13,992.00	13,992.00	
11600 - Group Health Insurance	32,725.00	25,929.00	28,297.00	28,297.00	28,382.42	28,384.00	28,296.00	28,296.00	
11700 - Workers' Compensation	740.07	681.12	726.00	726.00	618.26	754.00	490.00	490.00	
11800 - Unemployment Compensation	785.24	110.43	1,350.00	1,350.00	829.17	1,014.02	1,451.00	1,451.00	
12000 - Car Allowance	7,255.30	0.00	0.00	0.00	0.00	0.00	0.00	0.00	
12300 - Life Insurance	248.37	208.80	226.00	226.00	232.74	233.00	226.00	226.00	
13000 - Personnel Contingency	0.00	0.00	0.00	0.00	0.00	0.00	0.00	0.00	
19100 - Additional Insurance Contribution	1,343.00	0.00	0.00	0.00	0.00	0.00	0.00	0.00	
19600 - KCVB 1/2 sal/ben	0.00	0.00	0.00	0.00	0.00	0.00	0.00	0.00	
21100 - Supplies	3,418.11	10,187.61	8,850.00	9,735.44	9,321.83	9,735.44	9,885.00	9,885.00	
21140 - Supplies-Historical Markers	0.00	0.00	0.00	0.00	0.00	0.00	0.00	0.00	
21155 - Supplies-Parade Float	795.04	0.00	1,000.00	0.00	0.00	0.00	0.00	0.00	
21200 - Uniforms & Personal Wear	99.96	99.00	0.00	0.00	0.00	0.00	0.00	0.00	
21400 - Chemicals	0.00	89.99	500.00	500.00	151.13	500.00	200.00	200.00	
21500 - Motor Gas & Oil	931.05	883.45	888.00	1,538.00	1,444.58	1,538.00	1,680.00	1,680.00	
21700 - Minor Eq/Furniture	6,197.56	3,658.77	1,100.00	2,576.00	2,143.61	2,576.00	1,000.00	1,000.00	
22600 - Computers & Associated Equip	1,463.46	0.00	1,460.00	1,460.00	1,413.23	1,460.00	692.00	692.00	
23100 - Advertising Supplies	0.00	0.00	0.00	0.00	0.00	0.00	0.00	0.00	
23200 - Promotional Supplies	5,781.32	5,514.73	5,000.00	361.22	0.00	4,693.56	3,000.00	3,000.00	
23300 - Visitor Supplies	2,036.08	1,090.14	1,000.00	806.44	399.16	450.00	700.00	700.00	
23500 - Merchandise-Cost of Goods Sold	720.63	1,709.53	500.00	500.00	0.00	500.00	500.00	500.00	
31100 - Communications	7,984.21	13,369.26	8,000.00	10,041.00	9,289.78	10,041.00	8,412.00	8,412.00	
31300 - Postage & Freight	378.74	1,114.96	500.00	1,000.00	468.59	1,000.00	1,380.00	1,380.00	
31400 - Professional Services	30,115.00	59,167.86	41,000.00	22,412.65	20,888.35	22,412.65	27,360.00	27,360.00	
31425 - Prof. Services-GPS	612.00	612.00	625.00	536.00	536.00	536.00	408.00	408.00	
31431 - ProfServ-NASK Air Show	0.00	0.00	0.00	1,500.00	1,500.00	1,500.00	0.00	0.00	
31441 - Special Events & Festivals	3,996.05	10,322.50	5,000.00	4,638.43	2,600.00	3,464.00	3,780.00	3,780.00	
31458 - Contractual Services	5,177.88	9,024.48	6,100.00	9,281.18	9,281.18	9,282.00	4,285.00	4,285.00	
31500 - Printing & Publishing	5,692.38	920.74	5,500.00	8,304.00	3,162.91	5,114.00	9,930.00	9,930.00	
31520 - Printing/Publishing-Promos	10,540.55	5,324.00	9,000.00	557.51	0.00	7,500.00	0.00	0.00	
31600 - Membership, Training, Travel	5,439.64	3,186.55	2,500.00	4,315.00	4,059.10	4,315.00	4,500.00	4,500.00	
31612 - Travel - Moving Reimb	0.00	0.00	0.00	1,833.53	1,833.53	1,833.53	0.00	0.00	

Consolidated Tourism Funds - Expenditures

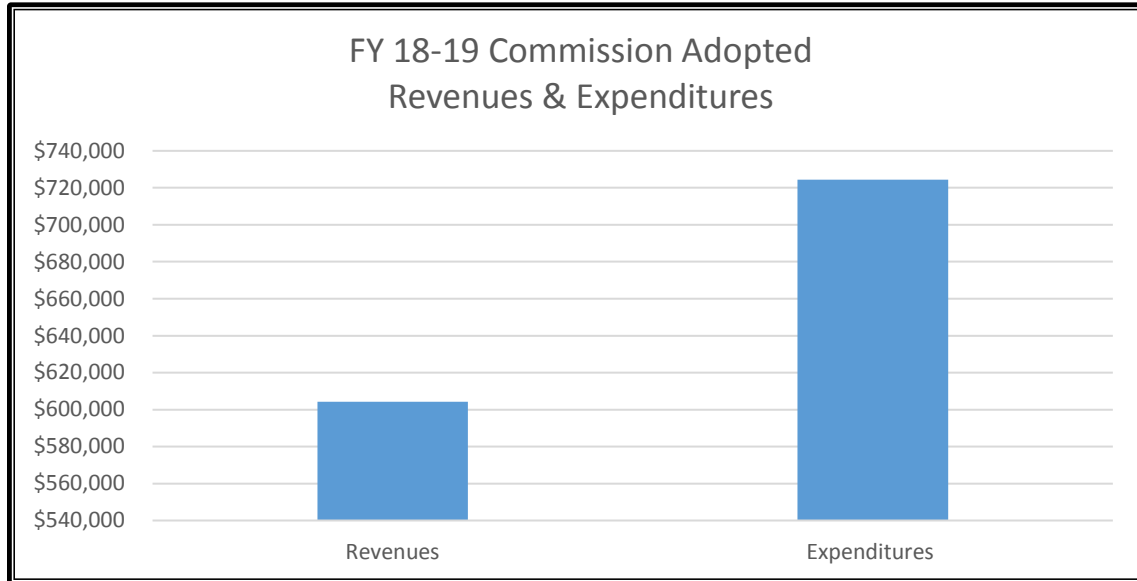
For Fiscal: 10/2017-09/2018 Period Ending: 09/30/2018

Objec...	2016 Total Activity	2017 Total Activity	2018 Original Budget	2018 Total Budget (Amended)	2018 YTD Activity	Defined Budgets		2019 City Manager Proposed	2019 City Commission Adopted
						2018 Expected Annual			
31700 - Memberships & Dues	7,153.50	2,754.75	6,000.00	2,322.00	2,279.00	2,322.00		2,100.00	2,100.00
31800 - Equipment Rent	0.00	2,619.18	3,000.00	0.00	0.00	0.00		0.00	0.00
31900 - Catering	654.62	1,266.39	1,316.00	1,916.00	1,837.09	1,916.00		2,000.00	2,000.00
32300 - Utilities	10,187.76	103,736.71	97,227.00	97,227.00	81,563.51	99,227.00		98,100.00	98,100.00
33100 - Subscriptions	91.95	59.00	250.00	100.00	59.00	100.00		100.00	100.00
34001 - Advertising Services	30,795.25	55,941.18	53,540.00	78,251.33	67,050.59	66,975.00		76,702.00	76,702.00
34200 - Special Services	6.98	465.39	40.00	424.82	175.47	424.82		120.00	120.00
34300 - Other Services	0.00	0.00	0.00	0.00	0.00	0.00		0.00	0.00
34600 - Facade Grants	19,000.00	11,970.00	50,000.00	43,000.00	34,406.72	43,000.00		43,000.00	43,000.00
34602 - Mural Program	0.00	0.00	0.00	5,000.00	0.00	5,000.00		5,000.00	5,000.00
34603 - Window Graphics Program	0.00	0.00	0.00	2,000.00	960.00	960.00		2,000.00	2,000.00
34700 - Event Support Services	3,856.20	5,659.11	5,000.00	6,086.57	5,561.04	6,086.57		0.00	0.00
34800 - Visitor Programs	202.65	0.00	200.00	0.00	0.00	0.00		0.00	0.00
35000 - Professional Svcs-Museum	72,925.18	78,557.85	69,286.00	69,286.00	66,432.29	69,286.00		75,000.00	75,000.00
41100 - Vehicle Maintenance	530.81	755.42	1,250.00	819.00	157.68	769.00		900.00	900.00
41400 - Equipment Maintenance	0.00	1,006.64	3,000.00	1,750.00	1,121.49	1,030.00		1,000.00	1,000.00
51100 - Building Maintenance	22,193.31	13,652.11	15,000.00	11,490.00	11,386.94	11,490.00		10,000.00	10,000.00
52201 - Signs - Wayfinding	10,528.23	41,500.00	0.00	0.00	0.00	0.00		0.00	0.00
59100 - Grounds & Perm Fixtures	8,641.41	2,465.60	100.00	6,455.00	5,379.79	6,455.00		4,370.00	4,370.00
64100 - Operating Lease	6,762.66	4,627.48	8,850.00	4,331.00	4,160.00	4,331.00		4,253.00	4,253.00
71100 - Vehicle	0.00	0.00	0.00	0.00	0.00	0.00		0.00	0.00
71200 - Machinery/Equipment	0.00	0.00	9,350.00	439.56	0.00	439.56		0.00	0.00
71300 - Building	26,945.68	2,485.90	0.00	1,292.32	0.00	1,292.32		0.00	0.00
80001 - Transfer Out to Fund 001	75,000.00	79,989.00	92,345.00	92,345.00	92,345.00	92,345.00		75,647.00	75,647.00
80033 - Transfer Out to Fund 033	0.00	25,000.00	0.00	9,350.00	9,350.00	9,350.00		0.00	0.00
80051 - Transfer Out to Fund 051	0.00	7,767.00	7,521.00	7,521.00	7,521.00	7,521.00		6,947.00	6,947.00
80098 - Transfer Out to Fund 098	0.00	25,000.00	25,000.00	25,000.00	25,000.00	25,000.00		0.00	0.00
80202 - Transfer To Fund 202	0.00	0.00	0.00	0.00	0.00	0.00		50,000.00	50,000.00
<b>Report Total:</b>	<b>628,609.31</b>	<b>783,264.89</b>	<b>784,190.00</b>	<b>789,715.00</b>	<b>702,773.81</b>	<b>769,728.70</b>		<b>774,411.00</b>	<b>774,411.00</b>



# FUND 002 – TOURISM FUND

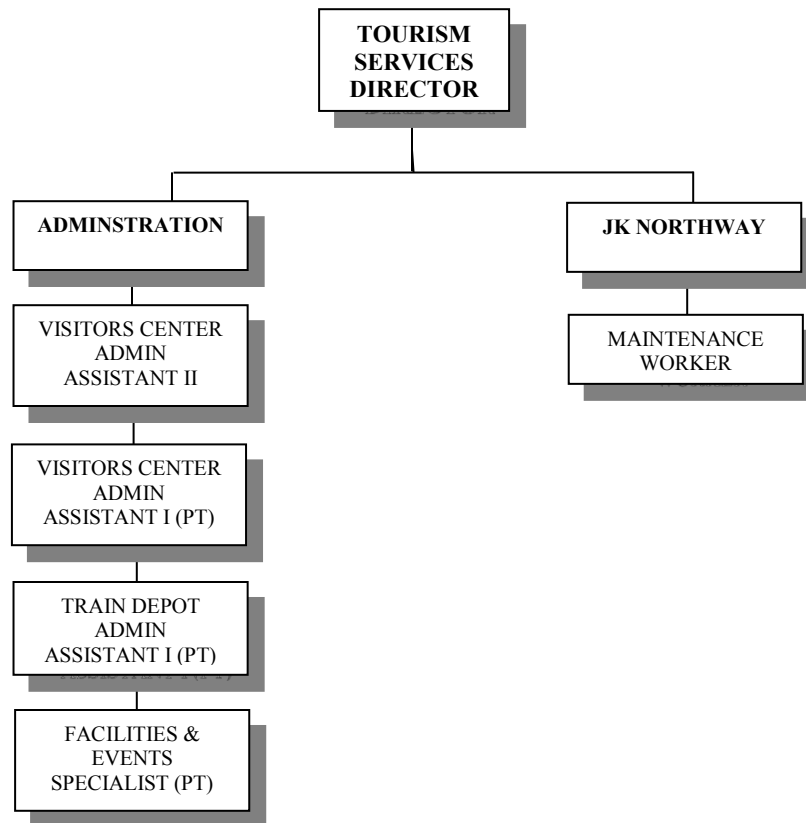
## FUND SUMMARY



	<b>FY 18-19 Adopted Budget</b>
Revenues	\$ 604,221
Expenditures	724,411
Net Revenues over (under) Expenditures	(\$120,190)

**Fund Balance**

Beginning Fund Balance - (Unaudited)		\$ 225,064
Budgeted Revenues	\$ 579,221	
Budgeted Transfers In	25,000	
Total Revenues		604,221
Budgeted Expenditures	591,817	
Budgeted Transfers Out	132,594	
Total Expenditures		724,411
Estimated Ending Fund Balance 09/30/19		\$104,874



The Tourism Department is comprised of two divisions: Tourism – Admin, and JK Northway

## DESCRIPTION

The purpose of the Tourism Services Department for the City of Kingsville is to promote and enhance the local quality of life by marketing our community for Tourism. Municipal government is a business enterprise in an effort to restore our infrastructure, services, and intangibles –to attract visitors – all of whom bring economic activity that generates revenues, including the tax revenues that are reinvested to keep the community thriving – and growing.







## DEPARTMENT ACCOMPLISHMENTS

For Fiscal Year 17-18

1. The J. K. Northway Expo Center is now under the management of the Tourism department
2. Facilities and Events specialist position created. New Director of Tourism Services position filled.
3. Instagram page created
4. Photo backdrop and props purchased to use on social media and further promote Kingsville.
5. Coordinated Meet the Blues event at the JK Northway, provided food for largest group of performers to ever participate.
6. Hosted informational booth at WOST 2018 at NAS Kingsville. Provided \$3,000 sponsorship for event, \$1,500 from tourism budget.

7. Attended 2017 Birdiest Festival with King Ranch representatives to promote birding in the city.
8. Joined Great Texas Birding Classic Tournament with King Ranch team.
9. 2017 Ranch Hand Festival.
10. 2017 La Posada de Kingsville parade and float coordination.
11. Harvest increase in local media coverage of events and museum exhibits.
12. Participate in Texas Tropical Trail monthly meetings. Hosted group visit to Kingsville in March.
13. Partner with King Ranch and/or Conner Museum in advertising opportunities.

GOALS & OBJECTIVES

Goals & Objectives	City Commission Vision
<p><b>Goal:</b> Provide leadership for Destination Management and Marketing.</p> <p><b>Objective:</b> Coordinating activities, encouraging programs and projecting an appealing image on behalf of Kingsville.</p>	 Superior City Services
<p><b>Goal:</b> Promote the destination and experience of Kingsville to meeting professionals, business travelers, tour operators and individual visitors.</p> <p><b>Objective:</b> Provide an array of services to travel planners in developing tours into Kingsville, including suggested itineraries, experiences and overnight accommodations.</p>	 Superior City Services
<p><b>Goal:</b> Help visitors save time and energy in looking for tourism opportunities in Kingsville, the Coastal Bend Tourism Region and Texas Tropical Trail Region by providing quality and accessible visitor services.</p> <p><b>Objective:</b> Work with regional partners in promoting Kingsville as an ideal location to visit and spend the night.</p>	 Superior City Services  Community Partnership
<p><b>Goal:</b> Support key signature venues and events that promote and highlight Kingsville and its market advantages.</p> <p><b>Objective:</b> Manage an entry into town welcoming people to the Visitor Center and the Downtown Depot Museum &amp; Visitors Center that promotes the market advantages of Historic Downtown District, ranching in South Texas, King Ranch, Hunting, birding, and fishing; the King Ranch Museum, the J E Conner Museum, collegiate, interscholastic, professional, amateur, and recreational sports, Naval aviation and traditions, University-related disciplines of arts, music, theater, ranch and wildlife management and events at the J. K. Northway Expo Center.</p>	 Quality of Life  Community Partnership

## PERFORMANCE MEASURES

	FY 2013	FY 2014	FY 2015	FY 2016	FY 2017	FY 2018
Percent Occupied	54%	66%	57%	53%	62%	55%

## FY 18-19 BUDGET HIGHLIGHTS

Division	Change	Personnel	Operations	Capital Outlay	Total Changes
FY 17-18 Original Budget	\$456,821	\$201,316	\$255,505	\$0	\$456,821
FY 18-19 Adopted Budget	\$433,670	\$198,558	\$235,112	\$0	\$433,670
1071 - Tourism Admin	(\$23,151)	(\$2,758)	(\$20,393)	\$0	(\$23,151)

## Change Description

## Personnel

- 2% COLA adjustment - \$2,977
- Anniversary increases - \$1,969
- Change in the Workers Comp experience modifier rate
- Change in staffing the Tourism Director position

## Operations

- **Overall Supplies Category:**
  - Increase in supplies, motor gas & oil, minor equipment
  - Decrease in parade supplies, computers, promotional supplies and visitor supplies
- **Overall Services Category:**
  - Increase in communications, postage, professional services, printing & publishing, training & travel, catering, utilities, advertising, and credit card fees
  - Decrease in GPS professional services, special events, contractual services, promotional printing & publishing, memberships, subscriptions, and event support services
  - Façade grants budget was removed from this fund and transferred to Fund 202
  - Approved supplemental for Geofence Digital Advertising - Ranch Hand Festival - \$1,000
  - Approved supplemental for Special Election for Venue Tax for JK Northway - \$15,000
  - Museum obligation was increased due to the increase estimation of revenues
- **Overall Repairs Category:**
  - Decrease in vehicle maintenance
- **Overall Maintenance Category:**
  - Increase in grounds & permanent fixtures
  - Approved supplemental for Multi color digital sign at Visitor Center - \$4,370
- **Overall Leases Category:**
  - Decrease in operating lease



## FY 18-19 BUDGET HIGHLIGHTS

Division	Change	Personnel	Operations	Capital Outlay	Total Changes
FY 17-18 Original Budget	\$201,503	\$36,076	\$156,077	\$9,350	\$201,503
FY 18-19 Adopted Budget	\$158,147	\$40,902	\$117,245	\$0	\$158,147
1076 - JK Northway	(\$43,356)	\$4,826	(\$38,832)	(\$9,350)	(\$43,356)

## Change Description

## Personnel

- 2% COLA adjustment - \$508
- Change in the Workers Comp experience modifier rate
- Approved supplemental request for 2 additional Temp/Seasonal workers added for special events at the JK Northway (200 hours ea) - \$4,818

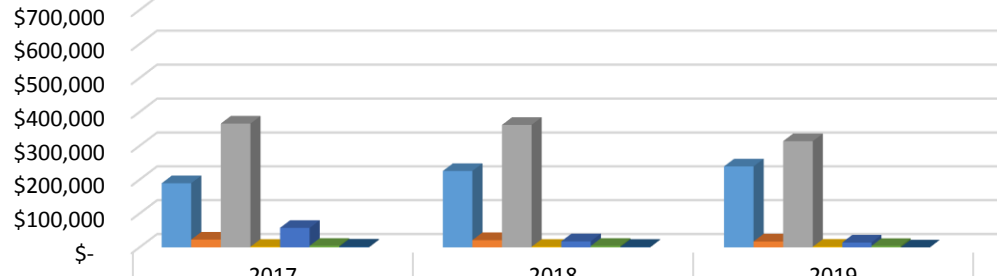
## Operations

- **Overall Supplies Category:**
  - Decrease in supplies, chemicals and minor equipment
- **Overall Services Category:**
  - Decrease in professional services, equipment rental and utilities
  - Approved supplemental request for one-time electrical repairs - \$1,245
- **Overall Repairs Category:**
  - Decrease in equipment maintenance
- **Overall Maintenance Category:**
  - Decrease in building maintenance
  - Removed FY 17-18 supplemental

## Capital Outlay

- Decrease in machinery & equipment
- Removed prior year supplemental for Genie Lift - \$9,350

Department 107-Tourism



	2017 Total Activity	2018 Expected Annual	2019 Adopted
10 - Personnel Services	\$189,711	\$225,957	\$239,460
20 - Supplies	\$23,118	\$21,453	\$17,657
30 - Services	\$366,072	\$362,296	\$314,177
40 - Repairs	\$1,762	\$1,799	\$1,900
50 - Maintenance	\$57,618	\$17,945	\$14,370
60 - Leases	\$4,627	\$4,331	\$4,253
70 - Capital Outlay	\$2,486	\$1,732	\$-
Total Expenditures	\$645,393	\$635,513	\$591,817

- 10 - Personnel Services    20 - Supplies    30 - Services    40 - Repairs
- 50 - Maintenance    60 - Leases    70 - Capital Outlay



City of Kingsville, TX

# Tourism Funds Account Summary

For Fiscal: 10/2017-09/2018 Period Ending: 09/30/2018

		2016	2017	2018	2018	2018	Defined Budgets		2019	2019
		Total Activity	Total Activity	Original Budget	Total Budget (Amended)	YTD Activity	2018 Expected Annual	2019 City Manager Proposed	2019 City Commission Adopted	
<b>Fund: 002 - TOURISM FUND</b>										
<b>Department : 000 - Non-Departmental</b>										
<b>AcctType: 4 - Revenue</b>										
<b>Division: 0000 - Non-Departmental</b>										
<a href="#">002-4-0000-75001</a>	Transfer From Fund 001	0.00	0.00	25,000.00	25,000.00	25,000.00	25,000.00	25,000.00	25,000.00	25,000.00
<b>Budget Notes</b>										
<b>Budget Code</b>	<b>Subject</b>	<b>Description</b>								
City Commission	DR Transfer from fund	Transfer to help cover the expenses associated with the JK Northway.								
<a href="#">002-4-0000-99000</a>	Miscellaneous	239.20	-0.07	0.00	0.00	0.00	0.00	0.00	0.00	0.00
<b>Division: 0000 - Non-Departmental Total:</b>		<b>239.20</b>	<b>-0.07</b>	<b>25,000.00</b>	<b>25,000.00</b>	<b>25,000.00</b>	<b>25,000.00</b>	<b>25,000.00</b>	<b>25,000.00</b>	<b>25,000.00</b>
<b>AcctType: 4 - Revenue Total:</b>		<b>239.20</b>	<b>-0.07</b>	<b>25,000.00</b>	<b>25,000.00</b>	<b>25,000.00</b>	<b>25,000.00</b>	<b>25,000.00</b>	<b>25,000.00</b>	<b>25,000.00</b>
<b>Department : 000 - Non-Departmental Total:</b>		<b>239.20</b>	<b>-0.07</b>	<b>25,000.00</b>	<b>25,000.00</b>	<b>25,000.00</b>	<b>25,000.00</b>	<b>25,000.00</b>	<b>25,000.00</b>	<b>25,000.00</b>

Tourism Funds

For Fiscal: 10/2017-09/2018 Period Ending: 09/30/2018

		2016	2017	2018	2018	2018	Defined Budgets		2019	2019
		Total Activity	Total Activity	Original Budget	Total Budget (Amended)	YTD Activity	2018 Expected Annual	2019 City Manager Proposed	2019 City Commission Adopted	
<b>Department : 107 - Tourism</b> <b>AcctType: 4 - Revenue</b> <b>Division: 1070 - Tourism</b>										
<a href="#">002-4-1070-22500</a>	Hotel/Motel Tax	510,470.37	548,980.07	485,000.00	485,000.00	492,288.08	512,000.00	525,000.00	525,000.00	
<b>Budget Notes</b> <b>Budget Code</b> <b>Subject</b> <b>Description</b> City Commission                      FY 18-19 Hotel/Motel Tax increase                      With the addition of the new TowneSuites, I'm anticipating another increase as we are seeing this year with LaQuinta.  I reviewed month to month income for the last 3 years to develop montly estimates.										
<a href="#">002-4-1070-54000</a>	Kingsville Historical Marker Fee	0.00	0.00	0.00	0.00	0.00	0.00	0.00	0.00	
<a href="#">002-4-1070-58011</a>	Merchandise Sales-Tourism	781.56	466.52	1,000.00	1,000.00	170.93	250.00	210.00	210.00	
<a href="#">002-4-1070-58012</a>	Merchandise Sales-Tourism Train...	153.35	194.92	200.00	200.00	70.00	120.00	120.00	120.00	
<a href="#">002-4-1070-58013</a>	Vendor Fees	0.00	2,680.00	2,680.00	2,680.00	3,175.00	3,175.00	4,000.00	4,000.00	
<b>Budget Notes</b> <b>Budget Code</b> <b>Subject</b> <b>Description</b> City Commission                      Vendor Fees                                      Vendor Fees From Previous Events Include Ranch Hand Festival Festival of Lights-La Posada										
<a href="#">002-4-1070-72030</a>	Donations	0.00	4,200.00	0.00	25.00	25.00	25.00	0.00	0.00	
<a href="#">002-4-1070-81720</a>	Penalty on Hotel/Motel Tax	202.23	490.34	200.00	200.00	734.91	734.91	200.00	200.00	
<b>Budget Notes</b> <b>Budget Code</b> <b>Subject</b> <b>Description</b> City Commission                      Hotel Occupancy Tax Late Fee                      5% if not paid by the due date										
<a href="#">002-4-1070-91500</a>	Interest Earned	335.57	281.36	300.00	300.00	177.35	195.00	191.00	191.00	
<b>Division: 1070 - Tourism Total:</b>		<b>511,943.08</b>	<b>557,293.21</b>	<b>489,380.00</b>	<b>489,405.00</b>	<b>496,641.27</b>	<b>516,499.91</b>	<b>529,721.00</b>	<b>529,721.00</b>	
<b>Division: 1071 - TOURISM-ADMIN</b>										
<a href="#">002-4-1071-72036</a>	Grant-Union Pacific	0.00	0.00	0.00	4,000.00	4,000.00	4,000.00	0.00	0.00	
<a href="#">002-4-1071-83900</a>	Penalty-Returned Checks	0.00	25.00	0.00	0.00	0.00	0.00	0.00	0.00	
<b>Division: 1071 - TOURISM-ADMIN Total:</b>		<b>0.00</b>	<b>25.00</b>	<b>0.00</b>	<b>4,000.00</b>	<b>4,000.00</b>	<b>4,000.00</b>	<b>0.00</b>	<b>0.00</b>	
<b>Division: 1074 - TOURISM-TRAIN DEPOT</b>										
<a href="#">002-4-1074-58011</a>	Merchandise Sales	0.00	0.00	0.00	0.00	0.00	0.00	0.00	0.00	
<b>Division: 1074 - TOURISM-TRAIN DEPOT Total:</b>		<b>0.00</b>	<b>0.00</b>	<b>0.00</b>	<b>0.00</b>	<b>0.00</b>	<b>0.00</b>	<b>0.00</b>	<b>0.00</b>	
<b>Division: 1076 - TOURISM-J.K. Northway Coliseum</b>										
<a href="#">002-4-1076-58052</a>	JK Northway Rental Fees	0.00	45,323.40	31,250.00	31,250.00	34,250.00	36,250.00	40,000.00	40,000.00	

Tourism Funds

For Fiscal: 10/2017-09/2018 Period Ending: 09/30/2018

		Defined Budgets							
		2016	2017	2018	2018	2018	2018	2019	2019
		Total Activity	Total Activity	Original Budget	Total Budget (Amended)	YTD Activity	Expected Annual	City Manager Proposed	City Commission Adopted
<a href="#">002-4-1076-58055</a>	RV Parking Rental Fees	0.00	2,350.00	1,500.00	1,500.00	5,155.00	6,000.00	6,000.00	6,000.00
<a href="#">002-4-1076-58057</a>	JK Concession Revenue	0.00	4,133.71	3,125.00	3,125.00	1,507.22	1,507.22	3,000.00	3,000.00
<a href="#">002-4-1076-58072</a>	Outdoor Arena Rental Fees	0.00	0.00	500.00	500.00	0.00	0.00	500.00	500.00
<b>Division: 1076 - TOURISM-J.K. Northway Coliseum Total:</b>		<b>0.00</b>	<b>51,807.11</b>	<b>36,375.00</b>	<b>36,375.00</b>	<b>40,912.22</b>	<b>43,757.22</b>	<b>49,500.00</b>	<b>49,500.00</b>
<b>Division: 1079 - DIVISION 1079</b>									
<a href="#">002-4-1079-99000</a>	Miscellaneous	0.00	0.00	0.00	0.00	0.00	0.00	0.00	0.00
<b>Division: 1079 - DIVISION 1079 Total:</b>		<b>0.00</b>	<b>0.00</b>	<b>0.00</b>	<b>0.00</b>	<b>0.00</b>	<b>0.00</b>	<b>0.00</b>	<b>0.00</b>
<b>AcctType: 4 - Revenue Total:</b>		<b>511,943.08</b>	<b>609,125.32</b>	<b>525,755.00</b>	<b>529,780.00</b>	<b>541,553.49</b>	<b>564,257.13</b>	<b>579,221.00</b>	<b>579,221.00</b>

Tourism Funds

For Fiscal: 10/2017-09/2018 Period Ending: 09/30/2018

						Defined Budgets			
		2016	2017	2018	2018	2018	2018	2019	2019
		Total Activity	Total Activity	Original Budget	Total Budget (Amended)	YTD Activity	Expected Annual	City Manager Proposed	City Commission Adopted
<b>AcctType: 5 - Expense</b>									
<b>Division: 1070 - Tourism</b>									
<b>Category: 20 - Supplies</b>									
<a href="#">002-5-1070-23500</a>	Merchandise Cost of Goods Sold...	0.00	115.50	0.00	0.00	0.00	0.00	0.00	0.00
<b>Category: 20 - Supplies Total:</b>		<b>0.00</b>	<b>115.50</b>	<b>0.00</b>	<b>0.00</b>	<b>0.00</b>	<b>0.00</b>	<b>0.00</b>	<b>0.00</b>
<b>Division: 1070 - Tourism Total:</b>		<b>0.00</b>	<b>115.50</b>	<b>0.00</b>	<b>0.00</b>	<b>0.00</b>	<b>0.00</b>	<b>0.00</b>	<b>0.00</b>
<b>Division: 1071 - TOURISM-ADMIN</b>									
<b>Category: 10 - Personnel Services</b>									
<a href="#">002-5-1071-11100</a>	Salaries & Wages	126,954.29	119,791.42	150,563.00	150,563.00	134,909.90	140,715.00	152,361.00	152,361.00
<a href="#">002-5-1071-11200</a>	Overtime	1,600.48	1,542.02	1,590.00	1,590.00	1,724.49	1,590.00	1,590.00	1,590.00
<a href="#">002-5-1071-11400</a>	Retirement - TMRS	10,271.46	9,994.10	14,501.00	14,501.00	10,267.95	10,591.00	9,921.00	9,921.00
<a href="#">002-5-1071-11500</a>	FICA	9,856.41	9,000.28	11,640.00	11,640.00	10,071.21	10,454.00	11,778.00	11,778.00
<a href="#">002-5-1071-11600</a>	Group Health Insurance	19,771.00	19,604.00	21,428.00	21,428.00	21,513.38	21,514.00	21,427.00	21,427.00
<a href="#">002-5-1071-11700</a>	Workers' Compensation	643.91	231.69	291.00	291.00	175.71	210.00	178.00	178.00
<a href="#">002-5-1071-11800</a>	Unemployment Compensation	614.24	88.24	1,125.00	1,125.00	620.79	665.00	1,125.00	1,125.00
<a href="#">002-5-1071-12000</a>	Car Allowance	3,627.65	0.00	0.00	0.00	0.00	0.00	0.00	0.00
<a href="#">002-5-1071-12300</a>	Life Insurance	162.86	174.78	178.00	178.00	185.76	186.00	178.00	178.00
<a href="#">002-5-1071-13000</a>	Personnel Contingency	0.00	0.00	0.00	0.00	0.00	0.00	0.00	0.00
<a href="#">002-5-1071-19100</a>	Additional Insurance Contribution	1,343.00	0.00	0.00	0.00	0.00	0.00	0.00	0.00
<a href="#">002-5-1071-19600</a>	KCVB 1/2 sal/ben	0.00	0.00	0.00	0.00	0.00	0.00	0.00	0.00
<b>Category: 10 - Personnel Services Total:</b>		<b>174,845.30</b>	<b>160,426.53</b>	<b>201,316.00</b>	<b>201,316.00</b>	<b>179,469.19</b>	<b>185,925.00</b>	<b>198,558.00</b>	<b>198,558.00</b>
<b>Category: 20 - Supplies</b>									
<a href="#">002-5-1071-21100</a>	Supplies	2,174.79	5,994.63	2,850.00	3,850.00	3,749.64	3,850.00	4,000.00	4,000.00
<b>Budget Detail</b>									
<b>Budget Code</b>	<b>Description</b>	<b>Units</b>	<b>Price</b>	<b>Amount</b>					
City Commission	Office & Maintenance Supplies	0.00	0.00	4,000.00					
<a href="#">002-5-1071-21140</a>	Supplies-Historical Markers	0.00	0.00	0.00	0.00	0.00	0.00	0.00	0.00
<a href="#">002-5-1071-21155</a>	Supplies-Parade Float	795.04	0.00	1,000.00	0.00	0.00	0.00	0.00	0.00
<a href="#">002-5-1071-21200</a>	Uniforms & Personal Wear	99.96	99.00	0.00	0.00	0.00	0.00	0.00	0.00
<a href="#">002-5-1071-21500</a>	Motor Gas & Oil	931.05	883.45	888.00	1,538.00	1,444.58	1,538.00	1,680.00	1,680.00
<b>Budget Detail</b>									
<b>Budget Code</b>	<b>Description</b>	<b>Units</b>	<b>Price</b>	<b>Amount</b>					
City Commission	Motor Gas & Oil for 2 vehicles plus equip	0.00	0.00	1,680.00					

**Tourism Funds**

For Fiscal: 10/2017-09/2018 Period Ending: 09/30/2018

					Defined Budgets				
		2016	2017	2018	2018	2018	2018	2019	2019
		Total Activity	Total Activity	Original Budget	Total Budget (Amended)	YTD Activity	Expected Annual	City Manager Proposed	City Commission Adopted
<a href="#">002-5-1071-21700</a>	Minor Eq/Furniture	6,197.56	2,277.76	600.00	2,076.00	1,643.61	2,076.00	1,000.00	1,000.00
<b>Budget Detail</b>									
<b>Budget Code</b>	<b>Description</b>	<b>Units</b>	<b>Price</b>	<b>Amount</b>					
City Commission	Minor Office & Maintenance Equip needed	0.00	0.00	1,000.00					
<a href="#">002-5-1071-22600</a>	Computers & Associated Equip	1,463.46	0.00	1,460.00	1,460.00	1,413.23	1,460.00	692.00	692.00
<b>Budget Detail</b>									
<b>Budget Code</b>	<b>Description</b>	<b>Units</b>	<b>Price</b>	<b>Amount</b>					
City Commission	Computer Equip needed throughout year	0.00	0.00	692.00					
<a href="#">002-5-1071-23200</a>	Promotional Supplies	5,781.32	5,514.73	5,000.00	361.22	0.00	4,693.56	3,000.00	3,000.00
<b>Budget Detail</b>									
<b>Budget Code</b>	<b>Description</b>	<b>Units</b>	<b>Price</b>	<b>Amount</b>					
City Commission	Giveaway items to promote City	0.00	0.00	3,000.00					
<a href="#">002-5-1071-23300</a>	Visitor Supplies	2,036.08	1,090.14	1,000.00	806.44	399.16	450.00	700.00	700.00
<b>Budget Detail</b>									
<b>Budget Code</b>	<b>Description</b>	<b>Units</b>	<b>Price</b>	<b>Amount</b>					
City Commission	Maps, Snacks, Water for Visitor Center Patron:	0.00	0.00	700.00					
<a href="#">002-5-1071-23500</a>	Merchandise-Cost of Goods Sold	672.23	259.55	500.00	500.00	0.00	500.00	500.00	500.00
<b>Category: 20 - Supplies Total:</b>		<b>20,151.49</b>	<b>16,119.26</b>	<b>13,298.00</b>	<b>10,591.66</b>	<b>8,650.22</b>	<b>14,567.56</b>	<b>11,572.00</b>	<b>11,572.00</b>
<b>Category: 30 - Services</b>									
<a href="#">002-5-1071-31100</a>	Communications	7,263.78	13,369.26	7,000.00	10,041.00	9,289.78	10,041.00	8,412.00	8,412.00
<b>Budget Detail</b>									
<b>Budget Code</b>	<b>Description</b>	<b>Units</b>	<b>Price</b>	<b>Amount</b>					
City Commission	(1) Smartphone (\$67/mo)	12.00	67.00	804.00					
City Commission	(2) Smartphones (\$62/mo)	12.00	124.00	1,488.00					
City Commission	Phone & internet svc	12.00	510.00	6,120.00					
<a href="#">002-5-1071-31300</a>	Postage & Freight	296.71	1,114.96	500.00	1,000.00	468.59	1,000.00	1,380.00	1,380.00
<b>Budget Notes</b>									
<b>Budget Code</b>	<b>Subject</b>	<b>Description</b>							
City Commission	DR Postage	We are now self-distributing brochures.							
		13 Texas Travel Centers for 2 annual mailings at \$30 per box = \$780.							
		10 additional visitor centers = \$300							
		Brochure requests/other 600 at 0.49 per stamp = \$294							

Tourism Funds

For Fiscal: 10/2017-09/2018 Period Ending: 09/30/2018

		2016	2017	2018	2018	2018	Defined Budgets		2019	2019
		Total Activity	Total Activity	Original Budget	Total Budget (Amended)	YTD Activity	2018 Expected Annual	2019 City Manager Proposed	2019 City Commission Adopted	
<a href="#">002-5-1071-31400</a>	Professional Services	30,115.00	13,042.86	1,000.00	995.00	795.55	995.00	15,200.00	15,200.00	
<b>Budget Notes</b>										
<b>Budget Code</b>	<b>Subject</b>	<b>Description</b>								
City Commission	DR lowered	FY 17-18 We used this account to pay for removal of Mural panels after fire. DR for 18-19 assumes we will not have those type expenses hit this account this year.								
<b>Budget Detail</b>										
<b>Budget Code</b>	<b>Description</b>	<b>Units</b>	<b>Price</b>	<b>Amount</b>						
City Commission	1/2 Cost of Spec Venue Tax Election	0.00	0.00	15,000.00						
City Commission	Service Extinguishers	2.00	100.00	200.00						
<a href="#">002-5-1071-31425</a>	Prof. Services-GPS	612.00	612.00	625.00	536.00	536.00	536.00	408.00	408.00	
<b>Budget Notes</b>										
<b>Budget Code</b>	<b>Subject</b>	<b>Description</b>								
City Commission	DR based on new fee	Bill Donnell said to budget \$204/vehicle after negotiating a price decrease.								
<a href="#">002-5-1071-31431</a>	Prof Serv-NASK Air Show	0.00	0.00	0.00	1,500.00	1,500.00	1,500.00	0.00	0.00	
<a href="#">002-5-1071-31441</a>	Special Events & Festivals	3,996.05	10,002.50	5,000.00	4,638.43	2,600.00	3,464.00	3,780.00	3,780.00	
<b>Budget Notes</b>										
<b>Budget Code</b>	<b>Subject</b>	<b>Description</b>								
City Commission	Calculation	Based on 525,000 in Hotel Motel Tax								
14.28% to Conner museum = 74,970										
\$3780 remaining for Special Events & Festivals.										
<a href="#">002-5-1071-31458</a>	Contractual Services	5,177.88	9,024.48	6,100.00	9,281.18	9,281.18	9,282.00	4,285.00	4,285.00	
<b>Budget Detail</b>										
<b>Budget Code</b>	<b>Description</b>	<b>Units</b>	<b>Price</b>	<b>Amount</b>						
City Commission	ADT Security Services	12.00	39.00	468.00						
City Commission	Parking SO of Kleberg, West of 6th	1.00	3,817.00	3,817.00						
<a href="#">002-5-1071-31500</a>	Printing & Publishing	5,500.00	920.74	5,500.00	8,304.00	3,162.91	5,114.00	9,930.00	9,930.00	
<b>Budget Detail</b>										
<b>Budget Code</b>	<b>Description</b>	<b>Units</b>	<b>Price</b>	<b>Amount</b>						
City Commission	Brochure Printing - \$2500 per 10,000	3.00	2,500.00	7,500.00						
City Commission	Business cards	4.00	87.50	350.00						
City Commission	Nevill Document Solutions billed montly by us	12.00	115.00	1,380.00						
City Commission	Special event brochure printing	2.00	350.00	700.00						
<a href="#">002-5-1071-31520</a>	Printing/Publishing-Promos	10,540.55	5,324.00	9,000.00	557.51	0.00	7,500.00	0.00	0.00	



Tourism Funds

For Fiscal: 10/2017-09/2018 Period Ending: 09/30/2018

		2016		2017		2018		2018		Defined Budgets	
		Total Activity	Total Activity	Original Budget	Total Budget (Amended)	YTD Activity	Expected Annual	2019 City Manager Proposed	2019 City Commission Adopted		
<a href="#">002-5-1071-31600</a>	Training & Travel	2,451.43	3,186.55	2,500.00	4,315.00	4,059.10	4,315.00	4,500.00	4,500.00		
<b>Budget Detail</b>											
<b>Budget Code</b>	<b>Description</b>	<b>Units</b>	<b>Price</b>	<b>Amount</b>							
City Commission	Additional Media tours TBD	1.00	1,360.00	1,360.00							
City Commission	CC Media Tour	4.00	60.00	240.00							
City Commission	RGV media tour	150.00	4.00	600.00							
City Commission	State of the City	2.00	20.00	40.00							
City Commission	TFEA Conference - Festival Planning	2.00	200.00	400.00							
City Commission	TFEA Lodging	3.00	120.00	360.00							
City Commission	TML	4.00	25.00	100.00							
City Commission	TTIA - Tourism College	1.00	825.00	825.00							
City Commission	TTIA Lodging	5.00	115.00	575.00							
<a href="#">002-5-1071-31612</a>	Travel - Moving Reimb	0.00	0.00	0.00	1,833.53	1,833.53	1,833.53	0.00	0.00		
<a href="#">002-5-1071-31700</a>	Memberships & Dues	5,695.50	2,754.75	6,000.00	2,322.00	2,279.00	2,322.00	2,100.00	2,100.00		
<b>Budget Detail</b>											
<b>Budget Code</b>	<b>Description</b>	<b>Units</b>	<b>Price</b>	<b>Amount</b>							
City Commission	Kingsville Rotary Club	4.00	200.00	800.00							
City Commission	Texas Association of CVBs	1.00	375.00	375.00							
City Commission	Texas Coastal Bend Regional	1.00	125.00	125.00							
City Commission	Texas Hotel and Lodging Association	1.00	400.00	400.00							
City Commission	Texas Travel Industry Association	1.00	400.00	400.00							
<a href="#">002-5-1071-31900</a>	Catering	654.62	1,266.39	1,316.00	1,916.00	1,837.09	1,916.00	2,000.00	2,000.00		
<b>Budget Notes</b>											
<b>Budget Code</b>	<b>Subject</b>	<b>Description</b>									
City Commission	Catering	Coffe Service Water Cooler Meet & Greet Open Houses									
<a href="#">002-5-1071-32300</a>	Utilities	10,187.76	11,648.59	9,150.00	11,150.00	9,760.53	11,150.00	10,100.00	10,100.00		
<b>Budget Detail</b>											
<b>Budget Code</b>	<b>Description</b>	<b>Units</b>	<b>Price</b>	<b>Amount</b>							
City Commission	5% increase for water	0.00	0.00	100.00							
City Commission	Electricity-100 E Kleberg-1 Meter-TCAP est.	0.00	0.00	4,000.00							
City Commission	Electricity-2000 E Corral-2 Meters-TCAP est.	0.00	0.00	4,000.00							
City Commission	Water-2 Meters	0.00	0.00	2,000.00							
<a href="#">002-5-1071-33100</a>	Subscriptions	91.95	59.00	250.00	100.00	59.00	100.00	100.00	100.00		
<a href="#">002-5-1071-34001</a>	Advertising Services	30,795.25	55,941.18	53,540.00	78,251.33	67,050.59	66,975.00	76,702.00	76,702.00		

Tourism Funds

For Fiscal: 10/2017-09/2018 Period Ending: 09/30/2018

					Defined Budgets							
					2018	2018	2019	2019				
					YTD Activity	Expected Annual	City Manager Proposed	City Commission Adopted				
					2016	2017	2018	2018				
					Total Activity	Total Activity	Original Budget	Total Budget (Amended)				
<b>Budget Detail</b>												
<b>Budget Code</b>	<b>Description</b>	<b>Units</b>	<b>Price</b>	<b>Amount</b>								
City Commission	1/2 Page Spring Visitors Guide	1.00	600.00	600.00								
City Commission	American Birding Assciation, co-op	1.00	1,000.00	1,000.00								
City Commission	Bird Watcher's Digest - co-op	3.00	375.00	1,125.00								
City Commission	FY 18-19 - Addtl Core - Geofence Adv-Ranch H:	0.00	0.00	1,000.00								
City Commission	Geofence Digital Advertising	1.00	1,000.00	1,000.00								
City Commission	Geofence digital advertising, Ranch Hand	1.00	0.00	0.00								
City Commission	iHeart - RGV 3 day per week spots	12.00	4,266.00	51,192.00								
City Commission	iHeart CC	12.00	600.00	7,200.00								
City Commission	Kingsville Symphony Orchestra	1.00	500.00	500.00								
City Commission	North American Directory - Golf Course	1.00	495.00	495.00								
City Commission	RGV Guide	1.00	1,665.00	1,665.00								
City Commission	Social media boosting	50.00	6.00	300.00								
City Commission	Texas Hotel & Lodging Association	1.00	4,000.00	4,000.00								
City Commission	Texas Outdoors Journal, Advertising 12 month	1.00	1,195.00	1,195.00								
City Commission	Travel South	1.00	1,250.00	1,250.00								
City Commission	Tx State Travel Guide - TX Dot - Coop	1.00	3,180.00	3,180.00								
City Commission	Winter Texan Times	1.00	1,000.00	1,000.00								
<a href="#">002-5-1071-34200</a>	Credit Card Fees - Tourism		6.98	465.39	40.00	424.82	175.47	424.82	120.00	120.00		
<b>Budget Detail</b>												
<b>Budget Code</b>	<b>Description</b>	<b>Units</b>	<b>Price</b>	<b>Amount</b>								
City Commission	CC Fees - Visitor Center	0.00	0.00	120.00								
<a href="#">002-5-1071-34600</a>	Facade Grants		19,000.00	11,970.00	50,000.00	43,000.00	34,406.72	43,000.00	0.00	0.00		
<a href="#">002-5-1071-34602</a>	Mural Program		0.00	0.00	0.00	5,000.00	0.00	5,000.00	0.00	0.00		
<a href="#">002-5-1071-34603</a>	Window Graphics Program		0.00	0.00	0.00	2,000.00	960.00	960.00	0.00	0.00		
<a href="#">002-5-1071-34700</a>	Event Support Services		3,856.20	5,659.11	5,000.00	6,086.57	5,561.04	6,086.57	0.00	0.00		
<a href="#">002-5-1071-34800</a>	Visitor Programs		202.65	0.00	200.00	0.00	0.00	0.00	0.00	0.00		
<a href="#">002-5-1071-35000</a>	Museum Obligation		72,925.18	78,557.85	69,286.00	69,286.00	66,432.29	69,286.00	75,000.00	75,000.00		
<b>Budget Notes</b>												
<b>Budget Code</b>	<b>Subject</b>			<b>Description</b>								
City Commission	Conner Museum Pmt			Based on Estimated Hotel Occupancy Revenues 14.28% of \$525,000 = 74,970								
<b>Category: 30 - Services Total:</b>					<b>209,369.49</b>	<b>224,919.61</b>	<b>232,007.00</b>	<b>262,538.37</b>	<b>222,048.37</b>	<b>252,800.92</b>	<b>214,017.00</b>	<b>214,017.00</b>

Tourism Funds

For Fiscal: 10/2017-09/2018 Period Ending: 09/30/2018

					Defined Budgets							
					2018	2018	2019	2019				
					YTD Activity	Expected Annual	City Manager Proposed	City Commission Adopted				
					2016	2017	2018	2018				
					Total Activity	Total Activity	Original Budget	Total Budget (Amended)				
<b>Category: 40 - Repairs</b>												
<a href="#">002-5-1071-41100</a>	Vehicle Maintenance		530.81	755.42	1,250.00	819.00	157.68	769.00	900.00	900.00		
<b>Budget Detail</b>												
<b>Budget Code</b>	<b>Description</b>	<b>Units</b>	<b>Price</b>	<b>Amount</b>								
City Commission	Vehicle Maintenance on 2 Vehicles	0.00	0.00	900.00								
<b>Category: 40 - Repairs Total:</b>					<b>530.81</b>	<b>755.42</b>	<b>1,250.00</b>	<b>819.00</b>	<b>157.68</b>	<b>769.00</b>	<b>900.00</b>	<b>900.00</b>
<b>Category: 50 - Maintenance</b>												
<a href="#">002-5-1071-51100</a>	Building Maintenance		22,193.31	0.00	0.00	0.00	0.00	0.00	0.00	0.00		
<a href="#">002-5-1071-52201</a>	Signs-Wayfindings		10,528.23	41,500.00	0.00	0.00	0.00	0.00	0.00	0.00		
<a href="#">002-5-1071-59100</a>	Grounds & Perm Fixtures		8,641.41	1,857.00	100.00	5,455.00	5,379.79	5,455.00	4,370.00	4,370.00		
<b>Budget Detail</b>												
<b>Budget Code</b>	<b>Description</b>	<b>Units</b>	<b>Price</b>	<b>Amount</b>								
City Commission	FY18-19 Digital Sign at Visitor Center - One-tir	0.00	0.00	4,370.00								
<b>Category: 50 - Maintenance Total:</b>					<b>41,362.95</b>	<b>43,357.00</b>	<b>100.00</b>	<b>5,455.00</b>	<b>5,379.79</b>	<b>5,455.00</b>	<b>4,370.00</b>	<b>4,370.00</b>
<b>Category: 60 - Leases</b>												
<a href="#">002-5-1071-64100</a>	Operating Lease		6,762.66	4,627.48	8,850.00	4,331.00	4,160.00	4,331.00	4,253.00	4,253.00		
<b>Budget Detail</b>												
<b>Budget Code</b>	<b>Description</b>	<b>Units</b>	<b>Price</b>	<b>Amount</b>								
City Commission	NDS Leasing	12.00	233.00	2,796.00								
City Commission	Pitney Bowes - Folding Machiene	1.00	1,236.00	1,236.00								
City Commission	Property Tax	1.00	221.00	221.00								
<b>Category: 60 - Leases Total:</b>					<b>6,762.66</b>	<b>4,627.48</b>	<b>8,850.00</b>	<b>4,331.00</b>	<b>4,160.00</b>	<b>4,331.00</b>	<b>4,253.00</b>	<b>4,253.00</b>
<b>Category: 70 - Capital Outlay</b>												
<a href="#">002-5-1071-71100</a>	Vehicle		0.00	0.00	0.00	0.00	0.00	0.00	0.00	0.00		
<a href="#">002-5-1071-71300</a>	Building		26,945.68	2,485.90	0.00	1,292.32	0.00	1,292.32	0.00	0.00		
<b>Category: 70 - Capital Outlay Total:</b>					<b>26,945.68</b>	<b>2,485.90</b>	<b>0.00</b>	<b>1,292.32</b>	<b>0.00</b>	<b>1,292.32</b>	<b>0.00</b>	<b>0.00</b>
<b>Division: 1071 - TOURISM-ADMIN Total:</b>					<b>479,968.38</b>	<b>452,691.20</b>	<b>456,821.00</b>	<b>486,343.35</b>	<b>419,865.25</b>	<b>465,140.80</b>	<b>433,670.00</b>	<b>433,670.00</b>
<b>Division: 1072 - TOURISM-VISITORS SVCS</b>												
<b>Category: 20 - Supplies</b>												
<a href="#">002-5-1072-21100</a>	Supplies		0.00	0.00	0.00	0.00	0.00	0.00	0.00	0.00		
<a href="#">002-5-1072-21200</a>	Uniforms & Personal Wear		0.00	0.00	0.00	0.00	0.00	0.00	0.00	0.00		
<a href="#">002-5-1072-21700</a>	Minor Eq/Furniture		0.00	0.00	0.00	0.00	0.00	0.00	0.00	0.00		
<a href="#">002-5-1072-23100</a>	Advertising Supplies		0.00	0.00	0.00	0.00	0.00	0.00	0.00	0.00		

Tourism Funds

For Fiscal: 10/2017-09/2018 Period Ending: 09/30/2018

						Defined Budgets			
		2016	2017	2018	2018	2018	2018	2019	2019
		Total Activity	Total Activity	Original Budget	Total Budget (Amended)	YTD Activity	Expected Annual	City Manager Proposed	City Commission Adopted
<a href="#">002-5-1072-23200</a>	Promotional Supplies	0.00	0.00	0.00	0.00	0.00	0.00	0.00	0.00
	<b>Category: 20 - Supplies Total:</b>	<b>0.00</b>	<b>0.00</b>	<b>0.00</b>	<b>0.00</b>	<b>0.00</b>	<b>0.00</b>	<b>0.00</b>	<b>0.00</b>
	<b>Category: 30 - Services</b>								
<a href="#">002-5-1072-31100</a>	Communications	0.00	0.00	0.00	0.00	0.00	0.00	0.00	0.00
<a href="#">002-5-1072-31300</a>	Postage & Freight	0.00	0.00	0.00	0.00	0.00	0.00	0.00	0.00
<a href="#">002-5-1072-31400</a>	Professional Services	0.00	0.00	0.00	0.00	0.00	0.00	0.00	0.00
<a href="#">002-5-1072-31441</a>	Special Events & Festivals	0.00	0.00	0.00	0.00	0.00	0.00	0.00	0.00
<a href="#">002-5-1072-31500</a>	Printing & Publishing	0.00	0.00	0.00	0.00	0.00	0.00	0.00	0.00
<a href="#">002-5-1072-31600</a>	Training & Travel	0.00	0.00	0.00	0.00	0.00	0.00	0.00	0.00
<a href="#">002-5-1072-34001</a>	Advertising Services	0.00	0.00	0.00	0.00	0.00	0.00	0.00	0.00
<a href="#">002-5-1072-34600</a>	Facade Grants	0.00	0.00	0.00	0.00	0.00	0.00	0.00	0.00
<a href="#">002-5-1072-34700</a>	Event Support Services	0.00	0.00	0.00	0.00	0.00	0.00	0.00	0.00
	<b>Category: 30 - Services Total:</b>	<b>0.00</b>	<b>0.00</b>	<b>0.00</b>	<b>0.00</b>	<b>0.00</b>	<b>0.00</b>	<b>0.00</b>	<b>0.00</b>
	<b>Category: 50 - Maintenance</b>								
<a href="#">002-5-1072-52201</a>	Signs - Wayfinding	0.00	0.00	0.00	0.00	0.00	0.00	0.00	0.00
	<b>Category: 50 - Maintenance Total:</b>	<b>0.00</b>	<b>0.00</b>	<b>0.00</b>	<b>0.00</b>	<b>0.00</b>	<b>0.00</b>	<b>0.00</b>	<b>0.00</b>
	<b>Division: 1072 - TOURISM-VISITORS SVCS Total:</b>	<b>0.00</b>	<b>0.00</b>	<b>0.00</b>	<b>0.00</b>	<b>0.00</b>	<b>0.00</b>	<b>0.00</b>	<b>0.00</b>
	<b>Division: 1073 - TOURISM-VISITOR CENTER</b>								
	<b>Category: 20 - Supplies</b>								
<a href="#">002-5-1073-23300</a>	Visitor Supplies	0.00	0.00	0.00	0.00	0.00	0.00	0.00	0.00
	<b>Category: 20 - Supplies Total:</b>	<b>0.00</b>	<b>0.00</b>	<b>0.00</b>	<b>0.00</b>	<b>0.00</b>	<b>0.00</b>	<b>0.00</b>	<b>0.00</b>
	<b>Category: 30 - Services</b>								
<a href="#">002-5-1073-32300</a>	Utilities	0.00	0.00	0.00	0.00	0.00	0.00	0.00	0.00
<a href="#">002-5-1073-33100</a>	Subscriptions	0.00	0.00	0.00	0.00	0.00	0.00	0.00	0.00
<a href="#">002-5-1073-34800</a>	Visitor Programs	0.00	0.00	0.00	0.00	0.00	0.00	0.00	0.00
	<b>Category: 30 - Services Total:</b>	<b>0.00</b>	<b>0.00</b>	<b>0.00</b>	<b>0.00</b>	<b>0.00</b>	<b>0.00</b>	<b>0.00</b>	<b>0.00</b>
	<b>Category: 50 - Maintenance</b>								
<a href="#">002-5-1073-51100</a>	Building Maintenance	0.00	0.00	0.00	0.00	0.00	0.00	0.00	0.00
	<b>Category: 50 - Maintenance Total:</b>	<b>0.00</b>	<b>0.00</b>	<b>0.00</b>	<b>0.00</b>	<b>0.00</b>	<b>0.00</b>	<b>0.00</b>	<b>0.00</b>
	<b>Category: 60 - Leases</b>								
<a href="#">002-5-1073-64100</a>	Operating Lease	0.00	0.00	0.00	0.00	0.00	0.00	0.00	0.00
	<b>Category: 60 - Leases Total:</b>	<b>0.00</b>	<b>0.00</b>	<b>0.00</b>	<b>0.00</b>	<b>0.00</b>	<b>0.00</b>	<b>0.00</b>	<b>0.00</b>
	<b>Division: 1073 - TOURISM-VISITOR CENTER Total:</b>	<b>0.00</b>	<b>0.00</b>	<b>0.00</b>	<b>0.00</b>	<b>0.00</b>	<b>0.00</b>	<b>0.00</b>	<b>0.00</b>

Tourism Funds

For Fiscal: 10/2017-09/2018 Period Ending: 09/30/2018

		Defined Budgets								
		2016	2017	2018	2018	2018	2018	2019	2019	
		Total Activity	Total Activity	Original Budget	Total Budget (Amended)	YTD Activity	Expected Annual	City Manager Proposed	City Commission Adopted	
<b>Division: 1074 - TOURISM-TRAIN DEPOT</b>										
<b>Category: 20 - Supplies</b>										
<a href="#">002-5-1074-21100</a>	Supplies	0.00	0.00	0.00	0.00	0.00	0.00	0.00	0.00	
<a href="#">002-5-1074-21700</a>	Minor Eq/Furniture	0.00	0.00	0.00	0.00	0.00	0.00	0.00	0.00	
<b>Category: 20 - Supplies Total:</b>		<b>0.00</b>	<b>0.00</b>	<b>0.00</b>	<b>0.00</b>	<b>0.00</b>	<b>0.00</b>	<b>0.00</b>	<b>0.00</b>	
<b>Category: 30 - Services</b>										
<a href="#">002-5-1074-31100</a>	Communications	0.00	0.00	0.00	0.00	0.00	0.00	0.00	0.00	
<a href="#">002-5-1074-31458</a>	Contractual Services	0.00	0.00	0.00	0.00	0.00	0.00	0.00	0.00	
<a href="#">002-5-1074-31500</a>	Printing & Publishing	0.00	0.00	0.00	0.00	0.00	0.00	0.00	0.00	
<a href="#">002-5-1074-32300</a>	Utilities	0.00	0.00	0.00	0.00	0.00	0.00	0.00	0.00	
<a href="#">002-5-1074-34300</a>	Credit Card Service Fees	0.00	0.00	0.00	0.00	0.00	0.00	0.00	0.00	
<b>Category: 30 - Services Total:</b>		<b>0.00</b>	<b>0.00</b>	<b>0.00</b>	<b>0.00</b>	<b>0.00</b>	<b>0.00</b>	<b>0.00</b>	<b>0.00</b>	
<b>Category: 50 - Maintenance</b>										
<a href="#">002-5-1074-51100</a>	Building Maintenance	0.00	0.00	0.00	0.00	0.00	0.00	0.00	0.00	
<a href="#">002-5-1074-59100</a>	Grounds & Perm Fixtures	0.00	0.00	0.00	0.00	0.00	0.00	0.00	0.00	
<b>Category: 50 - Maintenance Total:</b>		<b>0.00</b>	<b>0.00</b>	<b>0.00</b>	<b>0.00</b>	<b>0.00</b>	<b>0.00</b>	<b>0.00</b>	<b>0.00</b>	
<b>Division: 1074 - TOURISM-TRAIN DEPOT Total:</b>		<b>0.00</b>	<b>0.00</b>	<b>0.00</b>	<b>0.00</b>	<b>0.00</b>	<b>0.00</b>	<b>0.00</b>	<b>0.00</b>	
<b>Division: 1075 - TOURISM-DOWNTOWN</b>										
<b>Category: 10 - Personnel Services</b>										
<a href="#">002-5-1075-11100</a>	Salaries & Wages	42,181.92	0.00	0.00	0.00	0.00	0.00	0.00	0.00	
<a href="#">002-5-1075-11400</a>	Retirement-TMRS	4,326.70	0.00	0.00	0.00	0.00	0.00	0.00	0.00	
<a href="#">002-5-1075-11500</a>	FICA	3,465.22	0.00	0.00	0.00	0.00	0.00	0.00	0.00	
<a href="#">002-5-1075-11600</a>	Group Health Insurance	12,954.00	0.00	0.00	0.00	0.00	0.00	0.00	0.00	
<a href="#">002-5-1075-11700</a>	Worker's Compensation	96.16	0.00	0.00	0.00	0.00	0.00	0.00	0.00	
<a href="#">002-5-1075-11800</a>	Unemployment Compensation	171.00	0.00	0.00	0.00	0.00	0.00	0.00	0.00	
<a href="#">002-5-1075-12000</a>	Car Allowance	3,627.65	0.00	0.00	0.00	0.00	0.00	0.00	0.00	
<a href="#">002-5-1075-12300</a>	Life Insurance	85.51	0.00	0.00	0.00	0.00	0.00	0.00	0.00	
<b>Category: 10 - Personnel Services Total:</b>		<b>66,908.16</b>	<b>0.00</b>	<b>0.00</b>	<b>0.00</b>	<b>0.00</b>	<b>0.00</b>	<b>0.00</b>	<b>0.00</b>	
<b>Category: 20 - Supplies</b>										
<a href="#">002-5-1075-21100</a>	Supplies	1,243.32	0.00	0.00	0.00	0.00	0.00	0.00	0.00	
<a href="#">002-5-1075-21700</a>	Minor Eq/Furniture	0.00	0.00	0.00	0.00	0.00	0.00	0.00	0.00	
<a href="#">002-5-1075-23500</a>	Merchandise-Cost of Goods Sold	48.40	0.00	0.00	0.00	0.00	0.00	0.00	0.00	
<b>Category: 20 - Supplies Total:</b>		<b>1,291.72</b>	<b>0.00</b>	<b>0.00</b>	<b>0.00</b>	<b>0.00</b>	<b>0.00</b>	<b>0.00</b>	<b>0.00</b>	

Tourism Funds

For Fiscal: 10/2017-09/2018 Period Ending: 09/30/2018

		Defined Budgets							
		2016	2017	2018	2018	2018	2018	2019	2019
		Total Activity	Total Activity	Original Budget	Total Budget (Amended)	YTD Activity	Expected Annual	City Manager Proposed	City Commission Adopted
<b>Category: 30 - Services</b>									
<a href="#">002-5-1075-31100</a>	Communications	720.43	0.00	0.00	0.00	0.00	0.00	0.00	0.00
<a href="#">002-5-1075-31300</a>	Postage & Freight	82.03	0.00	0.00	0.00	0.00	0.00	0.00	0.00
<a href="#">002-5-1075-31500</a>	Printing & Publishing	192.38	0.00	0.00	0.00	0.00	0.00	0.00	0.00
<a href="#">002-5-1075-31600</a>	Training & Travel	2,988.21	0.00	0.00	0.00	0.00	0.00	0.00	0.00
<a href="#">002-5-1075-31700</a>	Membership & Dues	1,458.00	0.00	0.00	0.00	0.00	0.00	0.00	0.00
<b>Category: 30 - Services Total:</b>		<b>5,441.05</b>	<b>0.00</b>	<b>0.00</b>	<b>0.00</b>	<b>0.00</b>	<b>0.00</b>	<b>0.00</b>	<b>0.00</b>
<b>Category: 50 - Maintenance</b>									
<a href="#">002-5-1075-59100</a>	Grounds & Perm Fixtures	0.00	0.00	0.00	0.00	0.00	0.00	0.00	0.00
<b>Category: 50 - Maintenance Total:</b>		<b>0.00</b>	<b>0.00</b>	<b>0.00</b>	<b>0.00</b>	<b>0.00</b>	<b>0.00</b>	<b>0.00</b>	<b>0.00</b>
<b>Division: 1075 - TOURISM-DOWNTOWN Total:</b>		<b>73,640.93</b>	<b>0.00</b>	<b>0.00</b>	<b>0.00</b>	<b>0.00</b>	<b>0.00</b>	<b>0.00</b>	<b>0.00</b>
<b>Division: 1076 - TOURISM-J.K. Northway Coliseum</b>									
<b>Category: 10 - Personnel Services</b>									
<a href="#">002-5-1076-11100</a>	Salaries & Wages	0.00	16,490.00	21,320.00	25,010.00	24,123.90	25,010.00	25,933.00	25,933.00
<a href="#">002-5-1076-11200</a>	Overtime	0.00	2,773.31	3,000.00	3,000.00	2,359.52	3,000.00	3,000.00	3,000.00
<a href="#">002-5-1076-11400</a>	Retirement - TMRS	0.00	1,771.32	2,318.00	2,318.00	2,047.52	2,103.23	2,200.00	2,200.00
<a href="#">002-5-1076-11500</a>	FICA	0.00	1,418.81	1,861.00	2,191.00	1,967.14	2,109.00	2,214.00	2,214.00
<a href="#">002-5-1076-11600</a>	Group Health Insurance	0.00	6,325.00	6,869.00	6,869.00	6,869.04	6,870.00	6,869.00	6,869.00
<a href="#">002-5-1076-11700</a>	Workers' Compensation	0.00	449.43	435.00	435.00	442.55	544.00	312.00	312.00
<a href="#">002-5-1076-11800</a>	Unemployment	0.00	22.19	225.00	225.00	208.38	349.02	326.00	326.00
<a href="#">002-5-1076-12300</a>	Life Insurance	0.00	34.02	48.00	48.00	46.98	47.00	48.00	48.00
<b>Category: 10 - Personnel Services Total:</b>		<b>0.00</b>	<b>29,284.08</b>	<b>36,076.00</b>	<b>40,096.00</b>	<b>38,065.03</b>	<b>40,032.25</b>	<b>40,902.00</b>	<b>40,902.00</b>
<b>Category: 20 - Supplies</b>									
<a href="#">002-5-1076-21100</a>	Supplies	0.00	4,192.98	6,000.00	5,885.44	5,572.19	5,885.44	5,885.00	5,885.00
<a href="#">002-5-1076-21400</a>	Chemicals	0.00	89.99	500.00	500.00	151.13	500.00	200.00	200.00
<a href="#">002-5-1076-21700</a>	Minor Eq/Furniture	0.00	1,381.01	500.00	500.00	500.00	500.00	0.00	0.00
<a href="#">002-5-1076-23500</a>	Merchandise-Cost of Goods Sold	0.00	1,334.48	0.00	0.00	0.00	0.00	0.00	0.00
<b>Category: 20 - Supplies Total:</b>		<b>0.00</b>	<b>6,998.46</b>	<b>7,000.00</b>	<b>6,885.44</b>	<b>6,223.32</b>	<b>6,885.44</b>	<b>6,085.00</b>	<b>6,085.00</b>
<b>Category: 30 - Services</b>									
<a href="#">002-5-1076-31100</a>	Communications	0.00	0.00	1,000.00	0.00	0.00	0.00	0.00	0.00
<a href="#">002-5-1076-31400</a>	Professional Services	0.00	46,125.00	40,000.00	21,417.65	20,092.80	21,417.65	12,160.00	12,160.00

Tourism Funds

For Fiscal: 10/2017-09/2018 Period Ending: 09/30/2018

					Defined Budgets							
					2018	2018	2019	2019				
					YTD Activity	Expected Annual	City Manager Proposed	City Commission Adopted				
					2016	2017	2018	2018				
					Total Activity	Total Activity	Original Budget	Total Budget (Amended)				
<b>Budget Detail</b>												
<b>Budget Code</b>	<b>Description</b>	<b>Units</b>	<b>Price</b>	<b>Amount</b>								
City Commission	Electrical Repair - as needed.	1.00	8,755.00	8,755.00								
City Commission	FY 18-19 One-time- Electrical Repairs	0.00	0.00	1,245.00								
City Commission	Rudy's Pest Control	12.00	180.00	2,160.00								
<a href="#">002-5-1076-31441</a>	Special Events & Festivals		0.00	320.00	0.00	0.00	0.00	0.00	0.00	0.00		
<a href="#">002-5-1076-31800</a>	Equipment Rental		0.00	2,619.18	3,000.00	0.00	0.00	0.00	0.00	0.00		
<a href="#">002-5-1076-32300</a>	Utilities		0.00	92,088.12	88,077.00	86,077.00	71,802.98	88,077.00	88,000.00	88,000.00		
<b>Budget Notes</b>												
<b>Budget Code</b>	<b>Subject</b>	<b>Description</b>										
City Commission	Electricity	8 Meters 6 E ESCONDIDO RD UNIT #FLD 4 E ESCONDIDO RD UNIT PK PAV 501 E ESCONDIDO RD UNIT 2 501 E ESCONDIDO RD UNIT 1 5 E ESCONDIDO RD UNIT CTY COL 501 E ESCONDIDO RD UNIT 4 E ESCONDIDO RD UNIT HORSE 501 E ESCONDIDO RD UNIT 3										
<b>Budget Detail</b>												
<b>Budget Code</b>	<b>Description</b>	<b>Units</b>	<b>Price</b>	<b>Amount</b>								
City Commission	Electricity - JK Northway - 8 Meters - TCAP est.	0.00	0.00	88,000.00								
<b>Category: 30 - Services Total:</b>					<b>0.00</b>	<b>141,152.30</b>	<b>132,077.00</b>	<b>107,494.65</b>	<b>91,895.78</b>	<b>109,494.65</b>	<b>100,160.00</b>	<b>100,160.00</b>
<b>Category: 40 - Repairs</b>												
<a href="#">002-5-1076-41400</a>	Equipment Maintenance		0.00	1,006.64	3,000.00	1,750.00	1,121.49	1,030.00	1,000.00	1,000.00		
<b>Category: 40 - Repairs Total:</b>					<b>0.00</b>	<b>1,006.64</b>	<b>3,000.00</b>	<b>1,750.00</b>	<b>1,121.49</b>	<b>1,030.00</b>	<b>1,000.00</b>	<b>1,000.00</b>
<b>Category: 50 - Maintenance</b>												
<a href="#">002-5-1076-51100</a>	Building Maintenance		0.00	13,652.11	15,000.00	11,490.00	11,386.94	11,490.00	10,000.00	10,000.00		
<a href="#">002-5-1076-59100</a>	Grounds & Perm Fixtures		0.00	608.60	0.00	1,000.00	0.00	1,000.00	0.00	0.00		
<b>Category: 50 - Maintenance Total:</b>					<b>0.00</b>	<b>14,260.71</b>	<b>15,000.00</b>	<b>12,490.00</b>	<b>11,386.94</b>	<b>12,490.00</b>	<b>10,000.00</b>	<b>10,000.00</b>
<b>Category: 70 - Capital Outlay</b>												
<a href="#">002-5-1076-71200</a>	Machinery/Equipment		0.00	0.00	9,350.00	439.56	0.00	439.56	0.00	0.00		
<b>Category: 70 - Capital Outlay Total:</b>					<b>0.00</b>	<b>0.00</b>	<b>9,350.00</b>	<b>439.56</b>	<b>0.00</b>	<b>439.56</b>	<b>0.00</b>	<b>0.00</b>
<b>Division: 1076 - TOURISM-J.K. Northway Coliseum Total:</b>					<b>0.00</b>	<b>192,702.19</b>	<b>202,503.00</b>	<b>169,155.65</b>	<b>148,692.56</b>	<b>170,371.90</b>	<b>158,147.00</b>	<b>158,147.00</b>
<b>AcctType: 5 - Expense Total:</b>					<b>553,609.31</b>	<b>645,508.89</b>	<b>659,324.00</b>	<b>655,499.00</b>	<b>568,557.81</b>	<b>635,512.70</b>	<b>591,817.00</b>	<b>591,817.00</b>
<b>Department : 107 - Tourism Surplus (Deficit):</b>					<b>-41,666.23</b>	<b>-36,383.57</b>	<b>-133,569.00</b>	<b>-125,719.00</b>	<b>-27,004.32</b>	<b>-71,255.57</b>	<b>-12,596.00</b>	<b>-12,596.00</b>

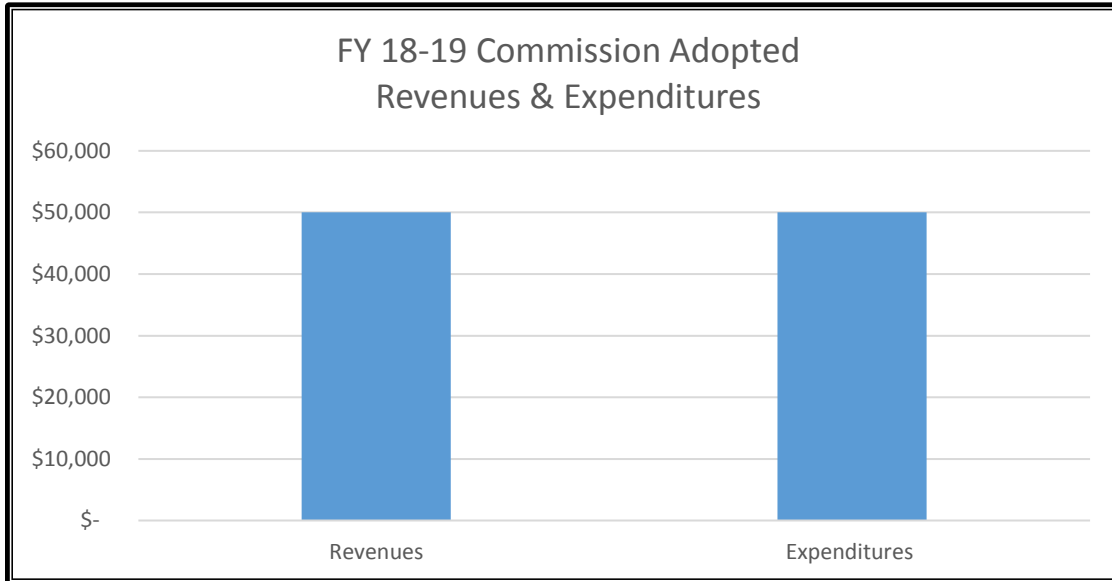
Tourism Funds

For Fiscal: 10/2017-09/2018 Period Ending: 09/30/2018

						Defined Budgets			
		2016	2017	2018	2018	2018	2018	2019	2019
		Total Activity	Total Activity	Original Budget	Total Budget (Amended)	YTD Activity	Expected Annual	City Manager Proposed	City Commission Adopted
Department : 690 - Fund Expense/Transfer									
AcctType: 5 - Expense									
Division: 6900 - Fund Expense/Transfer									
Category: 80 - Transfers Out									
<a href="#">002-5-6900-80001</a>	Transfer To Fund 001	75,000.00	79,989.00	92,345.00	92,345.00	92,345.00	92,345.00	75,647.00	75,647.00
<b>Budget Detail</b>									
<b>Budget Code</b>	<b>Description</b>	<b>Units</b>	<b>Price</b>	<b>Amount</b>					
City Commission	1/2 Cost of Downtown Manager	0.00	0.00	33,700.00					
City Commission	1/2 Cost of Service Tech in Division 1020 (Geoi	0.00	0.00	6,947.00					
City Commission	Admin Services Allocation	0.00	0.00	35,000.00					
<a href="#">002-5-6900-80033</a>	Transfer To Fund 033	0.00	25,000.00	0.00	9,350.00	9,350.00	9,350.00	0.00	0.00
<a href="#">002-5-6900-80051</a>	Transfer To Fund 051	0.00	7,767.00	7,521.00	7,521.00	7,521.00	7,521.00	6,947.00	6,947.00
<b>Budget Detail</b>									
<b>Budget Code</b>	<b>Description</b>	<b>Units</b>	<b>Price</b>	<b>Amount</b>					
City Commission	1/2 Personnel Cost Service Technician	0.00	0.00	6,947.00					
<a href="#">002-5-6900-80098</a>	Transfer To Fund 098	0.00	25,000.00	25,000.00	25,000.00	25,000.00	25,000.00	0.00	0.00
<a href="#">002-5-6900-80202</a>	Transfer To Fund 202	0.00	0.00	0.00	0.00	0.00	0.00	50,000.00	50,000.00
<b>Budget Detail</b>									
<b>Budget Code</b>	<b>Description</b>	<b>Units</b>	<b>Price</b>	<b>Amount</b>					
City Commission	Transfer for Facade Grants	0.00	0.00	50,000.00					
<b>Category: 80 - Transfers Out Total:</b>		<b>75,000.00</b>	<b>137,756.00</b>	<b>124,866.00</b>	<b>134,216.00</b>	<b>134,216.00</b>	<b>134,216.00</b>	<b>132,594.00</b>	<b>132,594.00</b>
<b>Division: 6900 - Fund Expense/Transfer Total:</b>		<b>75,000.00</b>	<b>137,756.00</b>	<b>124,866.00</b>	<b>134,216.00</b>	<b>134,216.00</b>	<b>134,216.00</b>	<b>132,594.00</b>	<b>132,594.00</b>
<b>AcctType: 5 - Expense Total:</b>		<b>75,000.00</b>	<b>137,756.00</b>	<b>124,866.00</b>	<b>134,216.00</b>	<b>134,216.00</b>	<b>134,216.00</b>	<b>132,594.00</b>	<b>132,594.00</b>
<b>Department : 690 - Fund Expense/Transfer Total:</b>		<b>75,000.00</b>	<b>137,756.00</b>	<b>124,866.00</b>	<b>134,216.00</b>	<b>134,216.00</b>	<b>134,216.00</b>	<b>132,594.00</b>	<b>132,594.00</b>
<b>Total Revenues</b>		<b>512,182.28</b>	<b>609,125.25</b>	<b>550,755.00</b>	<b>554,780.00</b>	<b>566,553.49</b>	<b>589,257.13</b>	<b>604,221.00</b>	<b>604,221.00</b>
<b>Total Expenses</b>		<b>628,609.31</b>	<b>783,264.89</b>	<b>784,190.00</b>	<b>789,715.00</b>	<b>702,773.81</b>	<b>769,728.70</b>	<b>724,411.00</b>	<b>724,411.00</b>
<b>Fund: 002 - TOURISM FUND Surplus (Deficit):</b>		<b>-116,427.03</b>	<b>-174,139.64</b>	<b>-233,435.00</b>	<b>-234,935.00</b>	<b>-136,220.32</b>	<b>-180,471.57</b>	<b>-120,190.00</b>	<b>-120,190.00</b>



# FUND 202 – TOURISM FAÇADE GRANT PROGRAM FUND SUMMARY



	<b>FY 18-19 Adopted Budget</b>
Revenues	\$50,000
Expenditures	50,000
Net Revenues over (under) Expenditures	<u>\$0</u>
 <b><u>Fund Balance</u></b>	
Beginning Fund Balance - (Unaudited)	\$0
Budgeted Revenues - Transfers In	50,000
Budgeted Expenditures	50,000
Estimated Ending Fund Balance 09/30/19	<u>\$0</u>

Tourism Funds

For Fiscal: 10/2017-09/2018 Period Ending: 09/30/2018

		Total Activity		2018 Original Budget	2018 Total Budget (Amended)	2018 YTD Activity	Defined Budgets 2018 Expected Annual	2019 City Manager Proposed	2019 City Commission Adopted
<b>Fund: 202 - TOURISM - FACADE GRANTS PROGRAM FUND</b>									
<b>Department : 000 - Non-Departmental</b>									
<b>AcctType: 4 - Revenue</b>									
<b>Division: 0000 - Non-Departmental</b>									
<a href="#">202-4-0000-75002</a>	Transfer From Fund 002	0.00	0.00	0.00	0.00	0.00	0.00	50,000.00	50,000.00
<b>Budget Detail</b>									
<b>Budget Code</b>	<b>Description</b>	<b>Units</b>	<b>Price</b>	<b>Amount</b>					
City Commission	Transfer From Tourism	0.00	0.00	-50,000.00					
<b>Division: 0000 - Non-Departmental Total:</b>		<b>0.00</b>	<b>0.00</b>	<b>0.00</b>	<b>0.00</b>	<b>0.00</b>	<b>0.00</b>	<b>50,000.00</b>	<b>50,000.00</b>
<b>AcctType: 4 - Revenue Total:</b>		<b>0.00</b>	<b>0.00</b>	<b>0.00</b>	<b>0.00</b>	<b>0.00</b>	<b>0.00</b>	<b>50,000.00</b>	<b>50,000.00</b>
<b>Department : 000 - Non-Departmental Total:</b>		<b>0.00</b>	<b>0.00</b>	<b>0.00</b>	<b>0.00</b>	<b>0.00</b>	<b>0.00</b>	<b>50,000.00</b>	<b>50,000.00</b>

Tourism Funds

For Fiscal: 10/2017-09/2018 Period Ending: 09/30/2018

						Defined Budgets			
		2018	2018	2018	2018	2019	2019		
		Total Activity	Total Activity	Original Budget	Total Budget (Amended)	YTD Activity	Expected Annual	City Manager Proposed	City Commission Adopted
Department : 107 - Tourism AcctType: 5 - Expense Division: 1071 - TOURISM-ADMIN Category: 30 - Services									
<a href="#">202-5-1071-34600</a>	Facade Grants	0.00	0.00	0.00	0.00	0.00	0.00	43,000.00	43,000.00
<a href="#">202-5-1071-34602</a>	Mural Program	0.00	0.00	0.00	0.00	0.00	0.00	5,000.00	5,000.00
<a href="#">202-5-1071-34603</a>	Windows Graphics Program	0.00	0.00	0.00	0.00	0.00	0.00	2,000.00	2,000.00
<b>Category: 30 - Services Total:</b>		<b>0.00</b>	<b>0.00</b>	<b>0.00</b>	<b>0.00</b>	<b>0.00</b>	<b>0.00</b>	<b>50,000.00</b>	<b>50,000.00</b>
<b>Division: 1071 - TOURISM-ADMIN Total:</b>		<b>0.00</b>	<b>0.00</b>	<b>0.00</b>	<b>0.00</b>	<b>0.00</b>	<b>0.00</b>	<b>50,000.00</b>	<b>50,000.00</b>
<b>AcctType: 5 - Expense Total:</b>		<b>0.00</b>	<b>0.00</b>	<b>0.00</b>	<b>0.00</b>	<b>0.00</b>	<b>0.00</b>	<b>50,000.00</b>	<b>50,000.00</b>
<b>Department : 107 - Tourism Total:</b>		<b>0.00</b>	<b>0.00</b>	<b>0.00</b>	<b>0.00</b>	<b>0.00</b>	<b>0.00</b>	<b>50,000.00</b>	<b>50,000.00</b>
<b>Total Revenues</b>		<b>0.00</b>	<b>0.00</b>	<b>0.00</b>	<b>0.00</b>	<b>0.00</b>	<b>0.00</b>	<b>50,000.00</b>	<b>50,000.00</b>
<b>Total Expenses</b>		<b>0.00</b>	<b>0.00</b>	<b>0.00</b>	<b>0.00</b>	<b>0.00</b>	<b>0.00</b>	<b>50,000.00</b>	<b>50,000.00</b>
<b>Fund: 202 - TOURISM - FACADE GRANTS PROGRAM FUND Surplus (Defic..</b>		<b>0.00</b>	<b>0.00</b>	<b>0.00</b>	<b>0.00</b>	<b>0.00</b>	<b>0.00</b>	<b>0.00</b>	<b>0.00</b>
<b>Report Surplus (Deficit):</b>		<b>-116,427.03</b>	<b>-174,139.64</b>	<b>-233,435.00</b>	<b>-234,935.00</b>	<b>-136,220.32</b>	<b>-180,471.57</b>	<b>-120,190.00</b>	<b>-120,190.00</b>





# ASSET SEIZURE FUNDS

---

## Fund 005 – Police State Seizure Fund

This fund is used to account for revenues and expenditures resulting from state seizure awards. This fund is appropriated.

## Fund 028 – Police Federal Seizure Fund

This fund is used to account for revenues and expenditures resulting from state seizure awards. This fund is not appropriated until federal seizures have been awarded.

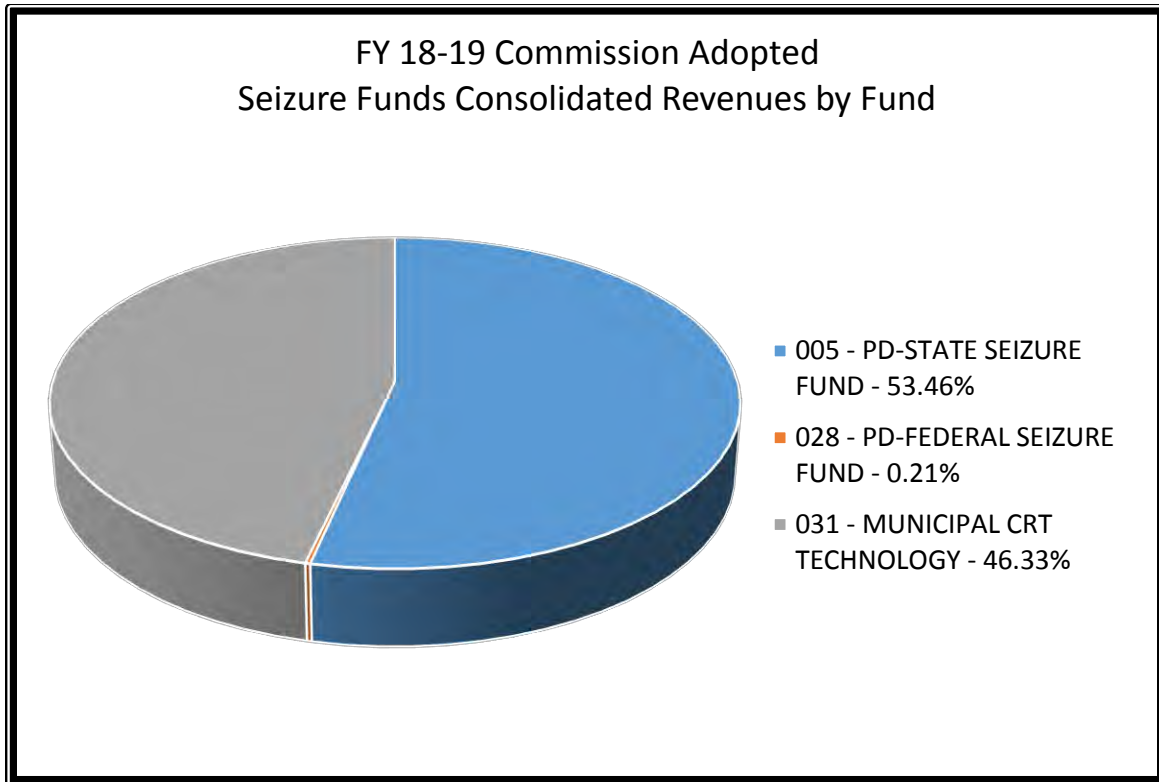
## Fund 031 – Municipal Court Technology

This fund is used to provide for technology needs of Municipal Court. Revenues are generated by fees from certain fines. This fund is appropriated.



# CONSOLIDATED REVENUES

## ASSET SEIZURE FUNDS



	2017 Total Activity	2018 Original Budget	2018 Amended Budget	2018 Expected Annual	2019 Commission Adopted
005 - PD-STATE SEIZURE FUND	\$ 388,985.37	\$ 15,000.00	\$ 15,000.00	\$ 923,975.00	\$ 15,000.00
028 - PD-FEDERAL SEIZURE FUND	103.66	15.00	15.00	85.13	58.00
031 - MUNICIPAL CRT TECHNOLOGY	13,018.97	13,000.00	13,000.00	13,000.00	13,000.00
<b>TOTAL CONSOLIDATED REVENUES</b>	<b>\$ 402,108.00</b>	<b>\$ 28,015.00</b>	<b>\$ 28,015.00</b>	<b>\$ 937,060.13</b>	<b>\$ 28,058.00</b>



City of Kingsville, TX

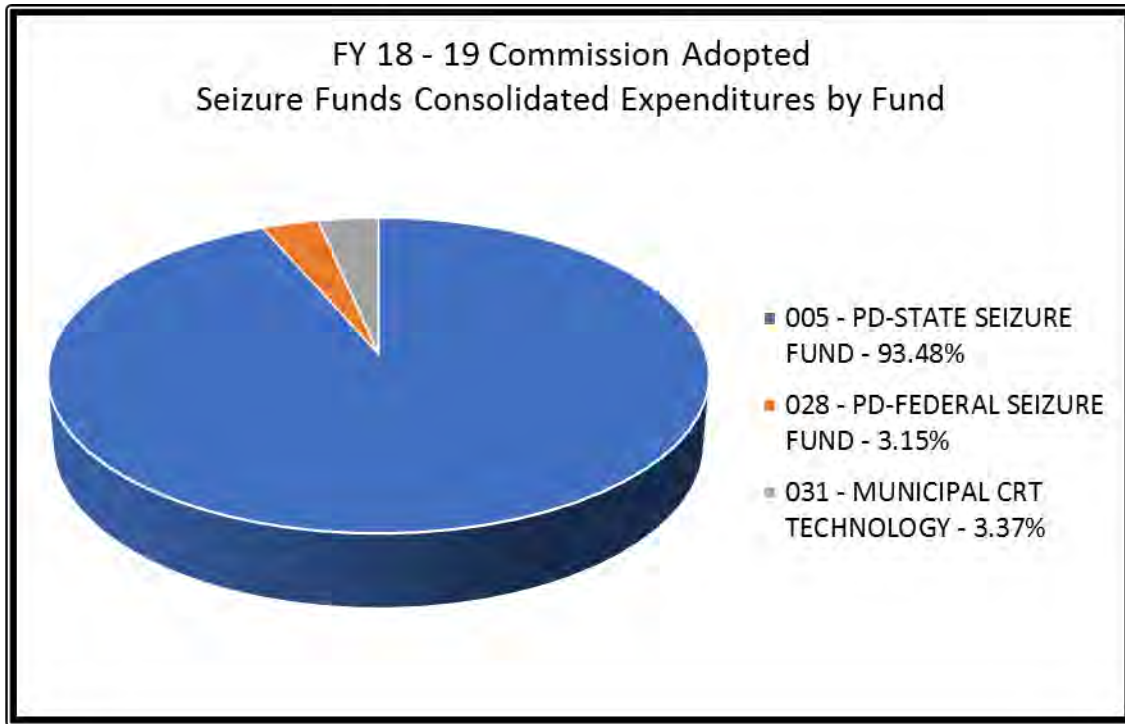
# Consolidated Asset Seizure Funds-Revenues Group Summary

For Fiscal: 10/2017-09/2018 Period Ending: 09/30/2018

Sourc...	2016	2017	2018	2018	2018	Defined Budgets		2019	2019
	Total Activity	Total Activity	Original Budget	Total Budget (Amended)	YTD Activity	2018 Expected Annual	City Manager Proposed	City Commission Adopted	
41116 - Technology Fee	14,778.65	13,018.97	13,000.00	13,000.00	15,594.52	13,000.00	13,000.00	13,000.00	
59990 - Confiscated Revenue	1,531,938.34	367,366.00	0.00	0.00	915,940.00	908,975.00	0.00	0.00	
59991 - Auction Revenue	0.00	0.00	0.00	0.00	50,748.80	0.00	0.00	0.00	
91500 - Interest Earned	2,414.70	17,482.39	15,015.00	15,015.00	21,854.49	15,085.13	15,058.00	15,058.00	
99000 - Miscellaneous	3,601.24	4,240.64	0.00	0.00	0.00	0.00	0.00	0.00	
<b>Report Total:</b>	<b>1,552,732.93</b>	<b>402,108.00</b>	<b>28,015.00</b>	<b>28,015.00</b>	<b>1,004,137.81</b>	<b>937,060.13</b>	<b>28,058.00</b>	<b>28,058.00</b>	



# CONSOLIDATED EXPENDITURES ASSET SEIZURE FUNDS



	2017 Total Activity	2018 Original Budget	2018 Amended Budget	2018 Expected Annual	2019 Commission Adopted
005 - PD-STATE SEIZURE FUND	\$ 634,301.62	\$ 499,291.75	\$ 807,777.11	\$ 499,578.99	\$ 889,206.00
028 - PD-FEDERAL SEIZURE FUND	15,000.00	30,000.00	30,000.00	30,000.00	30,000.00
031 - MUNICIPAL CRT TECHNOLOGY	22,036.07	18,000.00	18,000.00	17,000.00	32,068.00
<b>TOTAL CONSOLIDATED EXPENDITURES</b>	<b>\$ 671,337.69</b>	<b>\$ 547,291.75</b>	<b>\$ 855,777.11</b>	<b>\$ 546,578.99</b>	<b>\$ 951,274.00</b>



City of Kingsville, TX

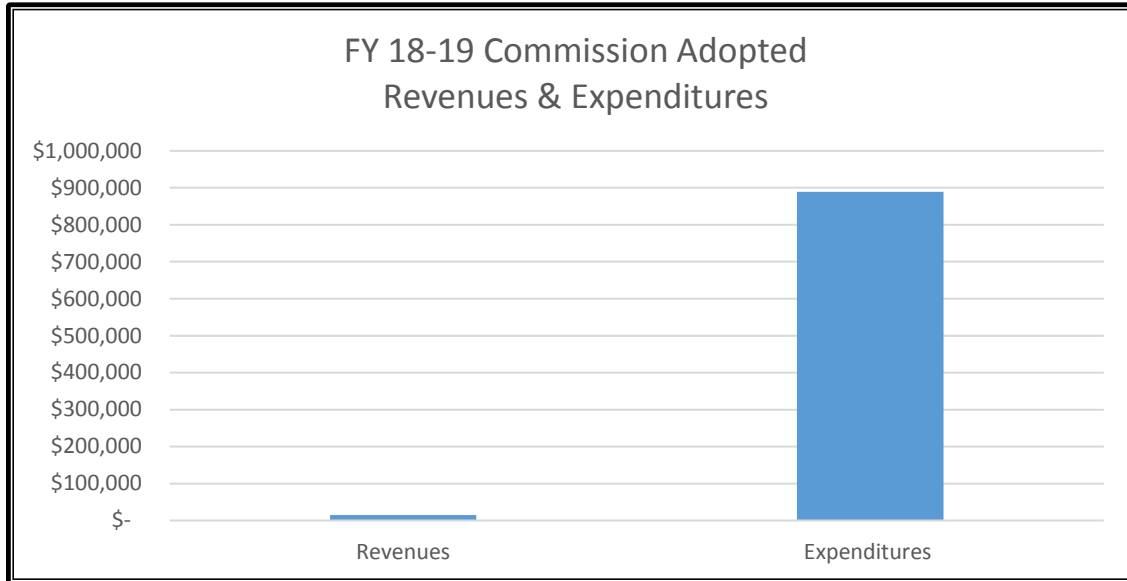
# Consolidated Asset Seizure Funds-Expenditures Group Summary

For Fiscal: 10/2017-09/2018 Period Ending: 09/30/2018

Objec...	2016 Total Activity	2017 Total Activity	2018 Original Budget	2018 Total Budget (Amended)	2018 YTD Activity	Defined Budgets		2019 City Manager Proposed	2019 City Commission Adopted
						2018 Expected Annual			
11100 - Salaries & Wages	0.00	59,997.60	0.00	0.00	0.00	0.00	0.00	0.00	0.00
11200 - Overtime	0.00	150,000.00	0.00	0.00	0.00	0.00	0.00	0.00	0.00
11400 - Retirement - TMRS	0.00	5,513.71	0.00	0.00	0.00	0.00	0.00	0.00	0.00
11500 - FICA	0.00	4,589.75	0.00	0.00	0.00	0.00	0.00	0.00	0.00
11800 - Unemployment Compensation	0.00	0.33	0.00	0.00	0.00	0.00	0.00	0.00	0.00
21100 - Supplies	0.00	3,693.17	0.00	0.00	0.00	0.00	0.00	0.00	0.00
21200 - Uniforms & Personal Wear	0.00	0.00	0.00	0.00	0.00	0.00	46,158.00	46,158.00	
21700 - Minor Eq/Furniture	16,669.05	47,592.89	20,691.00	29,176.36	24,359.97	28,058.72	19,707.00	19,707.00	
21800 - Guns & Ammunition	0.00	0.00	0.00	0.00	0.00	0.00	8,809.00	8,809.00	
22501 - Educational-Drug Prevention	3,388.65	6,070.74	11,000.00	6,000.00	714.19	6,000.00	11,000.00	11,000.00	
22600 - Computers & Associated Equip	8,287.55	44,920.46	30,054.00	30,054.00	23,576.31	23,380.35	93,051.00	93,051.00	
31400 - Professional Services	53,055.48	56,342.83	70,102.00	66,602.00	42,938.19	66,602.00	76,099.00	76,099.00	
31444 - Prf Svcs - Donations	0.00	25,000.00	25,000.00	25,000.00	25,000.00	25,000.00	25,000.00	25,000.00	
31500 - Printing & Publishing	0.00	583.08	0.00	0.00	0.00	0.00	0.00	0.00	
31600 - Membership, Training, Travel	0.00	1,990.00	1,990.00	1,990.00	1,590.00	1,590.00	1,696.00	1,696.00	
31900 - Catering	0.00	27.22	0.00	0.00	0.00	0.00	0.00	0.00	
33100 - Subscriptions	0.00	9,328.00	23,277.00	18,217.00	13,120.70	18,217.00	6,427.00	6,427.00	
33200 - Confidential & Imprest Expense	4,000.00	15,000.00	30,000.00	30,000.00	15,000.00	30,000.00	30,000.00	30,000.00	
41400 - Equipment Maintenance	0.00	0.00	0.00	5,060.00	5,060.00	5,060.00	0.00	0.00	
64100 - Operating Lease	4,628.17	4,243.23	6,000.00	6,000.00	4,386.41	5,000.00	5,000.00	5,000.00	
71100 - Vehicle	0.00	236,444.68	219,177.75	527,677.75	522,686.96	227,670.92	598,586.00	598,586.00	
71200 - Machinery/Equipment	16,552.00	0.00	110,000.00	110,000.00	0.00	110,000.00	29,741.00	29,741.00	
<b>Report Total:</b>	<b>106,580.90</b>	<b>671,337.69</b>	<b>547,291.75</b>	<b>855,777.11</b>	<b>678,432.73</b>	<b>546,578.99</b>	<b>951,274.00</b>	<b>951,274.00</b>	

# FUND 005 – PD – STATE SEIZURE

## FUND SUMMARY



	<b>FY 18-19 Adopted Budget</b>
Revenues	\$15,000
Expenditures	889,206
Net Revenues over (under) Expenditures	<u>(\$874,206)</u>

**Fund Balance**

Beginning Fund Balance - (Unaudited)	\$1,675,933
Budgeted Revenues	15,000
Budgeted Expenditures	889,206
Estimated Ending Fund Balance 09/30/19	<u>\$801,727</u>



City of Kingsville, TX

# Asset Seizure Funds

## Account Summary

For Fiscal: 10/2017-09/2018 Period Ending: 09/30/2018

		2016	2017	2018	2018	2018	Defined Budgets		
		Total Activity	Total Activity	Original Budget	Total Budget (Amended)	YTD Activity	2018 Expected Annual	2019 City Manager Proposed	2019 City Commission Adopted
<b>Fund: 005 - PD-STATE SEIZURE FUND</b>									
<b>Department : 210 - Police</b>									
<b>AcctType: 4 - Revenue</b>									
<b>Division: 2100 - Police</b>									
<a href="#">005-4-2100-59990</a>	Confiscated Revenue	1,372,581.60	367,366.00	0.00	0.00	915,940.00	908,975.00	0.00	0.00
<a href="#">005-4-2100-59991</a>	Auction Revenue	0.00	0.00	0.00	0.00	50,748.80	0.00	0.00	0.00
<a href="#">005-4-2100-91500</a>	Interest Earned	2,394.00	17,378.73	15,000.00	15,000.00	21,767.15	15,000.00	15,000.00	15,000.00
<a href="#">005-4-2100-99000</a>	Miscellaneous	3,601.24	4,240.64	0.00	0.00	0.00	0.00	0.00	0.00
<b>Division: 2100 - Police Total:</b>		<b>1,378,576.84</b>	<b>388,985.37</b>	<b>15,000.00</b>	<b>15,000.00</b>	<b>988,455.95</b>	<b>923,975.00</b>	<b>15,000.00</b>	<b>15,000.00</b>
<b>AcctType: 4 - Revenue Total:</b>		<b>1,378,576.84</b>	<b>388,985.37</b>	<b>15,000.00</b>	<b>15,000.00</b>	<b>988,455.95</b>	<b>923,975.00</b>	<b>15,000.00</b>	<b>15,000.00</b>
<b>AcctType: 5 - Expense</b>									
<b>Division: 2100 - Police</b>									
<b>Category: 10 - Personnel Services</b>									
<a href="#">005-5-2100-11100</a>	Salaries & Wages	0.00	59,997.60	0.00	0.00	0.00	0.00	0.00	0.00
<a href="#">005-5-2100-11200</a>	Overtime	0.00	150,000.00	0.00	0.00	0.00	0.00	0.00	0.00
<a href="#">005-5-2100-11400</a>	Retirement - TMRS	0.00	5,513.71	0.00	0.00	0.00	0.00	0.00	0.00
<a href="#">005-5-2100-11500</a>	FICA	0.00	4,589.75	0.00	0.00	0.00	0.00	0.00	0.00
<a href="#">005-5-2100-11800</a>	Unemployment Compensation	0.00	0.33	0.00	0.00	0.00	0.00	0.00	0.00
<b>Category: 10 - Personnel Services Total:</b>		<b>0.00</b>	<b>220,101.39</b>	<b>0.00</b>	<b>0.00</b>	<b>0.00</b>	<b>0.00</b>	<b>0.00</b>	<b>0.00</b>
<b>Category: 20 - Supplies</b>									
<a href="#">005-5-2100-21100</a>	Office Supplies	0.00	3,693.17	0.00	0.00	0.00	0.00	0.00	0.00
<a href="#">005-5-2100-21125</a>	Testing Supplies/Kits	0.00	0.00	0.00	0.00	0.00	0.00	0.00	0.00
<a href="#">005-5-2100-21200</a>	Uniforms	0.00	0.00	0.00	0.00	0.00	0.00	46,158.00	46,158.00

Asset Seizure Funds

For Fiscal: 10/2017-09/2018 Period Ending: 09/30/2018

			Defined Budgets							
			2016 Total Activity	2017 Total Activity	2018 Original Budget	2018 Total Budget (Amended)	2018 YTD Activity	2018 Expected Annual	2019 City Manager Proposed	2019 City Commission Adopted
<b>Budget Notes</b>										
<b>Budget Code</b>	<b>Subject</b>	<b>Description</b>								
City Commission	DR's 18-19	Uniforms for SWAT: Tactical Multicam Pants - \$2079.74 Tactical TDU Ripstop Pants - \$799.84 Tactical Multicam TDU Shirts - \$1199.84 Tactical Rapid Assault Shirts - \$959.84 Tactical Multicam L/S Dress - \$1279.84  Vest for SWAT: Protech FAV AWS IIIA - 12 @ \$1894.95 = \$22,739.40 Helmets for SWAT: Protech Delta 4 - 12 @ \$549.95 = \$6599.40  Police Badges and Commendation Bars/Medals: Badges - 55 @ \$100.00 = \$5,500.00 Bars/Medals - 1000 @ \$5.00 = \$5,000.00								
<a href="#">005-5-2100-21225</a>	Protective Body Armor & Persona..		0.00	0.00	0.00	0.00	0.00	0.00	0.00	0.00
<a href="#">005-5-2100-21700</a>	Minor Equipment		14,319.05	47,592.89	20,691.00	29,176.36	24,359.97	28,058.72	19,707.00	19,707.00
<b>Budget Notes</b>										
<b>Budget Code</b>	<b>Subject</b>	<b>Description</b>								
City Commission	DR's 18-19	Physical Storage for IT - \$812.00  Shield for SWAT: Paraclete Phalanx IIIA+ - \$5100.00 Paraclete Aspis Bellator IIIA+ - \$8072.00  Optics for Rifles for SWAT: Aimpoint Pro 10 @ \$437 = \$4370.00								
City Commission	FY18-19 Approved	\$1,353 - Additional for SWAT Team sniper rifle accessories								
<a href="#">005-5-2100-21725</a>	Furniture		0.00	0.00	0.00	0.00	0.00	0.00	0.00	0.00
<a href="#">005-5-2100-21800</a>	Guns & Ammunition		0.00	0.00	0.00	0.00	0.00	0.00	8,809.00	8,809.00

Asset Seizure Funds

For Fiscal: 10/2017-09/2018 Period Ending: 09/30/2018

			Defined Budgets							
			2016	2017	2018	2018	2018	2019	2019	
			Total Activity	Total Activity	Original Budget	Total Budget (Amended)	YTD Activity	Expected Annual	City Manager Proposed	City Commission Adopted
Budget Notes	Subject	Description								
City Commission	DR's 18-19	Chemical Munitions and Distractionary Devices For SWAT: CS Ferret - \$380.00 OC Ferret - \$357.60 Flameless Expulsion CS - \$258.60 Flameless Expulsion OC - \$258.60 Flameless Tri Chamber - \$243.60 Aerosol OC/CS - \$337.50 Riot Control - \$194.10 Smoke HC - \$77.40 Flashbangs - \$757.20 Low Roll Reloadable DD Body - \$220.80  Sniper Rifle & Accessories for SWAT: AI:AT 308:AT RIFLE - \$3334.00 NIGHTFORCE:C429 - \$1583.00 NIGHTFORCE:A203 - \$153..00 ATLAS:BT-10NC/19 - \$261.00 AI:AIMAGS:0726 - \$138.64 TAB GEAR:PRS SLG OD NO ATTACHMENT - \$108.00 TAB GEAR:FC ATTACHMENT - \$18.00 AI:20333 - \$32.00 AI:26612 Shipping - \$95.00								
<a href="#">005-5-2100-22501</a>	Educational-Drug Prevention Su...		3,388.65	6,070.74	11,000.00	6,000.00	714.19	6,000.00	11,000.00	11,000.00
City Commission	DR's 18-19	Education Drug Free Materials								
<a href="#">005-5-2100-22600</a>	Computers & Associated Equip		8,287.55	42,127.87	30,054.00	30,054.00	23,576.31	23,380.35	93,051.00	93,051.00

Asset Seizure Funds

For Fiscal: 10/2017-09/2018 Period Ending: 09/30/2018

			Defined Budgets							
			2016	2017	2018	2018	2018	2018	2019	2019
			Total Activity	Total Activity	Original Budget	Total Budget (Amended)	YTD Activity	Expected Annual	City Manager Proposed	City Commission Adopted
<b>Budget Notes</b>										
<b>Budget Code</b>	<b>Subject</b>	<b>Description</b>								
City Commission	DR's 18-19	Desktop x10 @ \$903 each and 8GB x 10 @ \$118.00 + shipping @ \$301.00 - \$10,511.00								
		Miscellaneous, cabling, hardware replacement, battery backups etc. - \$12,000								
		"PTZ cameras x 2 " - \$1900.00								
		ACU The Universal Unterminated Cable, PN# 5961-291115-15 - \$380.00								
		Smartboard for trailer - \$4454.00								
		Replacement SSD's for upgrade of spinning disk HDD's - \$675.00								
		2 Dell Servers - \$10,000.00								
		Nimble Storage 30TB - \$35,000.00								
City Commission	FY 18-19 Approved	Additional for Power Edge Servers & 30 TB Storage Array \$18,131								
	<b>Category: 20 - Supplies Total:</b>		<b>25,995.25</b>	<b>99,484.67</b>	<b>61,745.00</b>	<b>65,230.36</b>	<b>48,650.47</b>	<b>57,439.07</b>	<b>178,725.00</b>	<b>178,725.00</b>
	<b>Category: 30 - Services</b>									
<a href="#">005-5-2100-31400</a>	Professional Services		50,846.48	41,925.66	58,102.00	54,602.00	36,547.19	54,602.00	64,099.00	64,099.00
<b>Budget Notes</b>										
<b>Budget Code</b>	<b>Subject</b>	<b>Description</b>								
City Commission	DR's 18-19	AFIX - \$4888.00								
		Cummins Allison (Money Counter) - \$845.00								
		NetMotion Premium Maintenance for 1 Year - \$3741.00								
		Hernandez Inc. - \$12,000.00								
		Vmware - \$3500.00								
		ESET Antivirus - \$874.00								
		LPR LSAG North America (LEONOARDO) - \$5660								
		Leads Online - \$2148.00								
		Coban Technologies - \$20,228.00								
		Brazos Tech - \$3308.00								
City Commission	FY 18-19 Suppl Approved	Cellebrite - \$3500.00								
		Ticket Writer Software - \$3,407								
<a href="#">005-5-2100-31444</a>	Donations		0.00	25,000.00	25,000.00	25,000.00	25,000.00	25,000.00	25,000.00	25,000.00

Asset Seizure Funds

For Fiscal: 10/2017-09/2018 Period Ending: 09/30/2018

			Defined Budgets							
			2016 Total Activity	2017 Total Activity	2018 Original Budget	2018 Total Budget (Amended)	2018 YTD Activity	2018 Expected Annual	2019 City Manager Proposed	2019 City Commission Adopted
<b>Budget Notes</b>	<b>Subject</b>	<b>Description</b>								
Budget Code										
City Commission	DR's 18-19	Boys Scouts of America - \$5000.00 Boys & Girls Club - \$5000.00 Kingsville Boxing Club -\$5000.00 PDAP - \$5000.00 Communities in Schools - \$5000.00								
<a href="#">005-5-2100-31500</a>	Printing & Publishing		0.00	0.00	0.00	0.00	0.00	0.00	0.00	0.00
<a href="#">005-5-2100-31600</a>	Training & Travel		0.00	1,990.00	1,990.00	1,990.00	1,590.00	1,590.00	1,696.00	1,696.00
<b>Budget Notes</b>	<b>Subject</b>	<b>Description</b>								
Budget Code										
City Commission	DR's 18-19	"Certification Pro; Includes thousands of hours of IT Training Courses covering 100+ Professional IT Certifications , ITPro e-Library, a Collection of On-Demand IT Videos, and premium access to a full library of IT Training courses from any device via IT ProTV with unlimited Transcender practice exams & Live Labs. Plus a Free Exam Test Voucher (\$150 value)*- Single User Access for One Year *Voucher is redeemable after account has been paid in full. "								
<a href="#">005-5-2100-31700</a>	Memberships & Dues		0.00	0.00	0.00	0.00	0.00	0.00	0.00	0.00
<a href="#">005-5-2100-31900</a>	Catering		0.00	27.22	0.00	0.00	0.00	0.00	0.00	0.00
<a href="#">005-5-2100-33100</a>	Subscriptions		0.00	9,328.00	23,277.00	18,217.00	13,120.70	18,217.00	6,427.00	6,427.00
<b>Budget Notes</b>	<b>Subject</b>	<b>Description</b>								
Budget Code										
City Commission	DR's 18-19	Office 2016 perpetual license. - \$2610.00 Adobe Acrobat Pro DC - \$167.00 Callyo - \$2750.00 Veem - \$900.00								
<b>Category: 30 - Services Total:</b>			<b>50,846.48</b>	<b>78,270.88</b>	<b>108,369.00</b>	<b>99,809.00</b>	<b>76,257.89</b>	<b>99,409.00</b>	<b>97,222.00</b>	<b>97,222.00</b>
<b>Category: 40 - Repairs</b>										
<a href="#">005-5-2100-41100</a>	Vehicle Maintenance		0.00	0.00	0.00	0.00	0.00	0.00	0.00	0.00
<a href="#">005-5-2100-41400</a>	Equipment Maintenance		0.00	0.00	0.00	5,060.00	5,060.00	5,060.00	0.00	0.00
<b>Category: 40 - Repairs Total:</b>			<b>0.00</b>	<b>0.00</b>	<b>0.00</b>	<b>5,060.00</b>	<b>5,060.00</b>	<b>5,060.00</b>	<b>0.00</b>	<b>0.00</b>



Asset Seizure Funds

For Fiscal: 10/2017-09/2018 Period Ending: 09/30/2018

		2016	2017	2018	2018	Defined Budgets		2019	2019
		Total Activity	Total Activity	Original Budget	Total Budget (Amended)	2018 YTD Activity	2018 Expected Annual	City Manager Proposed	City Commission Adopted
<b>Category: 70 - Capital Outlay</b>									
<a href="#">005-5-2100-71100</a>	Vehicle	0.00	236,444.68	219,177.75	527,677.75	522,686.96	227,670.92	598,586.00	598,586.00

**Budget Notes**

**Budget Code**

City Commission

**Subject**

DR's 18-19

**Description**

Police Vehicles:

Chevy Tahoes - 5 @33,926.00 = \$169,630.00  
 Valor LP 51" Texas Special R/B/W/A - \$10,787.50  
 Rear Prisoner Transport Cage/Rear - \$3,450.00  
 Stalker DSR 2X - \$14,100.00  
 MB1, MSG BRD,STD, STNDLN - \$8,985.00  
 SMART SIREN PLATINUM - \$5,097.00  
 SPKR, EMERG, 100W PLASTIC, - \$1,830.00  
 MICROPULSE ULTRA DUAL COLOR -\$1,992.00  
 MICROPULSE ULTRA DUAL COLOR -\$1,992.00  
 MICROPULSE ULTRA DUAL COLOR - \$1,992.00  
 MICROPULSE ULTRA DUAL COLOR - \$1,494.00  
 MICROPULSE ULTRA DUAL COLOR - \$1,494.00  
 MPS WIDE ANG, BLU/WHT - \$1,374.00  
 MPS WIDE ANG, RED/WHT - \$1,374.00  
 XSTREAM,DUAL, SYNC,BRW - \$3,591.00  
 KIT, ADJ SWVL MNT,XSTREAM - \$405.00  
 CN SIGNALMASTER 8 HEAD RED/BLUE - \$2,610.00  
 KIT, ES100 UNIVERSAL BAIL - \$240.00  
 AMP/TIMER& 2 SPEAKER - \$2,097.00  
 KIT, 2013 POLICE UTILITY - \$360.00  
 KIT, L-BRKT, SINGLE HD, MS6 - \$90.00  
 Havis Tehicle Console & Brackets - \$2,700.00  
 KIT, BRKT, MPSW9 MIRROR, 13 FPU - \$180.00  
 VEHICLE GRAPHICS - \$12,500.00

Coban for Vehicles:

Edge HiDef System -CLS82 W IR - \$25,250.00  
 DVMS SOLUTION LICENSE - \$1,125.00  
 MIS-ADAPTER PLATE - \$475.00  
 SHIPPING EDGE - \$225.00

DELL Laptop and in car stands:

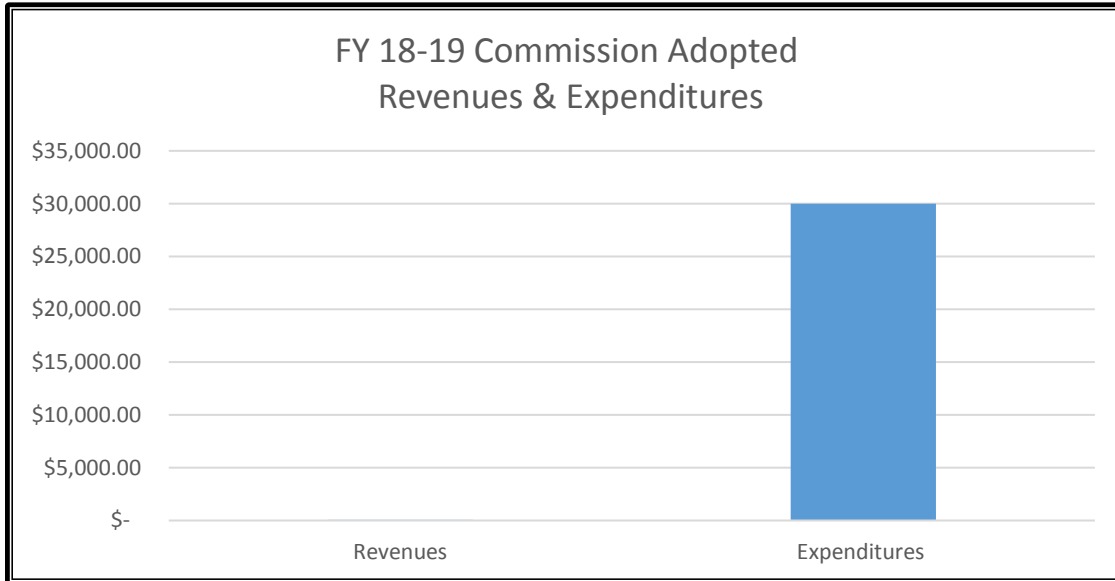
Dell CTO - \$16,250.00  
 Havis DS-Dell Port Replicator - \$3,498.95  
 Havis Mounting Component Telescopic - \$909.25  
 Havis Mounting Component Telescopic - \$488.00

Asset Seizure Funds

For Fiscal: 10/2017-09/2018 Period Ending: 09/30/2018

		2016		2017	2018	2018	Defined Budgets		2019	2019
		Total Activity	Total Activity	Total Activity	Original Budget	Total Budget (Amended)	2018 YTD Activity	2018 Expected Annual	City Manager Proposed	City Commission Adopted
<b>Budget Detail</b>										
<b>Budget Code</b>	<b>Description</b>	<b>Units</b>	<b>Price</b>	<b>Amount</b>						
City Commission	Police Vehicles	0.00	0.00	298,586.00						
City Commission	SWAT Vehicle-Roll Over from FY 17-18	0.00	0.00	300,000.00						
<a href="#">005-5-2100-71200</a>	Machinery/Equipment		0.00	0.00	110,000.00	110,000.00	0.00	110,000.00	14,673.00	14,673.00
<b>Budget Notes</b>										
<b>Budget Code</b>	<b>Subject</b>				<b>Description</b>					
City Commission	FY 18-19 Approved Supplemental Request				K- 9: 1 K-9 - \$8,896.00 Setina Full size K-9 Container for 2019 Tahoe - \$1,995.99 Heat Alarm & Remote pager - \$1,421.00 Runner for Home - \$2,359.95					
<a href="#">005-5-2100-71300</a>	Building		0.00	0.00	0.00	0.00	0.00	0.00	0.00	0.00
<a href="#">005-5-2100-72602</a>	Computers & Associated Eqp.		0.00	0.00	0.00	0.00	0.00	0.00	0.00	0.00
	<b>Category: 70 - Capital Outlay Total:</b>		<b>0.00</b>	<b>236,444.68</b>	<b>329,177.75</b>	<b>637,677.75</b>	<b>522,686.96</b>	<b>337,670.92</b>	<b>613,259.00</b>	<b>613,259.00</b>
	<b>Division: 2100 - Police Total:</b>		<b>76,841.73</b>	<b>634,301.62</b>	<b>499,291.75</b>	<b>807,777.11</b>	<b>652,655.32</b>	<b>499,578.99</b>	<b>889,206.00</b>	<b>889,206.00</b>
	<b>AcctType: 5 - Expense Total:</b>		<b>76,841.73</b>	<b>634,301.62</b>	<b>499,291.75</b>	<b>807,777.11</b>	<b>652,655.32</b>	<b>499,578.99</b>	<b>889,206.00</b>	<b>889,206.00</b>
	<b>Department : 210 - Police Surplus (Deficit):</b>		<b>1,301,735.11</b>	<b>-245,316.25</b>	<b>-484,291.75</b>	<b>-792,777.11</b>	<b>335,800.63</b>	<b>424,396.01</b>	<b>-874,206.00</b>	<b>-874,206.00</b>
	<b>Total Revenues</b>		<b>1,378,576.84</b>	<b>388,985.37</b>	<b>15,000.00</b>	<b>15,000.00</b>	<b>988,455.95</b>	<b>923,975.00</b>	<b>15,000.00</b>	<b>15,000.00</b>
	<b>Total Expenses</b>		<b>76,841.73</b>	<b>634,301.62</b>	<b>499,291.75</b>	<b>807,777.11</b>	<b>652,655.32</b>	<b>499,578.99</b>	<b>889,206.00</b>	<b>889,206.00</b>
	<b>Fund: 005 - PD-STATE SEIZURE FUND Surplus (Deficit):</b>		<b>1,301,735.11</b>	<b>-245,316.25</b>	<b>-484,291.75</b>	<b>-792,777.11</b>	<b>335,800.63</b>	<b>424,396.01</b>	<b>-874,206.00</b>	<b>-874,206.00</b>

# FUND 028 – PD – FEDERAL SEIZURE FUND SUMMARY



	<b>FY 18-19 Adopted Budget</b>
Revenues	\$58
Expenditures	30,000
Net Revenues over (under) Expenditures	(\$29,942)
 <b><u>Fund Balance</u></b>	
Beginning Fund Balance - (Unaudited)	\$142,923
Budgeted Revenues	58
Budgeted Expenditures	30,000
Estimated Ending Fund Balance 09/30/19	\$112,981

Asset Seizure Funds

For Fiscal: 10/2017-09/2018 Period Ending: 09/30/2018

		Defined Budgets							
		2016	2017	2018	2018	2018	2018	2019	2019
		Total Activity	Total Activity	Original Budget	Total Budget (Amended)	YTD Activity	Expected Annual	City Manager Proposed	City Commission Adopted
<b>Fund: 028 - PD-FEDERAL SEIZURE FUND</b>									
Department : 210 - Police									
AcctType: 4 - Revenue									
Division: 2100 - Police									
<a href="#">028-4-2100-59990</a>	Confiscated Revenue	159,356.74	0.00	0.00	0.00	0.00	0.00	0.00	0.00
<a href="#">028-4-2100-91500</a>	Interest Earned	20.70	103.66	15.00	15.00	87.34	85.13	58.00	58.00
<b>Division: 2100 - Police Total:</b>		<b>159,377.44</b>	<b>103.66</b>	<b>15.00</b>	<b>15.00</b>	<b>87.34</b>	<b>85.13</b>	<b>58.00</b>	<b>58.00</b>
<b>AcctType: 4 - Revenue Total:</b>		<b>159,377.44</b>	<b>103.66</b>	<b>15.00</b>	<b>15.00</b>	<b>87.34</b>	<b>85.13</b>	<b>58.00</b>	<b>58.00</b>
AcctType: 5 - Expense									
Division: 2100 - Police									
Category: 20 - Supplies									
<a href="#">028-5-2100-21200</a>	Uniforms & Personal Wear	0.00	0.00	0.00	0.00	0.00	0.00	0.00	0.00
<b>Category: 20 - Supplies Total:</b>		<b>0.00</b>	<b>0.00</b>	<b>0.00</b>	<b>0.00</b>	<b>0.00</b>	<b>0.00</b>	<b>0.00</b>	<b>0.00</b>
Category: 30 - Services									
<a href="#">028-5-2100-31400</a>	Professional Services	0.00	0.00	0.00	0.00	0.00	0.00	0.00	0.00
<a href="#">028-5-2100-33200</a>	Confidential & Imprest Expense	4,000.00	15,000.00	30,000.00	30,000.00	15,000.00	30,000.00	30,000.00	30,000.00
<b>Category: 30 - Services Total:</b>		<b>4,000.00</b>	<b>15,000.00</b>	<b>30,000.00</b>	<b>30,000.00</b>	<b>15,000.00</b>	<b>30,000.00</b>	<b>30,000.00</b>	<b>30,000.00</b>
Category: 95 - Prior Yr Adjustments									
<a href="#">028-5-2100-99999</a>	Prior Year Adjustment	0.00	0.00	0.00	0.00	0.00	0.00	0.00	0.00
<b>Category: 95 - Prior Yr Adjustments Total:</b>		<b>0.00</b>	<b>0.00</b>	<b>0.00</b>	<b>0.00</b>	<b>0.00</b>	<b>0.00</b>	<b>0.00</b>	<b>0.00</b>
<b>Division: 2100 - Police Total:</b>		<b>4,000.00</b>	<b>15,000.00</b>	<b>30,000.00</b>	<b>30,000.00</b>	<b>15,000.00</b>	<b>30,000.00</b>	<b>30,000.00</b>	<b>30,000.00</b>
<b>AcctType: 5 - Expense Total:</b>		<b>4,000.00</b>	<b>15,000.00</b>	<b>30,000.00</b>	<b>30,000.00</b>	<b>15,000.00</b>	<b>30,000.00</b>	<b>30,000.00</b>	<b>30,000.00</b>
<b>Department : 210 - Police Surplus (Deficit):</b>		<b>155,377.44</b>	<b>-14,896.34</b>	<b>-29,985.00</b>	<b>-29,985.00</b>	<b>-14,912.66</b>	<b>-29,914.87</b>	<b>-29,942.00</b>	<b>-29,942.00</b>

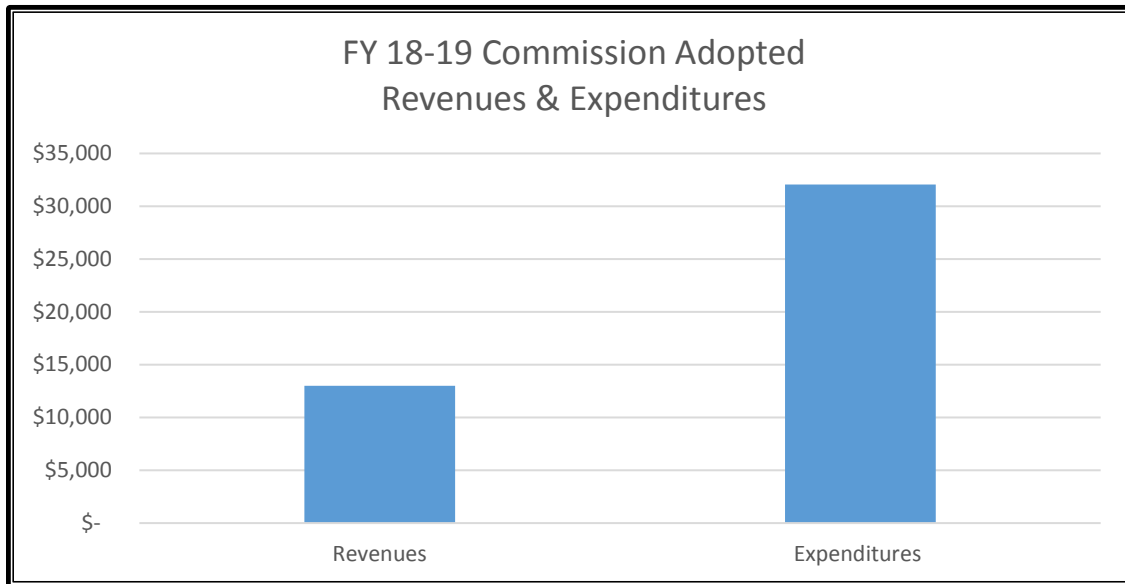
Asset Seizure Funds

For Fiscal: 10/2017-09/2018 Period Ending: 09/30/2018

	2016 Total Activity	2017 Total Activity	2018 Original Budget	2018 Total Budget (Amended)	2018 YTD Activity	Defined Budgets		2019 City Manager Proposed	2019 City Commission Adopted
						2018 Expected Annual			
Department : 690 - Fund Expense/Transfer AcctType: 5 - Expense Division: 6900 - Fund Expense/Transfer Category: 80 - Transfers Out									
<a href="#">028-5-6900-80008</a>									
Transfer To Fund 008	0.00	0.00	0.00	0.00	0.00	0.00	0.00	0.00	0.00
<b>Category: 80 - Transfers Out Total:</b>	<b>0.00</b>	<b>0.00</b>	<b>0.00</b>	<b>0.00</b>	<b>0.00</b>	<b>0.00</b>	<b>0.00</b>	<b>0.00</b>	<b>0.00</b>
<b>Division: 6900 - Fund Expense/Transfer Total:</b>	<b>0.00</b>	<b>0.00</b>	<b>0.00</b>	<b>0.00</b>	<b>0.00</b>	<b>0.00</b>	<b>0.00</b>	<b>0.00</b>	<b>0.00</b>
<b>AcctType: 5 - Expense Total:</b>	<b>0.00</b>	<b>0.00</b>	<b>0.00</b>	<b>0.00</b>	<b>0.00</b>	<b>0.00</b>	<b>0.00</b>	<b>0.00</b>	<b>0.00</b>
<b>Department : 690 - Fund Expense/Transfer Total:</b>	<b>0.00</b>	<b>0.00</b>	<b>0.00</b>	<b>0.00</b>	<b>0.00</b>	<b>0.00</b>	<b>0.00</b>	<b>0.00</b>	<b>0.00</b>
<b>Total Revenues</b>	<b>159,377.44</b>	<b>103.66</b>	<b>15.00</b>	<b>15.00</b>	<b>87.34</b>	<b>85.13</b>	<b>58.00</b>	<b>58.00</b>	<b>58.00</b>
<b>Total Expenses</b>	<b>4,000.00</b>	<b>15,000.00</b>	<b>30,000.00</b>	<b>30,000.00</b>	<b>15,000.00</b>	<b>30,000.00</b>	<b>30,000.00</b>	<b>30,000.00</b>	<b>30,000.00</b>
<b>Fund: 028 - PD-FEDERAL SEIZURE FUND Surplus (Deficit):</b>	<b>155,377.44</b>	<b>-14,896.34</b>	<b>-29,985.00</b>	<b>-29,985.00</b>	<b>-14,912.66</b>	<b>-29,914.87</b>	<b>-29,942.00</b>	<b>-29,942.00</b>	<b>-29,942.00</b>



# FUND 031 – MUNICIPAL COURT TECHNOLOGY FUND SUMMARY



	<b>FY 18-19 Adopted Budget</b>
Revenues	\$13,000
Expenditures	32,068
Net Revenues over (under) Expenditures	<u>(\$19,068)</u>
 <b><u>Fund Balance</u></b>	
Beginning Fund Balance - (Unaudited)	\$28,546
Budgeted Revenues	13,000
Budgeted Expenditures	32,068
Estimated Ending Fund Balance 09/30/19	<u>\$9,478</u>

Asset Seizure Funds

For Fiscal: 10/2017-09/2018 Period Ending: 09/30/2018

						Defined Budgets			
		2016	2017	2018	2018	2018	2018	2019	2019
		Total Activity	Total Activity	Original Budget	Total Budget (Amended)	YTD Activity	Expected Annual	City Manager Proposed	City Commission Adopted
<b>Fund: 031 - MUNICIPAL CRT TECHNOLOGY</b>									
Department : 180 - Finance									
AcctType: 4 - Revenue									
Division: 1800 - Finance									
<a href="#">031-4-1800-41116</a>	Technology Fee	14,778.65	13,018.97	13,000.00	13,000.00	15,594.52	13,000.00	13,000.00	13,000.00
<b>Division: 1800 - Finance Total:</b>		<b>14,778.65</b>	<b>13,018.97</b>	<b>13,000.00</b>	<b>13,000.00</b>	<b>15,594.52</b>	<b>13,000.00</b>	<b>13,000.00</b>	<b>13,000.00</b>
<b>AcctType: 4 - Revenue Total:</b>		<b>14,778.65</b>	<b>13,018.97</b>	<b>13,000.00</b>	<b>13,000.00</b>	<b>15,594.52</b>	<b>13,000.00</b>	<b>13,000.00</b>	<b>13,000.00</b>
<b>AcctType: 5 - Expense</b>									
Division: 1800 - Finance									
Category: 20 - Supplies									
<a href="#">031-5-1800-21700</a>	Minor Eq/Furniture	2,350.00	0.00	0.00	0.00	0.00	0.00	0.00	0.00
<a href="#">031-5-1800-22600</a>	Computers & Associated Equip	0.00	2,792.59	0.00	0.00	0.00	0.00	0.00	0.00
<b>Category: 20 - Supplies Total:</b>		<b>2,350.00</b>	<b>2,792.59</b>	<b>0.00</b>	<b>0.00</b>	<b>0.00</b>	<b>0.00</b>	<b>0.00</b>	<b>0.00</b>
<b>Category: 30 - Services</b>									
<a href="#">031-5-1800-31400</a>	Professional Services	2,209.00	14,417.17	12,000.00	12,000.00	6,391.00	12,000.00	12,000.00	12,000.00
<b>Budget Detail</b>									
<b>Budget Code</b>	<b>Description</b>	<b>Units</b>	<b>Price</b>	<b>Amount</b>					
City Commission	Court Component of Incode	4.00	1,800.00	7,200.00					
City Commission	Court Notification Calls	4.00	1,200.00	4,800.00					
<a href="#">031-5-1800-31500</a>	Printing & Publishing	0.00	583.08	0.00	0.00	0.00	0.00	0.00	0.00
<a href="#">031-5-1800-31600</a>	Training & Travel	0.00	0.00	0.00	0.00	0.00	0.00	0.00	0.00
<b>Category: 30 - Services Total:</b>		<b>2,209.00</b>	<b>15,000.25</b>	<b>12,000.00</b>	<b>12,000.00</b>	<b>6,391.00</b>	<b>12,000.00</b>	<b>12,000.00</b>	<b>12,000.00</b>
<b>Category: 60 - Leases</b>									
<a href="#">031-5-1800-64100</a>	Operating Lease	4,628.17	4,243.23	6,000.00	6,000.00	4,386.41	5,000.00	5,000.00	5,000.00
<b>Budget Detail</b>									
<b>Budget Code</b>	<b>Description</b>	<b>Units</b>	<b>Price</b>	<b>Amount</b>					
City Commission	Copier - Municipal Court	0.00	0.00	5,000.00					
<b>Category: 60 - Leases Total:</b>		<b>4,628.17</b>	<b>4,243.23</b>	<b>6,000.00</b>	<b>6,000.00</b>	<b>4,386.41</b>	<b>5,000.00</b>	<b>5,000.00</b>	<b>5,000.00</b>



Asset Seizure Funds

For Fiscal: 10/2017-09/2018 Period Ending: 09/30/2018

		2016		2017		2018		2018		Defined Budgets	
		Total Activity	Total Activity	Original Budget	Total Budget (Amended)	YTD Activity	2018 Expected Annual	2019 City Manager Proposed	2019 City Commission Adopted		
<b>Category: 70 - Capital Outlay</b>											
<a href="#">031-5-1800-71200</a>	Machinery/Equipment	16,552.00	0.00	0.00	0.00	0.00	0.00	15,068.00	15,068.00		
<b>Budget Detail</b>											
<b>Budget Code</b>	<b>Description</b>	<b>Units</b>	<b>Price</b>	<b>Amount</b>							
City Commission	AV Equipment for Courtroom	0.00	0.00	10,000.00							
City Commission	Payment Kiosk - Split with Fund 031 & 051	0.00	0.00	5,068.00							
<b>Category: 70 - Capital Outlay Total:</b>		<b>16,552.00</b>	<b>0.00</b>	<b>0.00</b>	<b>0.00</b>	<b>0.00</b>	<b>0.00</b>	<b>15,068.00</b>	<b>15,068.00</b>		
<b>Division: 1800 - Finance Total:</b>		<b>25,739.17</b>	<b>22,036.07</b>	<b>18,000.00</b>	<b>18,000.00</b>	<b>10,777.41</b>	<b>17,000.00</b>	<b>32,068.00</b>	<b>32,068.00</b>		
<b>AcctType: 5 - Expense Total:</b>		<b>25,739.17</b>	<b>22,036.07</b>	<b>18,000.00</b>	<b>18,000.00</b>	<b>10,777.41</b>	<b>17,000.00</b>	<b>32,068.00</b>	<b>32,068.00</b>		
<b>Department : 180 - Finance Surplus (Deficit):</b>		<b>-10,960.52</b>	<b>-9,017.10</b>	<b>-5,000.00</b>	<b>-5,000.00</b>	<b>4,817.11</b>	<b>-4,000.00</b>	<b>-19,068.00</b>	<b>-19,068.00</b>		
<b>Total Revenues</b>		<b>14,778.65</b>	<b>13,018.97</b>	<b>13,000.00</b>	<b>13,000.00</b>	<b>15,594.52</b>	<b>13,000.00</b>	<b>13,000.00</b>	<b>13,000.00</b>		
<b>Total Expenses</b>		<b>25,739.17</b>	<b>22,036.07</b>	<b>18,000.00</b>	<b>18,000.00</b>	<b>10,777.41</b>	<b>17,000.00</b>	<b>32,068.00</b>	<b>32,068.00</b>		
<b>Fund: 031 - MUNICIPAL CRT TECHNOLOGY Surplus (Deficit):</b>		<b>-10,960.52</b>	<b>-9,017.10</b>	<b>-5,000.00</b>	<b>-5,000.00</b>	<b>4,817.11</b>	<b>-4,000.00</b>	<b>-19,068.00</b>	<b>-19,068.00</b>		
<b>Report Surplus (Deficit):</b>		<b>1,446,152.03</b>	<b>-269,229.69</b>	<b>-519,276.75</b>	<b>-827,762.11</b>	<b>325,705.08</b>	<b>390,481.14</b>	<b>-923,216.00</b>	<b>-923,216.00</b>		





# GRANT FUNDS

---

Grant funds are not appropriated unless the City has received confirmation of grant approval. Prior year grant funds are presented due to prior or current year activity.

## Fund 009 – Law Enforcement Officers Stand – Police

Used to record the annual allocation payment from the Law Enforcement Officer Standards and Education (LEOSE). This payment must be used as necessary, to ensure the continuing education of law enforcement personnel, or to provide necessary training, as determined by the agency head, to full-time, fully paid law enforcement support personnel.

## Fund 010 – Law Enforcement Officers – Fire

Used to record the annual allocation payment from the Law Enforcement Officer Standards and Education (LEOSE). This payment must be used as necessary, to ensure the continuing education of law enforcement personnel, or to provide necessary training, as determined by the agency head, to full-time, fully paid law enforcement support personnel.

## Fund 016 – PD – Stonegarden Grant Fund

This fund is used to account for the Operation Stonegarden (OPSG) grant. The OPSG Program funds investments in joint efforts to secure the United States' borders along routes of ingress from international borders to include travel corridors in states bordering Mexico and Canada, as well as states and territories with international water borders.

## Fund 017 - PD Grant – Border Star – LBSP

This fund accounts for the Borderstar – LBSP Grant. The purpose of the grant is to sustain interagency law enforcement operations and enhance local law enforcement patrols to deter and facilitate directed actions to interdict criminal activity.

## Fund 019 – PD Grant – JAG

This fund accounts for the DJ-Edward Byrne Memorial Justice Assistance Grant Program 2015-DJ-BX-0956 for law enforcement equipment and technology improvement projects for the Kingsville Police Department.

## Fund 023 – PD STEP Grant

Used to record the STEP Comprehensive Grant 2019-kingsvPD-S-1YG-00076 made available by the State of Texas, acting through the Texas Department of Transportation.

## Fund 027 – EMS Fund

Used to record EMS County Grant funds received from Coastal Bend Regional Advisory Council Trauma Service Area – U, Inc.



# GRANT FUNDS

---

## 029 – JAG Grant 2017-DJ-BX-0902

This fund accounts for the BJA FY 17 Edward Byrne Memorial Justice Assistance Grant (JAG) Program - Local Solicitation. This Local JAG award will be shared with Kleberg County for equipment purchases aimed at reducing crime and/or enhancing public/officer safety.

## Fund 071 – FEMA Assistance

Used to account for funds received from the Federal Emergency Management Agency.

## Fund 077 – FEMA Assistance to Firefighters Grant Fund

Used to account for funds received from the Federal Emergency Management Agency to be used for specific equipment purchases.

## Fund 078 – Texas Parks & Wildlife Community Outdoor Grant

This fund is used to account for a Community Outdoor Outreach Grant from the Texas Parks and Wildlife Department. The Kingsville Healthy Families Outdoor Wet N Wild Adventures camp was funded with this grant.

## Fund 079 – Texas Capital Fund Main Street Grant

This fund is used to account for a Texas Capital Fund Program award from the Texas Department of Agriculture in support of a Main Street Project.

## Fund 080 – Homeland Security Grant

This fund is used to account for a Homeland Security Grant Project to purchase Night Vision Equipment for the Kingsville Police Department.

## Fund 082 – TXCDBG Grant #7215270

Used to account for a Community Development Block Grant for an 8” Water Line Replacement Project.

## Fund 083 – Criminal Justice Division of Governor Grant

Used to account for an Office of the Governor Criminal Justice Division Grant to purchase Body Worn Cameras for the Kingsville Police Department.

## Fund 084 – DEAAG Grant Fund

Used to account for a Defense Economic Adjustment Assistance Grant (DEAAG).

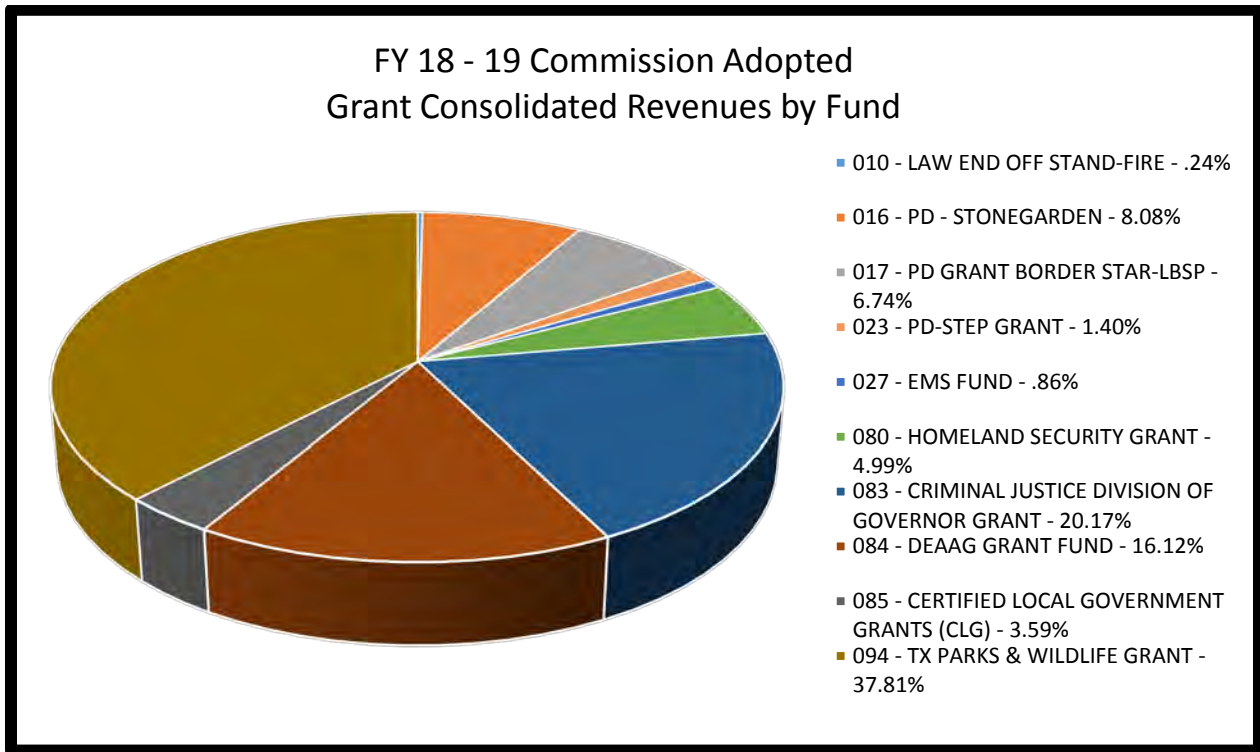
## Fund 085 – Certified Local Government Grants (CLG)

Used to account for a Certified Local Government Grant for a National Register Nomination for Downtown and Design Guidelines for Kingsville’s Local Historic District.

## Fund 601 – FEMA Event – Harvey

This fund is used to account for FEMA Event 4332-Hurricane Harvey.

# CONSOLIDATED REVENUES GRANT FUNDS



	2017 Total Activity	2018 Original Budget	2018 Amended Budget	2018 Expected Annual	2019 Commission Adopted
009 - LAW ENF OFF STAND-POLICE	\$ 3,280.00	\$ -	\$ -	\$ 4,910.00	\$ -
010 - LAW END OFF STAND-FIRE	-	-	-	-	2,656.00
016 - PD - STONEGARDEN	112,721.56	-	295,028.00	198,823.00	90,000.00
017 - PD GRANT BORDER STAR-LBSP	37,052.10	75,000.00	89,539.00	89,587.00	75,000.00
019 - PD GRANT - JAG	-	-	50,000.00	50,000.00	-
023 - PD-STEP GRANT	-	-	-	-	15,596.00
027 - EMS FUND	-	-	-	-	9,619.00
029 - JAG GRANT 2017-DJ-BX-0902	-	-	11,218.00	11,218.00	-
030 - RED RIBBON DRUG AWARENESS	-	-	-	-	-
071 - FEMA ASSISTANCE	69,010.71	-	-	9,801.00	-
077 - FEMA ASSISTANCE TO FIREFIGHTERS GRANT-FIRE	407,865.00	-	-	-	-
078 - TEXAS PARKS & WILDLIFE COMMUNITY OUTDOOR GRANT	20,368.58	-	-	17,535.00	-
079 - TEXAS CAPITAL FUND MAIN STREET GRANT	68,217.50	-	-	4,450.00	-
080 - HOMELAND SECURITY GRANT	27,620.00	-	-	-	55,520.00
082 - TXCDBG GRANT #7215270	251,926.07	-	42,587.00	-	-
083 - CRIMINAL JUSTICE DIVISION OF GOVERNOR GRANT	-	-	42,930.00	42,930.00	224,655.00
084 - DEAAG GRANT FUND	-	-	179,520.00	-	179,520.00
085 - CERTIFIED LOCAL GOVERNMENT GRANTS (CLG)	-	-	28,600.00	28,600.00	40,000.00
094 - TX PARKS & WILDLIFE GRANT	-	-	-	-	421,000.00
601 - FEMA EVENT - HARVEY	135,014.44	-	-	7,234.00	-
<b>TOTAL CONSOLIDATED REVENUES</b>	<b>\$ 1,133,075.96</b>	<b>\$ 75,000.00</b>	<b>\$ 739,422.00</b>	<b>\$ 465,088.00</b>	<b>\$ 1,113,566.00</b>



City of Kingsville, TX

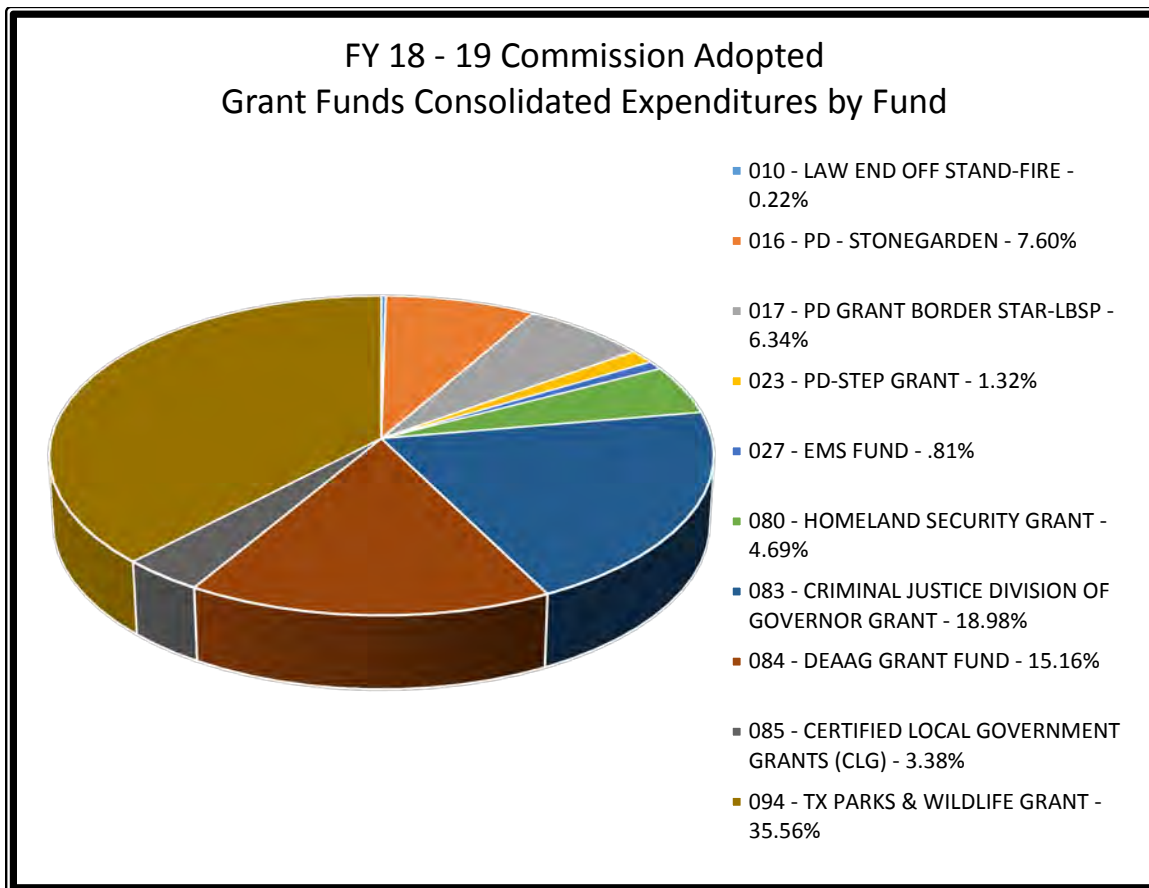
# Consolidated Grant Funds-Revenues Group Summary

For Fiscal: 10/2017-09/2018 Period Ending: 09/30/2018

Sourc...	Total Activity	Total Activity	2018 Original Budget	2018 Total Budget (Amended)	2018 YTD Activity	Defined Budgets		2019 City Manager Proposed	2019 City Commission Adopted
						2018 Expected Annual			
58002 - Contribution from County	0.00	0.00	0.00	838.00	747.72	838.00	0.00	0.00	
72000 - State Grants	0.00	0.00	0.00	0.00	0.00	0.00	2,656.00	2,656.00	
72005 - Federal Grants	0.00	555,506.90	0.00	352,348.00	197,117.75	273,178.00	389,520.00	389,520.00	
72010 - State Grants	556,630.30	343,142.03	75,000.00	318,672.00	185,896.46	159,412.00	464,909.00	464,909.00	
72021 - State Grants-PD	4,377.11	0.00	0.00	0.00	0.00	0.00	0.00	0.00	
72022 - State Grants-TF	70,228.80	0.00	0.00	0.00	0.00	0.00	0.00	0.00	
75001 - Transfer In From Fund 001	11,164.98	164,427.03	0.00	53,964.00	18,060.00	18,060.00	39,481.00	39,481.00	
75010 - Transfer from Fund 051	0.00	60,000.00	0.00	0.00	0.00	0.00	0.00	0.00	
75033 - Transfer From Fund 033	0.00	0.00	0.00	13,600.00	13,420.91	13,600.00	197,000.00	197,000.00	
75068 - Transfer In From Fund 068	0.00	10,000.00	0.00	0.00	0.00	0.00	0.00	0.00	
75098 - Transfer From Fund 098	0.00	0.00	0.00	0.00	0.00	0.00	20,000.00	20,000.00	
<b>Report Total:</b>	<b>642,401.19</b>	<b>1,133,075.96</b>	<b>75,000.00</b>	<b>739,422.00</b>	<b>415,242.84</b>	<b>465,088.00</b>	<b>1,113,566.00</b>	<b>1,113,566.00</b>	



# CONSOLIDATED EXPENDITURES GRANT FUNDS



	2017 Total Activity	2018 Original Budget	2018 Amended Budget	2018 Expected Annual	2019 Commission Adopted
009 - LAW ENF OFF STAND-POLICE	\$ 3,280.00	\$ -	\$ -	\$ 4,910.00	\$ -
010 - LAW END OFF STAND-FIRE	-	-	-	-	2,656.00
016 - PD - STONEGARDEN	112,721.56	-	295,028.00	198,823.00	90,000.00
017 - PD GRANT BORDER STAR-LBSP	37,052.10	75,000.00	89,539.00	89,587.00	75,000.00
019 - PD GRANT - JAG	-	-	50,000.00	50,000.00	-
023 - PD-STEP GRANT	-	-	-	-	15,596.00
027 - EMS FUND	-	-	-	-	9,619.00
029 - JAG GRANT 2017-DJ-BX-0902	-	-	11,259.00	11,218.00	-
030 - RED RIBBON DRUG AWARENESS	-	-	2,365.02	2,361.73	-
071 - FEMA ASSISTANCE	23,546.78	-	-	-	-
077 - FEMA ASSISTANCE TO FIREFIGHTERS GRANT-FIRE	407,865.00	-	-	-	-
078 - TEXAS PARKS & WILDLIFE COMMUNITY OUTDOOR GRANT	16,769.69	-	-	17,535.00	-
079 - TEXAS CAPITAL FUND MAIN STREET GRANT	65,160.99	-	3,588.21	4,450.00	-
080 - HOMELAND SECURITY GRANT	27,620.00	-	-	-	55,520.00
082 - TXCDBG GRANT #7215270	191,926.07	-	42,587.00	42,587.00	-
083 - CRIMINAL JUSTICE DIVISION OF GOVERNOR GRANT	-	-	42,930.00	42,930.00	224,655.00
084 - DEAAG GRANT FUND	-	-	179,520.00	-	179,520.00
085 - CERTIFIED LOCAL GOVERNMENT GRANTS (CLG)	-	-	28,600.00	28,600.00	40,000.00
094 - TX PARKS & WILDLIFE GRANT	-	-	-	-	421,000.00
601 - FEMA EVENT - HARVEY	71,060.23	-	-	960.00	70,228.00
<b>TOTAL CONSOLIDATED EXPENDITURES</b>	<b>\$ 957,002.42</b>	<b>\$ 75,000.00</b>	<b>\$ 745,416.23</b>	<b>\$ 493,961.73</b>	<b>\$ 1,183,794.00</b>



City of Kingsville, TX

# Consolidated Grant Funds-Expenditures Group Summary

For Fiscal: 10/2017-09/2018 Period Ending: 09/30/2018

Objec...	2016 Total Activity	2017 Total Activity	2018 Original Budget	2018 Total Budget (Amended)	2018 YTD Activity	Defined Budgets		2019 City Manager Proposed	2019 City Commission Adopted
						2018 Expected Annual			
11100 - Salaries & Wages	187,754.53	23,418.39	0.00	0.00	4,118.04	4,118.00	0.00	0.00	
11200 - Overtime	36,745.74	49,470.25	0.00	0.00	0.00	0.00	15,596.00	15,596.00	
11201 - Overtime - PD	55,101.19	31,681.20	75,000.00	78,997.11	76,122.80	76,000.00	75,000.00	75,000.00	
11217 - Overtime-2014-Stonegarden	25,953.55	0.00	0.00	0.00	0.00	0.00	0.00	0.00	
11218 - Overtime-2015-Stonegarden	3,740.48	43,612.62	0.00	3,765.00	3,764.76	3,765.00	0.00	0.00	
11219 - Overtime-2017-PD-Stonegarden	0.00	0.00	0.00	80,523.00	0.00	0.00	90,000.00	90,000.00	
11222 - Overtime-2016-Stonegarden	0.00	0.00	0.00	116,918.00	114,356.10	116,918.00	0.00	0.00	
11400 - Retirement - TMRS	5,163.07	2,947.29	0.00	5,675.35	6,773.51	7,276.00	0.00	0.00	
11417 - TMRS-2014-Stonegarden	2,671.37	0.00	0.00	0.00	0.00	0.00	0.00	0.00	
11418 - TMRS-2015-Stonegarden	350.48	4,049.79	0.00	343.00	342.34	343.00	0.00	0.00	
11419 - TMRS-2017-Stonegarden	0.00	0.00	0.00	8,471.00	0.00	0.00	0.00	0.00	
11422 - TMRS-2016-Stonegarden	0.00	0.00	0.00	12,299.00	10,080.90	12,299.00	0.00	0.00	
11500 - FICA	4,215.17	2,423.61	0.00	4,866.54	5,843.64	6,311.00	0.00	0.00	
11517 - FICA-2014-Stonegarden	1,985.44	0.00	0.00	0.00	0.00	0.00	0.00	0.00	
11518 - FICA-2015-Stonegarden	286.15	3,344.35	0.00	131.00	291.64	292.00	0.00	0.00	
11519 - FICA-2017-Stonegarden	0.00	0.00	0.00	7,372.00	0.00	0.00	0.00	0.00	
11522 - FICA-2016-Stonegarden	0.00	0.00	0.00	10,704.00	8,757.45	10,704.00	0.00	0.00	
21100 - Supplies	0.00	4,716.48	0.00	2,365.02	2,306.76	2,361.73	0.00	0.00	
21500 - Motor Gas & Oil	0.00	0.00	0.00	14,962.00	2,017.40	14,962.00	0.00	0.00	
21516 - Mileage-2014-Stonegarden	4,120.89	0.00	0.00	0.00	0.00	0.00	0.00	0.00	
21700 - Minor Eq/Furniture	25,379.90	65,935.67	0.00	93,729.00	60,048.01	99,642.00	9,619.00	9,619.00	
21757 - Minor Eq 2014-Stonegarden	35,497.55	0.00	0.00	0.00	0.00	0.00	0.00	0.00	
31400 - Professional Services	0.00	0.00	0.00	28,600.00	26,841.82	28,600.00	40,000.00	40,000.00	
31499 - Recreational Programs	12,695.81	8,467.79	0.00	0.00	4,922.35	4,923.00	0.00	0.00	
31600 - Membership, Training, Travel	0.00	2,405.00	0.00	0.00	0.00	4,000.00	2,656.00	2,656.00	
31800 - Equipment Rent	2,794.70	3,804.16	0.00	0.00	0.00	0.00	0.00	0.00	
31900 - Catering	0.00	1,741.49	0.00	0.00	0.00	0.00	0.00	0.00	
33100 - Subscriptions	875.00	875.00	0.00	0.00	910.00	910.00	0.00	0.00	
41100 - Vehicle Maintenance	132,916.48	19,522.27	0.00	0.00	0.00	0.00	0.00	0.00	
52100 - Street & Bridge	19,850.69	0.00	0.00	0.00	0.00	0.00	0.00	0.00	
54110 - 8" Water Line Replacement-CDBG	111,986.93	191,926.07	0.00	42,587.00	39,500.00	42,587.00	0.00	0.00	
59100 - Grounds & Perm Fixtures	0.00	65,160.99	0.00	3,588.21	4,450.00	4,450.00	421,000.00	421,000.00	
71100 - Vehicle	0.00	400,000.00	0.00	0.00	0.00	0.00	0.00	0.00	
71200 - Machinery/Equipment	17,780.00	31,500.00	0.00	50,000.00	48,552.80	53,500.00	55,520.00	55,520.00	
71405 - Land Purchase	0.00	0.00	0.00	179,520.00	0.00	0.00	179,520.00	179,520.00	



**Consolidated Grant Funds-Expenditures**

**For Fiscal: 10/2017-09/2018 Period Ending: 09/30/2018**

Objec...	2016 Total Activity	2017 Total Activity	2018 Original Budget	2018 Total Budget (Amended)	2018 YTD Activity	Defined Budgets		2019 City Manager Proposed	2019 City Commission Adopted
						2018 Expected Annual			
72600 - Computers	0.00	0.00	0.00	0.00	0.00	0.00		224,655.00	224,655.00
80001 - Transfer Out to Fund 001	0.00	0.00	0.00	0.00	0.00	0.00		70,228.00	70,228.00
<b>Report Total:</b>	<b>687,865.12</b>	<b>957,002.42</b>	<b>75,000.00</b>	<b>745,416.23</b>	<b>420,000.32</b>	<b>493,961.73</b>		<b>1,183,794.00</b>	<b>1,183,794.00</b>





# FUND 009 – LAW ENF OFF STAND-POLICE FUND SUMMARY

Presented for current year activity.



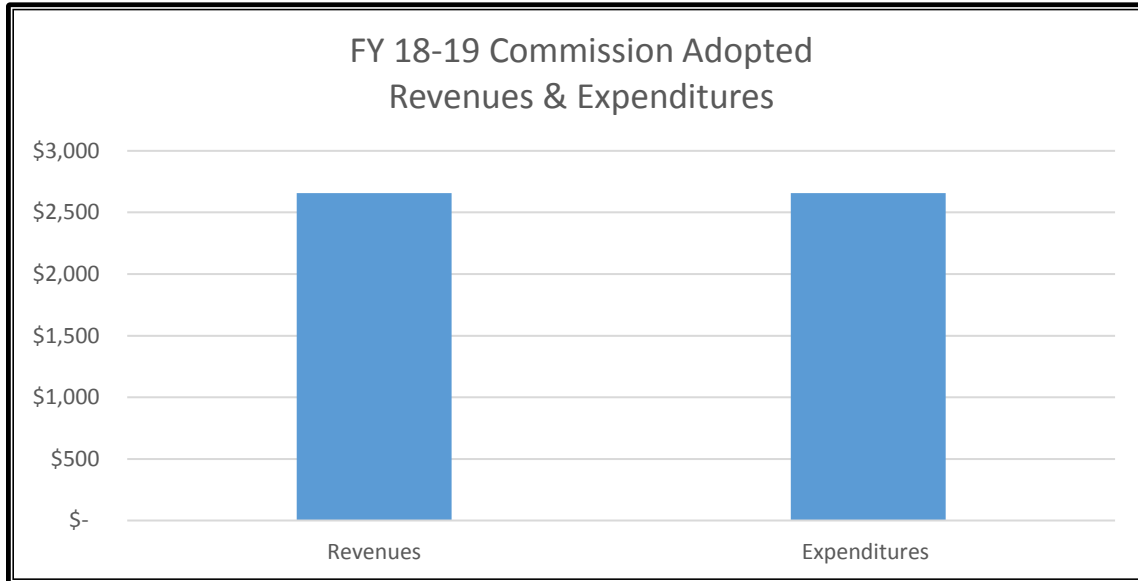
City of Kingsville, TX

# Grant Funds Account Summary

For Fiscal: 10/2017-09/2018 Period Ending: 09/30/2018

	2016 Total Activity	2017 Total Activity	2018 Original Budget	2018 Total Budget (Amended)	2018 YTD Activity	Defined Budgets 2018 Expected Annual	2019 City Manager Proposed	2019 City Commission Adopted	
<b>Fund: 009 - LAW ENF OFF STAND-POLICE</b>									
<b>Department : 210 - Police</b>									
<b>AcctType: 4 - Revenue</b>									
<b>Division: 2100 - Police</b>									
<a href="#">009-4-2100-72010</a>	State Grants	875.00	3,280.00	0.00	0.00	910.00	4,910.00	0.00	0.00
	<b>Division: 2100 - Police Total:</b>	<b>875.00</b>	<b>3,280.00</b>	<b>0.00</b>	<b>0.00</b>	<b>910.00</b>	<b>4,910.00</b>	<b>0.00</b>	<b>0.00</b>
	<b>AcctType: 4 - Revenue Total:</b>	<b>875.00</b>	<b>3,280.00</b>	<b>0.00</b>	<b>0.00</b>	<b>910.00</b>	<b>4,910.00</b>	<b>0.00</b>	<b>0.00</b>
<b>AcctType: 5 - Expense</b>									
<b>Division: 2100 - Police</b>									
<b>Category: 30 - Services</b>									
<a href="#">009-5-2100-31600</a>	Training & Travel	0.00	2,405.00	0.00	0.00	0.00	4,000.00	0.00	0.00
<a href="#">009-5-2100-33100</a>	Subscriptions	875.00	875.00	0.00	0.00	910.00	910.00	0.00	0.00
	<b>Category: 30 - Services Total:</b>	<b>875.00</b>	<b>3,280.00</b>	<b>0.00</b>	<b>0.00</b>	<b>910.00</b>	<b>4,910.00</b>	<b>0.00</b>	<b>0.00</b>
	<b>Division: 2100 - Police Total:</b>	<b>875.00</b>	<b>3,280.00</b>	<b>0.00</b>	<b>0.00</b>	<b>910.00</b>	<b>4,910.00</b>	<b>0.00</b>	<b>0.00</b>
	<b>AcctType: 5 - Expense Total:</b>	<b>875.00</b>	<b>3,280.00</b>	<b>0.00</b>	<b>0.00</b>	<b>910.00</b>	<b>4,910.00</b>	<b>0.00</b>	<b>0.00</b>
	<b>Department : 210 - Police Surplus (Deficit):</b>	<b>0.00</b>	<b>0.00</b>	<b>0.00</b>	<b>0.00</b>	<b>0.00</b>	<b>0.00</b>	<b>0.00</b>	<b>0.00</b>
<b>Department : 690 - Fund Expense/Transfer</b>									
<b>AcctType: 5 - Expense</b>									
<b>Division: 6900 - Fund Expense/Transfer</b>									
<b>Category: 80 - Transfers Out</b>									
<a href="#">009-5-6900-80001</a>	Transfer To Fund 001	0.00	0.00	0.00	0.00	0.00	0.00	0.00	0.00
	<b>Category: 80 - Transfers Out Total:</b>	<b>0.00</b>	<b>0.00</b>	<b>0.00</b>	<b>0.00</b>	<b>0.00</b>	<b>0.00</b>	<b>0.00</b>	<b>0.00</b>
	<b>Division: 6900 - Fund Expense/Transfer Total:</b>	<b>0.00</b>	<b>0.00</b>	<b>0.00</b>	<b>0.00</b>	<b>0.00</b>	<b>0.00</b>	<b>0.00</b>	<b>0.00</b>
	<b>AcctType: 5 - Expense Total:</b>	<b>0.00</b>	<b>0.00</b>	<b>0.00</b>	<b>0.00</b>	<b>0.00</b>	<b>0.00</b>	<b>0.00</b>	<b>0.00</b>
	<b>Department : 690 - Fund Expense/Transfer Total:</b>	<b>0.00</b>	<b>0.00</b>	<b>0.00</b>	<b>0.00</b>	<b>0.00</b>	<b>0.00</b>	<b>0.00</b>	<b>0.00</b>
	<b>Total Revenues</b>	<b>875.00</b>	<b>3,280.00</b>	<b>0.00</b>	<b>0.00</b>	<b>910.00</b>	<b>4,910.00</b>	<b>0.00</b>	<b>0.00</b>
	<b>Total Expenses</b>	<b>875.00</b>	<b>3,280.00</b>	<b>0.00</b>	<b>0.00</b>	<b>910.00</b>	<b>4,910.00</b>	<b>0.00</b>	<b>0.00</b>
	<b>Fund: 009 - LAW ENF OFF STAND-POLICE Surplus (Deficit):</b>	<b>0.00</b>	<b>0.00</b>	<b>0.00</b>	<b>0.00</b>	<b>0.00</b>	<b>0.00</b>	<b>0.00</b>	<b>0.00</b>

# FUND 010 – LAW END OFF STAND – FIRE FUND SUMMARY



	<b>FY 18-19 Adopted Budget</b>
Revenues	\$2,656
Expenditures	2,656
Net Revenues over (under) Expenditures	<u>\$0</u>
 <b><u>Fund Balance</u></b>	
Beginning Fund Balance - (Unaudited)	\$0
Budgeted Revenues	2,656
Budgeted Expenditures	2,656
Estimated Ending Fund Balance 09/30/19	<u>\$0</u>

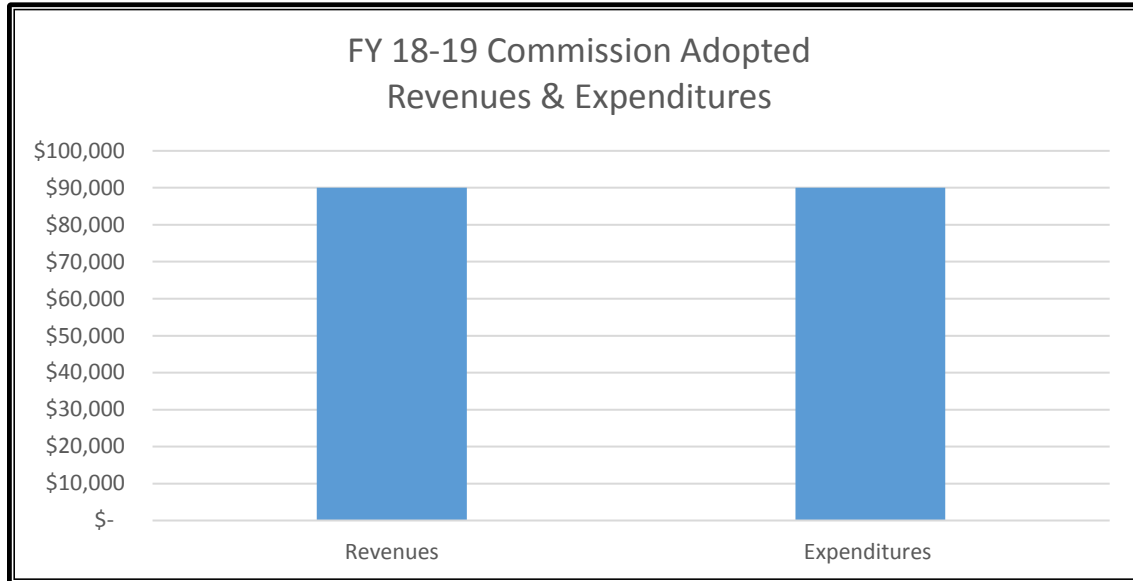
Grant Funds

For Fiscal: 10/2017-09/2018 Period Ending: 09/30/2018

		2016	2017	2018	2018	2018	Defined Budgets		2019	2019
		Total Activity	Total Activity	Original Budget	Total Budget (Amended)	YTD Activity	2018	2018	City Manager	City Commission
							Expected Annual	Proposed	Adopted	
<b>Fund: 010 - LAW END OFF STAND-FIRE</b>										
<b>Department : 220 - Fire</b>										
<b>AcctType: 4 - Revenue</b>										
<b>Division: 2200 - Fire</b>										
<a href="#">010-4-2200-72000</a>	State Grants	0.00	0.00	0.00	0.00	0.00	0.00		2,656.00	2,656.00
<b>Budget Detail</b>										
<b>Budget Code</b>	<b>Description</b>	<b>Units</b>	<b>Price</b>	<b>Amount</b>						
City Commission	Peace Officer Allocation Balance	0.00	0.00	-2,656.00						
	<b>Division: 2200 - Fire Total:</b>	<b>0.00</b>	<b>0.00</b>	<b>0.00</b>	<b>0.00</b>	<b>0.00</b>	<b>0.00</b>		<b>2,656.00</b>	<b>2,656.00</b>
	<b>AcctType: 4 - Revenue Total:</b>	<b>0.00</b>	<b>0.00</b>	<b>0.00</b>	<b>0.00</b>	<b>0.00</b>	<b>0.00</b>		<b>2,656.00</b>	<b>2,656.00</b>
<b>AcctType: 5 - Expense</b>										
<b>Division: 2200 - Fire</b>										
<b>Category: 30 - Services</b>										
<a href="#">010-5-2200-31600</a>	Training & Travel	0.00	0.00	0.00	0.00	0.00	0.00		2,656.00	2,656.00
<b>Budget Detail</b>										
<b>Budget Code</b>	<b>Description</b>	<b>Units</b>	<b>Price</b>	<b>Amount</b>						
City Commission	Peace Officer Allocation	0.00	0.00	2,656.00						
	<b>Category: 30 - Services Total:</b>	<b>0.00</b>	<b>0.00</b>	<b>0.00</b>	<b>0.00</b>	<b>0.00</b>	<b>0.00</b>		<b>2,656.00</b>	<b>2,656.00</b>
	<b>Division: 2200 - Fire Total:</b>	<b>0.00</b>	<b>0.00</b>	<b>0.00</b>	<b>0.00</b>	<b>0.00</b>	<b>0.00</b>		<b>2,656.00</b>	<b>2,656.00</b>
	<b>AcctType: 5 - Expense Total:</b>	<b>0.00</b>	<b>0.00</b>	<b>0.00</b>	<b>0.00</b>	<b>0.00</b>	<b>0.00</b>		<b>2,656.00</b>	<b>2,656.00</b>
	<b>Department : 220 - Fire Surplus (Deficit):</b>	<b>0.00</b>	<b>0.00</b>	<b>0.00</b>	<b>0.00</b>	<b>0.00</b>	<b>0.00</b>		<b>0.00</b>	<b>0.00</b>
<b>Department : 690 - Fund Expense/Transfer</b>										
<b>AcctType: 5 - Expense</b>										
<b>Division: 6900 - Fund Expense/Transfer</b>										
<b>Category: 80 - Transfers Out</b>										
<a href="#">010-5-6900-80001</a>	Transfer To Fund 001	0.00	0.00	0.00	0.00	0.00	0.00		0.00	0.00
	<b>Category: 80 - Transfers Out Total:</b>	<b>0.00</b>	<b>0.00</b>	<b>0.00</b>	<b>0.00</b>	<b>0.00</b>	<b>0.00</b>		<b>0.00</b>	<b>0.00</b>
	<b>Division: 6900 - Fund Expense/Transfer Total:</b>	<b>0.00</b>	<b>0.00</b>	<b>0.00</b>	<b>0.00</b>	<b>0.00</b>	<b>0.00</b>		<b>0.00</b>	<b>0.00</b>
	<b>AcctType: 5 - Expense Total:</b>	<b>0.00</b>	<b>0.00</b>	<b>0.00</b>	<b>0.00</b>	<b>0.00</b>	<b>0.00</b>		<b>0.00</b>	<b>0.00</b>
	<b>Department : 690 - Fund Expense/Transfer Total:</b>	<b>0.00</b>	<b>0.00</b>	<b>0.00</b>	<b>0.00</b>	<b>0.00</b>	<b>0.00</b>		<b>0.00</b>	<b>0.00</b>
	<b>Total Revenues</b>	<b>0.00</b>	<b>0.00</b>	<b>0.00</b>	<b>0.00</b>	<b>0.00</b>	<b>0.00</b>		<b>2,656.00</b>	<b>2,656.00</b>
	<b>Total Expenses</b>	<b>0.00</b>	<b>0.00</b>	<b>0.00</b>	<b>0.00</b>	<b>0.00</b>	<b>0.00</b>		<b>2,656.00</b>	<b>2,656.00</b>
	<b>Fund: 010 - LAW END OFF STAND-FIRE Surplus (Deficit):</b>	<b>0.00</b>	<b>0.00</b>	<b>0.00</b>	<b>0.00</b>	<b>0.00</b>	<b>0.00</b>		<b>0.00</b>	<b>0.00</b>

# FUND 016 – PD – STONEGARDEN

## FUND SUMMARY



	<b>FY 18-19 Adopted Budget</b>
Revenues	\$90,000
Expenditures	90,000
Net Revenues over (under) Expenditures	<u>\$0</u>
 <b><u>Fund Balance</u></b>	
Beginning Fund Balance - (Unaudited)	\$0
Budgeted Revenues	90,000
Budgeted Expenditures	90,000
Estimated Ending Fund Balance 09/30/19	<u>\$0</u>

Grant Funds

For Fiscal: 10/2017-09/2018 Period Ending: 09/30/2018

		2016	2017	2018	2018	2018	Defined Budgets		2019	2019
		Total Activity	Total Activity	Original Budget	Total Budget (Amended)	YTD Activity	2018 Expected Annual	2019 City Manager Proposed	2019 City Commission Adopted	
<b>Fund: 016 - PD - STONEGARDEN</b>										
Department : 210 - Police										
AcctType: 4 - Revenue										
Division: 2100 - Police										
<a href="#">016-4-2100-72005</a>	Federal Grants	0.00	112,721.56	0.00	295,028.00	139,610.59	198,823.00	90,000.00	90,000.00	
<b>Budget Detail</b>										
<b>Budget Code</b>	<b>Description</b>	<b>Units</b>	<b>Price</b>	<b>Amount</b>						
City Commission	OPSG 2017 3194303	0.00	0.00	-90,000.00						
<a href="#">016-4-2100-72021</a>	State Grants-PD	4,377.11	0.00	0.00	0.00	0.00	0.00	0.00	0.00	
<b>Division: 2100 - Police Total:</b>		<b>4,377.11</b>	<b>112,721.56</b>	<b>0.00</b>	<b>295,028.00</b>	<b>139,610.59</b>	<b>198,823.00</b>	<b>90,000.00</b>	<b>90,000.00</b>	
<b>AcctType: 4 - Revenue Total:</b>		<b>4,377.11</b>	<b>112,721.56</b>	<b>0.00</b>	<b>295,028.00</b>	<b>139,610.59</b>	<b>198,823.00</b>	<b>90,000.00</b>	<b>90,000.00</b>	
<b>AcctType: 5 - Expense</b>										
Division: 2100 - Police										
Category: 10 - Personnel Services										
<a href="#">016-5-2100-11200</a>	Overtime	0.00	0.00	0.00	0.00	0.00	0.00	0.00	0.00	
<a href="#">016-5-2100-11215</a>	Overtime-2012-PD-Stonegarden	0.00	0.00	0.00	0.00	0.00	0.00	0.00	0.00	
<a href="#">016-5-2100-11216</a>	Overtime-2013-PD-Stonegarden	0.00	0.00	0.00	0.00	0.00	0.00	0.00	0.00	
<a href="#">016-5-2100-11218</a>	Overtime-2015-PD-Stonegarden	3,740.48	43,612.62	0.00	3,765.00	3,764.76	3,765.00	0.00	0.00	
<a href="#">016-5-2100-11219</a>	Overtime-2017-PD-Stonegarden	0.00	0.00	0.00	80,523.00	0.00	0.00	90,000.00	90,000.00	
<b>Budget Detail</b>										
<b>Budget Code</b>	<b>Description</b>	<b>Units</b>	<b>Price</b>	<b>Amount</b>						
City Commission	OPSG 2017 3194303	0.00	0.00	90,000.00						
<a href="#">016-5-2100-11221</a>	Overtime-2018-PD-Stonegarden	0.00	0.00	0.00	0.00	0.00	0.00	0.00	0.00	
<a href="#">016-5-2100-11222</a>	Overtime-2016-PD-Stonegarden	0.00	0.00	0.00	116,918.00	114,356.10	116,918.00	0.00	0.00	
<a href="#">016-5-2100-11415</a>	TMRS-2012-PD-Stonegarden	0.00	0.00	0.00	0.00	0.00	0.00	0.00	0.00	
<a href="#">016-5-2100-11416</a>	TMRS-2013-Stonegarden	0.00	0.00	0.00	0.00	0.00	0.00	0.00	0.00	
<a href="#">016-5-2100-11418</a>	TMRS-2015-Stonegarden	350.48	4,049.79	0.00	343.00	342.34	343.00	0.00	0.00	
<a href="#">016-5-2100-11419</a>	TMRS - 2017 - Stonegarden	0.00	0.00	0.00	8,471.00	0.00	0.00	0.00	0.00	
<a href="#">016-5-2100-11422</a>	TMRS-2016-Stonegarden	0.00	0.00	0.00	12,299.00	10,080.90	12,299.00	0.00	0.00	
<a href="#">016-5-2100-11515</a>	FICA-2012-PD-Stonegarden	0.00	0.00	0.00	0.00	0.00	0.00	0.00	0.00	
<a href="#">016-5-2100-11516</a>	FICA-2013-Stonegarden	0.00	0.00	0.00	0.00	0.00	0.00	0.00	0.00	
<a href="#">016-5-2100-11518</a>	FICA-2015-Stonegarden	286.15	3,344.35	0.00	131.00	291.64	292.00	0.00	0.00	
<a href="#">016-5-2100-11519</a>	FICA-2017-Stonegarden	0.00	0.00	0.00	7,372.00	0.00	0.00	0.00	0.00	



Grant Funds

For Fiscal: 10/2017-09/2018 Period Ending: 09/30/2018

		Defined Budgets								
		2016	2017	2018	2018	2018	2018	2019	2019	
		Total Activity	Total Activity	Original Budget	Total Budget (Amended)	YTD Activity	Expected Annual	City Manager Proposed	City Commission Adopted	
<a href="#">016-5-2100-11522</a>	FICA-2016-Stonegarden	0.00	0.00	0.00	10,704.00	8,757.45	10,704.00	0.00	0.00	
<b>Category: 10 - Personnel Services Total:</b>		<b>4,377.11</b>	<b>51,006.76</b>	<b>0.00</b>	<b>240,526.00</b>	<b>137,593.19</b>	<b>144,321.00</b>	<b>90,000.00</b>	<b>90,000.00</b>	
<b>Category: 20 - Supplies</b>										
<a href="#">016-5-2100-21500</a>	Motor Oil & Gas	0.00	0.00	0.00	14,962.00	2,017.40	14,962.00	0.00	0.00	
<a href="#">016-5-2100-21501</a>	Mileage	0.00	0.00	0.00	0.00	0.00	0.00	0.00	0.00	
<a href="#">016-5-2100-21514</a>	Mileage-2013-PD-Stonegarden	0.00	0.00	0.00	0.00	0.00	0.00	0.00	0.00	
<a href="#">016-5-2100-21515</a>	Mileage-2012-PD-Stonegarden	0.00	0.00	0.00	0.00	0.00	0.00	0.00	0.00	
<a href="#">016-5-2100-21700</a>	Minor Equip/Furniture	0.00	30,214.80	0.00	39,540.00	0.00	39,540.00	0.00	0.00	
<b>Category: 20 - Supplies Total:</b>		<b>0.00</b>	<b>30,214.80</b>	<b>0.00</b>	<b>54,502.00</b>	<b>2,017.40</b>	<b>54,502.00</b>	<b>0.00</b>	<b>0.00</b>	
<b>Category: 70 - Capital Outlay</b>										
<a href="#">016-5-2100-71114</a>	Vehicle-2014-PD Stonegarden	0.00	0.00	0.00	0.00	0.00	0.00	0.00	0.00	
<a href="#">016-5-2100-71200</a>	Machinery/Equipment	0.00	31,500.00	0.00	0.00	0.00	0.00	0.00	0.00	
<b>Category: 70 - Capital Outlay Total:</b>		<b>0.00</b>	<b>31,500.00</b>	<b>0.00</b>	<b>0.00</b>	<b>0.00</b>	<b>0.00</b>	<b>0.00</b>	<b>0.00</b>	
<b>Division: 2100 - Police Total:</b>		<b>4,377.11</b>	<b>112,721.56</b>	<b>0.00</b>	<b>295,028.00</b>	<b>139,610.59</b>	<b>198,823.00</b>	<b>90,000.00</b>	<b>90,000.00</b>	
<b>AcctType: 5 - Expense Total:</b>		<b>4,377.11</b>	<b>112,721.56</b>	<b>0.00</b>	<b>295,028.00</b>	<b>139,610.59</b>	<b>198,823.00</b>	<b>90,000.00</b>	<b>90,000.00</b>	
<b>Department : 210 - Police Surplus (Deficit):</b>		<b>0.00</b>	<b>0.00</b>	<b>0.00</b>	<b>0.00</b>	<b>0.00</b>	<b>0.00</b>	<b>0.00</b>	<b>0.00</b>	
<b>Department : 233 - Task Force</b>										
<b>AcctType: 4 - Revenue</b>										
<b>Division: 2330 - State Forfeiture Exp</b>										
<a href="#">016-4-2330-72022</a>	State Grants-TF	70,228.80	0.00	0.00	0.00	0.00	0.00	0.00	0.00	
<b>Division: 2330 - State Forfeiture Exp Total:</b>		<b>70,228.80</b>	<b>0.00</b>	<b>0.00</b>	<b>0.00</b>	<b>0.00</b>	<b>0.00</b>	<b>0.00</b>	<b>0.00</b>	
<b>AcctType: 4 - Revenue Total:</b>		<b>70,228.80</b>	<b>0.00</b>	<b>0.00</b>	<b>0.00</b>	<b>0.00</b>	<b>0.00</b>	<b>0.00</b>	<b>0.00</b>	
<b>AcctType: 5 - Expense</b>										
<b>Division: 2330 - State Forfeiture Exp</b>										
<b>Category: 10 - Personnel Services</b>										
<a href="#">016-5-2330-11215</a>	Overtime-2012-TF-Stonegarden	0.00	0.00	0.00	0.00	0.00	0.00	0.00	0.00	
<a href="#">016-5-2330-11216</a>	Overtime-2013-Stonegarden	0.00	0.00	0.00	0.00	0.00	0.00	0.00	0.00	
<a href="#">016-5-2330-11217</a>	Overtime-2014-Stonegarden	25,953.55	0.00	0.00	0.00	0.00	0.00	0.00	0.00	
<a href="#">016-5-2330-11415</a>	TMRS-2012-TF-Stonegarden	0.00	0.00	0.00	0.00	0.00	0.00	0.00	0.00	
<a href="#">016-5-2330-11416</a>	TMRS-2013-Stonegarden	0.00	0.00	0.00	0.00	0.00	0.00	0.00	0.00	
<a href="#">016-5-2330-11417</a>	TMRS-2014-Stonegarden	2,671.37	0.00	0.00	0.00	0.00	0.00	0.00	0.00	
<a href="#">016-5-2330-11511</a>	FICA-2010-TF-Stonegarden	0.00	0.00	0.00	0.00	0.00	0.00	0.00	0.00	
<a href="#">016-5-2330-11513</a>	FICA-2011-TF-Stonegarden	0.00	0.00	0.00	0.00	0.00	0.00	0.00	0.00	

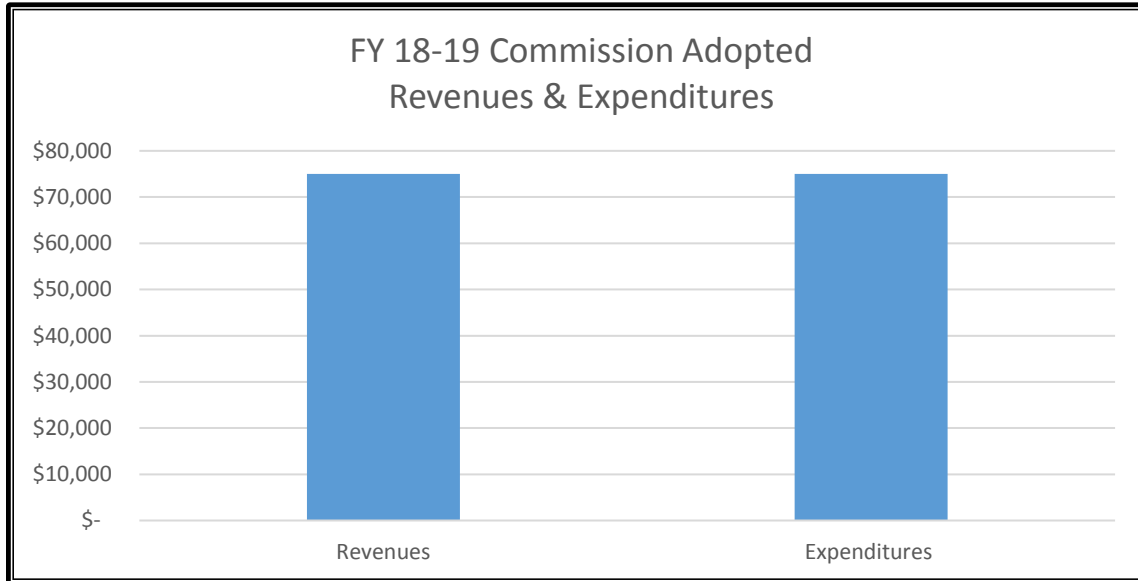
Grant Funds

For Fiscal: 10/2017-09/2018 Period Ending: 09/30/2018

		Defined Budgets							
		2016	2017	2018	2018	2018	2018	2019	2019
		Total Activity	Total Activity	Original Budget	Total Budget (Amended)	YTD Activity	Expected Annual	City Manager Proposed	City Commission Adopted
<a href="#">016-5-2330-11515</a>	FICA-2012-TF-Stonegarden	0.00	0.00	0.00	0.00	0.00	0.00	0.00	0.00
<a href="#">016-5-2330-11516</a>	FICA-2013-Stonegarden	0.00	0.00	0.00	0.00	0.00	0.00	0.00	0.00
<a href="#">016-5-2330-11517</a>	FICA-2014-Stonegarden	1,985.44	0.00	0.00	0.00	0.00	0.00	0.00	0.00
<b>Category: 10 - Personnel Services Total:</b>		<b>30,610.36</b>	<b>0.00</b>	<b>0.00</b>	<b>0.00</b>	<b>0.00</b>	<b>0.00</b>	<b>0.00</b>	<b>0.00</b>
<b>Category: 20 - Supplies</b>									
<a href="#">016-5-2330-21514</a>	Mileage-2013 TF Stonegarden	0.00	0.00	0.00	0.00	0.00	0.00	0.00	0.00
<a href="#">016-5-2330-21515</a>	Mileage-2012-TF-Stonegarden	0.00	0.00	0.00	0.00	0.00	0.00	0.00	0.00
<a href="#">016-5-2330-21516</a>	Mileage-2014-Stonegarden	4,120.89	0.00	0.00	0.00	0.00	0.00	0.00	0.00
<a href="#">016-5-2330-21700</a>	Minor Equip/Furniture	0.00	0.00	0.00	0.00	0.00	0.00	0.00	0.00
<a href="#">016-5-2330-21755</a>	Minor Eq-2012-TF-Stonegarden	0.00	0.00	0.00	0.00	0.00	0.00	0.00	0.00
<a href="#">016-5-2330-21756</a>	Minor Eq-2013-TF Stonegarden	0.00	0.00	0.00	0.00	0.00	0.00	0.00	0.00
<a href="#">016-5-2330-21757</a>	Minor Eq-2014-Stonegarden	35,497.55	0.00	0.00	0.00	0.00	0.00	0.00	0.00
<b>Category: 20 - Supplies Total:</b>		<b>39,618.44</b>	<b>0.00</b>	<b>0.00</b>	<b>0.00</b>	<b>0.00</b>	<b>0.00</b>	<b>0.00</b>	<b>0.00</b>
<b>Category: 70 - Capital Outlay</b>									
<a href="#">016-5-2330-71100</a>	Vehicle	0.00	0.00	0.00	0.00	0.00	0.00	0.00	0.00
<b>Category: 70 - Capital Outlay Total:</b>		<b>0.00</b>	<b>0.00</b>	<b>0.00</b>	<b>0.00</b>	<b>0.00</b>	<b>0.00</b>	<b>0.00</b>	<b>0.00</b>
<b>Division: 2330 - State Forfeiture Exp Total:</b>		<b>70,228.80</b>	<b>0.00</b>	<b>0.00</b>	<b>0.00</b>	<b>0.00</b>	<b>0.00</b>	<b>0.00</b>	<b>0.00</b>
<b>AcctType: 5 - Expense Total:</b>		<b>70,228.80</b>	<b>0.00</b>	<b>0.00</b>	<b>0.00</b>	<b>0.00</b>	<b>0.00</b>	<b>0.00</b>	<b>0.00</b>
<b>Department : 233 - Task Force Surplus (Deficit):</b>		<b>0.00</b>	<b>0.00</b>	<b>0.00</b>	<b>0.00</b>	<b>0.00</b>	<b>0.00</b>	<b>0.00</b>	<b>0.00</b>
<b>Total Revenues</b>		<b>74,605.91</b>	<b>112,721.56</b>	<b>0.00</b>	<b>295,028.00</b>	<b>139,610.59</b>	<b>198,823.00</b>	<b>90,000.00</b>	<b>90,000.00</b>
<b>Total Expenses</b>		<b>74,605.91</b>	<b>112,721.56</b>	<b>0.00</b>	<b>295,028.00</b>	<b>139,610.59</b>	<b>198,823.00</b>	<b>90,000.00</b>	<b>90,000.00</b>
<b>Fund: 016 - PD - STONEGARDEN Surplus (Deficit):</b>		<b>0.00</b>	<b>0.00</b>	<b>0.00</b>	<b>0.00</b>	<b>0.00</b>	<b>0.00</b>	<b>0.00</b>	<b>0.00</b>

# FUND 017 – PD GRANT

## BORDER STAR – LBSP FUND SUMMARY



	<b>FY 18-19 Adopted Budget</b>
Revenues	\$75,000
Expenditures	75,000
Net Revenues over (under) Expenditures	<u>\$0</u>
 <b><u>Fund Balance</u></b>	
Beginning Fund Balance - (Unaudited)	\$0
Budgeted Revenues	75,000
Budgeted Expenditures	75,000
Estimated Ending Fund Balance 09/30/19	<u>\$0</u>

Grant Funds

For Fiscal: 10/2017-09/2018 Period Ending: 09/30/2018

		2016	2017	2018	2018	Defined Budgets		2019	2019
		Total Activity	Total Activity	Original Budget	Total Budget (Amended)	2018 YTD Activity	2018 Expected Annual	City Manager Proposed	City Commission Adopted
<b>Fund: 017 - PD GRANT BORDER STAR-LBSP</b>									
Department : 000 - Non-Departmental									
AcctType: 4 - Revenue									
Division: 0000 - Non-Departmental									
<a href="#">017-4-0000-72010</a>	State Grants	64,479.43	37,052.10	75,000.00	89,539.00	82,509.94	89,587.00	75,000.00	75,000.00
<b>Budget Detail</b>									
<b>Budget Code</b>	<b>Description</b>	<b>Units</b>	<b>Price</b>	<b>Amount</b>					
City Commission	LBSP 2994104 09/1/18 - 08/31/19	0.00	0.00	-75,000.00					
<b>Division: 0000 - Non-Departmental Total:</b>		<b>64,479.43</b>	<b>37,052.10</b>	<b>75,000.00</b>	<b>89,539.00</b>	<b>82,509.94</b>	<b>89,587.00</b>	<b>75,000.00</b>	<b>75,000.00</b>
<b>AcctType: 4 - Revenue Total:</b>		<b>64,479.43</b>	<b>37,052.10</b>	<b>75,000.00</b>	<b>89,539.00</b>	<b>82,509.94</b>	<b>89,587.00</b>	<b>75,000.00</b>	<b>75,000.00</b>
<b>Department : 000 - Non-Departmental Total:</b>		<b>64,479.43</b>	<b>37,052.10</b>	<b>75,000.00</b>	<b>89,539.00</b>	<b>82,509.94</b>	<b>89,587.00</b>	<b>75,000.00</b>	<b>75,000.00</b>
<b>Department : 210 - Police</b>									
AcctType: 4 - Revenue									
Division: 2100 - Police									
<a href="#">017-4-2100-72010</a>	State Grants	0.00	0.00	0.00	0.00	0.00	0.00	0.00	0.00
<b>Division: 2100 - Police Total:</b>		<b>0.00</b>	<b>0.00</b>	<b>0.00</b>	<b>0.00</b>	<b>0.00</b>	<b>0.00</b>	<b>0.00</b>	<b>0.00</b>
<b>AcctType: 4 - Revenue Total:</b>		<b>0.00</b>	<b>0.00</b>	<b>0.00</b>	<b>0.00</b>	<b>0.00</b>	<b>0.00</b>	<b>0.00</b>	<b>0.00</b>
<b>AcctType: 5 - Expense</b>									
Division: 2100 - Police									
Category: 10 - Personnel Services									
<a href="#">017-5-2100-11201</a>	Overtime - PD-Borderstar	55,101.19	31,681.20	75,000.00	78,997.11	76,122.80	76,000.00	75,000.00	75,000.00
<b>Budget Detail</b>									
<b>Budget Code</b>	<b>Description</b>	<b>Units</b>	<b>Price</b>	<b>Amount</b>					
City Commission	LBSP 2994104	0.00	0.00	75,000.00					
<a href="#">017-5-2100-11400</a>	Retirement - TMRS	5,163.07	2,947.29	0.00	5,675.35	6,773.51	7,276.00	0.00	0.00
<a href="#">017-5-2100-11500</a>	FICA	4,215.17	2,423.61	0.00	4,866.54	5,843.64	6,311.00	0.00	0.00
<b>Category: 10 - Personnel Services Total:</b>		<b>64,479.43</b>	<b>37,052.10</b>	<b>75,000.00</b>	<b>89,539.00</b>	<b>88,739.95</b>	<b>89,587.00</b>	<b>75,000.00</b>	<b>75,000.00</b>

Grant Funds

For Fiscal: 10/2017-09/2018 Period Ending: 09/30/2018

		Defined Budgets							
		2016	2017	2018	2018	2018	2018	2019	2019
		Total Activity	Total Activity	Original Budget	Total Budget (Amended)	YTD Activity	Expected Annual	City Manager Proposed	City Commission Adopted
<b>Category: 20 - Supplies</b>									
<a href="#">017-5-2100-21501</a>	Mileage	0.00	0.00	0.00	0.00	0.00	0.00	0.00	0.00
	<b>Category: 20 - Supplies Total:</b>	<b>0.00</b>	<b>0.00</b>	<b>0.00</b>	<b>0.00</b>	<b>0.00</b>	<b>0.00</b>	<b>0.00</b>	<b>0.00</b>
	<b>Division: 2100 - Police Total:</b>	<b>64,479.43</b>	<b>37,052.10</b>	<b>75,000.00</b>	<b>89,539.00</b>	<b>88,739.95</b>	<b>89,587.00</b>	<b>75,000.00</b>	<b>75,000.00</b>
	<b>AcctType: 5 - Expense Total:</b>	<b>64,479.43</b>	<b>37,052.10</b>	<b>75,000.00</b>	<b>89,539.00</b>	<b>88,739.95</b>	<b>89,587.00</b>	<b>75,000.00</b>	<b>75,000.00</b>
	<b>Department : 210 - Police Surplus (Deficit):</b>	<b>-64,479.43</b>	<b>-37,052.10</b>	<b>-75,000.00</b>	<b>-89,539.00</b>	<b>-88,739.95</b>	<b>-89,587.00</b>	<b>-75,000.00</b>	<b>-75,000.00</b>
	<b>Total Revenues</b>	<b>64,479.43</b>	<b>37,052.10</b>	<b>75,000.00</b>	<b>89,539.00</b>	<b>82,509.94</b>	<b>89,587.00</b>	<b>75,000.00</b>	<b>75,000.00</b>
	<b>Total Expenses</b>	<b>64,479.43</b>	<b>37,052.10</b>	<b>75,000.00</b>	<b>89,539.00</b>	<b>88,739.95</b>	<b>89,587.00</b>	<b>75,000.00</b>	<b>75,000.00</b>
	<b>Fund: 017 - PD GRANT BORDER STAR-LBSP Surplus (Deficit):</b>	<b>0.00</b>	<b>0.00</b>	<b>0.00</b>	<b>0.00</b>	<b>-6,230.01</b>	<b>0.00</b>	<b>0.00</b>	<b>0.00</b>





# FUND 019 – PD GRANT – JAG FUND SUMMARY

---

Presented for current year activity.

Grant Funds

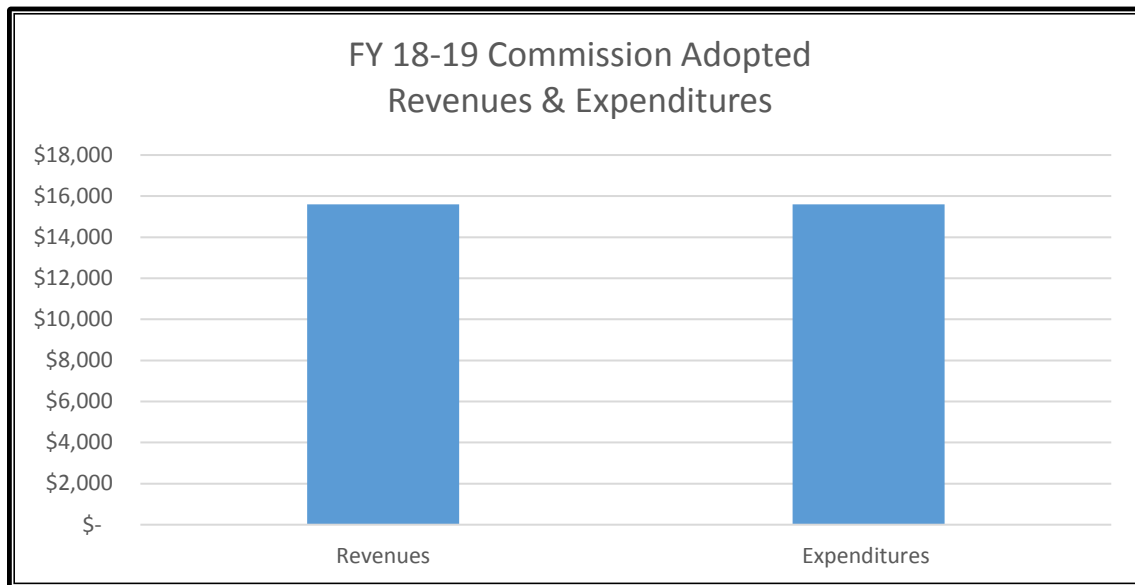
For Fiscal: 10/2017-09/2018 Period Ending: 09/30/2018

						Defined Budgets			
		2016	2017	2018	2018	2018	2018	2019	2019
		Total Activity	Total Activity	Original Budget	Total Budget (Amended)	YTD Activity	Expected Annual	City Manager Proposed	City Commission Adopted
<b>Fund: 019 - PD GRANT - JAG</b>									
Department : 000 - Non-Departmental									
AcctType: 4 - Revenue									
Division: 0000 - Non-Departmental									
<a href="#">019-4-0000-72005</a>	Federal Grants	0.00	0.00	0.00	32,000.00	27,052.80	32,000.00	0.00	0.00
<a href="#">019-4-0000-75001</a>	Transfer From Fund 001	0.00	0.00	0.00	18,000.00	18,000.00	18,000.00	0.00	0.00
<b>Division: 0000 - Non-Departmental Total:</b>		<b>0.00</b>	<b>0.00</b>	<b>0.00</b>	<b>50,000.00</b>	<b>45,052.80</b>	<b>50,000.00</b>	<b>0.00</b>	<b>0.00</b>
<b>AcctType: 4 - Revenue Total:</b>		<b>0.00</b>	<b>0.00</b>	<b>0.00</b>	<b>50,000.00</b>	<b>45,052.80</b>	<b>50,000.00</b>	<b>0.00</b>	<b>0.00</b>
<b>Department : 000 - Non-Departmental Total:</b>		<b>0.00</b>	<b>0.00</b>	<b>0.00</b>	<b>50,000.00</b>	<b>45,052.80</b>	<b>50,000.00</b>	<b>0.00</b>	<b>0.00</b>
<b>Department : 210 - Police</b>									
AcctType: 5 - Expense									
Division: 2100 - Police									
Category: 70 - Capital Outlay									
<a href="#">019-5-2100-71200</a>	Machinery/Equipment	0.00	0.00	0.00	50,000.00	45,052.80	50,000.00	0.00	0.00
<b>Category: 70 - Capital Outlay Total:</b>		<b>0.00</b>	<b>0.00</b>	<b>0.00</b>	<b>50,000.00</b>	<b>45,052.80</b>	<b>50,000.00</b>	<b>0.00</b>	<b>0.00</b>
<b>Division: 2100 - Police Total:</b>		<b>0.00</b>	<b>0.00</b>	<b>0.00</b>	<b>50,000.00</b>	<b>45,052.80</b>	<b>50,000.00</b>	<b>0.00</b>	<b>0.00</b>
<b>AcctType: 5 - Expense Total:</b>		<b>0.00</b>	<b>0.00</b>	<b>0.00</b>	<b>50,000.00</b>	<b>45,052.80</b>	<b>50,000.00</b>	<b>0.00</b>	<b>0.00</b>
<b>Department : 210 - Police Total:</b>		<b>0.00</b>	<b>0.00</b>	<b>0.00</b>	<b>50,000.00</b>	<b>45,052.80</b>	<b>50,000.00</b>	<b>0.00</b>	<b>0.00</b>
<b>Total Revenues</b>		<b>0.00</b>	<b>0.00</b>	<b>0.00</b>	<b>50,000.00</b>	<b>45,052.80</b>	<b>50,000.00</b>	<b>0.00</b>	<b>0.00</b>
<b>Total Expenses</b>		<b>0.00</b>	<b>0.00</b>	<b>0.00</b>	<b>50,000.00</b>	<b>45,052.80</b>	<b>50,000.00</b>	<b>0.00</b>	<b>0.00</b>
<b>Fund: 019 - PD GRANT - JAG Surplus (Deficit):</b>		<b>0.00</b>	<b>0.00</b>	<b>0.00</b>	<b>0.00</b>	<b>0.00</b>	<b>0.00</b>	<b>0.00</b>	<b>0.00</b>



# FUND 023– PD STEP GRANT

## FUND SUMMARY



		<b>FY 18-19 Adopted Budget</b>
Revenues		\$15,596
Expenditures		15,596
Net Revenues over (under) Expenditures		\$0
 <b><u>Fund Balance</u></b>		
Beginning Fund Balance - (Unaudited)		\$0
Budgeted Revenues	12,019	
Budgeted Transfers In	3,577	
Total Revenues		15,596
 Budgeted Expenditures		15,596
Estimated Ending Fund Balance 09/30/19		\$0

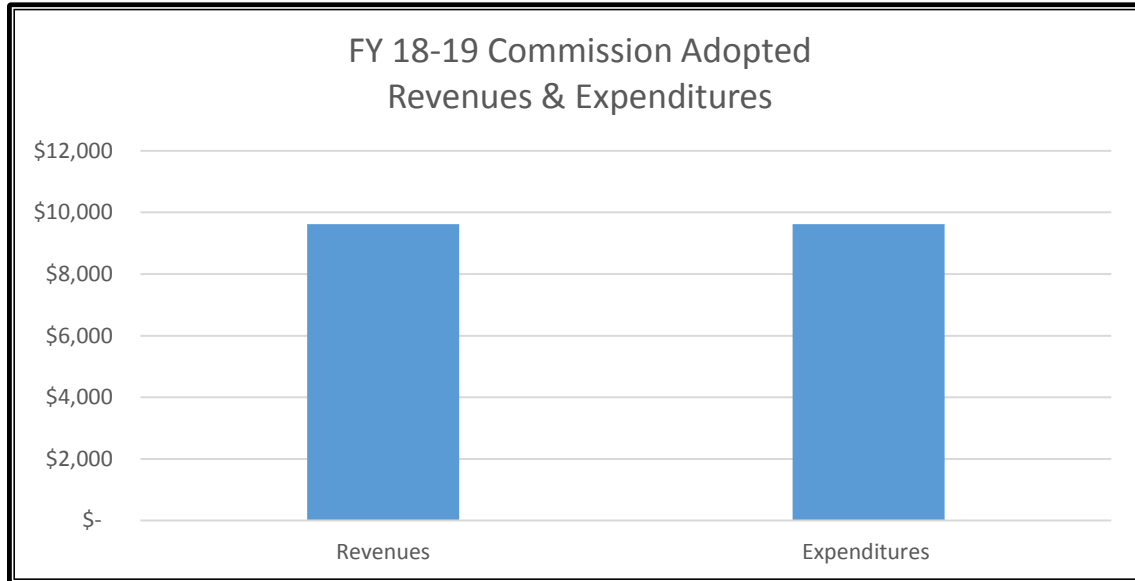
Grant Funds

For Fiscal: 10/2017-09/2018 Period Ending: 09/30/2018

					Defined Budgets							
					2018	2018	2018	2018	2019	2019		
					Total Activity	Total Activity	Original Budget	Total Budget (Amended)	YTD Activity	Expected Annual	City Manager Proposed	City Commission Adopted
<b>Fund: 023 - PD-STEP GRANT</b>												
<b>Department : 000 - Non-Departmental</b>												
<b>AcctType: 4 - Revenue</b>												
<b>Division: 0000 - Non-Departmental</b>												
<a href="#">023-4-0000-72010</a>	State Grants				0.00	0.00	0.00	0.00	0.00	0.00	12,019.00	12,019.00
<b>Budget Detail</b>												
<b>Budget Code</b>	<b>Description</b>	<b>Units</b>	<b>Price</b>	<b>Amount</b>								
City Commission	STEP Grant 2019-kingsvPD-S-1YG-00076	0.00	0.00	-12,019.00								
<a href="#">023-4-0000-75001</a>	Transfer From Fund 001				0.00	0.00	0.00	0.00	0.00	0.00	3,577.00	3,577.00
<b>Budget Detail</b>												
<b>Budget Code</b>	<b>Description</b>	<b>Units</b>	<b>Price</b>	<b>Amount</b>								
City Commission	Cash Match-STEP Grant 2019-kingsvPD-S-1YG-	0.00	0.00	-3,577.00								
<b>Division: 0000 - Non-Departmental Total:</b>					<b>0.00</b>	<b>0.00</b>	<b>0.00</b>	<b>0.00</b>	<b>0.00</b>	<b>0.00</b>	<b>15,596.00</b>	<b>15,596.00</b>
<b>AcctType: 4 - Revenue Total:</b>					<b>0.00</b>	<b>0.00</b>	<b>0.00</b>	<b>0.00</b>	<b>0.00</b>	<b>0.00</b>	<b>15,596.00</b>	<b>15,596.00</b>
<b>Department : 000 - Non-Departmental Total:</b>					<b>0.00</b>	<b>0.00</b>	<b>0.00</b>	<b>0.00</b>	<b>0.00</b>	<b>0.00</b>	<b>15,596.00</b>	<b>15,596.00</b>
<b>Department : 210 - Police</b>												
<b>AcctType: 5 - Expense</b>												
<b>Division: 2100 - Police</b>												
<b>Category: 10 - Personnel Services</b>												
<a href="#">023-5-2100-11200</a>	Overtime				0.00	0.00	0.00	0.00	0.00	0.00	15,596.00	15,596.00
<b>Budget Detail</b>												
<b>Budget Code</b>	<b>Description</b>	<b>Units</b>	<b>Price</b>	<b>Amount</b>								
City Commission	STEP Grant 2019-kingsvPD-S-1YG-00076	0.00	0.00	15,596.00								
<b>Category: 10 - Personnel Services Total:</b>					<b>0.00</b>	<b>0.00</b>	<b>0.00</b>	<b>0.00</b>	<b>0.00</b>	<b>0.00</b>	<b>15,596.00</b>	<b>15,596.00</b>
<b>Division: 2100 - Police Total:</b>					<b>0.00</b>	<b>0.00</b>	<b>0.00</b>	<b>0.00</b>	<b>0.00</b>	<b>0.00</b>	<b>15,596.00</b>	<b>15,596.00</b>
<b>AcctType: 5 - Expense Total:</b>					<b>0.00</b>	<b>0.00</b>	<b>0.00</b>	<b>0.00</b>	<b>0.00</b>	<b>0.00</b>	<b>15,596.00</b>	<b>15,596.00</b>
<b>Department : 210 - Police Total:</b>					<b>0.00</b>	<b>0.00</b>	<b>0.00</b>	<b>0.00</b>	<b>0.00</b>	<b>0.00</b>	<b>15,596.00</b>	<b>15,596.00</b>
<b>Total Revenues</b>					<b>0.00</b>	<b>0.00</b>	<b>0.00</b>	<b>0.00</b>	<b>0.00</b>	<b>0.00</b>	<b>15,596.00</b>	<b>15,596.00</b>
<b>Total Expenses</b>					<b>0.00</b>	<b>0.00</b>	<b>0.00</b>	<b>0.00</b>	<b>0.00</b>	<b>0.00</b>	<b>15,596.00</b>	<b>15,596.00</b>
<b>Fund: 023 - PD-STEP GRANT Surplus (Deficit):</b>					<b>0.00</b>	<b>0.00</b>	<b>0.00</b>	<b>0.00</b>	<b>0.00</b>	<b>0.00</b>	<b>0.00</b>	<b>0.00</b>

# FUND 027– EMS FUND

## FUND SUMMARY



	<b>FY 18-19 Adopted Budget</b>
Revenues	\$9,619
Expenditures	9,619
Net Revenues over (under) Expenditures	<u>\$0</u>
 <b><u>Fund Balance</u></b>	
Beginning Fund Balance - (Unaudited)	\$0
Budgeted Revenues	9,619
Budgeted Expenditures	9,619
Estimated Ending Fund Balance 09/30/19	<u>\$0</u>

Grant Funds

For Fiscal: 10/2017-09/2018 Period Ending: 09/30/2018

								Defined Budgets	
		2016	2017	2018	2018	2018	2018	2019	2019
		Total Activity	Total Activity	Original Budget	Total Budget (Amended)	YTD Activity	Expected Annual	City Manager Proposed	City Commission Adopted
<b>Fund: 027 - EMS FUND</b>									
<b>Department : 220 - Fire</b>									
<b>AcctType: 4 - Revenue</b>									
<b>Division: 2200 - Fire</b>									
<a href="#">027-4-2200-72010</a>	State Grants	0.00	0.00	0.00	0.00	0.00	0.00	9,619.00	9,619.00
<b>Division: 2200 - Fire Total:</b>		<b>0.00</b>	<b>0.00</b>	<b>0.00</b>	<b>0.00</b>	<b>0.00</b>	<b>0.00</b>	<b>9,619.00</b>	<b>9,619.00</b>
<b>AcctType: 4 - Revenue Total:</b>		<b>0.00</b>	<b>0.00</b>	<b>0.00</b>	<b>0.00</b>	<b>0.00</b>	<b>0.00</b>	<b>9,619.00</b>	<b>9,619.00</b>
<b>AcctType: 5 - Expense</b>									
<b>Division: 2200 - Fire</b>									
<b>Category: 20 - Supplies</b>									
<a href="#">027-5-2200-21100</a>	Supplies	0.00	0.00	0.00	0.00	0.00	0.00	0.00	0.00
<a href="#">027-5-2200-21700</a>	Minor Eq/Furniture	0.00	0.00	0.00	0.00	0.00	0.00	9,619.00	9,619.00
<a href="#">027-5-2200-22400</a>	Medical Supplies	0.00	0.00	0.00	0.00	0.00	0.00	0.00	0.00
<b>Category: 20 - Supplies Total:</b>		<b>0.00</b>	<b>0.00</b>	<b>0.00</b>	<b>0.00</b>	<b>0.00</b>	<b>0.00</b>	<b>9,619.00</b>	<b>9,619.00</b>
<b>Category: 30 - Services</b>									
<a href="#">027-5-2200-31600</a>	Training & Travel	0.00	0.00	0.00	0.00	0.00	0.00	0.00	0.00
<b>Category: 30 - Services Total:</b>		<b>0.00</b>	<b>0.00</b>	<b>0.00</b>	<b>0.00</b>	<b>0.00</b>	<b>0.00</b>	<b>0.00</b>	<b>0.00</b>
<b>Category: 40 - Repairs</b>									
<a href="#">027-5-2200-41100</a>	Vehicle Maintenance	0.00	0.00	0.00	0.00	0.00	0.00	0.00	0.00
<a href="#">027-5-2200-41400</a>	Equipment Maintenance	0.00	0.00	0.00	0.00	0.00	0.00	0.00	0.00
<b>Category: 40 - Repairs Total:</b>		<b>0.00</b>	<b>0.00</b>	<b>0.00</b>	<b>0.00</b>	<b>0.00</b>	<b>0.00</b>	<b>0.00</b>	<b>0.00</b>
<b>Division: 2200 - Fire Total:</b>		<b>0.00</b>	<b>0.00</b>	<b>0.00</b>	<b>0.00</b>	<b>0.00</b>	<b>0.00</b>	<b>9,619.00</b>	<b>9,619.00</b>
<b>AcctType: 5 - Expense Total:</b>		<b>0.00</b>	<b>0.00</b>	<b>0.00</b>	<b>0.00</b>	<b>0.00</b>	<b>0.00</b>	<b>9,619.00</b>	<b>9,619.00</b>
<b>Department : 220 - Fire Surplus (Deficit):</b>		<b>0.00</b>	<b>0.00</b>	<b>0.00</b>	<b>0.00</b>	<b>0.00</b>	<b>0.00</b>	<b>0.00</b>	<b>0.00</b>

Grant Funds

For Fiscal: 10/2017-09/2018 Period Ending: 09/30/2018

	2016 Total Activity	2017 Total Activity	2018 Original Budget	2018 Total Budget (Amended)	2018 YTD Activity	Defined Budgets		2019 City Manager Proposed	2019 City Commission Adopted
						2018 Expected Annual			
Department : 690 - Fund Expense/Transfer AcctType: 5 - Expense Division: 6900 - Fund Expense/Transfer Category: 80 - Transfers Out									
<a href="#">027-5-6900-80001</a>									
Transfer To Fund 001	0.00	0.00	0.00	0.00	0.00	0.00	0.00	0.00	0.00
<b>Category: 80 - Transfers Out Total:</b>	<b>0.00</b>	<b>0.00</b>	<b>0.00</b>	<b>0.00</b>	<b>0.00</b>	<b>0.00</b>	<b>0.00</b>	<b>0.00</b>	<b>0.00</b>
<b>Division: 6900 - Fund Expense/Transfer Total:</b>	<b>0.00</b>	<b>0.00</b>	<b>0.00</b>	<b>0.00</b>	<b>0.00</b>	<b>0.00</b>	<b>0.00</b>	<b>0.00</b>	<b>0.00</b>
<b>AcctType: 5 - Expense Total:</b>	<b>0.00</b>	<b>0.00</b>	<b>0.00</b>	<b>0.00</b>	<b>0.00</b>	<b>0.00</b>	<b>0.00</b>	<b>0.00</b>	<b>0.00</b>
<b>Department : 690 - Fund Expense/Transfer Total:</b>	<b>0.00</b>	<b>0.00</b>	<b>0.00</b>	<b>0.00</b>	<b>0.00</b>	<b>0.00</b>	<b>0.00</b>	<b>0.00</b>	<b>0.00</b>
<b>Total Revenues</b>	<b>0.00</b>	<b>0.00</b>	<b>0.00</b>	<b>0.00</b>	<b>0.00</b>	<b>0.00</b>	<b>9,619.00</b>	<b>9,619.00</b>	<b>9,619.00</b>
<b>Total Expenses</b>	<b>0.00</b>	<b>0.00</b>	<b>0.00</b>	<b>0.00</b>	<b>0.00</b>	<b>0.00</b>	<b>9,619.00</b>	<b>9,619.00</b>	<b>9,619.00</b>
<b>Fund: 027 - EMS FUND Surplus (Deficit):</b>	<b>0.00</b>	<b>0.00</b>	<b>0.00</b>	<b>0.00</b>	<b>0.00</b>	<b>0.00</b>	<b>0.00</b>	<b>0.00</b>	<b>0.00</b>





# FUND 029 – JAG GRANT

## 2017-DJ-BX-0902 FUND SUMMARY

---

Presented for current year activity.

Grant Funds

For Fiscal: 10/2017-09/2018 Period Ending: 09/30/2018

						Defined Budgets			
		Total Activity	Total Activity	2018 Original Budget	2018 Total Budget (Amended)	2018 YTD Activity	2018 Expected Annual	2019 City Manager Proposed	2019 City Commission Adopted
<b>Fund: 029 - JAG GRANT 2017-DJ-BX-0902</b>									
<b>Department : 000 - Non-Departmental</b>									
<b>AcctType: 4 - Revenue</b>									
<b>Division: 0000 - Non-Departmental</b>									
<a href="#">029-4-0000-58002</a>	Contribution From County	0.00	0.00	0.00	838.00	747.72	838.00	0.00	0.00
<a href="#">029-4-0000-72005</a>	Federal Grants	0.00	0.00	0.00	10,320.00	0.00	10,320.00	0.00	0.00
<a href="#">029-4-0000-75001</a>	Transfer From Fund 001	0.00	0.00	0.00	60.00	60.00	60.00	0.00	0.00
<b>Division: 0000 - Non-Departmental Total:</b>		<b>0.00</b>	<b>0.00</b>	<b>0.00</b>	<b>11,218.00</b>	<b>807.72</b>	<b>11,218.00</b>	<b>0.00</b>	<b>0.00</b>
<b>AcctType: 4 - Revenue Total:</b>		<b>0.00</b>	<b>0.00</b>	<b>0.00</b>	<b>11,218.00</b>	<b>807.72</b>	<b>11,218.00</b>	<b>0.00</b>	<b>0.00</b>
<b>Department : 000 - Non-Departmental Total:</b>		<b>0.00</b>	<b>0.00</b>	<b>0.00</b>	<b>11,218.00</b>	<b>807.72</b>	<b>11,218.00</b>	<b>0.00</b>	<b>0.00</b>
<b>Department : 210 - Police</b>									
<b>AcctType: 5 - Expense</b>									
<b>Division: 2100 - Police</b>									
<b>Category: 20 - Supplies</b>									
<a href="#">029-5-2100-21700</a>	Minor Equipment	0.00	0.00	0.00	11,259.00	11,164.52	11,218.00	0.00	0.00
<b>Category: 20 - Supplies Total:</b>		<b>0.00</b>	<b>0.00</b>	<b>0.00</b>	<b>11,259.00</b>	<b>11,164.52</b>	<b>11,218.00</b>	<b>0.00</b>	<b>0.00</b>
<b>Division: 2100 - Police Total:</b>		<b>0.00</b>	<b>0.00</b>	<b>0.00</b>	<b>11,259.00</b>	<b>11,164.52</b>	<b>11,218.00</b>	<b>0.00</b>	<b>0.00</b>
<b>AcctType: 5 - Expense Total:</b>		<b>0.00</b>	<b>0.00</b>	<b>0.00</b>	<b>11,259.00</b>	<b>11,164.52</b>	<b>11,218.00</b>	<b>0.00</b>	<b>0.00</b>
<b>Department : 210 - Police Total:</b>		<b>0.00</b>	<b>0.00</b>	<b>0.00</b>	<b>11,259.00</b>	<b>11,164.52</b>	<b>11,218.00</b>	<b>0.00</b>	<b>0.00</b>
<b>Total Revenues</b>		<b>0.00</b>	<b>0.00</b>	<b>0.00</b>	<b>11,218.00</b>	<b>807.72</b>	<b>11,218.00</b>	<b>0.00</b>	<b>0.00</b>
<b>Total Expenses</b>		<b>0.00</b>	<b>0.00</b>	<b>0.00</b>	<b>11,259.00</b>	<b>11,164.52</b>	<b>11,218.00</b>	<b>0.00</b>	<b>0.00</b>
<b>Fund: 029 - JAG GRANT 2017-DJ-BX-0902 Surplus (Deficit):</b>		<b>0.00</b>	<b>0.00</b>	<b>0.00</b>	<b>-41.00</b>	<b>-10,356.80</b>	<b>0.00</b>	<b>0.00</b>	<b>0.00</b>





# FUND 030 – RED RIBBON DRUG AWARENESS FUND SUMMARY

Presented for current year activity.

Grant Funds

For Fiscal: 10/2017-09/2018 Period Ending: 09/30/2018

	2016 Total Activity	2017 Total Activity	2018 Original Budget	2018 Total Budget (Amended)	2018 YTD Activity	Defined Budgets		2019 City Manager Proposed	2019 City Commission Adopted
						2018 Expected Annual			
<b>Fund: 030 - RED RIBBON DRUG AWARENESS</b>									
Department : 210 - Police									
AcctType: 5 - Expense									
Division: 2100 - Police									
Category: 20 - Supplies									
<a href="#">030-5-2100-21100</a>									
Supplies	0.00	0.00	0.00	2,365.02	2,306.76	2,361.73		0.00	0.00
<b>Category: 20 - Supplies Total:</b>	<b>0.00</b>	<b>0.00</b>	<b>0.00</b>	<b>2,365.02</b>	<b>2,306.76</b>	<b>2,361.73</b>		<b>0.00</b>	<b>0.00</b>
<b>Division: 2100 - Police Total:</b>	<b>0.00</b>	<b>0.00</b>	<b>0.00</b>	<b>2,365.02</b>	<b>2,306.76</b>	<b>2,361.73</b>		<b>0.00</b>	<b>0.00</b>
<b>AcctType: 5 - Expense Total:</b>	<b>0.00</b>	<b>0.00</b>	<b>0.00</b>	<b>2,365.02</b>	<b>2,306.76</b>	<b>2,361.73</b>		<b>0.00</b>	<b>0.00</b>
<b>Department : 210 - Police Total:</b>	<b>0.00</b>	<b>0.00</b>	<b>0.00</b>	<b>2,365.02</b>	<b>2,306.76</b>	<b>2,361.73</b>		<b>0.00</b>	<b>0.00</b>
<b>Total Revenues</b>	<b>0.00</b>	<b>0.00</b>	<b>0.00</b>	<b>0.00</b>	<b>0.00</b>	<b>0.00</b>		<b>0.00</b>	<b>0.00</b>
<b>Total Expenses</b>	<b>0.00</b>	<b>0.00</b>	<b>0.00</b>	<b>2,365.02</b>	<b>2,306.76</b>	<b>2,361.73</b>		<b>0.00</b>	<b>0.00</b>
<b>Fund: 030 - RED RIBBON DRUG AWARENESS Total:</b>	<b>0.00</b>	<b>0.00</b>	<b>0.00</b>	<b>2,365.02</b>	<b>2,306.76</b>	<b>2,361.73</b>		<b>0.00</b>	<b>0.00</b>



# FUND 071 – FEMA ASSISTANCE

## FUND SUMMARY

---

Presented for current year activity.

Grant Funds

For Fiscal: 10/2017-09/2018 Period Ending: 09/30/2018

		2016	2017	2018	2018	Defined Budgets		2019	2019
		Total Activity	Total Activity	Original Budget	Total Budget (Amended)	2018 YTD Activity	2018 Expected Annual	City Manager Proposed	City Commission Adopted
<b>Fund: 071 - FEMA ASSISTANCE</b>									
<b>Department : 000 - Non-Departmental</b>									
<b>AcctType: 4 - Revenue</b>									
<b>Division: 0000 - Non-Departmental</b>									
<a href="#">071-4-0000-72005</a>	Federal Grants	0.00	10,297.13	0.00	0.00	9,800.33	9,801.00	0.00	0.00
<a href="#">071-4-0000-72010</a>	State Grants	327,235.21	23,546.78	0.00	0.00	0.00	0.00	0.00	0.00
<a href="#">071-4-0000-75001</a>	Transfer From Fund 001	0.00	35,166.80	0.00	0.00	0.00	0.00	0.00	0.00
<b>Division: 0000 - Non-Departmental Total:</b>		<b>327,235.21</b>	<b>69,010.71</b>	<b>0.00</b>	<b>0.00</b>	<b>9,800.33</b>	<b>9,801.00</b>	<b>0.00</b>	<b>0.00</b>
<b>AcctType: 4 - Revenue Total:</b>		<b>327,235.21</b>	<b>69,010.71</b>	<b>0.00</b>	<b>0.00</b>	<b>9,800.33</b>	<b>9,801.00</b>	<b>0.00</b>	<b>0.00</b>
<b>Department : 000 - Non-Departmental Total:</b>		<b>327,235.21</b>	<b>69,010.71</b>	<b>0.00</b>	<b>0.00</b>	<b>9,800.33</b>	<b>9,801.00</b>	<b>0.00</b>	<b>0.00</b>
<b>Department : 101 - City Manager</b>									
<b>AcctType: 5 - Expense</b>									
<b>Division: 1010 - City Manager</b>									
<b>Category: 20 - Supplies</b>									
<a href="#">071-5-1010-21700</a>	Minor Eq/Furniture	0.00	0.00	0.00	0.00	0.00	0.00	0.00	0.00
<b>Category: 20 - Supplies Total:</b>		<b>0.00</b>	<b>0.00</b>	<b>0.00</b>	<b>0.00</b>	<b>0.00</b>	<b>0.00</b>	<b>0.00</b>	<b>0.00</b>
<b>Division: 1010 - City Manager Total:</b>		<b>0.00</b>	<b>0.00</b>	<b>0.00</b>	<b>0.00</b>	<b>0.00</b>	<b>0.00</b>	<b>0.00</b>	<b>0.00</b>
<b>AcctType: 5 - Expense Total:</b>		<b>0.00</b>	<b>0.00</b>	<b>0.00</b>	<b>0.00</b>	<b>0.00</b>	<b>0.00</b>	<b>0.00</b>	<b>0.00</b>
<b>Department : 101 - City Manager Total:</b>		<b>0.00</b>	<b>0.00</b>	<b>0.00</b>	<b>0.00</b>	<b>0.00</b>	<b>0.00</b>	<b>0.00</b>	<b>0.00</b>
<b>Department : 103 - City Special</b>									
<b>AcctType: 5 - Expense</b>									
<b>Division: 1030 - City Special</b>									
<b>Category: 10 - Personnel Services</b>									
<a href="#">071-5-1030-11100</a>	Salaries & Wages	27,725.54	0.00	0.00	0.00	0.00	0.00	0.00	0.00
<a href="#">071-5-1030-11200</a>	Overtime	8,096.95	0.00	0.00	0.00	0.00	0.00	0.00	0.00
<b>Category: 10 - Personnel Services Total:</b>		<b>35,822.49</b>	<b>0.00</b>	<b>0.00</b>	<b>0.00</b>	<b>0.00</b>	<b>0.00</b>	<b>0.00</b>	<b>0.00</b>
<b>Category: 30 - Services</b>									
<a href="#">071-5-1030-31400</a>	Professional Services	0.00	0.00	0.00	0.00	0.00	0.00	0.00	0.00
<a href="#">071-5-1030-31900</a>	Catering	0.00	0.00	0.00	0.00	0.00	0.00	0.00	0.00
<b>Category: 30 - Services Total:</b>		<b>0.00</b>	<b>0.00</b>	<b>0.00</b>	<b>0.00</b>	<b>0.00</b>	<b>0.00</b>	<b>0.00</b>	<b>0.00</b>

Grant Funds

For Fiscal: 10/2017-09/2018 Period Ending: 09/30/2018

		Defined Budgets							
		2016	2017	2018	2018	2018	2018	2019	2019
		Total Activity	Total Activity	Original Budget	Total Budget (Amended)	YTD Activity	Expected Annual	City Manager Proposed	City Commission Adopted
<b>Category: 40 - Repairs</b>									
<a href="#">071-5-1030-41100</a>	Vehicle Maintenance	26,391.17	0.00	0.00	0.00	0.00	0.00	0.00	0.00
<b>Category: 40 - Repairs Total:</b>		<b>26,391.17</b>	<b>0.00</b>	<b>0.00</b>	<b>0.00</b>	<b>0.00</b>	<b>0.00</b>	<b>0.00</b>	<b>0.00</b>
<b>Division: 1030 - City Special Total:</b>		<b>62,213.66</b>	<b>0.00</b>	<b>0.00</b>	<b>0.00</b>	<b>0.00</b>	<b>0.00</b>	<b>0.00</b>	<b>0.00</b>
<b>AcctType: 5 - Expense Total:</b>		<b>62,213.66</b>	<b>0.00</b>	<b>0.00</b>	<b>0.00</b>	<b>0.00</b>	<b>0.00</b>	<b>0.00</b>	<b>0.00</b>
<b>Department : 103 - City Special Total:</b>		<b>62,213.66</b>	<b>0.00</b>	<b>0.00</b>	<b>0.00</b>	<b>0.00</b>	<b>0.00</b>	<b>0.00</b>	<b>0.00</b>
<b>Department : 110 - Human Resources</b>									
<b>AcctType: 5 - Expense</b>									
<b>Division: 1100 - Human Resources</b>									
<b>Category: 10 - Personnel Services</b>									
<a href="#">071-5-1100-11100</a>	Salaries & Wages	2,455.89	1,660.42	0.00	0.00	0.00	0.00	0.00	0.00
<b>Category: 10 - Personnel Services Total:</b>		<b>2,455.89</b>	<b>1,660.42</b>	<b>0.00</b>	<b>0.00</b>	<b>0.00</b>	<b>0.00</b>	<b>0.00</b>	<b>0.00</b>
<b>Division: 1100 - Human Resources Total:</b>		<b>2,455.89</b>	<b>1,660.42</b>	<b>0.00</b>	<b>0.00</b>	<b>0.00</b>	<b>0.00</b>	<b>0.00</b>	<b>0.00</b>
<b>AcctType: 5 - Expense Total:</b>		<b>2,455.89</b>	<b>1,660.42</b>	<b>0.00</b>	<b>0.00</b>	<b>0.00</b>	<b>0.00</b>	<b>0.00</b>	<b>0.00</b>
<b>Department : 110 - Human Resources Total:</b>		<b>2,455.89</b>	<b>1,660.42</b>	<b>0.00</b>	<b>0.00</b>	<b>0.00</b>	<b>0.00</b>	<b>0.00</b>	<b>0.00</b>
<b>Department : 120 - Risk Management</b>									
<b>AcctType: 5 - Expense</b>									
<b>Division: 1200 - Risk Management</b>									
<b>Category: 20 - Supplies</b>									
<a href="#">071-5-1200-21100</a>	Supplies	0.00	0.00	0.00	0.00	0.00	0.00	0.00	0.00
<b>Category: 20 - Supplies Total:</b>		<b>0.00</b>	<b>0.00</b>	<b>0.00</b>	<b>0.00</b>	<b>0.00</b>	<b>0.00</b>	<b>0.00</b>	<b>0.00</b>
<b>Division: 1200 - Risk Management Total:</b>		<b>0.00</b>	<b>0.00</b>	<b>0.00</b>	<b>0.00</b>	<b>0.00</b>	<b>0.00</b>	<b>0.00</b>	<b>0.00</b>
<b>AcctType: 5 - Expense Total:</b>		<b>0.00</b>	<b>0.00</b>	<b>0.00</b>	<b>0.00</b>	<b>0.00</b>	<b>0.00</b>	<b>0.00</b>	<b>0.00</b>
<b>Department : 120 - Risk Management Total:</b>		<b>0.00</b>	<b>0.00</b>	<b>0.00</b>	<b>0.00</b>	<b>0.00</b>	<b>0.00</b>	<b>0.00</b>	<b>0.00</b>
<b>Department : 170 - Solid Waste Management</b>									
<b>AcctType: 5 - Expense</b>									
<b>Division: 1702 - Sanitation Collection</b>									
<b>Category: 10 - Personnel Services</b>									
<a href="#">071-5-1702-11100</a>	Salaries & Wages	45,314.87	0.00	0.00	0.00	0.00	0.00	0.00	0.00
<a href="#">071-5-1702-11200</a>	Overtime	9,852.91	0.00	0.00	0.00	0.00	0.00	0.00	0.00
<b>Category: 10 - Personnel Services Total:</b>		<b>55,167.78</b>	<b>0.00</b>	<b>0.00</b>	<b>0.00</b>	<b>0.00</b>	<b>0.00</b>	<b>0.00</b>	<b>0.00</b>
<b>Category: 30 - Services</b>									
<a href="#">071-5-1702-31800</a>	Equipment Rent	0.00	0.00	0.00	0.00	0.00	0.00	0.00	0.00
<b>Category: 30 - Services Total:</b>		<b>0.00</b>	<b>0.00</b>	<b>0.00</b>	<b>0.00</b>	<b>0.00</b>	<b>0.00</b>	<b>0.00</b>	<b>0.00</b>

Grant Funds

For Fiscal: 10/2017-09/2018 Period Ending: 09/30/2018

		2016	2017	2018	2018	Defined Budgets		2019	2019
		Total Activity	Total Activity	Original Budget	Total Budget (Amended)	2018 YTD Activity	2018 Expected Annual	City Manager Proposed	City Commission Adopted
<b>Category: 40 - Repairs</b>									
<a href="#">071-5-1702-41100</a>	Vehicle Maintenance	57,975.29	0.00	0.00	0.00	0.00	0.00	0.00	0.00
<b>Category: 40 - Repairs Total:</b>		<b>57,975.29</b>	<b>0.00</b>	<b>0.00</b>	<b>0.00</b>	<b>0.00</b>	<b>0.00</b>	<b>0.00</b>	<b>0.00</b>
<b>Division: 1702 - Sanitation Collection Total:</b>		<b>113,143.07</b>	<b>0.00</b>	<b>0.00</b>	<b>0.00</b>	<b>0.00</b>	<b>0.00</b>	<b>0.00</b>	<b>0.00</b>
<b>Division: 1703 - Landfill</b>									
<b>Category: 10 - Personnel Services</b>									
<a href="#">071-5-1703-11100</a>	Salaries & Wages	30,717.95	13,456.07	0.00	0.00	0.00	0.00	0.00	0.00
<a href="#">071-5-1703-11200</a>	Overtime	2,139.33	1,055.45	0.00	0.00	0.00	0.00	0.00	0.00
<b>Category: 10 - Personnel Services Total:</b>		<b>32,857.28</b>	<b>14,511.52</b>	<b>0.00</b>	<b>0.00</b>	<b>0.00</b>	<b>0.00</b>	<b>0.00</b>	<b>0.00</b>
<b>Category: 30 - Services</b>									
<a href="#">071-5-1703-31800</a>	Equipment Rental	2,794.70	3,804.16	0.00	0.00	0.00	0.00	0.00	0.00
<b>Category: 30 - Services Total:</b>		<b>2,794.70</b>	<b>3,804.16</b>	<b>0.00</b>	<b>0.00</b>	<b>0.00</b>	<b>0.00</b>	<b>0.00</b>	<b>0.00</b>
<b>Category: 40 - Repairs</b>									
<a href="#">071-5-1703-41100</a>	Vehicle Maintenance	6,174.73	3,570.68	0.00	0.00	0.00	0.00	0.00	0.00
<b>Category: 40 - Repairs Total:</b>		<b>6,174.73</b>	<b>3,570.68</b>	<b>0.00</b>	<b>0.00</b>	<b>0.00</b>	<b>0.00</b>	<b>0.00</b>	<b>0.00</b>
<b>Division: 1703 - Landfill Total:</b>		<b>41,826.71</b>	<b>21,886.36</b>	<b>0.00</b>	<b>0.00</b>	<b>0.00</b>	<b>0.00</b>	<b>0.00</b>	<b>0.00</b>
<b>AcctType: 5 - Expense Total:</b>		<b>154,969.78</b>	<b>21,886.36</b>	<b>0.00</b>	<b>0.00</b>	<b>0.00</b>	<b>0.00</b>	<b>0.00</b>	<b>0.00</b>
<b>Department : 170 - Solid Waste Management Total:</b>		<b>154,969.78</b>	<b>21,886.36</b>	<b>0.00</b>	<b>0.00</b>	<b>0.00</b>	<b>0.00</b>	<b>0.00</b>	<b>0.00</b>
<b>Department : 190 - Technology Services</b>									
<b>AcctType: 5 - Expense</b>									
<b>Division: 1901 - Purchasing</b>									
<b>Category: 20 - Supplies</b>									
<a href="#">071-5-1901-21700</a>	Minor Eq/Furniture	0.00	0.00	0.00	0.00	0.00	0.00	0.00	0.00
<b>Category: 20 - Supplies Total:</b>		<b>0.00</b>	<b>0.00</b>	<b>0.00</b>	<b>0.00</b>	<b>0.00</b>	<b>0.00</b>	<b>0.00</b>	<b>0.00</b>
<b>Division: 1901 - Purchasing Total:</b>		<b>0.00</b>	<b>0.00</b>	<b>0.00</b>	<b>0.00</b>	<b>0.00</b>	<b>0.00</b>	<b>0.00</b>	<b>0.00</b>
<b>AcctType: 5 - Expense Total:</b>		<b>0.00</b>	<b>0.00</b>	<b>0.00</b>	<b>0.00</b>	<b>0.00</b>	<b>0.00</b>	<b>0.00</b>	<b>0.00</b>
<b>Department : 190 - Technology Services Total:</b>		<b>0.00</b>	<b>0.00</b>	<b>0.00</b>	<b>0.00</b>	<b>0.00</b>	<b>0.00</b>	<b>0.00</b>	<b>0.00</b>
<b>Department : 210 - Police</b>									
<b>AcctType: 5 - Expense</b>									
<b>Division: 2101 - Administration</b>									
<b>Category: 20 - Supplies</b>									
<a href="#">071-5-2101-21100</a>	Supplies	0.00	0.00	0.00	0.00	0.00	0.00	0.00	0.00
<b>Category: 20 - Supplies Total:</b>		<b>0.00</b>	<b>0.00</b>	<b>0.00</b>	<b>0.00</b>	<b>0.00</b>	<b>0.00</b>	<b>0.00</b>	<b>0.00</b>

Grant Funds

For Fiscal: 10/2017-09/2018 Period Ending: 09/30/2018

		2016	2017	2018	2018	Defined Budgets		2019	2019
		Total Activity	Total Activity	Original Budget	Total Budget (Amended)	2018 YTD Activity	2018 Expected Annual	City Manager Proposed	City Commission Adopted
<b>Category: 30 - Services</b>									
<a href="#">071-5-2101-31800</a>	Equipment Rent	0.00	0.00	0.00	0.00	0.00	0.00	0.00	0.00
<b>Category: 30 - Services Total:</b>		<b>0.00</b>	<b>0.00</b>	<b>0.00</b>	<b>0.00</b>	<b>0.00</b>	<b>0.00</b>	<b>0.00</b>	<b>0.00</b>
<b>Division: 2101 - Administration Total:</b>		<b>0.00</b>	<b>0.00</b>	<b>0.00</b>	<b>0.00</b>	<b>0.00</b>	<b>0.00</b>	<b>0.00</b>	<b>0.00</b>
<b>Division: 2102 - Patrol</b>									
<b>Category: 10 - Personnel Services</b>									
<a href="#">071-5-2102-11200</a>	Overtime	239.81	0.00	0.00	0.00	0.00	0.00	0.00	0.00
<a href="#">071-5-2102-11400</a>	Retirement - TMRS	0.00	0.00	0.00	0.00	0.00	0.00	0.00	0.00
<a href="#">071-5-2102-11500</a>	FICA	0.00	0.00	0.00	0.00	0.00	0.00	0.00	0.00
<b>Category: 10 - Personnel Services Total:</b>		<b>239.81</b>	<b>0.00</b>	<b>0.00</b>	<b>0.00</b>	<b>0.00</b>	<b>0.00</b>	<b>0.00</b>	<b>0.00</b>
<b>Category: 30 - Services</b>									
<a href="#">071-5-2102-31800</a>	Equipment Rent	0.00	0.00	0.00	0.00	0.00	0.00	0.00	0.00
<b>Category: 30 - Services Total:</b>		<b>0.00</b>	<b>0.00</b>	<b>0.00</b>	<b>0.00</b>	<b>0.00</b>	<b>0.00</b>	<b>0.00</b>	<b>0.00</b>
<b>Category: 40 - Repairs</b>									
<a href="#">071-5-2102-41100</a>	Vehicle Maintenance	4,421.44	0.00	0.00	0.00	0.00	0.00	0.00	0.00
<b>Category: 40 - Repairs Total:</b>		<b>4,421.44</b>	<b>0.00</b>	<b>0.00</b>	<b>0.00</b>	<b>0.00</b>	<b>0.00</b>	<b>0.00</b>	<b>0.00</b>
<b>Division: 2102 - Patrol Total:</b>		<b>4,661.25</b>	<b>0.00</b>	<b>0.00</b>	<b>0.00</b>	<b>0.00</b>	<b>0.00</b>	<b>0.00</b>	<b>0.00</b>
<b>Division: 2104 - Crim Investigation Div</b>									
<b>Category: 10 - Personnel Services</b>									
<a href="#">071-5-2104-11200</a>	Overtime	0.00	0.00	0.00	0.00	0.00	0.00	0.00	0.00
<a href="#">071-5-2104-11400</a>	Retirement - TMRS	0.00	0.00	0.00	0.00	0.00	0.00	0.00	0.00
<a href="#">071-5-2104-11500</a>	FICA	0.00	0.00	0.00	0.00	0.00	0.00	0.00	0.00
<b>Category: 10 - Personnel Services Total:</b>		<b>0.00</b>	<b>0.00</b>	<b>0.00</b>	<b>0.00</b>	<b>0.00</b>	<b>0.00</b>	<b>0.00</b>	<b>0.00</b>
<b>Category: 30 - Services</b>									
<a href="#">071-5-2104-31800</a>	Equipment Rent	0.00	0.00	0.00	0.00	0.00	0.00	0.00	0.00
<b>Category: 30 - Services Total:</b>		<b>0.00</b>	<b>0.00</b>	<b>0.00</b>	<b>0.00</b>	<b>0.00</b>	<b>0.00</b>	<b>0.00</b>	<b>0.00</b>
<b>Division: 2104 - Crim Investigation Div Total:</b>		<b>0.00</b>	<b>0.00</b>	<b>0.00</b>	<b>0.00</b>	<b>0.00</b>	<b>0.00</b>	<b>0.00</b>	<b>0.00</b>
<b>AcctType: 5 - Expense Total:</b>		<b>4,661.25</b>	<b>0.00</b>	<b>0.00</b>	<b>0.00</b>	<b>0.00</b>	<b>0.00</b>	<b>0.00</b>	<b>0.00</b>
<b>Department : 210 - Police Total:</b>		<b>4,661.25</b>	<b>0.00</b>	<b>0.00</b>	<b>0.00</b>	<b>0.00</b>	<b>0.00</b>	<b>0.00</b>	<b>0.00</b>

Grant Funds

For Fiscal: 10/2017-09/2018 Period Ending: 09/30/2018

		2016	2017	2018	2018	2018	Defined Budgets		2019	2019
		Total Activity	Total Activity	Original Budget	Total Budget (Amended)	YTD Activity	2018 Expected Annual	2019 City Manager Proposed	2019 City Commission Adopted	
<b>Department : 220 - Fire</b> <b>AcctType: 5 - Expense</b> <b>Division: 2200 - Fire</b> <b>Category: 10 - Personnel Services</b>										
<a href="#">071-5-2200-11200</a>	Overtime	1,779.23	0.00	0.00	0.00	0.00	0.00	0.00	0.00	0.00
<b>Category: 10 - Personnel Services Total:</b>		<b>1,779.23</b>	<b>0.00</b>	<b>0.00</b>	<b>0.00</b>	<b>0.00</b>	<b>0.00</b>	<b>0.00</b>	<b>0.00</b>	<b>0.00</b>
<b>Category: 40 - Repairs</b>										
<a href="#">071-5-2200-41100</a>	Vehicle Maintenance	1,008.20	0.00	0.00	0.00	0.00	0.00	0.00	0.00	0.00
<b>Category: 40 - Repairs Total:</b>		<b>1,008.20</b>	<b>0.00</b>	<b>0.00</b>	<b>0.00</b>	<b>0.00</b>	<b>0.00</b>	<b>0.00</b>	<b>0.00</b>	<b>0.00</b>
<b>Division: 2200 - Fire Total:</b>		<b>2,787.43</b>	<b>0.00</b>	<b>0.00</b>	<b>0.00</b>	<b>0.00</b>	<b>0.00</b>	<b>0.00</b>	<b>0.00</b>	<b>0.00</b>
<b>AcctType: 5 - Expense Total:</b>		<b>2,787.43</b>	<b>0.00</b>	<b>0.00</b>	<b>0.00</b>	<b>0.00</b>	<b>0.00</b>	<b>0.00</b>	<b>0.00</b>	<b>0.00</b>
<b>Department : 220 - Fire Total:</b>		<b>2,787.43</b>	<b>0.00</b>	<b>0.00</b>	<b>0.00</b>	<b>0.00</b>	<b>0.00</b>	<b>0.00</b>	<b>0.00</b>	<b>0.00</b>
<b>Department : 233 - Task Force</b> <b>AcctType: 5 - Expense</b> <b>Division: 2330 - State Forfeiture Exp</b> <b>Category: 20 - Supplies</b>										
<a href="#">071-5-2330-21100</a>	Supplies	0.00	0.00	0.00	0.00	0.00	0.00	0.00	0.00	0.00
<b>Category: 20 - Supplies Total:</b>		<b>0.00</b>	<b>0.00</b>	<b>0.00</b>	<b>0.00</b>	<b>0.00</b>	<b>0.00</b>	<b>0.00</b>	<b>0.00</b>	<b>0.00</b>
<b>Division: 2330 - State Forfeiture Exp Total:</b>		<b>0.00</b>	<b>0.00</b>	<b>0.00</b>	<b>0.00</b>	<b>0.00</b>	<b>0.00</b>	<b>0.00</b>	<b>0.00</b>	<b>0.00</b>
<b>AcctType: 5 - Expense Total:</b>		<b>0.00</b>	<b>0.00</b>	<b>0.00</b>	<b>0.00</b>	<b>0.00</b>	<b>0.00</b>	<b>0.00</b>	<b>0.00</b>	<b>0.00</b>
<b>Department : 233 - Task Force Total:</b>		<b>0.00</b>	<b>0.00</b>	<b>0.00</b>	<b>0.00</b>	<b>0.00</b>	<b>0.00</b>	<b>0.00</b>	<b>0.00</b>	<b>0.00</b>
<b>Department : 305 - Street</b> <b>AcctType: 5 - Expense</b> <b>Division: 3050 - Street</b> <b>Category: 10 - Personnel Services</b>										
<a href="#">071-5-3050-11100</a>	Salaries & Wages	23,225.43	0.00	0.00	0.00	0.00	0.00	0.00	0.00	0.00
<a href="#">071-5-3050-11200</a>	Overtime	6,527.51	0.00	0.00	0.00	0.00	0.00	0.00	0.00	0.00
<a href="#">071-5-3050-11400</a>	Retirement - TMRS	0.00	0.00	0.00	0.00	0.00	0.00	0.00	0.00	0.00
<a href="#">071-5-3050-11500</a>	FICA	0.00	0.00	0.00	0.00	0.00	0.00	0.00	0.00	0.00
<b>Category: 10 - Personnel Services Total:</b>		<b>29,752.94</b>	<b>0.00</b>	<b>0.00</b>	<b>0.00</b>	<b>0.00</b>	<b>0.00</b>	<b>0.00</b>	<b>0.00</b>	<b>0.00</b>
<b>Category: 20 - Supplies</b>										
<a href="#">071-5-3050-21100</a>	Supplies	0.00	0.00	0.00	0.00	0.00	0.00	0.00	0.00	0.00
<a href="#">071-5-3050-21500</a>	Motor Gas & Oil	0.00	0.00	0.00	0.00	0.00	0.00	0.00	0.00	0.00
<b>Category: 20 - Supplies Total:</b>		<b>0.00</b>	<b>0.00</b>	<b>0.00</b>	<b>0.00</b>	<b>0.00</b>	<b>0.00</b>	<b>0.00</b>	<b>0.00</b>	<b>0.00</b>



Grant Funds

For Fiscal: 10/2017-09/2018 Period Ending: 09/30/2018

		2016	2017	2018	2018	2018	Defined Budgets		2019	2019
		Total Activity	Total Activity	Original Budget	Total Budget (Amended)	YTD Activity	2018 Expected Annual	2019 City Manager Proposed	2019 City Commission Adopted	
<b>Category: 30 - Services</b>										
<a href="#">071-5-3050-31800</a>	Equipment Rent	0.00	0.00	0.00	0.00	0.00	0.00	0.00	0.00	0.00
<b>Category: 30 - Services Total:</b>		<b>0.00</b>	<b>0.00</b>	<b>0.00</b>	<b>0.00</b>	<b>0.00</b>	<b>0.00</b>	<b>0.00</b>	<b>0.00</b>	<b>0.00</b>
<b>Category: 40 - Repairs</b>										
<a href="#">071-5-3050-41100</a>	Vehicle Maintenance	26,064.07	0.00	0.00	0.00	0.00	0.00	0.00	0.00	0.00
<b>Category: 40 - Repairs Total:</b>		<b>26,064.07</b>	<b>0.00</b>	<b>0.00</b>	<b>0.00</b>	<b>0.00</b>	<b>0.00</b>	<b>0.00</b>	<b>0.00</b>	<b>0.00</b>
<b>Category: 50 - Maintenance</b>										
<a href="#">071-5-3050-52100</a>	Street & Bridge	19,850.69	0.00	0.00	0.00	0.00	0.00	0.00	0.00	0.00
<b>Category: 50 - Maintenance Total:</b>		<b>19,850.69</b>	<b>0.00</b>	<b>0.00</b>	<b>0.00</b>	<b>0.00</b>	<b>0.00</b>	<b>0.00</b>	<b>0.00</b>	<b>0.00</b>
<b>Division: 3050 - Street Total:</b>		<b>75,667.70</b>	<b>0.00</b>	<b>0.00</b>	<b>0.00</b>	<b>0.00</b>	<b>0.00</b>	<b>0.00</b>	<b>0.00</b>	<b>0.00</b>
<b>AcctType: 5 - Expense Total:</b>		<b>75,667.70</b>	<b>0.00</b>	<b>0.00</b>	<b>0.00</b>	<b>0.00</b>	<b>0.00</b>	<b>0.00</b>	<b>0.00</b>	<b>0.00</b>
<b>Department : 305 - Street Total:</b>		<b>75,667.70</b>	<b>0.00</b>	<b>0.00</b>	<b>0.00</b>	<b>0.00</b>	<b>0.00</b>	<b>0.00</b>	<b>0.00</b>	<b>0.00</b>
<b>Department : 440 - Health</b>										
<b>AcctType: 5 - Expense</b>										
<b>Division: 4400 - Health</b>										
<b>Category: 30 - Services</b>										
<a href="#">071-5-4400-31800</a>	Equipment Rent	0.00	0.00	0.00	0.00	0.00	0.00	0.00	0.00	0.00
<b>Category: 30 - Services Total:</b>		<b>0.00</b>	<b>0.00</b>	<b>0.00</b>	<b>0.00</b>	<b>0.00</b>	<b>0.00</b>	<b>0.00</b>	<b>0.00</b>	<b>0.00</b>
<b>Division: 4400 - Health Total:</b>		<b>0.00</b>	<b>0.00</b>	<b>0.00</b>	<b>0.00</b>	<b>0.00</b>	<b>0.00</b>	<b>0.00</b>	<b>0.00</b>	<b>0.00</b>
<b>AcctType: 5 - Expense Total:</b>		<b>0.00</b>	<b>0.00</b>	<b>0.00</b>	<b>0.00</b>	<b>0.00</b>	<b>0.00</b>	<b>0.00</b>	<b>0.00</b>	<b>0.00</b>
<b>Department : 440 - Health Total:</b>		<b>0.00</b>	<b>0.00</b>	<b>0.00</b>	<b>0.00</b>	<b>0.00</b>	<b>0.00</b>	<b>0.00</b>	<b>0.00</b>	<b>0.00</b>
<b>Department : 450 - Parks &amp; Recreation</b>										
<b>AcctType: 5 - Expense</b>										
<b>Division: 4502 - L.E. Ramey Golf Course Maintenance</b>										
<b>Category: 10 - Personnel Services</b>										
<a href="#">071-5-4502-11100</a>	Salaries & Wages	17,740.51	0.00	0.00	0.00	0.00	0.00	0.00	0.00	0.00
<a href="#">071-5-4502-11200</a>	Overtime	3,649.61	0.00	0.00	0.00	0.00	0.00	0.00	0.00	0.00
<b>Category: 10 - Personnel Services Total:</b>		<b>21,390.12</b>	<b>0.00</b>	<b>0.00</b>	<b>0.00</b>	<b>0.00</b>	<b>0.00</b>	<b>0.00</b>	<b>0.00</b>	<b>0.00</b>
<b>Category: 40 - Repairs</b>										
<a href="#">071-5-4502-41100</a>	Vehicle Maintenance	704.08	0.00	0.00	0.00	0.00	0.00	0.00	0.00	0.00
<b>Category: 40 - Repairs Total:</b>		<b>704.08</b>	<b>0.00</b>	<b>0.00</b>	<b>0.00</b>	<b>0.00</b>	<b>0.00</b>	<b>0.00</b>	<b>0.00</b>	<b>0.00</b>
<b>Division: 4502 - L.E. Ramey Golf Course Maintenance Total:</b>		<b>22,094.20</b>	<b>0.00</b>	<b>0.00</b>	<b>0.00</b>	<b>0.00</b>	<b>0.00</b>	<b>0.00</b>	<b>0.00</b>	<b>0.00</b>

Grant Funds

For Fiscal: 10/2017-09/2018 Period Ending: 09/30/2018

		2016	2017	2018	2018	Defined Budgets		2019	2019
		Total Activity	Total Activity	Original Budget	Total Budget (Amended)	2018 YTD Activity	2018 Expected Annual	City Manager Proposed	City Commission Adopted
<b>Division: 4503 - Parks Maintenance</b>									
<b>Category: 10 - Personnel Services</b>									
<a href="#">071-5-4503-11100</a>	Salaries & Wages	33,211.34	0.00	0.00	0.00	0.00	0.00	0.00	0.00
<a href="#">071-5-4503-11200</a>	Overtime	4,460.39	0.00	0.00	0.00	0.00	0.00	0.00	0.00
<b>Category: 10 - Personnel Services Total:</b>		<b>37,671.73</b>	<b>0.00</b>	<b>0.00</b>	<b>0.00</b>	<b>0.00</b>	<b>0.00</b>	<b>0.00</b>	<b>0.00</b>
<b>Category: 40 - Repairs</b>									
<a href="#">071-5-4503-41100</a>	Vehicle Maintenance	10,177.50	0.00	0.00	0.00	0.00	0.00	0.00	0.00
<b>Category: 40 - Repairs Total:</b>		<b>10,177.50</b>	<b>0.00</b>	<b>0.00</b>	<b>0.00</b>	<b>0.00</b>	<b>0.00</b>	<b>0.00</b>	<b>0.00</b>
<b>Division: 4503 - Parks Maintenance Total:</b>		<b>47,849.23</b>	<b>0.00</b>	<b>0.00</b>	<b>0.00</b>	<b>0.00</b>	<b>0.00</b>	<b>0.00</b>	<b>0.00</b>
<b>AcctType: 5 - Expense Total:</b>		<b>69,943.43</b>	<b>0.00</b>	<b>0.00</b>	<b>0.00</b>	<b>0.00</b>	<b>0.00</b>	<b>0.00</b>	<b>0.00</b>
<b>Department : 450 - Parks &amp; Recreation Total:</b>		<b>69,943.43</b>	<b>0.00</b>	<b>0.00</b>	<b>0.00</b>	<b>0.00</b>	<b>0.00</b>	<b>0.00</b>	<b>0.00</b>
<b>Department : 600 - Water</b>									
<b>AcctType: 5 - Expense</b>									
<b>Division: 6001 - Water Construction</b>									
<b>Category: 10 - Personnel Services</b>									
<a href="#">071-5-6001-11100</a>	Salaries & Wages	0.00	0.00	0.00	0.00	0.00	0.00	0.00	0.00
<a href="#">071-5-6001-11200</a>	Overtime	0.00	0.00	0.00	0.00	0.00	0.00	0.00	0.00
<a href="#">071-5-6001-11400</a>	Retirement - TMRS	0.00	0.00	0.00	0.00	0.00	0.00	0.00	0.00
<a href="#">071-5-6001-11500</a>	FICA	0.00	0.00	0.00	0.00	0.00	0.00	0.00	0.00
<b>Category: 10 - Personnel Services Total:</b>		<b>0.00</b>	<b>0.00</b>	<b>0.00</b>	<b>0.00</b>	<b>0.00</b>	<b>0.00</b>	<b>0.00</b>	<b>0.00</b>
<b>Category: 30 - Services</b>									
<a href="#">071-5-6001-31800</a>	Equipment Rent	0.00	0.00	0.00	0.00	0.00	0.00	0.00	0.00
<b>Category: 30 - Services Total:</b>		<b>0.00</b>	<b>0.00</b>	<b>0.00</b>	<b>0.00</b>	<b>0.00</b>	<b>0.00</b>	<b>0.00</b>	<b>0.00</b>
<b>Category: 40 - Repairs</b>									
<a href="#">071-5-6001-41100</a>	Vehicle Maintenance	0.00	0.00	0.00	0.00	0.00	0.00	0.00	0.00
<b>Category: 40 - Repairs Total:</b>		<b>0.00</b>	<b>0.00</b>	<b>0.00</b>	<b>0.00</b>	<b>0.00</b>	<b>0.00</b>	<b>0.00</b>	<b>0.00</b>
<b>Division: 6001 - Water Construction Total:</b>		<b>0.00</b>	<b>0.00</b>	<b>0.00</b>	<b>0.00</b>	<b>0.00</b>	<b>0.00</b>	<b>0.00</b>	<b>0.00</b>
<b>Division: 6002 - Water Production</b>									
<b>Category: 30 - Services</b>									
<a href="#">071-5-6002-31800</a>	Equipment Rent	0.00	0.00	0.00	0.00	0.00	0.00	0.00	0.00
<b>Category: 30 - Services Total:</b>		<b>0.00</b>	<b>0.00</b>	<b>0.00</b>	<b>0.00</b>	<b>0.00</b>	<b>0.00</b>	<b>0.00</b>	<b>0.00</b>
<b>Division: 6002 - Water Production Total:</b>		<b>0.00</b>	<b>0.00</b>	<b>0.00</b>	<b>0.00</b>	<b>0.00</b>	<b>0.00</b>	<b>0.00</b>	<b>0.00</b>
<b>AcctType: 5 - Expense Total:</b>		<b>0.00</b>	<b>0.00</b>	<b>0.00</b>	<b>0.00</b>	<b>0.00</b>	<b>0.00</b>	<b>0.00</b>	<b>0.00</b>
<b>Department : 600 - Water Total:</b>		<b>0.00</b>	<b>0.00</b>	<b>0.00</b>	<b>0.00</b>	<b>0.00</b>	<b>0.00</b>	<b>0.00</b>	<b>0.00</b>

Grant Funds

For Fiscal: 10/2017-09/2018 Period Ending: 09/30/2018

		2016	2017	2018	2018	2018	Defined Budgets		2019	2019
		Total Activity	Total Activity	Original Budget	Total Budget (Amended)	YTD Activity	2018 Expected Annual	2019 City Manager Proposed	2019 City Commission Adopted	
<b>Department : 690 - Fund Expense/Transfer</b> <b>AcctType: 5 - Expense</b> <b>Division: 6900 - Fund Expense/Transfer</b> <b>Category: 80 - Transfers Out</b>										
<a href="#">071-5-6900-80096</a>	Transfer To Fund 096	0.00	0.00	0.00	0.00	0.00	0.00	0.00	0.00	0.00
<b>Category: 80 - Transfers Out Total:</b>		<b>0.00</b>	<b>0.00</b>	<b>0.00</b>	<b>0.00</b>	<b>0.00</b>	<b>0.00</b>	<b>0.00</b>	<b>0.00</b>	<b>0.00</b>
<b>Division: 6900 - Fund Expense/Transfer Total:</b>		<b>0.00</b>	<b>0.00</b>	<b>0.00</b>	<b>0.00</b>	<b>0.00</b>	<b>0.00</b>	<b>0.00</b>	<b>0.00</b>	<b>0.00</b>
<b>AcctType: 5 - Expense Total:</b>		<b>0.00</b>	<b>0.00</b>	<b>0.00</b>	<b>0.00</b>	<b>0.00</b>	<b>0.00</b>	<b>0.00</b>	<b>0.00</b>	<b>0.00</b>
<b>Department : 690 - Fund Expense/Transfer Total:</b>		<b>0.00</b>	<b>0.00</b>	<b>0.00</b>	<b>0.00</b>	<b>0.00</b>	<b>0.00</b>	<b>0.00</b>	<b>0.00</b>	<b>0.00</b>
<b>Department : 700 - Waste Water</b> <b>AcctType: 5 - Expense</b> <b>Division: 7001 - North Plant</b> <b>Category: 10 - Personnel Services</b>										
<a href="#">071-5-7001-11100</a>	Salaries & Wages	0.00	0.00	0.00	0.00	0.00	0.00	0.00	0.00	0.00
<a href="#">071-5-7001-11200</a>	Overtime	0.00	0.00	0.00	0.00	0.00	0.00	0.00	0.00	0.00
<a href="#">071-5-7001-11400</a>	Retirement - TMRS	0.00	0.00	0.00	0.00	0.00	0.00	0.00	0.00	0.00
<a href="#">071-5-7001-11500</a>	FICA	0.00	0.00	0.00	0.00	0.00	0.00	0.00	0.00	0.00
<b>Category: 10 - Personnel Services Total:</b>		<b>0.00</b>	<b>0.00</b>	<b>0.00</b>	<b>0.00</b>	<b>0.00</b>	<b>0.00</b>	<b>0.00</b>	<b>0.00</b>	<b>0.00</b>
<b>Category: 30 - Services</b>										
<a href="#">071-5-7001-31800</a>	Equipment Rent	0.00	0.00	0.00	0.00	0.00	0.00	0.00	0.00	0.00
<b>Category: 30 - Services Total:</b>		<b>0.00</b>	<b>0.00</b>	<b>0.00</b>	<b>0.00</b>	<b>0.00</b>	<b>0.00</b>	<b>0.00</b>	<b>0.00</b>	<b>0.00</b>
<b>Category: 40 - Repairs</b>										
<a href="#">071-5-7001-41100</a>	Vehicle Maintenance	0.00	0.00	0.00	0.00	0.00	0.00	0.00	0.00	0.00
<b>Category: 40 - Repairs Total:</b>		<b>0.00</b>	<b>0.00</b>	<b>0.00</b>	<b>0.00</b>	<b>0.00</b>	<b>0.00</b>	<b>0.00</b>	<b>0.00</b>	<b>0.00</b>
<b>Division: 7001 - North Plant Total:</b>		<b>0.00</b>	<b>0.00</b>	<b>0.00</b>	<b>0.00</b>	<b>0.00</b>	<b>0.00</b>	<b>0.00</b>	<b>0.00</b>	<b>0.00</b>
<b>Division: 7002 - South Plant</b> <b>Category: 10 - Personnel Services</b>										
<a href="#">071-5-7002-11200</a>	Overtime	0.00	0.00	0.00	0.00	0.00	0.00	0.00	0.00	0.00
<a href="#">071-5-7002-11400</a>	Retirement - TMRS	0.00	0.00	0.00	0.00	0.00	0.00	0.00	0.00	0.00
<a href="#">071-5-7002-11500</a>	FICA	0.00	0.00	0.00	0.00	0.00	0.00	0.00	0.00	0.00
<b>Category: 10 - Personnel Services Total:</b>		<b>0.00</b>	<b>0.00</b>	<b>0.00</b>	<b>0.00</b>	<b>0.00</b>	<b>0.00</b>	<b>0.00</b>	<b>0.00</b>	<b>0.00</b>

Grant Funds

For Fiscal: 10/2017-09/2018 Period Ending: 09/30/2018

		Defined Budgets							
		2016	2017	2018	2018	2018	2018	2019	2019
		Total Activity	Total Activity	Original Budget	Total Budget (Amended)	YTD Activity	Expected Annual	City Manager Proposed	City Commission Adopted
<b>Category: 30 - Services</b>									
<a href="#">071-5-7002-31800</a>	Equipment Rent	0.00	0.00	0.00	0.00	0.00	0.00	0.00	0.00
<b>Category: 30 - Services Total:</b>		<b>0.00</b>	<b>0.00</b>	<b>0.00</b>	<b>0.00</b>	<b>0.00</b>	<b>0.00</b>	<b>0.00</b>	<b>0.00</b>
<b>Division: 7002 - South Plant Total:</b>		<b>0.00</b>	<b>0.00</b>	<b>0.00</b>	<b>0.00</b>	<b>0.00</b>	<b>0.00</b>	<b>0.00</b>	<b>0.00</b>
<b>Division: 7003 - Sewer Construction</b>									
<b>Category: 10 - Personnel Services</b>									
<a href="#">071-5-7003-11200</a>	Overtime	0.00	0.00	0.00	0.00	0.00	0.00	0.00	0.00
<a href="#">071-5-7003-11400</a>	Retirement - TMRS	0.00	0.00	0.00	0.00	0.00	0.00	0.00	0.00
<a href="#">071-5-7003-11500</a>	FICA	0.00	0.00	0.00	0.00	0.00	0.00	0.00	0.00
<b>Category: 10 - Personnel Services Total:</b>		<b>0.00</b>	<b>0.00</b>	<b>0.00</b>	<b>0.00</b>	<b>0.00</b>	<b>0.00</b>	<b>0.00</b>	<b>0.00</b>
<b>Category: 20 - Supplies</b>									
<a href="#">071-5-7003-21700</a>	Minor Eq/Furniture	0.00	0.00	0.00	0.00	0.00	0.00	0.00	0.00
<b>Category: 20 - Supplies Total:</b>		<b>0.00</b>	<b>0.00</b>	<b>0.00</b>	<b>0.00</b>	<b>0.00</b>	<b>0.00</b>	<b>0.00</b>	<b>0.00</b>
<b>Category: 30 - Services</b>									
<a href="#">071-5-7003-31800</a>	Equipment Rent	0.00	0.00	0.00	0.00	0.00	0.00	0.00	0.00
<b>Category: 30 - Services Total:</b>		<b>0.00</b>	<b>0.00</b>	<b>0.00</b>	<b>0.00</b>	<b>0.00</b>	<b>0.00</b>	<b>0.00</b>	<b>0.00</b>
<b>Division: 7003 - Sewer Construction Total:</b>		<b>0.00</b>	<b>0.00</b>	<b>0.00</b>	<b>0.00</b>	<b>0.00</b>	<b>0.00</b>	<b>0.00</b>	<b>0.00</b>
<b>AcctType: 5 - Expense Total:</b>		<b>0.00</b>	<b>0.00</b>	<b>0.00</b>	<b>0.00</b>	<b>0.00</b>	<b>0.00</b>	<b>0.00</b>	<b>0.00</b>
<b>Department : 700 - Waste Water Total:</b>		<b>0.00</b>	<b>0.00</b>	<b>0.00</b>	<b>0.00</b>	<b>0.00</b>	<b>0.00</b>	<b>0.00</b>	<b>0.00</b>
<b>Total Revenues</b>		<b>327,235.21</b>	<b>69,010.71</b>	<b>0.00</b>	<b>0.00</b>	<b>9,800.33</b>	<b>9,801.00</b>	<b>0.00</b>	<b>0.00</b>
<b>Total Expenses</b>		<b>372,699.14</b>	<b>23,546.78</b>	<b>0.00</b>	<b>0.00</b>	<b>0.00</b>	<b>0.00</b>	<b>0.00</b>	<b>0.00</b>
<b>Fund: 071 - FEMA ASSISTANCE Surplus (Deficit):</b>		<b>-45,463.93</b>	<b>45,463.93</b>	<b>0.00</b>	<b>0.00</b>	<b>9,800.33</b>	<b>9,801.00</b>	<b>0.00</b>	<b>0.00</b>



# FUND 077 – FEMA ASSISTANCE TO FIREFIGHTERS FUND SUMMARY

---

Presented for prior year activity.

Grant Funds

For Fiscal: 10/2017-09/2018 Period Ending: 09/30/2018

		2016	2017	2018	2018	2018	Defined Budgets		2019	2019
		Total Activity	Total Activity	Original Budget	Total Budget (Amended)	YTD Activity	2018 Expected Annual	City Manager Proposed	City Commission Adopted	
<b>Fund: 077 - FEMA ASSISTANCE TO FIREFIGHTERS GRANT-FIRE</b>										
Department : 000 - Non-Departmental										
AcctType: 4 - Revenue										
Division: 0000 - Non-Departmental										
<a href="#">077-4-0000-75001</a>	Transfer From Fund 001	0.00	39,331.00	0.00	0.00	0.00	0.00	0.00	0.00	0.00
<b>Division: 0000 - Non-Departmental Total:</b>		<b>0.00</b>	<b>39,331.00</b>	<b>0.00</b>	<b>0.00</b>	<b>0.00</b>	<b>0.00</b>	<b>0.00</b>	<b>0.00</b>	<b>0.00</b>
<b>AcctType: 4 - Revenue Total:</b>		<b>0.00</b>	<b>39,331.00</b>	<b>0.00</b>	<b>0.00</b>	<b>0.00</b>	<b>0.00</b>	<b>0.00</b>	<b>0.00</b>	<b>0.00</b>
<b>Department : 000 - Non-Departmental Total:</b>		<b>0.00</b>	<b>39,331.00</b>	<b>0.00</b>	<b>0.00</b>	<b>0.00</b>	<b>0.00</b>	<b>0.00</b>	<b>0.00</b>	<b>0.00</b>
Department : 220 - Fire										
AcctType: 4 - Revenue										
Division: 2200 - Fire										
<a href="#">077-4-2200-72005</a>	Federal Grants	0.00	368,534.00	0.00	0.00	0.00	0.00	0.00	0.00	0.00
<b>Division: 2200 - Fire Total:</b>		<b>0.00</b>	<b>368,534.00</b>	<b>0.00</b>	<b>0.00</b>	<b>0.00</b>	<b>0.00</b>	<b>0.00</b>	<b>0.00</b>	<b>0.00</b>
<b>AcctType: 4 - Revenue Total:</b>		<b>0.00</b>	<b>368,534.00</b>	<b>0.00</b>	<b>0.00</b>	<b>0.00</b>	<b>0.00</b>	<b>0.00</b>	<b>0.00</b>	<b>0.00</b>
AcctType: 5 - Expense										
Division: 2200 - Fire										
Category: 20 - Supplies										
<a href="#">077-5-2200-21700</a>	Minor Eq/Furniture	0.00	7,865.00	0.00	0.00	0.00	0.00	0.00	0.00	0.00
<b>Category: 20 - Supplies Total:</b>		<b>0.00</b>	<b>7,865.00</b>	<b>0.00</b>	<b>0.00</b>	<b>0.00</b>	<b>0.00</b>	<b>0.00</b>	<b>0.00</b>	<b>0.00</b>
Category: 70 - Capital Outlay										
<a href="#">077-5-2200-71100</a>	Vehicle	0.00	400,000.00	0.00	0.00	0.00	0.00	0.00	0.00	0.00
<a href="#">077-5-2200-71200</a>	Machinery/Equipment	0.00	0.00	0.00	0.00	0.00	0.00	0.00	0.00	0.00
<b>Category: 70 - Capital Outlay Total:</b>		<b>0.00</b>	<b>400,000.00</b>	<b>0.00</b>	<b>0.00</b>	<b>0.00</b>	<b>0.00</b>	<b>0.00</b>	<b>0.00</b>	<b>0.00</b>
<b>Division: 2200 - Fire Total:</b>		<b>0.00</b>	<b>407,865.00</b>	<b>0.00</b>	<b>0.00</b>	<b>0.00</b>	<b>0.00</b>	<b>0.00</b>	<b>0.00</b>	<b>0.00</b>
<b>AcctType: 5 - Expense Total:</b>		<b>0.00</b>	<b>407,865.00</b>	<b>0.00</b>	<b>0.00</b>	<b>0.00</b>	<b>0.00</b>	<b>0.00</b>	<b>0.00</b>	<b>0.00</b>
<b>Department : 220 - Fire Surplus (Deficit):</b>		<b>0.00</b>	<b>-39,331.00</b>	<b>0.00</b>	<b>0.00</b>	<b>0.00</b>	<b>0.00</b>	<b>0.00</b>	<b>0.00</b>	<b>0.00</b>
<b>Total Revenues</b>		<b>0.00</b>	<b>407,865.00</b>	<b>0.00</b>	<b>0.00</b>	<b>0.00</b>	<b>0.00</b>	<b>0.00</b>	<b>0.00</b>	<b>0.00</b>
<b>Total Expenses</b>		<b>0.00</b>	<b>407,865.00</b>	<b>0.00</b>	<b>0.00</b>	<b>0.00</b>	<b>0.00</b>	<b>0.00</b>	<b>0.00</b>	<b>0.00</b>
<b>Fund: 077 - FEMA ASSISTANCE TO FIREFIGHTERS GRANT-FIRE Surplus (D...</b>		<b>0.00</b>	<b>0.00</b>	<b>0.00</b>	<b>0.00</b>	<b>0.00</b>	<b>0.00</b>	<b>0.00</b>	<b>0.00</b>	<b>0.00</b>



# FUND 078 – TEXAS PARKS & WILDLIFE COMMUNITY OUTDOOR GRANT FUND SUMMARY

Presented for current year activity.

Grant Funds

For Fiscal: 10/2017-09/2018 Period Ending: 09/30/2018

						Defined Budgets			
		2016	2017	2018	2018	2018	2018	2019	2019
		Total Activity	Total Activity	Original Budget	Total Budget (Amended)	YTD Activity	Expected Annual	City Manager Proposed	City Commission Adopted
<b>Fund: 078 - TEXAS PARKS &amp; WILDLIFE COMMUNITY OUTDOOR GRANT</b>									
Department : 000 - Non-Departmental									
AcctType: 4 - Revenue									
Division: 0000 - Non-Departmental									
<a href="#">078-4-0000-72010</a>	State Grants	20,058.81	7,119.58	0.00	0.00	17,534.02	17,535.00	0.00	0.00
<a href="#">078-4-0000-75001</a>	Transfer From Fund 001	0.00	13,249.00	0.00	0.00	0.00	0.00	0.00	0.00
<b>Division: 0000 - Non-Departmental Total:</b>		<b>20,058.81</b>	<b>20,368.58</b>	<b>0.00</b>	<b>0.00</b>	<b>17,534.02</b>	<b>17,535.00</b>	<b>0.00</b>	<b>0.00</b>
<b>AcctType: 4 - Revenue Total:</b>		<b>20,058.81</b>	<b>20,368.58</b>	<b>0.00</b>	<b>0.00</b>	<b>17,534.02</b>	<b>17,535.00</b>	<b>0.00</b>	<b>0.00</b>
<b>Department : 000 - Non-Departmental Total:</b>		<b>20,058.81</b>	<b>20,368.58</b>	<b>0.00</b>	<b>0.00</b>	<b>17,534.02</b>	<b>17,535.00</b>	<b>0.00</b>	<b>0.00</b>
<b>Department : 450 - Parks &amp; Recreation</b>									
AcctType: 5 - Expense									
Division: 4503 - Parks Maintenance									
Category: 10 - Personnel Services									
<a href="#">078-5-4503-11100</a>	Salaries & Wages	7,363.00	8,301.90	0.00	0.00	3,158.18	3,158.00	0.00	0.00
<a href="#">078-5-4503-11500</a>	FICA	0.00	0.00	0.00	0.00	0.00	0.00	0.00	0.00
<a href="#">078-5-4503-11800</a>	Unemployment Compensation	0.00	0.00	0.00	0.00	0.00	0.00	0.00	0.00
<b>Category: 10 - Personnel Services Total:</b>		<b>7,363.00</b>	<b>8,301.90</b>	<b>0.00</b>	<b>0.00</b>	<b>3,158.18</b>	<b>3,158.00</b>	<b>0.00</b>	<b>0.00</b>
Category: 20 - Supplies									
<a href="#">078-5-4503-21700</a>	Minor Eq/Furniture	0.00	0.00	0.00	0.00	5,953.49	5,954.00	0.00	0.00
<b>Category: 20 - Supplies Total:</b>		<b>0.00</b>	<b>0.00</b>	<b>0.00</b>	<b>0.00</b>	<b>5,953.49</b>	<b>5,954.00</b>	<b>0.00</b>	<b>0.00</b>
Category: 30 - Services									
<a href="#">078-5-4503-31499</a>	Recreational Programs	12,695.81	8,467.79	0.00	0.00	4,922.35	4,923.00	0.00	0.00
<b>Category: 30 - Services Total:</b>		<b>12,695.81</b>	<b>8,467.79</b>	<b>0.00</b>	<b>0.00</b>	<b>4,922.35</b>	<b>4,923.00</b>	<b>0.00</b>	<b>0.00</b>
Category: 70 - Capital Outlay									
<a href="#">078-5-4503-71200</a>	Machinery/Equipment	0.00	0.00	0.00	0.00	3,500.00	3,500.00	0.00	0.00
<b>Category: 70 - Capital Outlay Total:</b>		<b>0.00</b>	<b>0.00</b>	<b>0.00</b>	<b>0.00</b>	<b>3,500.00</b>	<b>3,500.00</b>	<b>0.00</b>	<b>0.00</b>
<b>Division: 4503 - Parks Maintenance Total:</b>		<b>20,058.81</b>	<b>16,769.69</b>	<b>0.00</b>	<b>0.00</b>	<b>17,534.02</b>	<b>17,535.00</b>	<b>0.00</b>	<b>0.00</b>
<b>AcctType: 5 - Expense Total:</b>		<b>20,058.81</b>	<b>16,769.69</b>	<b>0.00</b>	<b>0.00</b>	<b>17,534.02</b>	<b>17,535.00</b>	<b>0.00</b>	<b>0.00</b>
<b>Department : 450 - Parks &amp; Recreation Total:</b>		<b>20,058.81</b>	<b>16,769.69</b>	<b>0.00</b>	<b>0.00</b>	<b>17,534.02</b>	<b>17,535.00</b>	<b>0.00</b>	<b>0.00</b>
<b>Total Revenues</b>		<b>20,058.81</b>	<b>20,368.58</b>	<b>0.00</b>	<b>0.00</b>	<b>17,534.02</b>	<b>17,535.00</b>	<b>0.00</b>	<b>0.00</b>
<b>Total Expenses</b>		<b>20,058.81</b>	<b>16,769.69</b>	<b>0.00</b>	<b>0.00</b>	<b>17,534.02</b>	<b>17,535.00</b>	<b>0.00</b>	<b>0.00</b>
<b>Fund: 078 - TEXAS PARKS &amp; WILDLIFE COMMUNITY OUTDOOR GRANT ...</b>		<b>0.00</b>	<b>3,598.89</b>	<b>0.00</b>	<b>0.00</b>	<b>0.00</b>	<b>0.00</b>	<b>0.00</b>	<b>0.00</b>





# FUND 079 – TEXAS CAPITAL FUND MAIN STREET GRANT FUND SUMMARY

---

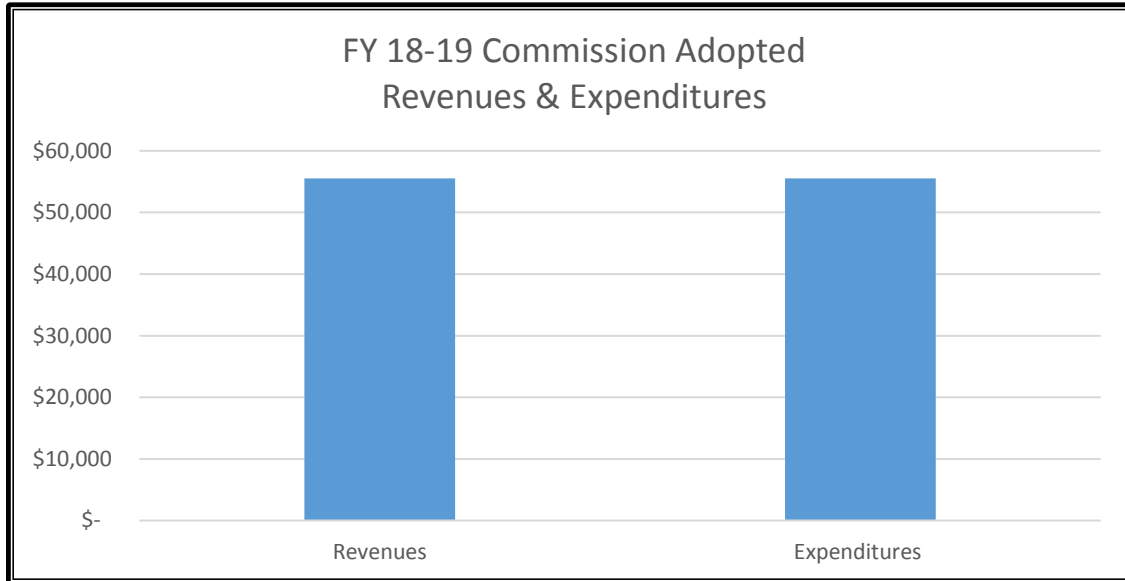
Presented for current year activity.

Grant Funds

For Fiscal: 10/2017-09/2018 Period Ending: 09/30/2018

						Defined Budgets			
		2016	2017	2018	2018	2018	2018	2019	2019
		Total Activity	Total Activity	Original Budget	Total Budget (Amended)	YTD Activity	Expected Annual	City Manager Proposed	City Commission Adopted
<b>Fund: 079 - TEXAS CAPITAL FUND MAIN STREET GRANT</b>									
Department : 000 - Non-Departmental									
AcctType: 4 - Revenue									
Division: 0000 - Non-Departmental									
<a href="#">079-4-0000-72010</a>	State Grants	0.00	53,217.50	0.00	0.00	2,512.50	4,450.00	0.00	0.00
<a href="#">079-4-0000-75001</a>	Transfer From Fund 001	0.00	5,000.00	0.00	0.00	0.00	0.00	0.00	0.00
<a href="#">079-4-0000-75068</a>	Transfer From Fund 068	0.00	10,000.00	0.00	0.00	0.00	0.00	0.00	0.00
<b>Division: 0000 - Non-Departmental Total:</b>		<b>0.00</b>	<b>68,217.50</b>	<b>0.00</b>	<b>0.00</b>	<b>2,512.50</b>	<b>4,450.00</b>	<b>0.00</b>	<b>0.00</b>
<b>AcctType: 4 - Revenue Total:</b>		<b>0.00</b>	<b>68,217.50</b>	<b>0.00</b>	<b>0.00</b>	<b>2,512.50</b>	<b>4,450.00</b>	<b>0.00</b>	<b>0.00</b>
<b>Department : 000 - Non-Departmental Total:</b>		<b>0.00</b>	<b>68,217.50</b>	<b>0.00</b>	<b>0.00</b>	<b>2,512.50</b>	<b>4,450.00</b>	<b>0.00</b>	<b>0.00</b>
Department : 160 - Planning /DevelopSvcs									
AcctType: 5 - Expense									
Division: 1601 - Planning/DevelopSvcs									
Category: 30 - Services									
<a href="#">079-5-1601-31400</a>	Professional Services	0.00	0.00	0.00	0.00	0.00	0.00	0.00	0.00
<b>Category: 30 - Services Total:</b>		<b>0.00</b>	<b>0.00</b>	<b>0.00</b>	<b>0.00</b>	<b>0.00</b>	<b>0.00</b>	<b>0.00</b>	<b>0.00</b>
Category: 50 - Maintenance									
<a href="#">079-5-1601-59100</a>	Grounds & Perm Fixtures	0.00	65,160.99	0.00	3,588.21	4,450.00	4,450.00	0.00	0.00
<b>Category: 50 - Maintenance Total:</b>		<b>0.00</b>	<b>65,160.99</b>	<b>0.00</b>	<b>3,588.21</b>	<b>4,450.00</b>	<b>4,450.00</b>	<b>0.00</b>	<b>0.00</b>
<b>Division: 1601 - Planning/DevelopSvcs Total:</b>		<b>0.00</b>	<b>65,160.99</b>	<b>0.00</b>	<b>3,588.21</b>	<b>4,450.00</b>	<b>4,450.00</b>	<b>0.00</b>	<b>0.00</b>
<b>AcctType: 5 - Expense Total:</b>		<b>0.00</b>	<b>65,160.99</b>	<b>0.00</b>	<b>3,588.21</b>	<b>4,450.00</b>	<b>4,450.00</b>	<b>0.00</b>	<b>0.00</b>
<b>Department : 160 - Planning /DevelopSvcs Total:</b>		<b>0.00</b>	<b>65,160.99</b>	<b>0.00</b>	<b>3,588.21</b>	<b>4,450.00</b>	<b>4,450.00</b>	<b>0.00</b>	<b>0.00</b>
<b>Total Revenues</b>		<b>0.00</b>	<b>68,217.50</b>	<b>0.00</b>	<b>0.00</b>	<b>2,512.50</b>	<b>4,450.00</b>	<b>0.00</b>	<b>0.00</b>
<b>Total Expenses</b>		<b>0.00</b>	<b>65,160.99</b>	<b>0.00</b>	<b>3,588.21</b>	<b>4,450.00</b>	<b>4,450.00</b>	<b>0.00</b>	<b>0.00</b>
<b>Fund: 079 - TEXAS CAPITAL FUND MAIN STREET GRANT Surplus (Deficit):</b>		<b>0.00</b>	<b>3,056.51</b>	<b>0.00</b>	<b>-3,588.21</b>	<b>-1,937.50</b>	<b>0.00</b>	<b>0.00</b>	<b>0.00</b>

# FUND 080 – HOMELAND SECURITY GRANT FUND SUMMARY



	<b>FY 18-19 Adopted Budget</b>
Revenues	\$55,520
Expenditures	55,520
Net Revenues over (under) Expenditures	\$0
 <b><u>Fund Balance</u></b>	
Beginning Fund Balance - (Unaudited)	\$0
Budgeted Revenues	55,520
Budgeted Expenditures	55,520
Estimated Ending Fund Balance 09/30/19	\$0

Grant Funds

For Fiscal: 10/2017-09/2018 Period Ending: 09/30/2018

					Defined Budgets							
					2018	2018	2019	2019				
					Total Activity	Total Activity	Original Budget	Total Budget (Amended)	YTD Activity	Expected Annual	City Manager Proposed	City Commission Adopted
<b>Fund: 080 - HOMELAND SECURITY GRANT</b>												
Department : 000 - Non-Departmental												
AcctType: 4 - Revenue												
Division: 0000 - Non-Departmental												
<a href="#">080-4-0000-72005</a>	Federal Grants				0.00	0.00	0.00	0.00	0.00	0.00	55,520.00	55,520.00
<b>Budget Detail</b>												
<b>Budget Code</b>	<b>Description</b>	<b>Units</b>	<b>Price</b>	<b>Amount</b>								
City Commission	Grant# 3593801 Site Security and Tactical Upg	0.00	0.00	-55,520.00								
<a href="#">080-4-0000-72010</a>	State Grants				0.00	27,000.00	0.00	0.00	0.00	0.00	0.00	0.00
<a href="#">080-4-0000-75001</a>	Transfer From Fund 001				0.00	620.00	0.00	0.00	0.00	0.00	0.00	0.00
<b>Division: 0000 - Non-Departmental Total:</b>					<b>0.00</b>	<b>27,620.00</b>	<b>0.00</b>	<b>0.00</b>	<b>0.00</b>	<b>0.00</b>	<b>55,520.00</b>	<b>55,520.00</b>
<b>AcctType: 4 - Revenue Total:</b>					<b>0.00</b>	<b>27,620.00</b>	<b>0.00</b>	<b>0.00</b>	<b>0.00</b>	<b>0.00</b>	<b>55,520.00</b>	<b>55,520.00</b>
<b>Department : 000 - Non-Departmental Total:</b>					<b>0.00</b>	<b>27,620.00</b>	<b>0.00</b>	<b>0.00</b>	<b>0.00</b>	<b>0.00</b>	<b>55,520.00</b>	<b>55,520.00</b>
<b>Department : 210 - Police</b>												
AcctType: 5 - Expense												
Division: 2100 - Police												
Category: 20 - Supplies												
<a href="#">080-5-2100-21700</a>	Minor Equipment				0.00	27,620.00	0.00	0.00	0.00	0.00	0.00	0.00
<b>Category: 20 - Supplies Total:</b>					<b>0.00</b>	<b>27,620.00</b>	<b>0.00</b>	<b>0.00</b>	<b>0.00</b>	<b>0.00</b>	<b>0.00</b>	<b>0.00</b>
<b>Category: 70 - Capital Outlay</b>												
<a href="#">080-5-2100-71200</a>	Machinery/Equipment				0.00	0.00	0.00	0.00	0.00	0.00	55,520.00	55,520.00
<b>Budget Detail</b>												
<b>Budget Code</b>	<b>Description</b>	<b>Units</b>	<b>Price</b>	<b>Amount</b>								
City Commission	Grant# 3593801 Site Security and Tactical Upg	0.00	0.00	55,520.00								
<b>Category: 70 - Capital Outlay Total:</b>					<b>0.00</b>	<b>0.00</b>	<b>0.00</b>	<b>0.00</b>	<b>0.00</b>	<b>0.00</b>	<b>55,520.00</b>	<b>55,520.00</b>
<b>Division: 2100 - Police Total:</b>					<b>0.00</b>	<b>27,620.00</b>	<b>0.00</b>	<b>0.00</b>	<b>0.00</b>	<b>0.00</b>	<b>55,520.00</b>	<b>55,520.00</b>
<b>AcctType: 5 - Expense Total:</b>					<b>0.00</b>	<b>27,620.00</b>	<b>0.00</b>	<b>0.00</b>	<b>0.00</b>	<b>0.00</b>	<b>55,520.00</b>	<b>55,520.00</b>
<b>Department : 210 - Police Total:</b>					<b>0.00</b>	<b>27,620.00</b>	<b>0.00</b>	<b>0.00</b>	<b>0.00</b>	<b>0.00</b>	<b>55,520.00</b>	<b>55,520.00</b>
<b>Total Revenues</b>					<b>0.00</b>	<b>27,620.00</b>	<b>0.00</b>	<b>0.00</b>	<b>0.00</b>	<b>0.00</b>	<b>55,520.00</b>	<b>55,520.00</b>
<b>Total Expenses</b>					<b>0.00</b>	<b>27,620.00</b>	<b>0.00</b>	<b>0.00</b>	<b>0.00</b>	<b>0.00</b>	<b>55,520.00</b>	<b>55,520.00</b>
<b>Fund: 080 - HOMELAND SECURITY GRANT Surplus (Deficit):</b>					<b>0.00</b>	<b>0.00</b>	<b>0.00</b>	<b>0.00</b>	<b>0.00</b>	<b>0.00</b>	<b>0.00</b>	<b>0.00</b>



# FUND 082 – TXCDBG #7215270

---

## FUND SUMMARY

Presented for current year activity.

Grant Funds

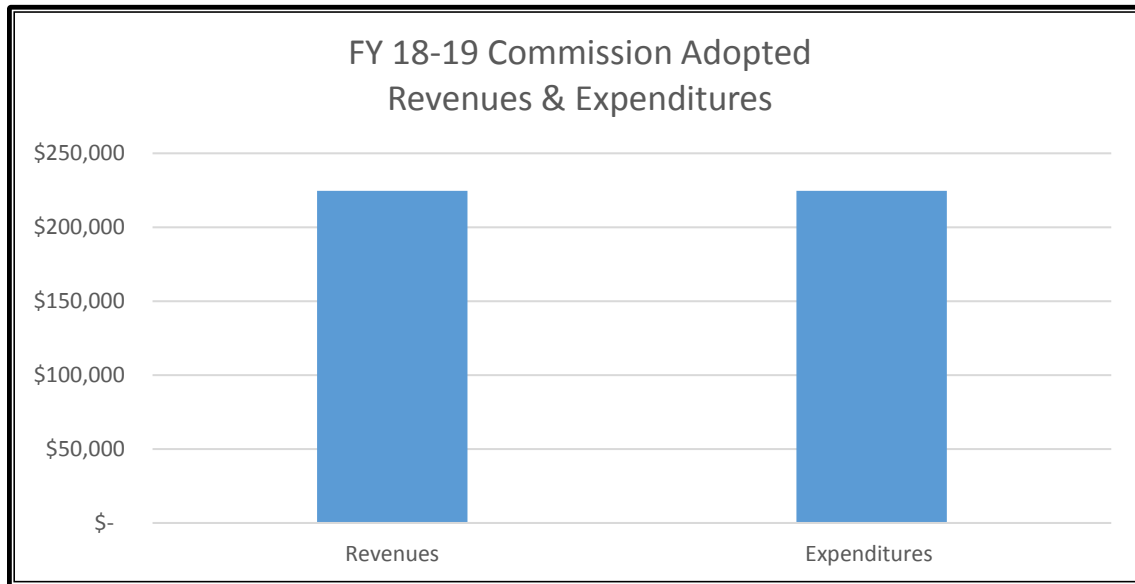
For Fiscal: 10/2017-09/2018 Period Ending: 09/30/2018

		Defined Budgets							
		2016	2017	2018	2018	2018	2018	2019	2019
		Total Activity	Total Activity	Original Budget	Total Budget (Amended)	YTD Activity	Expected Annual	City Manager Proposed	City Commission Adopted
<b>Fund: 082 - TXCDBG GRANT #7215270</b>									
<b>Department : 000 - Non-Departmental</b>									
<b>AcctType: 4 - Revenue</b>									
<b>Division: 0000 - Non-Departmental</b>									
<a href="#">082-4-0000-75010</a>	Transfer From Utility Fund	0.00	60,000.00	0.00	0.00	0.00	0.00	0.00	0.00
<b>Division: 0000 - Non-Departmental Total:</b>		<b>0.00</b>	<b>60,000.00</b>	<b>0.00</b>	<b>0.00</b>	<b>0.00</b>	<b>0.00</b>	<b>0.00</b>	<b>0.00</b>
<b>AcctType: 4 - Revenue Total:</b>		<b>0.00</b>	<b>60,000.00</b>	<b>0.00</b>	<b>0.00</b>	<b>0.00</b>	<b>0.00</b>	<b>0.00</b>	<b>0.00</b>
<b>Department : 000 - Non-Departmental Total:</b>		<b>0.00</b>	<b>60,000.00</b>	<b>0.00</b>	<b>0.00</b>	<b>0.00</b>	<b>0.00</b>	<b>0.00</b>	<b>0.00</b>
<b>Department : 600 - Water</b>									
<b>AcctType: 4 - Revenue</b>									
<b>Division: 6000 - Water</b>									
<a href="#">082-4-6000-72010</a>	State Grants	111,986.93	191,926.07	0.00	42,587.00	39,500.00	0.00	0.00	0.00
<b>Division: 6000 - Water Total:</b>		<b>111,986.93</b>	<b>191,926.07</b>	<b>0.00</b>	<b>42,587.00</b>	<b>39,500.00</b>	<b>0.00</b>	<b>0.00</b>	<b>0.00</b>
<b>AcctType: 4 - Revenue Total:</b>		<b>111,986.93</b>	<b>191,926.07</b>	<b>0.00</b>	<b>42,587.00</b>	<b>39,500.00</b>	<b>0.00</b>	<b>0.00</b>	<b>0.00</b>
<b>AcctType: 5 - Expense</b>									
<b>Division: 6001 - Water Construction</b>									
<b>Category: 50 - Maintenance</b>									
<a href="#">082-5-6001-54110</a>	8" Water Line Replacement-CDBG	111,986.93	191,926.07	0.00	42,587.00	39,500.00	42,587.00	0.00	0.00
<b>Category: 50 - Maintenance Total:</b>		<b>111,986.93</b>	<b>191,926.07</b>	<b>0.00</b>	<b>42,587.00</b>	<b>39,500.00</b>	<b>42,587.00</b>	<b>0.00</b>	<b>0.00</b>
<b>Division: 6001 - Water Construction Total:</b>		<b>111,986.93</b>	<b>191,926.07</b>	<b>0.00</b>	<b>42,587.00</b>	<b>39,500.00</b>	<b>42,587.00</b>	<b>0.00</b>	<b>0.00</b>
<b>AcctType: 5 - Expense Total:</b>		<b>111,986.93</b>	<b>191,926.07</b>	<b>0.00</b>	<b>42,587.00</b>	<b>39,500.00</b>	<b>42,587.00</b>	<b>0.00</b>	<b>0.00</b>
<b>Department : 600 - Water Surplus (Deficit):</b>		<b>0.00</b>	<b>0.00</b>	<b>0.00</b>	<b>0.00</b>	<b>0.00</b>	<b>-42,587.00</b>	<b>0.00</b>	<b>0.00</b>
<b>Total Revenues</b>		<b>111,986.93</b>	<b>251,926.07</b>	<b>0.00</b>	<b>42,587.00</b>	<b>39,500.00</b>	<b>0.00</b>	<b>0.00</b>	<b>0.00</b>
<b>Total Expenses</b>		<b>111,986.93</b>	<b>191,926.07</b>	<b>0.00</b>	<b>42,587.00</b>	<b>39,500.00</b>	<b>42,587.00</b>	<b>0.00</b>	<b>0.00</b>
<b>Fund: 082 - TXCDBG GRANT #7215270 Surplus (Deficit):</b>		<b>0.00</b>	<b>60,000.00</b>	<b>0.00</b>	<b>0.00</b>	<b>0.00</b>	<b>-42,587.00</b>	<b>0.00</b>	<b>0.00</b>

# FUND 083 – CRIMINAL JUSTICE

## DIVISION – OFFICE OF GOVERNOR GRANT

### FUND SUMMARY



	<b>FY 18-19 Adopted Budget</b>
Revenues	\$224,655
Expenditures	224,655
Net Revenues over (under) Expenditures	<u>\$0</u>
 <b><u>Fund Balance</u></b>	
Beginning Fund Balance - (Unaudited)	\$0
Budgeted Revenues	224,655
Budgeted Expenditures	224,655
Estimated Ending Fund Balance 09/30/19	<u><u>\$0</u></u>

Grant Funds

For Fiscal: 10/2017-09/2018 Period Ending: 09/30/2018

		2016	2017	2018	2018	2018	Defined Budgets		2019	2019
		Total Activity	Total Activity	Original Budget	Total Budget (Amended)	YTD Activity	2018 Expected Annual	2019 City Manager Proposed	2019 City Commission Adopted	
<b>Fund: 083 - CRIMINAL JUSTICE DIVISION OF GOVERNOR GRANT</b>										
<b>Department : 000 - Non-Departmental</b>										
<b>AcctType: 4 - Revenue</b>										
<b>Division: 0000 - Non-Departmental</b>										
<a href="#">083-4-0000-72010</a>	State Grants	31,994.92	0.00	0.00	42,930.00	42,930.00	42,930.00	224,655.00	224,655.00	
<b>Budget Detail</b>										
<b>Budget Code</b>	<b>Description</b>	<b>Units</b>	<b>Price</b>	<b>Amount</b>						
City Commission	OOG Grant 3682101 for NIBRS CAD RMS	0.00	0.00	-224,655.00						
<a href="#">083-4-0000-75001</a>	Transfer From Fund 001	11,164.98	0.00	0.00	0.00	0.00	0.00	0.00	0.00	
<b>Division: 0000 - Non-Departmental Total:</b>		<b>43,159.90</b>	<b>0.00</b>	<b>0.00</b>	<b>42,930.00</b>	<b>42,930.00</b>	<b>42,930.00</b>	<b>224,655.00</b>	<b>224,655.00</b>	
<b>AcctType: 4 - Revenue Total:</b>		<b>43,159.90</b>	<b>0.00</b>	<b>0.00</b>	<b>42,930.00</b>	<b>42,930.00</b>	<b>42,930.00</b>	<b>224,655.00</b>	<b>224,655.00</b>	
<b>Department : 000 - Non-Departmental Total:</b>		<b>43,159.90</b>	<b>0.00</b>	<b>0.00</b>	<b>42,930.00</b>	<b>42,930.00</b>	<b>42,930.00</b>	<b>224,655.00</b>	<b>224,655.00</b>	
<b>Department : 210 - Police</b>										
<b>AcctType: 5 - Expense</b>										
<b>Division: 2101 - Administration</b>										
<b>Category: 70 - Capital Outlay</b>										
<a href="#">083-5-2101-72600</a>	Computers & Associated Equipm...	0.00	0.00	0.00	0.00	0.00	0.00	224,655.00	224,655.00	
<b>Budget Detail</b>										
<b>Budget Code</b>	<b>Description</b>	<b>Units</b>	<b>Price</b>	<b>Amount</b>						
City Commission	OOG Grant 3682101: NIBRS Software	0.00	0.00	224,655.00						
<b>Category: 70 - Capital Outlay Total:</b>		<b>0.00</b>	<b>0.00</b>	<b>0.00</b>	<b>0.00</b>	<b>0.00</b>	<b>0.00</b>	<b>224,655.00</b>	<b>224,655.00</b>	
<b>Division: 2101 - Administration Total:</b>		<b>0.00</b>	<b>0.00</b>	<b>0.00</b>	<b>0.00</b>	<b>0.00</b>	<b>0.00</b>	<b>224,655.00</b>	<b>224,655.00</b>	
<b>Division: 2102 - Patrol</b>										
<b>Category: 20 - Supplies</b>										
<a href="#">083-5-2102-21700</a>	Minor Eq/Furniture	25,379.90	0.00	0.00	42,930.00	42,930.00	42,930.00	0.00	0.00	
<b>Category: 20 - Supplies Total:</b>		<b>25,379.90</b>	<b>0.00</b>	<b>0.00</b>	<b>42,930.00</b>	<b>42,930.00</b>	<b>42,930.00</b>	<b>0.00</b>	<b>0.00</b>	



Grant Funds

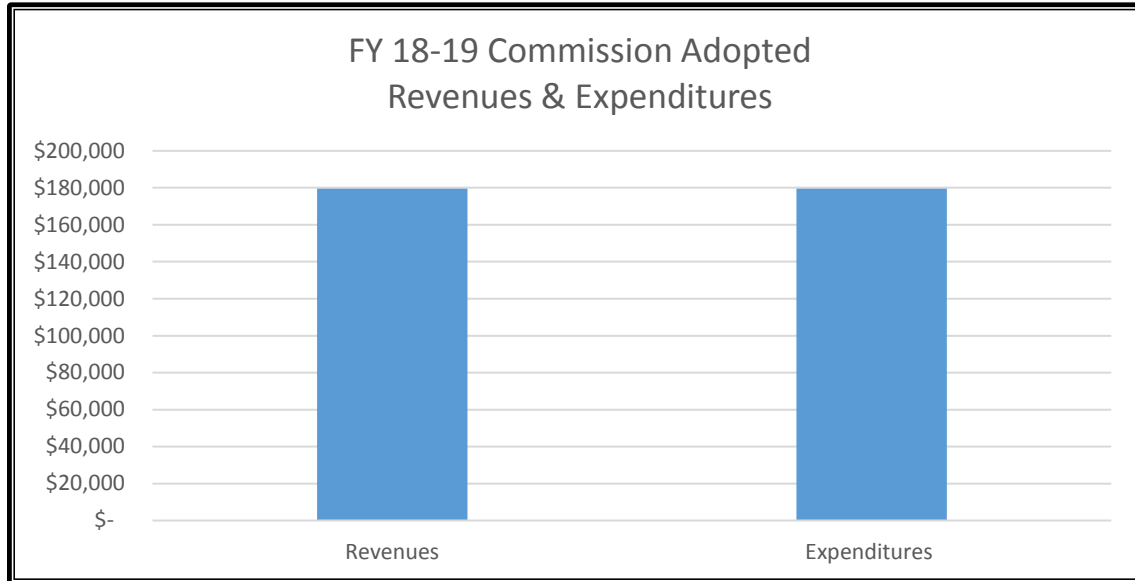
For Fiscal: 10/2017-09/2018 Period Ending: 09/30/2018

	2016 Total Activity	2017 Total Activity	2018 Original Budget	2018 Total Budget (Amended)	2018 YTD Activity	Defined Budgets		2019 City Manager Proposed	2019 City Commission Adopted
						2018 Expected Annual			
<b>Category: 70 - Capital Outlay</b>									
<a href="#">083-5-2102-71200</a> Machinery/Equipment	17,780.00	0.00	0.00	0.00	0.00	0.00	0.00	0.00	0.00
<b>Category: 70 - Capital Outlay Total:</b>	<b>17,780.00</b>	<b>0.00</b>	<b>0.00</b>	<b>0.00</b>	<b>0.00</b>	<b>0.00</b>	<b>0.00</b>	<b>0.00</b>	<b>0.00</b>
<b>Division: 2102 - Patrol Total:</b>	<b>43,159.90</b>	<b>0.00</b>	<b>0.00</b>	<b>42,930.00</b>	<b>42,930.00</b>	<b>42,930.00</b>	<b>0.00</b>	<b>0.00</b>	<b>0.00</b>
<b>AcctType: 5 - Expense Total:</b>	<b>43,159.90</b>	<b>0.00</b>	<b>0.00</b>	<b>42,930.00</b>	<b>42,930.00</b>	<b>42,930.00</b>	<b>224,655.00</b>	<b>224,655.00</b>	<b>224,655.00</b>
<b>Department : 210 - Police Total:</b>	<b>43,159.90</b>	<b>0.00</b>	<b>0.00</b>	<b>42,930.00</b>	<b>42,930.00</b>	<b>42,930.00</b>	<b>224,655.00</b>	<b>224,655.00</b>	<b>224,655.00</b>
<b>Total Revenues</b>	<b>43,159.90</b>	<b>0.00</b>	<b>0.00</b>	<b>42,930.00</b>	<b>42,930.00</b>	<b>42,930.00</b>	<b>224,655.00</b>	<b>224,655.00</b>	<b>224,655.00</b>
<b>Total Expenses</b>	<b>43,159.90</b>	<b>0.00</b>	<b>0.00</b>	<b>42,930.00</b>	<b>42,930.00</b>	<b>42,930.00</b>	<b>224,655.00</b>	<b>224,655.00</b>	<b>224,655.00</b>
<b>Fund: 083 - CRIMINAL JUSTICE DIVISION OF GOVERNOR GRANT Surplus ..</b>	<b>0.00</b>	<b>0.00</b>	<b>0.00</b>	<b>0.00</b>	<b>0.00</b>	<b>0.00</b>	<b>0.00</b>	<b>0.00</b>	<b>0.00</b>



# FUND 084 – DEAAG GRANT

## FUND SUMMARY



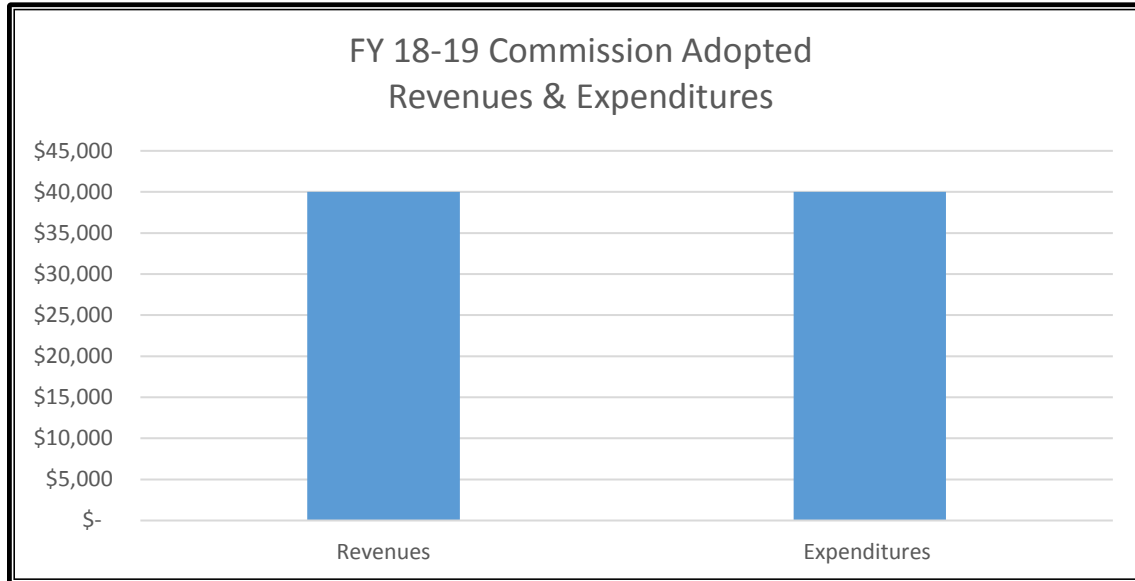
		<b>FY 18-19 Adopted Budget</b>
Revenues		\$179,520
Expenditures		179,520
Net Revenues over (under) Expenditures		\$0
 <b><u>Fund Balance</u></b>		
Beginning Fund Balance - (Unaudited)		\$0
Budgeted Revenues	\$ 143,616	
Budgeted Transfers In	35,904	
Total Revenues		179,520
 Budgeted Expenditures		179,520
Estimated Ending Fund Balance 09/30/19		\$0

Grant Funds

For Fiscal: 10/2017-09/2018 Period Ending: 09/30/2018

					Defined Budgets							
					2018	2018	2018	2018	2019	2019		
					Total Activity	Total Activity	Original Budget	Total Budget (Amended)	YTD Activity	Expected Annual	City Manager Proposed	City Commission Adopted
<b>Fund: 084 - DEAAG GRANT FUND</b>												
<b>Department : 000 - Non-Departmental</b>												
<b>AcctType: 4 - Revenue</b>												
<b>Division: 0000 - Non-Departmental</b>												
<a href="#">084-4-0000-72010</a>	State Grants				0.00	0.00	0.00	143,616.00	0.00	0.00	143,616.00	143,616.00
<a href="#">084-4-0000-75001</a>	Transfer From Fund 001				0.00	0.00	0.00	35,904.00	0.00	0.00	35,904.00	35,904.00
<b>Budget Detail</b>												
<b>Budget Code</b>	<b>Description</b>	<b>Units</b>	<b>Price</b>	<b>Amount</b>								
City Commission	DEAAG Grant Match	0.00	0.00	-35,904.00								
<b>Division: 0000 - Non-Departmental Total:</b>					<b>0.00</b>	<b>0.00</b>	<b>0.00</b>	<b>179,520.00</b>	<b>0.00</b>	<b>0.00</b>	<b>179,520.00</b>	<b>179,520.00</b>
<b>AcctType: 4 - Revenue Total:</b>					<b>0.00</b>	<b>0.00</b>	<b>0.00</b>	<b>179,520.00</b>	<b>0.00</b>	<b>0.00</b>	<b>179,520.00</b>	<b>179,520.00</b>
<b>Department : 000 - Non-Departmental Total:</b>					<b>0.00</b>	<b>0.00</b>	<b>0.00</b>	<b>179,520.00</b>	<b>0.00</b>	<b>0.00</b>	<b>179,520.00</b>	<b>179,520.00</b>
<b>Department : 103 - City Special</b>												
<b>AcctType: 5 - Expense</b>												
<b>Division: 1030 - City Special</b>												
<b>Category: 70 - Capital Outlay</b>												
<a href="#">084-5-1030-71405</a>	Land Purchase				0.00	0.00	0.00	179,520.00	0.00	0.00	179,520.00	179,520.00
<b>Budget Detail</b>												
<b>Budget Code</b>	<b>Description</b>	<b>Units</b>	<b>Price</b>	<b>Amount</b>								
City Commission	DEAAG Grant - Land Purchase	0.00	0.00	179,520.00								
<b>Category: 70 - Capital Outlay Total:</b>					<b>0.00</b>	<b>0.00</b>	<b>0.00</b>	<b>179,520.00</b>	<b>0.00</b>	<b>0.00</b>	<b>179,520.00</b>	<b>179,520.00</b>
<b>Division: 1030 - City Special Total:</b>					<b>0.00</b>	<b>0.00</b>	<b>0.00</b>	<b>179,520.00</b>	<b>0.00</b>	<b>0.00</b>	<b>179,520.00</b>	<b>179,520.00</b>
<b>AcctType: 5 - Expense Total:</b>					<b>0.00</b>	<b>0.00</b>	<b>0.00</b>	<b>179,520.00</b>	<b>0.00</b>	<b>0.00</b>	<b>179,520.00</b>	<b>179,520.00</b>
<b>Department : 103 - City Special Total:</b>					<b>0.00</b>	<b>0.00</b>	<b>0.00</b>	<b>179,520.00</b>	<b>0.00</b>	<b>0.00</b>	<b>179,520.00</b>	<b>179,520.00</b>
<b>Total Revenues</b>					<b>0.00</b>	<b>0.00</b>	<b>0.00</b>	<b>179,520.00</b>	<b>0.00</b>	<b>0.00</b>	<b>179,520.00</b>	<b>179,520.00</b>
<b>Total Expenses</b>					<b>0.00</b>	<b>0.00</b>	<b>0.00</b>	<b>179,520.00</b>	<b>0.00</b>	<b>0.00</b>	<b>179,520.00</b>	<b>179,520.00</b>
<b>Fund: 084 - DEAAG GRANT FUND Surplus (Deficit):</b>					<b>0.00</b>	<b>0.00</b>	<b>0.00</b>	<b>0.00</b>	<b>0.00</b>	<b>0.00</b>	<b>0.00</b>	<b>0.00</b>

# FUND 085 – CERTIFIED LOCAL GOVERNMENT GRANTS FUND SUMMARY



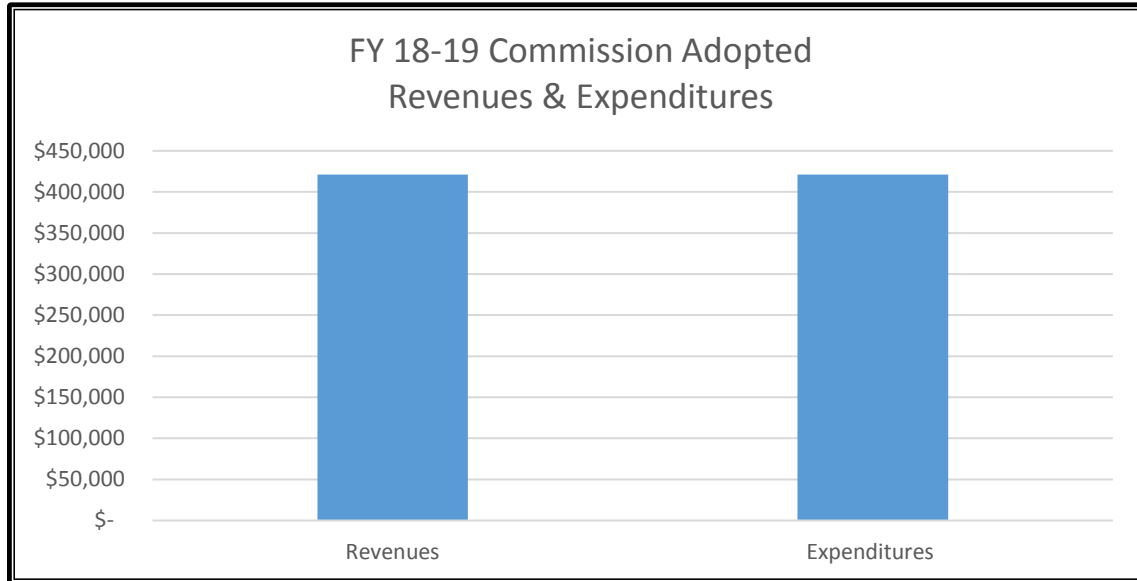
	<b>FY 18-19 Adopted Budget</b>
Revenues	\$40,000
Expenditures	40,000
Net Revenues over (under) Expenditures	<u>\$0</u>
 <b><u>Fund Balance</u></b>	
Beginning Fund Balance - (Unaudited)	\$0
Budgeted Revenues	\$ 20,000
Budgeted Transfers In	20,000
Total Revenues	40,000
 Budgeted Expenditures	 40,000
Estimated Ending Fund Balance 09/30/19	<u><u>\$0</u></u>

Grant Funds

For Fiscal: 10/2017-09/2018 Period Ending: 09/30/2018

					Defined Budgets							
					2018	2018	2018	2018	2019	2019		
					Total Activity	Total Activity	Original Budget	Total Budget (Amended)	YTD Activity	Expected Annual	City Manager Proposed	City Commission Adopted
<b>Fund: 085 - CERTIFIED LOCAL GOVERNMENT GRANTS (CLG)</b>												
Department : 000 - Non-Departmental												
AcctType: 4 - Revenue												
Division: 0000 - Non-Departmental												
<a href="#">085-4-0000-72005</a>	Federal Grants				0.00	0.00	0.00	15,000.00	13,420.91	15,000.00	20,000.00	20,000.00
<b>Budget Detail</b>												
<b>Budget Code</b>	<b>Description</b>	<b>Units</b>	<b>Price</b>	<b>Amount</b>								
City Commission	TX-18-027 Design Guidelines	0.00	0.00	-20,000.00								
<a href="#">085-4-0000-75033</a>	Transfer From Fund 033				0.00	0.00	0.00	13,600.00	13,420.91	13,600.00	0.00	0.00
<a href="#">085-4-0000-75098</a>	Transfer From Fund 098				0.00	0.00	0.00	0.00	0.00	0.00	20,000.00	20,000.00
<b>Budget Detail</b>												
<b>Budget Code</b>	<b>Description</b>	<b>Units</b>	<b>Price</b>	<b>Amount</b>								
City Commission	TX-18-027 Design Guidelines	0.00	0.00	-20,000.00								
<b>Division: 0000 - Non-Departmental Total:</b>					<b>0.00</b>	<b>0.00</b>	<b>0.00</b>	<b>28,600.00</b>	<b>26,841.82</b>	<b>28,600.00</b>	<b>40,000.00</b>	<b>40,000.00</b>
<b>AcctType: 4 - Revenue Total:</b>					<b>0.00</b>	<b>0.00</b>	<b>0.00</b>	<b>28,600.00</b>	<b>26,841.82</b>	<b>28,600.00</b>	<b>40,000.00</b>	<b>40,000.00</b>
<b>Department : 000 - Non-Departmental Total:</b>					<b>0.00</b>	<b>0.00</b>	<b>0.00</b>	<b>28,600.00</b>	<b>26,841.82</b>	<b>28,600.00</b>	<b>40,000.00</b>	<b>40,000.00</b>
<b>Department : 160 - Planning /DevlopSvcs</b>												
AcctType: 5 - Expense												
Division: 1604 - Downtown												
Category: 30 - Services												
<a href="#">085-5-1604-31400</a>	Professional Services				0.00	0.00	0.00	28,600.00	26,841.82	28,600.00	40,000.00	40,000.00
<b>Budget Detail</b>												
<b>Budget Code</b>	<b>Description</b>	<b>Units</b>	<b>Price</b>	<b>Amount</b>								
City Commission	TX-18-027 Design Guidelines	0.00	0.00	40,000.00								
<b>Category: 30 - Services Total:</b>					<b>0.00</b>	<b>0.00</b>	<b>0.00</b>	<b>28,600.00</b>	<b>26,841.82</b>	<b>28,600.00</b>	<b>40,000.00</b>	<b>40,000.00</b>
<b>Division: 1604 - Downtown Total:</b>					<b>0.00</b>	<b>0.00</b>	<b>0.00</b>	<b>28,600.00</b>	<b>26,841.82</b>	<b>28,600.00</b>	<b>40,000.00</b>	<b>40,000.00</b>
<b>AcctType: 5 - Expense Total:</b>					<b>0.00</b>	<b>0.00</b>	<b>0.00</b>	<b>28,600.00</b>	<b>26,841.82</b>	<b>28,600.00</b>	<b>40,000.00</b>	<b>40,000.00</b>
<b>Department : 160 - Planning /DevlopSvcs Total:</b>					<b>0.00</b>	<b>0.00</b>	<b>0.00</b>	<b>28,600.00</b>	<b>26,841.82</b>	<b>28,600.00</b>	<b>40,000.00</b>	<b>40,000.00</b>
<b>Total Revenues</b>					<b>0.00</b>	<b>0.00</b>	<b>0.00</b>	<b>28,600.00</b>	<b>26,841.82</b>	<b>28,600.00</b>	<b>40,000.00</b>	<b>40,000.00</b>
<b>Total Expenses</b>					<b>0.00</b>	<b>0.00</b>	<b>0.00</b>	<b>28,600.00</b>	<b>26,841.82</b>	<b>28,600.00</b>	<b>40,000.00</b>	<b>40,000.00</b>
<b>Fund: 085 - CERTIFIED LOCAL GOVERNMENT GRANTS (CLG) Surplus (Def.):</b>					<b>0.00</b>	<b>0.00</b>	<b>0.00</b>	<b>0.00</b>	<b>0.00</b>	<b>0.00</b>	<b>0.00</b>	<b>0.00</b>

# FUND 094 – TEXAS PARKS & WILDLIFE GRANTS FUND SUMMARY



		<b>FY 18-19 Adopted Budget</b>
Revenues		\$421,000
Expenditures		421,000
Net Revenues over (under) Expenditures		\$0
 <b>Fund Balance</b>		
Beginning Fund Balance - (Unaudited)		\$0
Budgeted Revenues	\$ 224,000	
Budgeted Transfers In	197,000	
Total Revenues		421,000
 Budgeted Expenditures		421,000
Estimated Ending Fund Balance 09/30/19		\$0

Grant Funds

For Fiscal: 10/2017-09/2018 Period Ending: 09/30/2018

					Defined Budgets					
					2018	2018	2019	2019		
					Total Activity	Total Activity	YTD Activity	City Manager	City Commission	
					Original Budget	Total Budget (Amended)	Expected Annual	Proposed	Adopted	
<b>Fund: 094 - TEXAS PARKS &amp; WILDLIFE GRANT</b>										
Department : 000 - Non-Departmental										
AcctType: 4 - Revenue										
Division: 0000 - Non-Departmental										
<a href="#">094-4-0000-72005</a>	Federal Grants				0.00	0.00	0.00	0.00	224,000.00	224,000.00
<b>Budget Detail</b>										
<b>Budget Code</b>	<b>Description</b>	<b>Units</b>	<b>Price</b>	<b>Amount</b>						
City Commission	Grant Revenue	0.00	0.00	-224,000.00						
<a href="#">094-4-0000-75033</a>	Transfer From Fund 033				0.00	0.00	0.00	0.00	197,000.00	197,000.00
<b>Budget Detail</b>										
<b>Budget Code</b>	<b>Description</b>	<b>Units</b>	<b>Price</b>	<b>Amount</b>						
City Commission	Parks Grant Cash Match	0.00	0.00	-197,000.00						
<b>Division: 0000 - Non-Departmental Total:</b>					<b>0.00</b>	<b>0.00</b>	<b>0.00</b>	<b>0.00</b>	<b>421,000.00</b>	<b>421,000.00</b>
<b>AcctType: 4 - Revenue Total:</b>					<b>0.00</b>	<b>0.00</b>	<b>0.00</b>	<b>0.00</b>	<b>421,000.00</b>	<b>421,000.00</b>
<b>Department : 000 - Non-Departmental Total:</b>					<b>0.00</b>	<b>0.00</b>	<b>0.00</b>	<b>0.00</b>	<b>421,000.00</b>	<b>421,000.00</b>
<b>Department : 450 - Parks &amp; Recreation</b>										
AcctType: 5 - Expense										
Division: 4503 - Parks Maintenance										
Category: 10 - Personnel Services										
<a href="#">094-5-4503-11100</a>	Salaries & Wages				0.00	0.00	0.00	0.00	0.00	0.00
<b>Category: 10 - Personnel Services Total:</b>					<b>0.00</b>	<b>0.00</b>	<b>0.00</b>	<b>0.00</b>	<b>0.00</b>	<b>0.00</b>
<b>Category: 20 - Supplies</b>										
<a href="#">094-5-4503-21700</a>	Minor Equipment				0.00	0.00	0.00	0.00	0.00	0.00
<b>Category: 20 - Supplies Total:</b>					<b>0.00</b>	<b>0.00</b>	<b>0.00</b>	<b>0.00</b>	<b>0.00</b>	<b>0.00</b>
<b>Category: 50 - Maintenance</b>										
<a href="#">094-5-4503-59100</a>	Grounds & Perm Fixtures				0.00	0.00	0.00	0.00	421,000.00	421,000.00
<b>Budget Detail</b>										
<b>Budget Code</b>	<b>Description</b>	<b>Units</b>	<b>Price</b>	<b>Amount</b>						
City Commission	Parks Grant	0.00	0.00	421,000.00						
<b>Category: 50 - Maintenance Total:</b>					<b>0.00</b>	<b>0.00</b>	<b>0.00</b>	<b>0.00</b>	<b>421,000.00</b>	<b>421,000.00</b>
<b>Category: 70 - Capital Outlay</b>										
<a href="#">094-5-4503-71200</a>	Machinery/Equipment				0.00	0.00	0.00	0.00	0.00	0.00



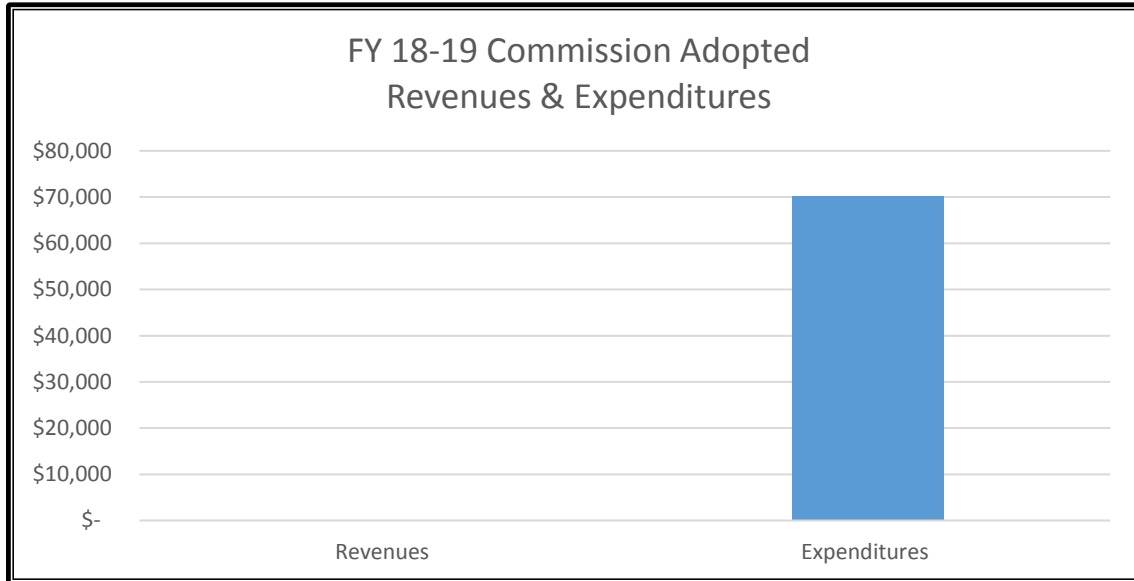
Grant Funds

For Fiscal: 10/2017-09/2018 Period Ending: 09/30/2018

	Total Activity	Total Activity	2018 Original Budget	2018 Total Budget (Amended)	2018 YTD Activity	Defined Budgets		2019 City Manager Proposed	2019 City Commission Adopted
						2018 Expected Annual			
<a href="#">094-5-4503-71300</a> Buildings	0.00	0.00	0.00	0.00	0.00	0.00	0.00	0.00	0.00
<b>Category: 70 - Capital Outlay Total:</b>	<b>0.00</b>	<b>0.00</b>	<b>0.00</b>	<b>0.00</b>	<b>0.00</b>	<b>0.00</b>	<b>0.00</b>	<b>0.00</b>	<b>0.00</b>
<b>Division: 4503 - Parks Maintenance Total:</b>	<b>0.00</b>	<b>0.00</b>	<b>0.00</b>	<b>0.00</b>	<b>0.00</b>	<b>0.00</b>	<b>0.00</b>	<b>421,000.00</b>	<b>421,000.00</b>
<b>AcctType: 5 - Expense Total:</b>	<b>0.00</b>	<b>0.00</b>	<b>0.00</b>	<b>0.00</b>	<b>0.00</b>	<b>0.00</b>	<b>0.00</b>	<b>421,000.00</b>	<b>421,000.00</b>
<b>Department : 450 - Parks &amp; Recreation Total:</b>	<b>0.00</b>	<b>0.00</b>	<b>0.00</b>	<b>0.00</b>	<b>0.00</b>	<b>0.00</b>	<b>0.00</b>	<b>421,000.00</b>	<b>421,000.00</b>
<b>Total Revenues</b>	<b>0.00</b>	<b>0.00</b>	<b>0.00</b>	<b>0.00</b>	<b>0.00</b>	<b>0.00</b>	<b>0.00</b>	<b>421,000.00</b>	<b>421,000.00</b>
<b>Total Expenses</b>	<b>0.00</b>	<b>0.00</b>	<b>0.00</b>	<b>0.00</b>	<b>0.00</b>	<b>0.00</b>	<b>0.00</b>	<b>421,000.00</b>	<b>421,000.00</b>
<b>Fund: 094 - TEXAS PARKS &amp; WILDLIFE GRANT Surplus (Deficit):</b>	<b>0.00</b>	<b>0.00</b>	<b>0.00</b>	<b>0.00</b>	<b>0.00</b>	<b>0.00</b>	<b>0.00</b>	<b>0.00</b>	<b>0.00</b>



# FUND 601 – FEMA EVENT - HARVEY FUND SUMMARY



	<b>FY 18-19 Adopted Budget</b>
Revenues	\$0
Expenditures	70,228
Net Revenues over (under) Expenditures	<u>(\$70,228)</u>
 <b><u>Fund Balance</u></b>	
Beginning Fund Balance - (Unaudited)	\$70,228
Budgeted Revenues	0
Budgeted Transfers Out	70,228
Estimated Ending Fund Balance 09/30/19	<u>\$0</u>

Grant Funds

For Fiscal: 10/2017-09/2018 Period Ending: 09/30/2018

		Defined Budgets							
		2017	2018	2018	2018	2018	2019	2019	
		Total Activity	Total Activity	Original Budget	Total Budget (Amended)	YTD Activity	Expected Annual	City Manager Proposed	City Commission Adopted
<b>Fund: 601 - FEMA EVENT - HARVEY</b>									
<b>Department : 000 - Non-Departmental</b>									
<b>AcctType: 4 - Revenue</b>									
<b>Division: 0000 - Non-Departmental</b>									
<a href="#">601-4-0000-72005</a>	Federal Grants	0.00	63,954.21	0.00	0.00	7,233.12	7,234.00	0.00	0.00
<a href="#">601-4-0000-75001</a>	Transfer From Fund 001	0.00	71,060.23	0.00	0.00	0.00	0.00	0.00	0.00
<b>Division: 0000 - Non-Departmental Total:</b>		<b>0.00</b>	<b>135,014.44</b>	<b>0.00</b>	<b>0.00</b>	<b>7,233.12</b>	<b>7,234.00</b>	<b>0.00</b>	<b>0.00</b>
<b>AcctType: 4 - Revenue Total:</b>		<b>0.00</b>	<b>135,014.44</b>	<b>0.00</b>	<b>0.00</b>	<b>7,233.12</b>	<b>7,234.00</b>	<b>0.00</b>	<b>0.00</b>
<b>Department : 000 - Non-Departmental Total:</b>		<b>0.00</b>	<b>135,014.44</b>	<b>0.00</b>	<b>0.00</b>	<b>7,233.12</b>	<b>7,234.00</b>	<b>0.00</b>	<b>0.00</b>
<b>Department : 103 - City Special</b>									
<b>AcctType: 5 - Expense</b>									
<b>Division: 1030 - City Special</b>									
<b>Category: 10 - Personnel Services</b>									
<a href="#">601-5-1030-11100</a>	Salaries & Wages	0.00	0.00	0.00	0.00	959.86	960.00	0.00	0.00
<a href="#">601-5-1030-11200</a>	Overtime	0.00	48,414.80	0.00	0.00	0.00	0.00	0.00	0.00
<b>Category: 10 - Personnel Services Total:</b>		<b>0.00</b>	<b>48,414.80</b>	<b>0.00</b>	<b>0.00</b>	<b>959.86</b>	<b>960.00</b>	<b>0.00</b>	<b>0.00</b>
<b>Category: 20 - Supplies</b>									
<a href="#">601-5-1030-21100</a>	Supplies	0.00	4,686.68	0.00	0.00	0.00	0.00	0.00	0.00
<a href="#">601-5-1030-21700</a>	Minor Equipment	0.00	235.87	0.00	0.00	0.00	0.00	0.00	0.00
<b>Category: 20 - Supplies Total:</b>		<b>0.00</b>	<b>4,922.55</b>	<b>0.00</b>	<b>0.00</b>	<b>0.00</b>	<b>0.00</b>	<b>0.00</b>	<b>0.00</b>
<b>Category: 30 - Services</b>									
<a href="#">601-5-1030-31900</a>	Catering	0.00	1,741.49	0.00	0.00	0.00	0.00	0.00	0.00
<b>Category: 30 - Services Total:</b>		<b>0.00</b>	<b>1,741.49</b>	<b>0.00</b>	<b>0.00</b>	<b>0.00</b>	<b>0.00</b>	<b>0.00</b>	<b>0.00</b>
<b>Category: 40 - Repairs</b>									
<a href="#">601-5-1030-41100</a>	Vehicle Maintenance	0.00	15,951.59	0.00	0.00	0.00	0.00	0.00	0.00
<b>Category: 40 - Repairs Total:</b>		<b>0.00</b>	<b>15,951.59</b>	<b>0.00</b>	<b>0.00</b>	<b>0.00</b>	<b>0.00</b>	<b>0.00</b>	<b>0.00</b>
<b>Division: 1030 - City Special Total:</b>		<b>0.00</b>	<b>71,030.43</b>	<b>0.00</b>	<b>0.00</b>	<b>959.86</b>	<b>960.00</b>	<b>0.00</b>	<b>0.00</b>
<b>AcctType: 5 - Expense Total:</b>		<b>0.00</b>	<b>71,030.43</b>	<b>0.00</b>	<b>0.00</b>	<b>959.86</b>	<b>960.00</b>	<b>0.00</b>	<b>0.00</b>
<b>Department : 103 - City Special Total:</b>		<b>0.00</b>	<b>71,030.43</b>	<b>0.00</b>	<b>0.00</b>	<b>959.86</b>	<b>960.00</b>	<b>0.00</b>	<b>0.00</b>

Grant Funds

For Fiscal: 10/2017-09/2018 Period Ending: 09/30/2018

		Defined Budgets							
		2017	2018	2018	2018	2018	2019	2019	
		Total Activity	Total Activity	Original Budget	Total Budget (Amended)	YTD Activity	Expected Annual	City Manager Proposed	City Commission Adopted
Department : 210 - Police AcctType: 5 - Expense Division: 2101 - Administration Category: 20 - Supplies									
<a href="#">601-5-2101-21100</a>	Supplies	0.00	29.80	0.00	0.00	0.00	0.00	0.00	0.00
<b>Category: 20 - Supplies Total:</b>		<b>0.00</b>	<b>29.80</b>	<b>0.00</b>	<b>0.00</b>	<b>0.00</b>	<b>0.00</b>	<b>0.00</b>	<b>0.00</b>
<b>Division: 2101 - Administration Total:</b>		<b>0.00</b>	<b>29.80</b>	<b>0.00</b>	<b>0.00</b>	<b>0.00</b>	<b>0.00</b>	<b>0.00</b>	<b>0.00</b>
<b>AcctType: 5 - Expense Total:</b>		<b>0.00</b>	<b>29.80</b>	<b>0.00</b>	<b>0.00</b>	<b>0.00</b>	<b>0.00</b>	<b>0.00</b>	<b>0.00</b>
<b>Department : 210 - Police Total:</b>		<b>0.00</b>	<b>29.80</b>	<b>0.00</b>	<b>0.00</b>	<b>0.00</b>	<b>0.00</b>	<b>0.00</b>	<b>0.00</b>
Department : 690 - Fund Expense/Transfer AcctType: 5 - Expense Division: 6900 - Fund Expense/Transfer Category: 80 - Transfers Out									
<a href="#">601-5-6900-80001</a>	Transfer To Fund 001	0.00	0.00	0.00	0.00	0.00	0.00	70,228.00	70,228.00
<b>Category: 80 - Transfers Out Total:</b>		<b>0.00</b>	<b>0.00</b>	<b>0.00</b>	<b>0.00</b>	<b>0.00</b>	<b>0.00</b>	<b>70,228.00</b>	<b>70,228.00</b>
<b>Division: 6900 - Fund Expense/Transfer Total:</b>		<b>0.00</b>	<b>0.00</b>	<b>0.00</b>	<b>0.00</b>	<b>0.00</b>	<b>0.00</b>	<b>70,228.00</b>	<b>70,228.00</b>
<b>AcctType: 5 - Expense Total:</b>		<b>0.00</b>	<b>0.00</b>	<b>0.00</b>	<b>0.00</b>	<b>0.00</b>	<b>0.00</b>	<b>70,228.00</b>	<b>70,228.00</b>
<b>Department : 690 - Fund Expense/Transfer Total:</b>		<b>0.00</b>	<b>0.00</b>	<b>0.00</b>	<b>0.00</b>	<b>0.00</b>	<b>0.00</b>	<b>70,228.00</b>	<b>70,228.00</b>
<b>Total Revenues</b>		<b>0.00</b>	<b>135,014.44</b>	<b>0.00</b>	<b>0.00</b>	<b>7,233.12</b>	<b>7,234.00</b>	<b>0.00</b>	<b>0.00</b>
<b>Total Expenses</b>		<b>0.00</b>	<b>71,060.23</b>	<b>0.00</b>	<b>0.00</b>	<b>959.86</b>	<b>960.00</b>	<b>70,228.00</b>	<b>70,228.00</b>
<b>Fund: 601 - FEMA EVENT - HARVEY Surplus (Deficit):</b>		<b>0.00</b>	<b>63,954.21</b>	<b>0.00</b>	<b>0.00</b>	<b>6,273.26</b>	<b>6,274.00</b>	<b>-70,228.00</b>	<b>-70,228.00</b>
<b>Report Surplus (Deficit):</b>		<b>-45,463.93</b>	<b>176,073.54</b>	<b>0.00</b>	<b>-5,994.23</b>	<b>-4,757.48</b>	<b>-28,873.73</b>	<b>-70,228.00</b>	<b>-70,228.00</b>



# UTILITY FUNDS

---

These funds are proprietary funds used to report an activity for which a fee is charged to external users for goods and services.

## Fund 012 – Utility Debt Service

This fund is used to account for payments on the utility fund debt service. Revenues are generated by transfers in from the Utility Fund 012 and the Storm Water Drainage Fund 055. This fund is appropriated.

## Fund 051 - Utility Fund

This fund is used to account for activities of the utility fund which includes fees for water, and wastewater services. This fund is appropriated.

## Fund 054 – Utility Capital Projects Fund

This fund is used to account for capital projects that are non-debt related This fund is appropriated.

## Fund 055 – Utility Storm Water Drainage Fund

This fund is used to account for debt service payments for storm water drainage bond projects. Revenues are generated from fees and the Expenditures are transferred out to pay for the debt service. This fund is appropriated.

## Fund 062 – CO Series 2005

This fund is used to account for capital bond projects approved in the respective bond issue. Once the funds are expended, the assets are transferred and the fund is closed. This fund is expected to close in FY 16-17. Presented for current year activity.

## Fund 066 – CO Series 2011

This fund is used to account for capital bond projects approved in the respective bond issue. Once the funds are expended, the assets are transferred and the fund is closed. These funds are appropriated.

## Fund 068 – CO Series 2013 Drainage

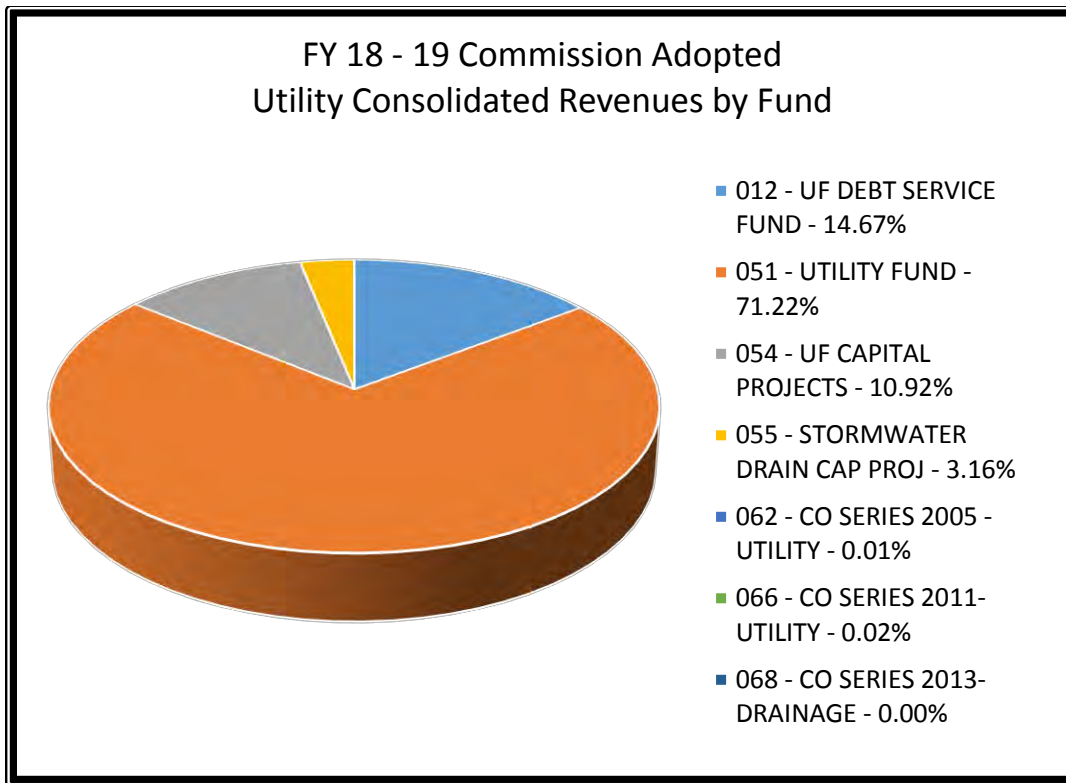
These funds are used to account for capital bond projects approved in the respective bond issue. Once the funds are expended, the assets are transferred and the fund is closed. These funds are appropriated.





# CONSOLIDATED REVENUES

## UTILITY FUNDS



	2017 Total Activity	2018 Original Budget	2018 Amended Budget	2018 Expected Annual	2019 Commission Adopted
012 - UF DEBT SERVICE FUND	\$ 1,554,383.89	\$ 1,550,585.00	\$ 1,550,585.00	\$ 1,557,985.00	\$ 1,878,013.00
051 - UTILITY FUND	8,841,402.77	7,988,321.00	8,023,321.00	8,555,565.00	9,117,606.00
054 - UF CAPITAL PROJECTS	145,531.73	262,000.00	517,580.00	523,580.00	1,398,000.00
055 - STORMWATER DRAIN CAP PROJECTS	227,447.94	405,000.00	405,000.00	300,000.00	405,000.00
062 - CO SERIES 2005 - UTILITY	721.28	-	-	836.00	800.00
066 - CO SERIES 2011- UTILITY	7,821.89	2,600.00	2,600.00	2,816.00	2,800.00
068 - CO SERIES 2013- DRAINAGE	15,924.64	10,000.00	10,000.00	2,002.00	-
<b>TOTAL CONSOLIDATED EXPENDITURES</b>	<b>\$ 10,793,234</b>	<b>\$ 10,218,506</b>	<b>\$ 10,509,086</b>	<b>\$ 10,942,784</b>	<b>\$ 12,802,219</b>



City of Kingsville, TX

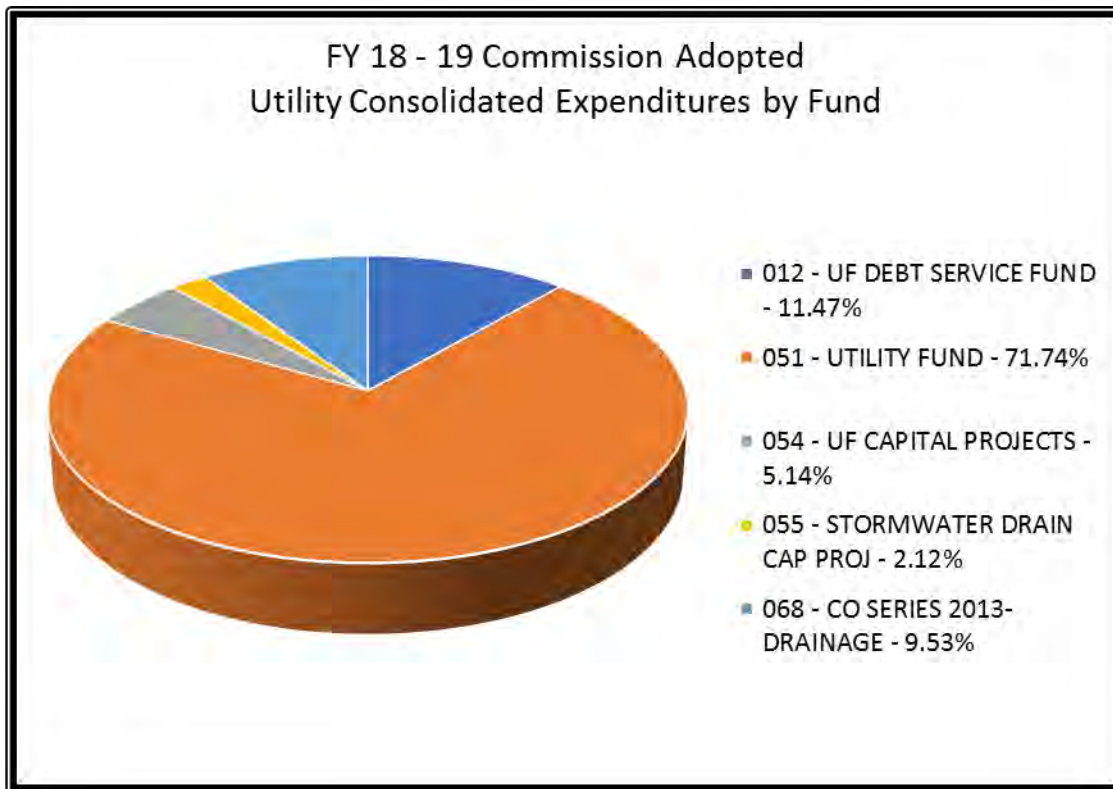
# Consolidated Utility Funds - Revenues

## Group Summary

For Fiscal: 10/2017-09/2018 Period Ending: 09/30/2018

Sourc...	2016 Total Activity	2017 Total Activity	2018 Original Budget	2018 Total Budget (Amended)	2018 YTD Activity	Defined Budgets		2019 City Manager Proposed	2019 City Commission Adopted
						2018 Expected Annual			
75001 - Transfer In From Fund 001	0.00	0.00	50,000.00	85,000.00	85,000.00	85,000.00		21,459.00	21,459.00
75002 - Transfer In from Fund 002	0.00	7,767.00	7,521.00	7,521.00	7,521.00	7,521.00		6,947.00	6,947.00
75010 - Transfer from Fund 051	1,255,860.00	1,390,880.24	1,375,485.00	1,511,065.00	1,511,065.00	1,511,065.00		2,975,563.00	2,975,563.00
75025 - Transfers from Fund 025	0.00	0.00	90,000.00	90,000.00	90,000.00	90,000.00		0.00	0.00
75033 - Transfer From Fund 033	0.00	116,076.72	0.00	0.00	0.00	0.00		0.00	0.00
75054 - Transfers from Fund 054	144,100.00	0.00	0.00	0.00	0.00	0.00		0.00	0.00
75055 - Transfer in from Fund 55	291,850.00	293,150.00	294,100.00	294,100.00	294,100.00	294,100.00		290,450.00	290,450.00
75066 - Transfer From Fund 066	2,021,252.00	95,628.05	0.00	0.00	0.00	0.00		0.00	0.00
75096 - Transfer From Fund 096	0.00	7,415.00	0.00	120,000.00	120,000.00	120,000.00		0.00	0.00
81600 - Water Sales	4,489,100.99	4,841,984.57	4,375,000.00	4,375,000.00	4,760,959.41	4,614,459.00		4,794,000.00	4,794,000.00
81701 - Late Charge Fee on Water	237,336.17	223,514.96	225,000.00	225,000.00	193,365.89	200,000.00		225,000.00	225,000.00
81800 - New Customer Tap Fees	22,121.30	18,165.46	20,000.00	20,000.00	31,706.01	28,971.00		22,000.00	22,000.00
82200 - Sewer Sales	3,388,997.48	3,476,191.93	3,319,000.00	3,319,000.00	3,399,372.93	3,631,000.00		4,012,000.00	4,012,000.00
82300 - Sewer Taps	17,304.45	16,571.00	20,000.00	20,000.00	8,129.00	10,000.00		10,000.00	10,000.00
82500 - Sewer Sales-After Hours	0.00	0.00	0.00	0.00	0.00	500.00		0.00	0.00
82700 - Grease Trap Inspections	2,950.00	4,275.00	4,000.00	4,000.00	1,672.39	4,000.00		4,000.00	4,000.00
83100 - Storm Water Sales	226,085.34	227,449.19	405,000.00	405,000.00	304,668.82	300,000.00		405,000.00	405,000.00
83900 - Penalty-Returned Checks	0.00	1,275.00	0.00	0.00	3,125.00	3,040.00		2,000.00	2,000.00
91501 - Interest Earned Cutwater	12,046.36	9,057.71	4,600.00	4,600.00	0.00	0.00		0.00	0.00
91502 - Interest Earned-MBIA	548.65	721.28	0.00	0.00	802.69	836.00		800.00	800.00
91503 - Interest Income	17,271.60	30,482.39	10,600.00	10,600.00	39,711.84	37,374.00		30,000.00	30,000.00
91520 - Interest Earned-Investment	16,386.07	22,121.80	18,000.00	18,000.00	4,957.86	4,818.00		2,800.00	2,800.00
99000 - Miscellaneous	31,175.84	10,506.84	200.00	200.00	-59.00	100.00		200.00	200.00
99700 - Gain/Loss on Sale of Assets	15,000.00	0.00	0.00	0.00	0.00	0.00		0.00	0.00
<b>Report Total:</b>	<b>12,189,386.25</b>	<b>10,793,234.14</b>	<b>10,218,506.00</b>	<b>10,509,086.00</b>	<b>10,856,098.84</b>	<b>10,942,784.00</b>		<b>12,802,219.00</b>	<b>12,802,219.00</b>

# CONSOLIDATED EXPENDITURES UTILITY FUNDS



	2017	2018	2018	2018	2019
	Total Activity	Original Budget	Amended Budget	Expected Annual	City Manager Proposed
012 - UF DEBT SERVICE FUND	\$ 363,371.86	\$ 1,550,335.00	\$ 1,550,335.00	\$ 1,550,585.00	\$ 1,575,014.00
051 - UTILITY FUND	9,464,791.70	8,700,738.00	8,806,970.00	8,735,656.68	9,854,521.00
054 - UF CAPITAL PROJECTS	21,284.89	1,218,244.00	1,475,523.12	1,445,143.00	706,000.00
055 - STORMWATER DRAIN CAP PROJECTS	293,419.91	390,420.00	390,420.00	390,420.00	291,550.00
062 - CO SERIES 2005 - UTILITY	60,125.02	-	-	-	-
066 - CO SERIES 2011- UTILITY	487,422.05	95,580.00	95,580.00	94,480.62	-
068 - CO SERIES 2013- DRAINAGE	444,924.45	896,739.00	996,739.00	500,000.00	1,309,200.00
<b>TOTAL CONSOLIDATED EXPENDITURES</b>	<b>\$ 11,135,339.88</b>	<b>\$ 12,852,056.00</b>	<b>\$ 13,315,567.12</b>	<b>\$ 12,716,285.30</b>	<b>\$ 13,736,285.00</b>



City of Kingsville, TX

# Consolidated Utility Funds - Expenditures

## Group Summary

For Fiscal: 10/2017-09/2018 Period Ending: 09/30/2018

Objec...	2016 Total Activity	2017 Total Activity	2018 Original Budget	2018 Total Budget (Amended)	2018 YTD Activity	Defined Budgets		2019 City Manager Proposed	2019 City Commission Adopted
						2018 Expected Annual			
11100 - Salaries & Wages	1,475,797.31	1,600,951.84	1,605,299.00	1,578,002.53	1,450,122.27	1,518,714.60	1,663,869.00	1,663,869.00	
11200 - Overtime	110,557.58	114,853.00	118,888.00	125,914.06	125,007.69	136,063.00	118,528.00	118,528.00	
11400 - Retirement - TMRS	156,684.02	165,510.72	164,887.00	161,802.71	136,114.22	151,980.65	153,693.00	153,693.00	
11500 - FICA	113,433.46	119,648.04	132,359.00	132,343.00	115,930.96	122,956.26	136,813.00	136,813.00	
11600 - Group Health Insurance	598,990.73	546,026.70	583,404.00	583,407.00	495,669.61	582,848.00	529,038.00	529,038.00	
11700 - Workers' Compensation	36,323.01	35,301.51	38,441.00	37,136.00	23,157.49	25,399.10	23,648.00	23,648.00	
11800 - Unemployment Compensation	8,508.09	971.73	12,488.00	13,279.00	8,959.04	11,806.00	12,263.00	12,263.00	
12000 - Car Allowance	3,627.65	0.00	0.00	0.00	0.00	0.00	0.00	0.00	
12200 - Certification Pay	6,880.49	6,394.44	5,945.00	5,945.00	5,713.50	5,945.00	5,945.00	5,945.00	
12300 - Life Insurance	2,818.67	3,092.67	3,374.00	3,374.00	3,109.05	3,199.00	3,383.00	3,383.00	
12900 - Safety Incentive	0.00	0.00	0.00	0.00	0.00	0.00	0.00	0.00	
13000 - Personnel Contingency	0.00	0.00	0.00	0.00	0.00	0.00	0.00	0.00	
19100 - Additional Insurance Contribution	24,016.00	0.00	0.00	0.00	0.00	0.00	0.00	0.00	
21100 - Supplies	25,258.69	15,169.00	20,184.00	21,447.25	18,909.51	21,222.00	19,062.00	19,062.00	
21200 - Uniforms & Personal Wear	3,918.33	4,036.38	6,205.00	6,705.00	3,613.48	6,105.00	6,115.00	6,115.00	
21400 - Chemicals	182,620.22	208,555.88	194,920.00	219,920.00	217,012.46	213,401.00	207,698.00	207,698.00	
21500 - Motor Gas & Oil	82,861.19	89,778.45	91,758.00	98,322.25	101,317.50	102,460.00	112,260.00	112,260.00	
21700 - Minor Eq/Furniture	22,881.96	29,213.85	30,250.00	24,073.60	16,208.39	26,956.00	33,331.00	33,331.00	
22100 - Lab Supplies/Chemicals	11,603.16	9,006.30	11,900.00	11,900.00	14,370.01	14,159.00	11,900.00	11,900.00	
22400 - Medical Supplies	13.50	0.00	904.00	904.00	802.78	861.00	700.00	700.00	
22500 - Educational Materials/Supplies	0.00	0.00	100.00	100.00	0.00	50.00	50.00	50.00	
22600 - Computers & Associated Equip	1,544.54	3,285.27	250.00	7,850.00	7,557.80	7,708.00	250.00	250.00	
22800 - Water Meters	39,941.59	63,340.11	65,000.00	111,839.60	99,202.81	100,322.00	60,000.00	60,000.00	
31100 - Communications	11,846.73	13,381.64	18,035.00	18,323.63	14,099.74	16,963.00	20,000.00	20,000.00	
31300 - Postage & Freight	63,003.11	59,501.57	58,980.00	58,980.00	55,125.50	58,951.00	60,780.00	60,780.00	
31400 - Professional Services	196,522.58	205,818.16	189,642.00	322,404.56	249,158.92	328,488.13	217,497.00	217,497.00	
31404 - PrfSrv-Bond IssueCosts/Fees	0.00	0.00	0.00	0.00	0.00	0.00	0.00	0.00	
31410 - ProfSrv-Sftware Mnt	0.00	14,466.93	0.00	0.00	0.00	0.00	1,857.00	1,857.00	
31425 - Prof. Services-GPS	8,874.00	9,282.31	9,869.00	9,869.00	7,681.75	9,507.00	6,120.00	6,120.00	
31450 - Prof Serv-Water Rate Study	0.00	0.00	8,000.00	0.00	0.00	0.00	0.00	0.00	
31458 - Contractual Services	0.00	0.00	0.00	0.00	0.00	0.00	0.00	0.00	
31465 - Prof Svc-Investment Grade Audit	0.00	0.00	0.00	0.00	0.00	0.00	0.00	0.00	
31470 - Prof Svcs - Audit Services	5,181.71	57,225.00	68,801.00	69,117.77	56,756.34	69,052.65	61,956.00	61,956.00	
31475 - Prof Svcs-SWR Collection Expense	0.00	0.00	0.00	1,582.00	1,766.69	1,582.00	2,000.00	2,000.00	
31500 - Printing & Publishing	25,842.39	27,489.52	23,500.00	31,724.21	27,751.75	31,708.00	26,150.00	26,150.00	

**Consolidated Utility Funds - Expenditures**

**For Fiscal: 10/2017-09/2018 Period Ending: 09/30/2018**

Objec...	2016 Total Activity	2017 Total Activity	2018 Original Budget	2018 Total Budget (Amended)	2018 YTD Activity	Defined Budgets		2019 City Manager Proposed	2019 City Commission Adopted
						2018 Expected Annual			
31501 - Liens & Ads w/ Health Dept	0.00	0.00	0.00	0.00	29.00	29.00		0.00	0.00
31600 - Membership, Training, Travel	8,208.87	13,267.64	22,029.00	14,528.00	11,057.88	15,254.00		16,441.00	16,441.00
31660 - Training & Travel - Engineering	0.00	0.00	0.00	0.00	0.00	0.00		1,404.00	1,404.00
31661 - Training & Travel - Public Works Admin	0.00	0.00	0.00	0.00	0.00	0.00		1,150.00	1,150.00
31700 - Memberships & Dues	1,424.35	3,172.29	2,725.00	3,025.00	2,044.50	2,666.00		2,473.00	2,473.00
31800 - Equipment Rent	1,948.98	6,404.21	24,100.00	10,778.00	5,576.33	10,665.00		12,900.00	12,900.00
31900 - Catering	1,877.42	2,634.76	2,555.00	2,480.67	1,939.38	2,481.00		2,502.00	2,502.00
32100 - State Fees	51,802.75	54,453.04	58,018.00	57,696.00	55,193.19	56,094.30		58,796.00	58,796.00
32110 - State Fees-TCEQ Penalty	0.00	0.00	0.00	0.00	0.00	0.00		0.00	0.00
32300 - Utilities	850,219.78	917,823.70	710,000.00	690,866.00	596,662.98	690,824.00		611,450.00	611,450.00
32302 - Utilities - Municipal Building	0.00	0.00	0.00	0.00	0.00	0.00		2,700.00	2,700.00
32400 - Laundry	15,746.85	15,709.24	17,740.00	17,740.00	14,426.78	17,740.00		17,540.00	17,540.00
33100 - Subscriptions	23.50	29.50	30.00	30.00	0.00	30.00		30.00	30.00
33101 - Subscriptions & Dues	99.00	149.00	0.00	250.00	249.99	249.99		250.00	250.00
33501 - Insurance-Property/Liability	213,697.22	231,070.95	227,420.00	240,412.00	241,093.64	241,512.00		267,005.00	267,005.00
34200 - Special Services	22,192.51	52,741.56	21,500.00	69,744.66	58,857.42	70,765.00		74,500.00	74,500.00
34300 - Other Services	0.00	0.00	0.00	0.00	0.00	0.00		0.00	0.00
34301 - Other Services-STWA	348,392.25	351,511.94	360,000.00	360,000.00	319,046.75	360,000.00		370,000.00	370,000.00
39402 - Operating Transfers	0.00	0.00	0.00	0.00	0.00	0.00		0.00	0.00
41100 - Vehicle Maintenance	63,532.21	50,405.17	55,900.00	62,882.00	56,027.41	62,833.00		58,188.00	58,188.00
41400 - Equipment Maintenance	9,871.86	7,886.06	11,620.00	12,028.00	7,809.97	10,738.00		9,850.00	9,850.00
51100 - Building Maintenance	11,935.35	858.67	0.00	0.00	0.00	0.00		0.00	0.00
52100 - Street & Bridge	0.00	0.00	0.00	0.00	0.00	0.00		0.00	0.00
53100 - Drainage	454,556.00	434,924.45	896,739.00	896,739.00	366,716.56	400,000.00		1,309,200.00	1,309,200.00
54100 - Water Line	191,737.61	82,843.75	186,314.00	192,326.00	182,069.54	186,314.00		175,000.00	175,000.00
54105 - 18" Transmission Line	310.05	526.22	0.00	22.00	21.63	22.00		0.00	0.00
54110 - 8" Water Line Replacement-CDBG	0.00	0.00	0.00	0.00	0.00	0.00		0.00	0.00
54200 - Water Meter Parts	4,271.08	54.84	4,275.00	4,275.00	4,212.37	4,275.00		4,850.00	4,850.00
54300 - Utility Plant	412,628.20	422,772.64	396,783.00	502,837.00	452,570.26	515,442.00		486,624.00	486,624.00
55100 - Sewer Line	0.00	0.00	100.00	100.00	0.00	90.00		100.00	100.00
55104 - Sewer Lines & Manholes	34,323.44	101,661.95	42,000.00	42,000.00	41,445.35	42,000.00		42,000.00	42,000.00
59100 - Grounds & Perm Fixtures	0.00	0.00	36,620.00	12,220.00	12,220.00	12,220.00		0.00	0.00
61100 - Principle	0.00	0.00	1,155,000.00	1,155,000.00	1,155,000.00	1,155,000.00		1,227,286.00	1,227,286.00
62100 - Interest	405,244.91	361,621.86	393,335.00	393,335.00	327,515.00	393,335.00		345,728.00	345,728.00
63100 - Paying Agent Fees	1,750.00	1,750.00	2,000.00	2,000.00	2,250.00	2,250.00		2,000.00	2,000.00
64100 - Operating Lease	7,656.16	9,963.71	9,744.00	11,493.00	10,583.93	11,130.00		13,299.00	13,299.00
71100 - Vehicle	0.00	0.00	0.00	0.00	0.00	0.00		0.00	0.00
71200 - Machinery/Equipment	0.00	0.00	327,397.00	196,362.10	194,762.62	194,762.62		6,000.00	6,000.00
71205 - Equipment-SCADA etc	0.00	0.00	0.00	0.00	0.00	0.00		0.00	0.00
71300 - Building	0.00	0.00	821,806.00	1,169,786.00	1,147,286.27	1,169,786.00		0.00	0.00
71402 - Land for New Water Well	0.00	0.00	0.00	0.00	0.00	0.00		0.00	0.00

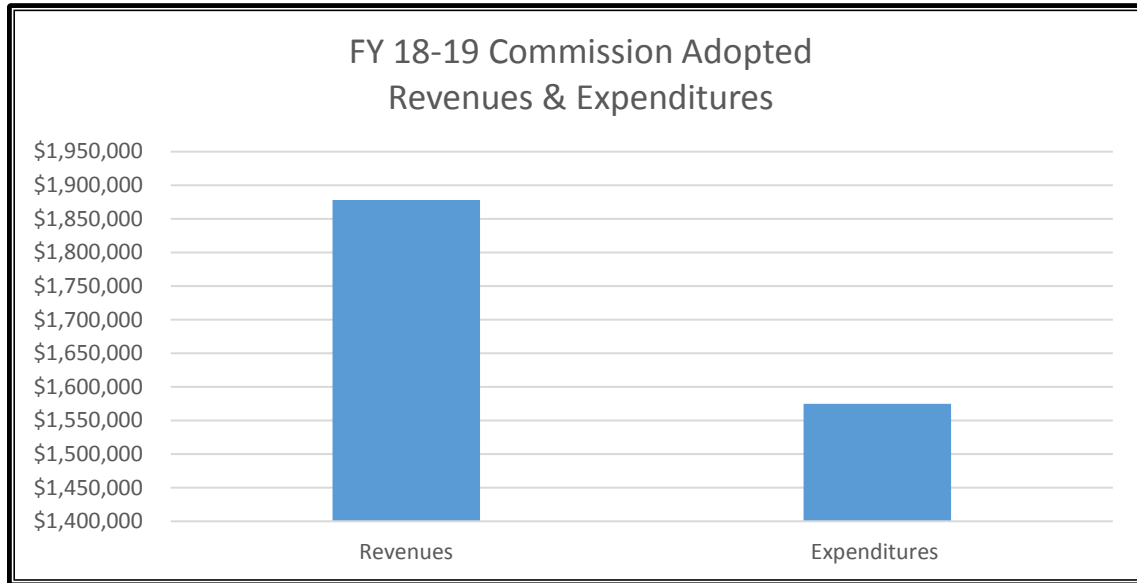
Consolidated Utility Funds - Expenditures

For Fiscal: 10/2017-09/2018 Period Ending: 09/30/2018

Objec...	2016 Total Activity	2017 Total Activity	2018 Original Budget	2018 Total Budget (Amended)	2018 YTD Activity	Defined Budgets		2019 City Manager Proposed	2019 City Commission Adopted
						2018 Expected Annual			
71700 - Water Lines & Fixtures	0.00	0.00	0.00	0.00	0.00	0.00		57,720.00	57,720.00
71703 - Water Lines & Fixtures	0.00	0.00	0.00	0.00	0.00	0.00		0.00	0.00
71900 - Water Towers	0.00	0.00	0.00	0.00	0.00	0.00		0.00	0.00
72019 - Water Well #19	0.00	0.00	100,000.00	42,109.25	41,582.93	41,583.00		0.00	0.00
72020 - Water Well #19 Pump House	0.00	0.00	231,438.00	160,301.27	160,301.27	160,302.00		0.00	0.00
72025 - Water Well #25	0.00	0.00	95,580.00	0.00	0.00	0.00		0.00	0.00
72100 - Utility Plant	0.00	0.00	0.00	0.00	0.00	0.00		422,280.00	422,280.00
80001 - Transfer Out to Fund 001	1,350,000.00	1,373,351.00	1,457,220.00	1,457,220.00	1,457,220.00	1,457,220.00		1,350,000.00	1,350,000.00
80012 - Transfer Out to Fund 012	1,547,710.00	1,549,735.00	1,549,585.00	1,549,585.00	1,549,585.00	1,549,585.00		1,870,013.00	1,870,013.00
80033 - Transfer Out to Fund 033	0.00	280,000.00	0.00	6,000.00	6,000.00	6,000.00		0.00	0.00
80051 - Transfer Out to Fund 051	2,165,352.00	95,628.05	0.00	0.00	0.00	0.00		0.00	0.00
80054 - Transfer Out to Fund 054	0.00	134,295.24	120,000.00	255,580.00	255,580.00	255,580.00		1,396,000.00	1,396,000.00
80066 - Transfer Out to Fund 066	0.00	0.00	0.00	0.00	0.00	0.00		0.00	0.00
80071 - Transfer To Fund 071	0.00	0.00	0.00	0.00	0.00	0.00		0.00	0.00
80079 - Transfer Out to Fund 079	0.00	10,000.00	0.00	0.00	0.00	0.00		0.00	0.00
80082 - Transfer To Fund 082	0.00	60,000.00	0.00	0.00	0.00	0.00		0.00	0.00
80090 - Transfer To Fund 090	0.00	0.00	0.00	0.00	0.00	0.00		0.00	0.00
80091 - Transfer Out to Fund 091	0.00	0.00	0.00	0.00	0.00	0.00		0.00	0.00
80099 - Transfer Out to Fund 099	50,000.00	0.00	0.00	0.00	0.00	0.00		0.00	0.00
80601 - Transfer To Fund 601	0.00	1,215.18	0.00	0.00	0.00	0.00		0.00	0.00
85000 - Department Year End Reductions	0.00	0.00	0.00	18,450.00	0.00	0.00		0.00	0.00
91100 - Depreciation/Other	1,100,794.62	1,088,846.91	0.00	0.00	0.00	0.00		0.00	0.00
95000 - Bad Debt	23,820.40	15,730.33	49,100.00	49,100.00	0.00	49,100.00		26,100.00	26,100.00
<b>Report Total:</b>	<b>12,570,678.08</b>	<b>11,135,339.88</b>	<b>12,852,056.00</b>	<b>13,315,567.12</b>	<b>11,992,057.21</b>	<b>12,716,285.30</b>		<b>13,736,285.00</b>	<b>13,736,285.00</b>

# FUND 012 – UF DEBT SERVICE

## FUND SUMMARY



		<b>FY 18-19 Adopted Budget</b>
Revenues		\$1,878,013
Expenditures		1,575,014
Net Revenues over (under) Expenditures		<u>\$302,999</u>
 <b>Fund Balance</b>		
Beginning Fund Balance - (Unaudited)		\$234,971
Budgeted Revenues	\$ 8,000	
Budgeted Transfers In	<u>1,870,013</u>	
Total Revenues		1,878,013
Budgeted Expenditures		<u>1,575,014</u>
Estimated Ending Fund Balance 09/30/19		<u><u>\$537,970</u></u>



City of Kingsville, TX

# Utility Funds Account Summary

For Fiscal: 10/2017-09/2018 Period Ending: 09/30/2018

		2016	2017	2018	2018	2018	Defined Budgets		
		Total Activity	Total Activity	Original Budget	Total Budget (Amended)	YTD Activity	2018 Expected Annual	2019 City Manager Proposed	2019 City Commission Adopted
<b>Fund: 012 - UF DEBT SERVICE FUND</b>									
<b>Department : 000 - Non-Departmental</b>									
<b>AcctType: 4 - Revenue</b>									
<b>Division: 0000 - Non-Departmental</b>									
<a href="#">012-4-0000-75010</a>	Transfer From Fund 051	1,255,860.00	1,256,585.00	1,255,485.00	1,255,485.00	1,255,485.00	1,255,485.00	1,579,563.00	1,579,563.00
<b>Budget Detail</b>									
<b>Budget Code</b>	<b>Description</b>	<b>Units</b>	<b>Price</b>	<b>Amount</b>					
City Commission	2011 CO Series - \$10,000,000	0.00	0.00	-366,163.00					
City Commission	2014 CO Series - \$9,040,000	0.00	0.00	-917,150.00					
City Commission	Additional amount to increase fund balance	0.00	0.00	-195,000.00					
City Commission	Additional amt to fund an interest only debt p	0.00	0.00	-100,000.00					
City Commission	Continuing Disclosure	0.00	0.00	-1,250.00					
<a href="#">012-4-0000-75055</a>	Transfer From Fund 055	291,850.00	293,150.00	294,100.00	294,100.00	294,100.00	294,100.00	290,450.00	290,450.00
<b>Budget Detail</b>									
<b>Budget Code</b>	<b>Description</b>	<b>Units</b>	<b>Price</b>	<b>Amount</b>					
City Commission	2013 CO Series - \$5,230,000	0.00	0.00	-290,450.00					
<a href="#">012-4-0000-75087</a>	Transfer From Fund 087	0.00	0.00	0.00	0.00	0.00	0.00	0.00	0.00
<a href="#">012-4-0000-91503</a>	Interest Income	2,314.87	4,648.89	1,000.00	1,000.00	8,353.89	8,400.00	8,000.00	8,000.00
<a href="#">012-4-0000-99000</a>	Miscellaneous	0.00	0.00	0.00	0.00	0.00	0.00	0.00	0.00
<b>Division: 0000 - Non-Departmental Total:</b>		<b>1,550,024.87</b>	<b>1,554,383.89</b>	<b>1,550,585.00</b>	<b>1,550,585.00</b>	<b>1,557,938.89</b>	<b>1,557,985.00</b>	<b>1,878,013.00</b>	<b>1,878,013.00</b>
<b>AcctType: 4 - Revenue Total:</b>		<b>1,550,024.87</b>	<b>1,554,383.89</b>	<b>1,550,585.00</b>	<b>1,550,585.00</b>	<b>1,557,938.89</b>	<b>1,557,985.00</b>	<b>1,878,013.00</b>	<b>1,878,013.00</b>
<b>Department : 000 - Non-Departmental Total:</b>		<b>1,550,024.87</b>	<b>1,554,383.89</b>	<b>1,550,585.00</b>	<b>1,550,585.00</b>	<b>1,557,938.89</b>	<b>1,557,985.00</b>	<b>1,878,013.00</b>	<b>1,878,013.00</b>
<b>Department : 510 - G. O. Debt Service</b>									
<b>AcctType: 5 - Expense</b>									
<b>Division: 5100 - G. O. Debt Service</b>									
<b>Category: 30 - Services</b>									
<a href="#">012-5-5100-31404</a>	PrfSrv-Bond Issuse Cost/Fees	0.00	0.00	0.00	0.00	0.00	0.00	0.00	0.00
<a href="#">012-5-5100-39402</a>	Operating Transfers	0.00	0.00	0.00	0.00	0.00	0.00	0.00	0.00
<b>Category: 30 - Services Total:</b>		<b>0.00</b>	<b>0.00</b>	<b>0.00</b>	<b>0.00</b>	<b>0.00</b>	<b>0.00</b>	<b>0.00</b>	<b>0.00</b>



Utility Funds

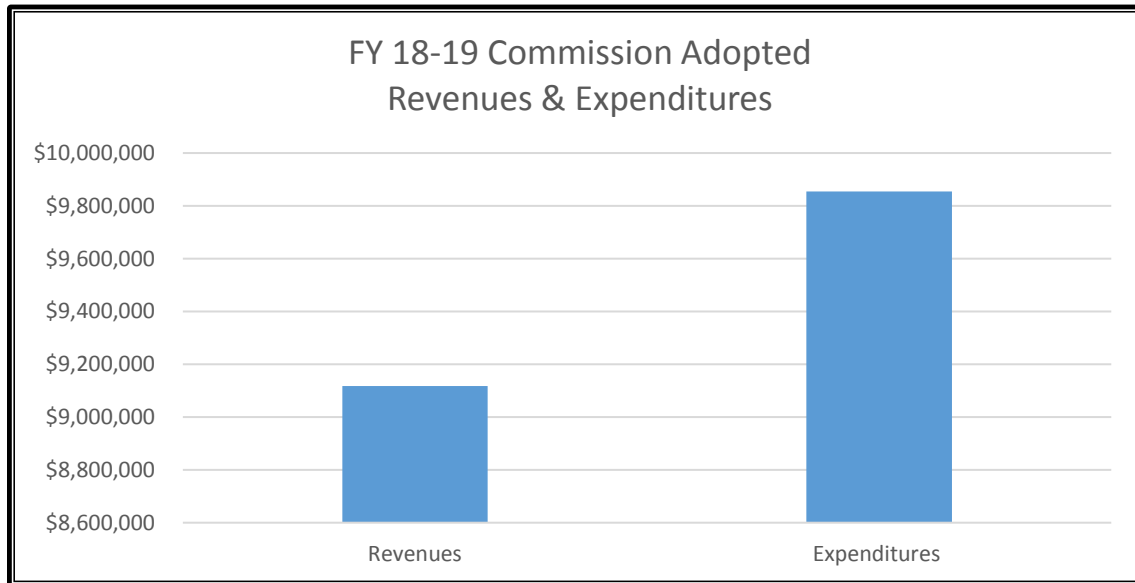
For Fiscal: 10/2017-09/2018 Period Ending: 09/30/2018

		2016	2017	2018	2018	2018	Defined Budgets		2019	2019
		Total Activity	Total Activity	Original Budget	Total Budget (Amended)	YTD Activity	2018 Expected Annual	2019 City Manager Proposed	2019 City Commission Adopted	
<b>Category: 60 - Leases</b>										
<a href="#">012-5-5100-61100</a>	Principle	0.00	0.00	1,155,000.00	1,155,000.00	1,155,000.00	1,155,000.00	1,227,286.00	1,227,286.00	
<b>Budget Detail</b>										
<b>Budget Code</b>	<b>Description</b>	<b>Units</b>	<b>Price</b>	<b>Amount</b>						
City Commission	2014 Refunding (2005 Tax Refunding Bonds)	0.00	0.00	790,000.00						
City Commission	CO 2011 (UF 46.1496%)	0.00	0.00	242,286.00						
City Commission	CO Series 2013	0.00	0.00	195,000.00						
<a href="#">012-5-5100-62100</a>	Interest	405,244.91	361,621.86	393,335.00	393,335.00	327,515.00	393,335.00	345,728.00	345,728.00	
<b>Budget Detail</b>										
<b>Budget Code</b>	<b>Description</b>	<b>Units</b>	<b>Price</b>	<b>Amount</b>						
City Commission	2014 Refunding (2005 Tax Refunding Bonds)	0.00	0.00	126,650.00						
City Commission	CO Series 2011 (UF 46.1496 %)	0.00	0.00	123,878.00						
City Commission	CO Series 2013	0.00	0.00	95,200.00						
<a href="#">012-5-5100-63100</a>	Paying Agent Fees	1,750.00	1,750.00	2,000.00	2,000.00	2,250.00	2,250.00	2,000.00	2,000.00	
<b>Budget Detail</b>										
<b>Budget Code</b>	<b>Description</b>	<b>Units</b>	<b>Price</b>	<b>Amount</b>						
City Commission	2014 Refunding	0.00	0.00	500.00						
City Commission	CO Series 2013	0.00	0.00	250.00						
City Commission	Continuing Disclosure Fees	0.00	0.00	1,250.00						
<b>Category: 60 - Leases Total:</b>		<b>406,994.91</b>	<b>363,371.86</b>	<b>1,550,335.00</b>	<b>1,550,335.00</b>	<b>1,484,765.00</b>	<b>1,550,585.00</b>	<b>1,575,014.00</b>	<b>1,575,014.00</b>	
<b>Division: 5100 - G. O. Debt Service Total:</b>		<b>406,994.91</b>	<b>363,371.86</b>	<b>1,550,335.00</b>	<b>1,550,335.00</b>	<b>1,484,765.00</b>	<b>1,550,585.00</b>	<b>1,575,014.00</b>	<b>1,575,014.00</b>	
<b>AcctType: 5 - Expense Total:</b>		<b>406,994.91</b>	<b>363,371.86</b>	<b>1,550,335.00</b>	<b>1,550,335.00</b>	<b>1,484,765.00</b>	<b>1,550,585.00</b>	<b>1,575,014.00</b>	<b>1,575,014.00</b>	
<b>Department : 510 - G. O. Debt Service Total:</b>		<b>406,994.91</b>	<b>363,371.86</b>	<b>1,550,335.00</b>	<b>1,550,335.00</b>	<b>1,484,765.00</b>	<b>1,550,585.00</b>	<b>1,575,014.00</b>	<b>1,575,014.00</b>	
<b>Total Revenues</b>		<b>1,550,024.87</b>	<b>1,554,383.89</b>	<b>1,550,585.00</b>	<b>1,550,585.00</b>	<b>1,557,938.89</b>	<b>1,557,985.00</b>	<b>1,878,013.00</b>	<b>1,878,013.00</b>	
<b>Total Expenses</b>		<b>406,994.91</b>	<b>363,371.86</b>	<b>1,550,335.00</b>	<b>1,550,335.00</b>	<b>1,484,765.00</b>	<b>1,550,585.00</b>	<b>1,575,014.00</b>	<b>1,575,014.00</b>	
<b>Fund: 012 - UF DEBT SERVICE FUND Surplus (Deficit):</b>		<b>1,143,029.96</b>	<b>1,191,012.03</b>	<b>250.00</b>	<b>250.00</b>	<b>73,173.89</b>	<b>7,400.00</b>	<b>302,999.00</b>	<b>302,999.00</b>	



# FUND 051 – UTILITY FUND

## SUMMARY



	<b>FY 18-19 Adopted Budget</b>
Revenues	<u>\$9,117,606</u>
Expenditures	<u>9,854,521</u>
Net Revenues over (under) Expenditures	<u><u>(\$736,915)</u></u>
 <b><u>Fund Balance</u></b>	
Beginning Fund Balance - (Unaudited)	\$3,601,942
Budgeted Revenues	\$ 9,089,200
Budgeted Transfers In	28,406
Total Revenues	<u>9,117,606</u>
 Budgeted Expenditures	 \$ 5,528,958
Budgeted Transfers Out	\$ 4,325,563
Total Expenditures	<u>9,854,521</u>
Estimated Ending Fund Balance 09/30/19	<u><u>\$2,865,027</u></u>



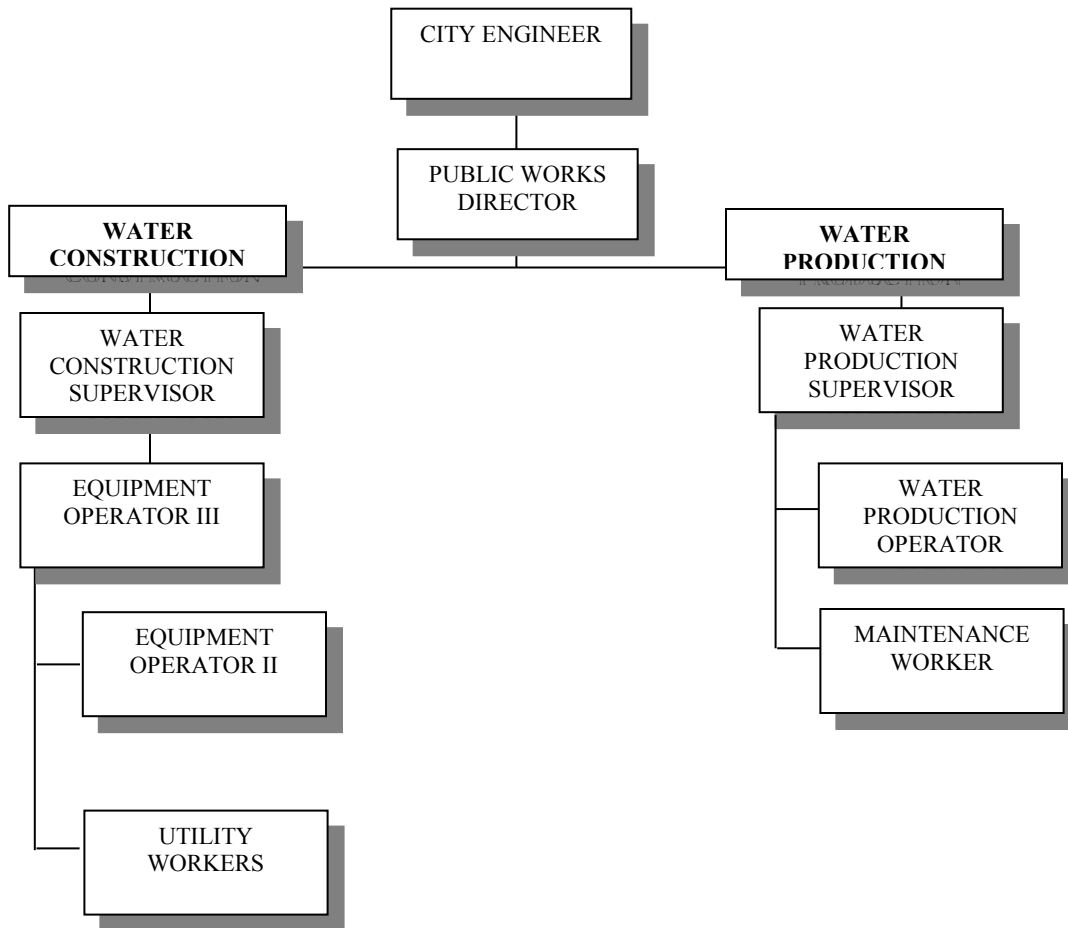
City of Kingsville, TX

# Utility Funds Account Summary

For Fiscal: 10/2017-09/2018 Period Ending: 09/30/2018

		2016	2017	2018	2018	2018	Defined Budgets		2019	2019
		Total Activity	Total Activity	Original Budget	Total Budget (Amended)	YTD Activity	2018 Expected Annual	2019 City Manager Proposed	2019 City Commission Adopted	
<b>Fund: 051 - UTILITY FUND</b>										
Department : 000 - Non-Departmental										
AcctType: 4 - Revenue										
Division: 0000 - Non-Departmental										
<a href="#">051-4-0000-75001</a>	Transfer From Fund 001	0.00	0.00	0.00	35,000.00	35,000.00	35,000.00	21,459.00	21,459.00	
<b>Budget Detail</b>										
<b>Budget Code</b>	<b>Description</b>	<b>Units</b>	<b>Price</b>	<b>Amount</b>						
City Commission	1/4 Cost of Capital Improvements Manager	0.00	0.00	-21,459.00						
<a href="#">051-4-0000-75002</a>	Transfer From Fund 002	0.00	7,767.00	7,521.00	7,521.00	7,521.00	7,521.00	6,947.00	6,947.00	
<b>Budget Detail</b>										
<b>Budget Code</b>	<b>Description</b>	<b>Units</b>	<b>Price</b>	<b>Amount</b>						
City Commission	1/2 Personnel Cost - Maint Technician	0.00	0.00	-6,947.00						
<a href="#">051-4-0000-75033</a>	Transfer from Fund 033	0.00	116,076.72	0.00	0.00	0.00	0.00	0.00	0.00	
<a href="#">051-4-0000-75052</a>	Transfer From Fund 052	0.00	0.00	0.00	0.00	0.00	0.00	0.00	0.00	
<a href="#">051-4-0000-75054</a>	Transfer From Fund 054	144,100.00	0.00	0.00	0.00	0.00	0.00	0.00	0.00	
<a href="#">051-4-0000-75066</a>	Transfer From Fund 066	2,021,252.00	95,628.05	0.00	0.00	0.00	0.00	0.00	0.00	
<a href="#">051-4-0000-75096</a>	Transfer From Fund 096	0.00	7,415.00	0.00	0.00	0.00	0.00	0.00	0.00	
<a href="#">051-4-0000-91000</a>	Sale of City Property	0.00	0.00	0.00	0.00	0.00	0.00	0.00	0.00	
<a href="#">051-4-0000-91050</a>	Utility Fund Metal Revenue	0.00	0.00	0.00	0.00	0.00	0.00	0.00	0.00	
<a href="#">051-4-0000-91503</a>	Interest Income	7,999.07	14,597.01	7,600.00	7,600.00	24,351.19	20,974.00	20,000.00	20,000.00	
<a href="#">051-4-0000-91520</a>	Interest Earned-Investment	7,285.77	7,432.98	10,000.00	10,000.00	0.00	0.00	0.00	0.00	
<a href="#">051-4-0000-92000</a>	Auction Revenue	0.00	0.00	0.00	0.00	0.00	0.00	0.00	0.00	
<a href="#">051-4-0000-99000</a>	Miscellaneous	31,175.84	10,508.09	200.00	200.00	-59.00	100.00	200.00	200.00	
<a href="#">051-4-0000-99700</a>	Gain/Loss on Sale of Assets	15,000.00	0.00	0.00	0.00	0.00	0.00	0.00	0.00	
<b>Division: 0000 - Non-Departmental Total:</b>		<b>2,226,812.68</b>	<b>259,424.85</b>	<b>25,321.00</b>	<b>60,321.00</b>	<b>66,813.19</b>	<b>63,595.00</b>	<b>48,606.00</b>	<b>48,606.00</b>	
<b>AcctType: 4 - Revenue Total:</b>		<b>2,226,812.68</b>	<b>259,424.85</b>	<b>25,321.00</b>	<b>60,321.00</b>	<b>66,813.19</b>	<b>63,595.00</b>	<b>48,606.00</b>	<b>48,606.00</b>	
<b>Department : 000 - Non-Departmental Total:</b>		<b>2,226,812.68</b>	<b>259,424.85</b>	<b>25,321.00</b>	<b>60,321.00</b>	<b>66,813.19</b>	<b>63,595.00</b>	<b>48,606.00</b>	<b>48,606.00</b>	

# WATER



The Water Department is comprised of two divisions: Water Construction and Water Production.

## WATER CONSTRUCTION

### DESCRIPTION



Provides all functions of the City's water distribution system, including distribution of potable water, water valves, fire hydrants, irrigation systems, water line flushing and meter valve installations.

### DEPARTMENT ACCOMPLISHMENTS

For Fiscal Year 17-18

1. Completed the 8" water line improvement project.
2. Completed the fire hydrant pressure testing program

GOALS & OBJECTIVES

Goals & Objectives	City Commission Vision
<p><b>Goal:</b> Provide exemplary Community Services where water is always available.</p> <p><b>Objective:</b> Ensure that all city owned fire hydrants and the water distribution system are maintained and running efficiently.</p>	 Superior City Services  Safe and Secure Environment

PERFORMANCE MEASURES

Item	2017	2018 YTD	2019 Estimate
Main Breaks	342	236	280
Meter Leaks	165	111	130
Service Line Breaks	134	95	115
Lines Replaced	589	129	480
New Lines	1543	490	160

FY 18-19 BUDGET HIGHLIGHTS

Division	Change	Personnel	Operations	Capital Outlay	Total Changes
FY 17-18 Original Budget	\$1,025,323	\$653,385	\$311,938	\$60,000	\$1,025,323
FY 18-19 Adopted Budget	\$948,713	\$641,860	\$306,853	\$0	\$948,713
6001-Water Construction	(\$76,610)	(\$11,525)	(\$5,085)	(\$60,000)	(\$76,610)

Change Description

Personnel

- 2% COLA adjustment - \$7,127
- Anniversary increases - \$3,281
- Decrease in TMRS rate
- Change in the Workers Comp experience modifier rate
- Change in health care coverage election

Operations

- **Overall Supplies Category:**
  - Increase in motor gas & oil
- **Overall Services Category:**
  - Increase in communications, audit services, catering, and property insurance
  - Decrease in GPS professional services
- **Overall Repairs Category:**
  - Decrease in vehicle maintenance
  - Removed prior year supplemental for one-time purchase of radio transceivers - \$1,500
- **Overall Maintenance Category:**
  - Decrease in water line maintenance

Capital Outlay

- Removed prior year supplemental for one-time purchase of backhoe loader - \$60,000

## WATER PRODUCTION



### DESCRIPTION

Water Production provides for the production and source for all water systems in the City of Kingsville and its customers, including project management and maintenance of 6 active water wells, surface water intake from the South Texas Water Authority, 3 elevated storage tanks, 6 ground storage tanks, potable water quality and testing, cross connection and back flow control.

### DEPARTMENT ACCOMPLISHMENTS

For Fiscal Year 17-18

1. Completed construction of Water Well #25

Goals & Objectives	City Commission Vision
<p><b>Goal:</b> Provide and maintain public safety where the drinking water is safe and abundant.</p> <p><b>Objective:</b> Ensure that the drinking water is safe and enjoyable.</p>	  <p>Superior City Services Safe and Secure Environment</p>

### PERFORMANC MEASURES

Item	2017	2018 YTD	2019 Estimate
Water Production (million gallons)	1218	1039	1500



## FY 18-19 BUDGET HIGHLIGHTS

Division	Change	Personnel	Operations	Capital Outlay	Total Changes
FY 17-18 Original Budget	\$1,269,735	\$219,243	\$1,050,492	\$0	\$1,269,735
FY 18-19 Adopted Budget	\$1,214,402	\$217,357	\$997,045	\$0	\$1,214,402
6002-Water Production	(\$55,333)	(\$1,886)	(\$53,447)	\$0	(\$55,333)

## Change Description

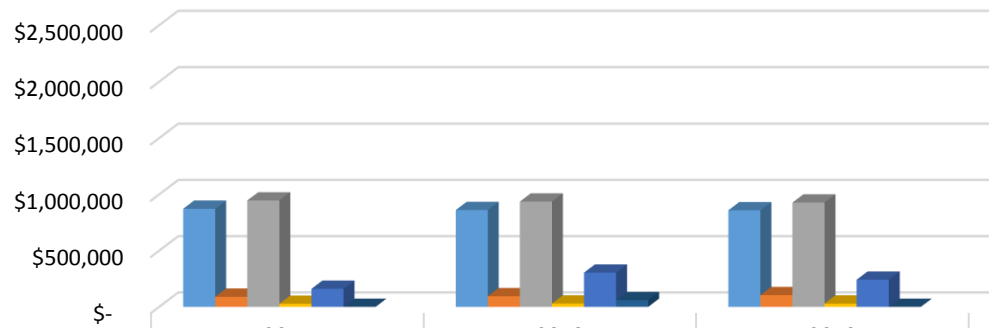
## Personnel

- 2% COLA adjustment - \$2,789
- Decrease in TMRS rate
- Decrease in Workers Comp Experience Modifier rate

## Operations

- **Overall Supplies Category:**
  - Increase in chemicals, and motor gas & oil
  - Decrease in medical supplies
- **Overall Services Category:**
  - Increase in subscriptions
  - Decrease in communications, professional services, printing & publishing, utilities,
  - Removed prior year supplementals for one-time expenditure for UF model - \$20,000
  - Removed prior year supplementals for one-time expenditure for rate study - \$8,000
  - Approved supplemental request for additional samples & hydrologist engineering svcs - \$24,000
- **Overall Maintenance Category:**
  - Decrease in utility plant maintenance

### Adopted Expenditures Department 600-Water



	2017 Total Activity	2018 Expected Annual	2019 Adopted
10 - Personnel Services	\$872,409	\$861,452	\$859,217
20 - Supplies	\$90,023	\$94,587	\$104,200
30 - Services	\$946,712	\$937,125	\$928,410
40 - Repairs	\$27,345	\$30,008	\$29,288
50 - Maintenance	\$160,721	\$304,336	\$242,000
70 - Capital Outlay	\$-	\$59,500	\$-
<b>Total Expenditures</b>	<b>\$2,097,211</b>	<b>\$2,287,008</b>	<b>\$2,163,115</b>

10 - Personnel Services 20 - Supplies 30 - Services 40 - Repairs 50 - Maintenance 70 - Capital Outlay

Utility Funds

For Fiscal: 10/2017-09/2018 Period Ending: 09/30/2018

		2016	2017	2018	2018	2018	Defined Budgets		2019	2019
		Total Activity	Total Activity	Original Budget	Total Budget (Amended)	YTD Activity	2018 Expected Annual	2019 City Manager Proposed	2019 City Commission Adopted	
<b>Department : 600 - Water</b> <b>AcctType: 4 - Revenue</b> <b>Division: 6000 - Water</b>										
<a href="#">051-4-6000-72010</a>	State Grants	0.00	0.00	0.00	0.00	0.00	0.00	0.00	0.00	0.00
<a href="#">051-4-6000-81600</a>	Water Sales	4,489,100.99	4,841,984.57	4,375,000.00	4,375,000.00	4,760,959.41	4,614,459.00	4,794,000.00	4,794,000.00	
<b>Budget Notes</b>										
<b>Budget Code</b>	<b>Subject</b>	<b>Description</b>								
City Commission	Water sales	Water sales are trending towards \$4,843,333.								
<b>Budget Detail</b>										
<b>Budget Code</b>	<b>Description</b>	<b>Units</b>	<b>Price</b>	<b>Amount</b>						
City Commission	FY 18-19 - 2% Rate Increase	0.00	0.00	-94,000.00						
City Commission	Prior Year Trend	0.00	0.00	-4,700,000.00						
<a href="#">051-4-6000-81701</a>	Late Charge Fee on Water	237,336.17	223,514.96	225,000.00	225,000.00	193,365.89	200,000.00	225,000.00	225,000.00	
<a href="#">051-4-6000-81800</a>	New Customer Tap Fees	22,121.30	18,165.46	20,000.00	20,000.00	31,706.01	28,971.00	22,000.00	22,000.00	
<a href="#">051-4-6000-81900</a>	Unapplied Credits	0.00	0.00	0.00	0.00	0.00	0.00	0.00	0.00	
<a href="#">051-4-6000-83900</a>	Penalty-Returned Checks	0.00	1,275.00	0.00	0.00	3,175.00	3,040.00	2,000.00	2,000.00	
<a href="#">051-4-6000-89100</a>	Water Sales - STWA	0.00	0.00	0.00	0.00	0.00	0.00	0.00	0.00	
<b>Division: 6000 - Water Total:</b>		<b>4,748,558.46</b>	<b>5,084,939.99</b>	<b>4,620,000.00</b>	<b>4,620,000.00</b>	<b>4,989,206.31</b>	<b>4,846,470.00</b>	<b>5,043,000.00</b>	<b>5,043,000.00</b>	
<b>AcctType: 4 - Revenue Total:</b>		<b>4,748,558.46</b>	<b>5,084,939.99</b>	<b>4,620,000.00</b>	<b>4,620,000.00</b>	<b>4,989,206.31</b>	<b>4,846,470.00</b>	<b>5,043,000.00</b>	<b>5,043,000.00</b>	

Utility Funds

For Fiscal: 10/2017-09/2018 Period Ending: 09/30/2018

		2016	2017	2018	2018	Defined Budgets		2019	2019
		Total Activity	Total Activity	Original Budget	Total Budget (Amended)	2018 YTD Activity	2018 Expected Annual	City Manager Proposed	City Commission Adopted
<b>AcctType: 5 - Expense</b>									
<b>Division: 6001 - Water Construction</b>									
<b>Category: 10 - Personnel Services</b>									
<a href="#">051-5-6001-11100</a>	Salaries & Wages	327,764.50	373,897.41	354,528.00	352,984.76	326,989.69	348,057.00	363,489.00	363,489.00
<a href="#">051-5-6001-11200</a>	Overtime	35,542.13	42,205.11	58,951.00	58,951.00	42,548.37	58,951.00	58,591.00	58,591.00
<b>Budget Detail</b>									
<b>Budget Code</b>	<b>Description</b>	<b>Units</b>	<b>Price</b>	<b>Amount</b>					
City Commission	Overtime	1.00	58,591.00	58,591.00					
<a href="#">051-5-6001-11400</a>	Retirement - TMRS	36,629.46	39,196.66	39,451.00	39,451.00	32,887.12	39,451.00	37,397.00	37,397.00
<a href="#">051-5-6001-11500</a>	FICA	26,069.46	27,224.53	31,668.00	31,668.00	27,077.97	27,985.00	32,326.00	32,326.00
<a href="#">051-5-6001-11600</a>	Group Health Insurance	162,521.00	161,777.00	154,607.00	154,607.00	136,477.90	154,607.00	139,702.00	139,702.00
<a href="#">051-5-6001-11700</a>	Workers' Compensation	8,713.16	8,803.43	9,987.00	9,478.00	5,883.69	6,102.00	6,156.00	6,156.00
<a href="#">051-5-6001-11800</a>	Unemployment Compensation	2,194.39	301.11	2,925.00	3,434.00	2,300.77	3,434.00	2,925.00	2,925.00
<a href="#">051-5-6001-12200</a>	Certification Pay	580.41	480.22	481.00	481.00	461.75	481.00	481.00	481.00
<a href="#">051-5-6001-12300</a>	Life Insurance	686.46	735.12	787.00	787.00	736.20	780.00	793.00	793.00
<a href="#">051-5-6001-19100</a>	Additional Insurance Contribution	6,004.00	0.00	0.00	0.00	0.00	0.00	0.00	0.00
<b>Category: 10 - Personnel Services Total:</b>		<b>606,704.97</b>	<b>654,620.59</b>	<b>653,385.00</b>	<b>651,841.76</b>	<b>575,363.46</b>	<b>639,848.00</b>	<b>641,860.00</b>	<b>641,860.00</b>
<b>Category: 20 - Supplies</b>									
<a href="#">051-5-6001-21100</a>	Supplies	5,094.12	3,100.31	4,080.00	5,504.00	5,020.42	5,924.00	4,080.00	4,080.00
<b>Budget Detail</b>									
<b>Budget Code</b>	<b>Description</b>	<b>Units</b>	<b>Price</b>	<b>Amount</b>					
City Commission	Office/ Field Supplies	1.00	4,080.00	4,080.00					
<a href="#">051-5-6001-21200</a>	Uniforms & Personal Wear	981.80	930.20	1,000.00	1,500.00	713.23	1,000.00	1,000.00	1,000.00
<b>Budget Detail</b>									
<b>Budget Code</b>	<b>Description</b>	<b>Units</b>	<b>Price</b>	<b>Amount</b>					
City Commission	PPE and Rain Gear	1.00	1,000.00	1,000.00					
<a href="#">051-5-6001-21400</a>	Chemicals	0.00	0.00	400.00	400.00	102.75	250.00	400.00	400.00
<b>Budget Detail</b>									
<b>Budget Code</b>	<b>Description</b>	<b>Units</b>	<b>Price</b>	<b>Amount</b>					
City Commission	Disinfectant	1.00	400.00	400.00					
<a href="#">051-5-6001-21500</a>	Motor Gas & Oil	22,355.84	26,225.36	23,000.00	24,703.00	27,660.91	23,000.00	24,150.00	24,150.00

Utility Funds

For Fiscal: 10/2017-09/2018 Period Ending: 09/30/2018

		2016	2017	2018	2018	2018	Defined Budgets		2019	2019
		Total Activity	Total Activity	Original Budget	Total Budget (Amended)	YTD Activity	2018 Expected Annual	2019 City Manager Proposed	2019 City Commission Adopted	
<b>Budget Notes</b>										
<b>Budget Code</b>	<b>Subject</b>	<b>Description</b>								
City Commission	Motor Oil & Gas	13 Vehicles plus equipment								
<b>Budget Detail</b>										
<b>Budget Code</b>	<b>Description</b>	<b>Units</b>	<b>Price</b>	<b>Amount</b>						
City Commission	Motor Gas & Oil	1.00	24,150.00	24,150.00						
<a href="#">051-5-6001-21700</a>	Minor Eq/Furniture		9,179.39	10,750.25	7,350.00	4,750.00	4,411.84	7,300.00	7,350.00	7,350.00
<b>Budget Detail</b>										
<b>Budget Code</b>	<b>Description</b>	<b>Units</b>	<b>Price</b>	<b>Amount</b>						
City Commission	1" Pumps	1.00	400.00	400.00						
City Commission	3" Pumps	1.00	500.00	500.00						
City Commission	Hand Tools & Supplies	1.00	3,000.00	3,000.00						
City Commission	Hoses	1.00	1,500.00	1,500.00						
City Commission	Pipe Saw	1.00	950.00	950.00						
City Commission	Traffic Control Signs & Barricades	1.00	1,000.00	1,000.00						
<a href="#">051-5-6001-22400</a>	Medical Supplies		0.00	0.00	100.00	100.00	80.00	100.00	100.00	100.00
<b>Budget Detail</b>										
<b>Budget Code</b>	<b>Description</b>	<b>Units</b>	<b>Price</b>	<b>Amount</b>						
City Commission	First Aid Kits	1.00	100.00	100.00						
<a href="#">051-5-6001-22600</a>	Computers & Associated Equip		0.00	0.00	250.00	250.00	0.00	150.00	250.00	250.00
<b>Budget Detail</b>										
<b>Budget Code</b>	<b>Description</b>	<b>Units</b>	<b>Price</b>	<b>Amount</b>						
City Commission	Printer	1.00	250.00	250.00						
<b>Category: 20 - Supplies Total:</b>			<b>37,611.15</b>	<b>41,006.12</b>	<b>36,180.00</b>	<b>37,207.00</b>	<b>37,989.15</b>	<b>37,724.00</b>	<b>37,330.00</b>	<b>37,330.00</b>
<b>Category: 30 - Services</b>										
<a href="#">051-5-6001-31100</a>	Communications		1,450.37	1,723.88	2,121.00	2,121.00	1,320.74	1,800.00	1,476.00	1,476.00
<b>Budget Detail</b>										
<b>Budget Code</b>	<b>Description</b>	<b>Units</b>	<b>Price</b>	<b>Amount</b>						
City Commission	(1) cellphone (\$21/mo)	12.00	21.00	252.00						
City Commission	(1) MiFi device	12.00	40.00	480.00						
City Commission	(1) Smartphone (\$62/mo)	12.00	62.00	744.00						
<a href="#">051-5-6001-31400</a>	Professional Services		5,000.00	3,139.31	10,000.00	7,725.00	3,627.25	7,725.00	10,000.00	10,000.00
<b>Budget Detail</b>										
<b>Budget Code</b>	<b>Description</b>	<b>Units</b>	<b>Price</b>	<b>Amount</b>						
City Commission	Emergency Service for Line Repair	1.00	5,000.00	5,000.00						

Utility Funds

For Fiscal: 10/2017-09/2018 Period Ending: 09/30/2018

			Defined Budgets							
			2016 Total Activity	2017 Total Activity	2018 Original Budget	2018 Total Budget (Amended)	2018 YTD Activity	2018 Expected Annual	2019 City Manager Proposed	2019 City Commission Adopted
City Commission	FY 18-19 Reinf Concrete Pipe Repair	1.00	5,000.00	5,000.00						
<a href="#">051-5-6001-31425</a>	Prof. Services-GPS		3,060.00	3,060.00	3,432.00	3,432.00	2,642.00	3,432.00	2,244.00	2,244.00
<b>Budget Detail</b>										
<b>Budget Code</b>	<b>Description</b>	<b>Units</b>	<b>Price</b>	<b>Amount</b>						
City Commission	Network Fleet GPS	11.00	204.00	2,244.00						
<a href="#">051-5-6001-31470</a>	Prof Svcs - Audit Services		959.73	9,590.00	8,234.00	8,234.00	6,690.76	8,234.00	10,721.00	10,721.00
<b>Budget Detail</b>										
<b>Budget Code</b>	<b>Description</b>	<b>Units</b>	<b>Price</b>	<b>Amount</b>						
City Commission	Audit Fees based on allocation rate ( 17% )	0.00	0.00	10,721.00						
<a href="#">051-5-6001-31500</a>	Printing & Publishing		228.65	0.00	500.00	500.00	500.00	500.00	500.00	500.00
<b>Budget Detail</b>										
<b>Budget Code</b>	<b>Description</b>	<b>Units</b>	<b>Price</b>	<b>Amount</b>						
City Commission	Door Hangers	1.00	500.00	500.00						
<a href="#">051-5-6001-31600</a>	Training & Travel		2,063.00	1,289.00	2,500.00	1,000.00	970.00	2,000.00	2,500.00	2,500.00
<b>Budget Detail</b>										
<b>Budget Code</b>	<b>Description</b>	<b>Units</b>	<b>Price</b>	<b>Amount</b>						
City Commission	License Certification	1.00	1,000.00	1,000.00						
City Commission	Texas Water Conference	1.00	800.00	800.00						
City Commission	TWUA Monthly Mtg	10.00	70.00	700.00						
<a href="#">051-5-6001-31700</a>	Memberships & Dues		225.53	530.00	500.00	500.00	158.00	500.00	500.00	500.00
<b>Budget Detail</b>										
<b>Budget Code</b>	<b>Description</b>	<b>Units</b>	<b>Price</b>	<b>Amount</b>						
City Commission	TWUA & AWWA	1.00	500.00	500.00						
<a href="#">051-5-6001-31800</a>	Equipment Rent		773.82	794.60	2,500.00	713.00	712.27	1,000.00	2,500.00	2,500.00
<b>Budget Detail</b>										
<b>Budget Code</b>	<b>Description</b>	<b>Units</b>	<b>Price</b>	<b>Amount</b>						
City Commission	Pager Rental & Specialty Equipment	1.00	2,500.00	2,500.00						
<a href="#">051-5-6001-31900</a>	Catering		150.00	396.05	443.00	443.00	35.97	443.00	443.00	443.00
<b>Budget Detail</b>										
<b>Budget Code</b>	<b>Description</b>	<b>Units</b>	<b>Price</b>	<b>Amount</b>						
City Commission	EE Appreciation	13.00	11.00	143.00						
City Commission	Food & Drinks	1.00	300.00	300.00						
<a href="#">051-5-6001-32100</a>	State Fees		0.00	0.00	500.00	500.00	0.00	500.00	500.00	500.00

Utility Funds

For Fiscal: 10/2017-09/2018 Period Ending: 09/30/2018

					Defined Budgets					
			2016	2017	2018	2018	2018	2018	2019	2019
			Total Activity	Total Activity	Original Budget	Total Budget (Amended)	YTD Activity	Expected Annual	City Manager Proposed	City Commission Adopted
<b>Budget Detail</b>										
<b>Budget Code</b>	<b>Description</b>	<b>Units</b>	<b>Price</b>	<b>Amount</b>						
City Commission	Utility Breaks	1.00	500.00	500.00						
<a href="#">051-5-6001-32400</a>	Laundry		6,596.69	7,049.03	6,500.00	6,500.00	5,759.45	6,500.00	6,500.00	6,500.00
<b>Budget Detail</b>										
<b>Budget Code</b>	<b>Description</b>	<b>Units</b>	<b>Price</b>	<b>Amount</b>						
City Commission	Uniform Service	1.00	6,500.00	6,500.00						
<a href="#">051-5-6001-33501</a>	Insurance-Property/Liability		42,117.75	34,633.66	27,214.00	28,851.00	28,850.24	28,911.00	31,951.00	31,951.00
<b>Budget Detail</b>										
<b>Budget Code</b>	<b>Description</b>	<b>Units</b>	<b>Price</b>	<b>Amount</b>						
City Commission	Allocation based on Divisional Budget	1.00	31,951.00	31,951.00						
<a href="#">051-5-6001-34200</a>	CC Discount Fees		6,602.47	0.00	0.00	0.00	0.00	0.00	0.00	0.00
	<b>Category: 30 - Services Total:</b>		<b>69,228.01</b>	<b>62,205.53</b>	<b>64,444.00</b>	<b>60,519.00</b>	<b>51,266.68</b>	<b>61,545.00</b>	<b>69,835.00</b>	<b>69,835.00</b>
	<b>Category: 40 - Repairs</b>									
<a href="#">051-5-6001-41100</a>	Vehicle Maintenance		10,832.17	20,610.62	23,000.00	21,000.00	19,251.75	23,000.00	22,688.00	22,688.00
<b>Budget Detail</b>										
<b>Budget Code</b>	<b>Description</b>	<b>Units</b>	<b>Price</b>	<b>Amount</b>						
City Commission	Additional from Prof. Svc - GPS	0.00	0.00	1,188.00						
City Commission	Equipment PM's& Repairs	1.00	15,000.00	15,000.00						
City Commission	Hydraulic Concrete Breaker Prev Maint	1.00	6,500.00	6,500.00						
<a href="#">051-5-6001-41400</a>	Equipment Maintenance		1,013.54	1,465.88	2,000.00	2,408.00	2,407.36	2,408.00	2,000.00	2,000.00
<b>Budget Detail</b>										
<b>Budget Code</b>	<b>Description</b>	<b>Units</b>	<b>Price</b>	<b>Amount</b>						
City Commission	Pump/ Power Tool Repairs	1.00	2,000.00	2,000.00						
	<b>Category: 40 - Repairs Total:</b>		<b>11,845.71</b>	<b>22,076.50</b>	<b>25,000.00</b>	<b>23,408.00</b>	<b>21,659.11</b>	<b>25,408.00</b>	<b>24,688.00</b>	<b>24,688.00</b>
	<b>Category: 50 - Maintenance</b>									
<a href="#">051-5-6001-51100</a>	Building Maintenance		1,119.21	0.00	0.00	0.00	0.00	0.00	0.00	0.00
<a href="#">051-5-6001-54100</a>	Water Line		191,737.61	82,651.38	186,314.00	192,326.00	182,069.54	186,314.00	175,000.00	175,000.00
<b>Budget Detail</b>										
<b>Budget Code</b>	<b>Description</b>	<b>Units</b>	<b>Price</b>	<b>Amount</b>						
City Commission	New/ Replace Water Lines	1.00	160,000.00	160,000.00						
City Commission	Street Repairs	1.00	15,000.00	15,000.00						
<a href="#">051-5-6001-54105</a>	18" Transmission Line		310.05	526.22	0.00	22.00	21.63	22.00	0.00	0.00

Utility Funds

For Fiscal: 10/2017-09/2018 Period Ending: 09/30/2018

		Defined Budgets							
		2016	2017	2018	2018	2018	2018	2019	2019
		Total Activity	Total Activity	Original Budget	Total Budget (Amended)	YTD Activity	Expected Annual	City Manager Proposed	City Commission Adopted
<a href="#">051-5-6001-54110</a>	8" Water Line Replacement-CDBG	0.00	0.00	0.00	0.00	0.00	0.00	0.00	0.00
<b>Category: 50 - Maintenance Total:</b>		<b>193,166.87</b>	<b>83,177.60</b>	<b>186,314.00</b>	<b>192,348.00</b>	<b>182,091.17</b>	<b>186,336.00</b>	<b>175,000.00</b>	<b>175,000.00</b>
<b>Category: 70 - Capital Outlay</b>									
<a href="#">051-5-6001-71100</a>	Vehicle	0.00	0.00	0.00	0.00	0.00	0.00	0.00	0.00
<a href="#">051-5-6001-71200</a>	Machinery/Equipment	0.00	0.00	60,000.00	60,000.00	59,500.00	59,500.00	0.00	0.00
<a href="#">051-5-6001-71703</a>	Water Lines & Fixtures	0.00	0.00	0.00	0.00	0.00	0.00	0.00	0.00
<b>Category: 70 - Capital Outlay Total:</b>		<b>0.00</b>	<b>0.00</b>	<b>60,000.00</b>	<b>60,000.00</b>	<b>59,500.00</b>	<b>59,500.00</b>	<b>0.00</b>	<b>0.00</b>
<b>Division: 6001 - Water Construction Total:</b>		<b>918,556.71</b>	<b>863,086.34</b>	<b>1,025,323.00</b>	<b>1,025,323.76</b>	<b>927,869.57</b>	<b>1,010,361.00</b>	<b>948,713.00</b>	<b>948,713.00</b>



Utility Funds

For Fiscal: 10/2017-09/2018 Period Ending: 09/30/2018

		2016	2017	2018	2018	2018	Defined Budgets		2019	2019
		Total Activity	Total Activity	Original Budget	Total Budget (Amended)	YTD Activity	2018 Expected Annual	City Manager Proposed	City Commission Adopted	
<b>Division: 6002 - Water Production</b>										
<b>Category: 10 - Personnel Services</b>										
<a href="#">051-5-6002-11100</a>	Salaries & Wages	164,111.00	138,056.48	135,637.00	135,637.00	132,942.31	137,724.00	142,218.00	142,218.00	
<a href="#">051-5-6002-11200</a>	Overtime	10,165.89	8,747.29	10,710.00	10,710.00	11,600.76	12,829.00	10,710.00	10,710.00	
<b>Budget Detail</b>										
<b>Budget Code</b>	<b>Description</b>	<b>Units</b>	<b>Price</b>	<b>Amount</b>						
City Commission	Overtime	1.00	10,710.00	10,710.00						
<a href="#">051-5-6002-11400</a>	Retirement - TMRS	17,053.33	15,388.44	14,039.00	14,039.00	12,928.08	13,460.00	13,620.00	13,620.00	
<a href="#">051-5-6002-11500</a>	FICA	12,340.50	10,884.04	11,269.00	11,269.00	10,765.33	11,196.00	11,773.00	11,773.00	
<a href="#">051-5-6002-11600</a>	Group Health Insurance	51,516.00	39,927.09	41,874.00	41,874.00	41,881.92	41,882.00	34,675.00	34,675.00	
<a href="#">051-5-6002-11700</a>	Workers' Compensation	3,607.86	3,494.80	3,554.00	3,554.00	2,327.81	2,436.00	2,199.00	2,199.00	
<a href="#">051-5-6002-11800</a>	Unemployment Compensation	832.56	35.99	900.00	900.00	648.01	818.00	900.00	900.00	
<a href="#">051-5-6002-12200</a>	Certification Pay	967.83	960.44	961.00	961.00	923.50	961.00	961.00	961.00	
<a href="#">051-5-6002-12300</a>	Life Insurance	310.25	294.12	299.00	299.00	297.72	298.00	301.00	301.00	
<a href="#">051-5-6002-19100</a>	Additional Insurance Contribution	1,847.38	0.00	0.00	0.00	0.00	0.00	0.00	0.00	
<b>Category: 10 - Personnel Services Total:</b>		<b>262,752.60</b>	<b>217,788.69</b>	<b>219,243.00</b>	<b>219,243.00</b>	<b>214,315.44</b>	<b>221,604.00</b>	<b>217,357.00</b>	<b>217,357.00</b>	
<b>Category: 20 - Supplies</b>										
<a href="#">051-5-6002-21100</a>	Supplies	1,866.28	969.99	1,500.00	1,500.00	850.45	1,500.00	1,500.00	1,500.00	
<b>Budget Detail</b>										
<b>Budget Code</b>	<b>Description</b>	<b>Units</b>	<b>Price</b>	<b>Amount</b>						
City Commission	Cleaning Supplies	1.00	200.00	200.00						
City Commission	Drinks	1.00	100.00	100.00						
City Commission	Office & Field Supplies	1.00	1,100.00	1,100.00						
City Commission	Paint	1.00	100.00	100.00						
<a href="#">051-5-6002-21200</a>	Uniforms & Personal Wear	166.75	298.72	300.00	300.00	104.89	300.00	300.00	300.00	
<b>Budget Detail</b>										
<b>Budget Code</b>	<b>Description</b>	<b>Units</b>	<b>Price</b>	<b>Amount</b>						
City Commission	Uniforms & Safety Wear	1.00	300.00	300.00						
<a href="#">051-5-6002-21400</a>	Chemicals	51,213.07	37,946.38	38,000.00	45,000.00	43,620.43	38,000.00	46,000.00	46,000.00	
<b>Budget Detail</b>										
<b>Budget Code</b>	<b>Description</b>	<b>Units</b>	<b>Price</b>	<b>Amount</b>						
City Commission	Chlorine & Amonia Disinfection	1.00	46,000.00	46,000.00						
<a href="#">051-5-6002-21500</a>	Motor Gas & Oil	6,082.01	7,157.85	6,973.00	7,773.00	8,054.34	6,973.00	9,030.00	9,030.00	

Utility Funds

For Fiscal: 10/2017-09/2018 Period Ending: 09/30/2018

		2016	2017	2018	2018	2018	Defined Budgets		2019	2019
		Total Activity	Total Activity	Original Budget	Total Budget (Amended)	YTD Activity	2018 Expected Annual	2019 City Manager Proposed	2019 City Commission Adopted	
<b>Budget Notes</b>										
<b>Budget Code</b>	<b>Subject</b>	<b>Description</b>								
City Commission	Motor Oil & Gas	4 Vehicles plus equipment								
<b>Budget Detail</b>										
<b>Budget Code</b>	<b>Description</b>	<b>Units</b>	<b>Price</b>	<b>Amount</b>						
City Commission	Motor Gas & Oil	1.00	9,030.00	9,030.00						
<a href="#">051-5-6002-21700</a>	Minor Eq/Furniture		3,104.61	2,644.06	10,000.00	9,120.00	4,005.26	10,000.00	10,000.00	10,000.00
<b>Budget Detail</b>										
<b>Budget Code</b>	<b>Description</b>	<b>Units</b>	<b>Price</b>	<b>Amount</b>						
City Commission	Dead End Auto Flushers	3.00	2,000.00	6,000.00						
City Commission	Electronic Hand Tools	1.00	2,000.00	2,000.00						
City Commission	Sampling Probes	1.00	1,200.00	1,200.00						
City Commission	Weed Eaters	2.00	400.00	800.00						
<a href="#">051-5-6002-22400</a>	Medical Supplies		0.00	0.00	90.00	90.00	86.59	90.00	40.00	40.00
<b>Budget Detail</b>										
<b>Budget Code</b>	<b>Description</b>	<b>Units</b>	<b>Price</b>	<b>Amount</b>						
City Commission	First Aid Kits	4.00	10.00	40.00						
<a href="#">051-5-6002-22600</a>	Computers & Associated Equip		0.00	0.00	0.00	0.00	0.00	0.00	0.00	0.00
	<b>Category: 20 - Supplies Total:</b>		<b>62,432.72</b>	<b>49,017.00</b>	<b>56,863.00</b>	<b>63,783.00</b>	<b>56,721.96</b>	<b>56,863.00</b>	<b>66,870.00</b>	<b>66,870.00</b>
	<b>Category: 30 - Services</b>									
<a href="#">051-5-6002-31100</a>	Communications		1,609.17	1,765.95	2,525.00	2,525.00	1,787.48	2,000.00	2,052.00	2,052.00
<b>Budget Detail</b>										
<b>Budget Code</b>	<b>Description</b>	<b>Units</b>	<b>Price</b>	<b>Amount</b>						
City Commission	(1) Cellphone	12.00	21.00	252.00						
City Commission	(3) MiFi devices	12.00	150.00	1,800.00						
<a href="#">051-5-6002-31300</a>	Postage & Freight		2,336.40	2,201.50	2,500.00	2,500.00	2,282.48	2,500.00	2,500.00	2,500.00
<b>Budget Detail</b>										
<b>Budget Code</b>	<b>Description</b>	<b>Units</b>	<b>Price</b>	<b>Amount</b>						
City Commission	Water Samples & Quality Report	1.00	2,500.00	2,500.00						
<a href="#">051-5-6002-31400</a>	Professional Services		53,712.19	27,962.29	72,732.00	82,732.00	80,837.00	80,732.00	69,000.00	69,000.00
<b>Budget Detail</b>										
<b>Budget Code</b>	<b>Description</b>	<b>Units</b>	<b>Price</b>	<b>Amount</b>						
City Commission	FY 18-19-Addtl Core-Bacteria Samples	1.00	24,000.00	24,000.00						
City Commission	Generator Maintenance	1.00	15,000.00	15,000.00						
City Commission	TCEQ Samples	1.00	10,000.00	10,000.00						

Utility Funds

For Fiscal: 10/2017-09/2018 Period Ending: 09/30/2018

		2016		2017		2018		2018		Defined Budgets	
		Total Activity	Total Activity	Original Budget	Total Budget (Amended)	YTD Activity	2018 Expected Annual	2019 City Manager Proposed	2019 City Commission Adopted		
City Commission	Technician Samples	1.00	20,000.00	20,000.00							
<a href="#">051-5-6002-31425</a>	Prof. Services-GPS		918.00	1,122.15	1,250.00	1,250.00	785.00	1,250.00	816.00	816.00	
<b>Budget Detail</b>											
<b>Budget Code</b>	<b>Description</b>	<b>Units</b>	<b>Price</b>	<b>Amount</b>							
City Commission	Prof Services- GPS	4.00	204.00	816.00							
<a href="#">051-5-6002-31450</a>	Prof Serv-Water Rate Study		0.00	0.00	8,000.00	0.00	0.00	0.00	0.00	0.00	
<a href="#">051-5-6002-31470</a>	Prof Svcs - Audit Services		908.38	12,626.00	16,017.00	12,823.96	12,823.96	12,823.96	14,737.00	14,737.00	
<b>Budget Detail</b>											
<b>Budget Code</b>	<b>Description</b>	<b>Units</b>	<b>Price</b>	<b>Amount</b>							
City Commission	Audit Fees based on allocation rate ( 24% )	0.00	0.00	14,737.00							
<a href="#">051-5-6002-31500</a>	Printing & Publishing		2,657.53	2,588.00	4,000.00	4,000.00	1,804.57	4,000.00	3,000.00	3,000.00	
<b>Budget Detail</b>											
<b>Budget Code</b>	<b>Description</b>	<b>Units</b>	<b>Price</b>	<b>Amount</b>							
City Commission	Public Notice & Water Quality Report	1.00	3,000.00	3,000.00							
<a href="#">051-5-6002-31600</a>	Training & Travel		298.00	3,050.08	3,000.00	2,750.00	1,489.00	2,750.00	3,000.00	3,000.00	
<b>Budget Detail</b>											
<b>Budget Code</b>	<b>Description</b>	<b>Units</b>	<b>Price</b>	<b>Amount</b>							
City Commission	Certification Training	3.00	1,000.00	3,000.00							
<a href="#">051-5-6002-31700</a>	Memberships & Dues		290.53	804.00	500.00	800.00	729.00	571.00	500.00	500.00	
<b>Budget Detail</b>											
<b>Budget Code</b>	<b>Description</b>	<b>Units</b>	<b>Price</b>	<b>Amount</b>							
City Commission	TWUA, AWWA, TRWA	1.00	500.00	500.00							
<a href="#">051-5-6002-31800</a>	Equipment Rent		0.00	3,970.00	700.00	700.00	0.00	300.00	700.00	700.00	
<b>Budget Detail</b>											
<b>Budget Code</b>	<b>Description</b>	<b>Units</b>	<b>Price</b>	<b>Amount</b>							
City Commission	Special Equipment Rental	1.00	700.00	700.00							
<a href="#">051-5-6002-31900</a>	Catering		96.04	121.00	44.00	44.00	37.89	44.00	44.00	44.00	
<b>Budget Detail</b>											
<b>Budget Code</b>	<b>Description</b>	<b>Units</b>	<b>Price</b>	<b>Amount</b>							
City Commission	EE Appreciation	4.00	11.00	44.00							
<a href="#">051-5-6002-32100</a>	State Fees		21,831.10	25,056.15	28,118.00	27,018.00	25,416.30	25,416.30	28,118.00	28,118.00	

Utility Funds

For Fiscal: 10/2017-09/2018 Period Ending: 09/30/2018

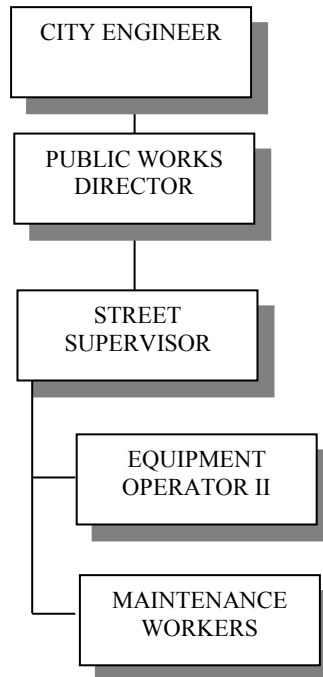
		2016		2017	2018	2018	2018	Defined Budgets		
		Total Activity		Total Activity	Original Budget	Total Budget (Amended)	YTD Activity	2018 Expected Annual	2019 City Manager Proposed	2019 City Commission Adopted
<b>Budget Detail</b>										
<b>Budget Code</b>	<b>Description</b>	<b>Units</b>	<b>Price</b>	<b>Amount</b>						
City Commission	TCEQ Annual Water System Fee	1.00	28,118.00	28,118.00						
<a href="#">051-5-6002-32300</a>	Utilities		391,766.68	445,810.05	325,000.00	325,000.00	286,993.52	325,000.00	300,000.00	300,000.00
<b>Budget Notes</b>										
<b>Budget Code</b>	<b>Subject</b>									
City Commission	Electricity									
	<b>Description</b>									
	14 Meters									
	830 E KENEDY AVE									
	1131 W KENEDY AVE									
	19 S PARK ST									
	3 W CAESAR AVE									
	GENERAL CAVAZOS BLVD									
	907 GENERAL CAVAZOS BLVD									
	907 GENERAL CAVAZOS BLVD									
	2602 S 6TH ST									
	962 STREETLIGHT									
	830 E KENEDY AVE									
	1950 N ARMSTRONG AVE									
	W AVE C									
	2602 S 6TH ST									
	2600 S BRAHMA BLVD									
<b>Budget Detail</b>										
<b>Budget Code</b>	<b>Description</b>	<b>Units</b>	<b>Price</b>	<b>Amount</b>						
City Commission	Electricity-14 Meters-TCAP est.	0.00	0.00	300,000.00						
<a href="#">051-5-6002-32400</a>	Laundry		1,820.65	1,869.40	1,700.00	1,700.00	1,686.10	1,700.00	1,700.00	1,700.00
<b>Budget Detail</b>										
<b>Budget Code</b>	<b>Description</b>	<b>Units</b>	<b>Price</b>	<b>Amount</b>						
City Commission	Uniform Service	1.00	1,700.00	1,700.00						
<a href="#">051-5-6002-33101</a>	Subscriptions & Dues		99.00	149.00	0.00	250.00	249.99	249.99	250.00	250.00
<a href="#">051-5-6002-33501</a>	Insurance-Property/Liability		7,046.09	3,899.39	52,943.00	55,946.00	56,126.21	56,243.00	62,158.00	62,158.00
<b>Budget Detail</b>										
<b>Budget Code</b>	<b>Description</b>	<b>Units</b>	<b>Price</b>	<b>Amount</b>						
City Commission	Allocation Based on Divisional Budget	1.00	62,158.00	62,158.00						
<a href="#">051-5-6002-34200</a>	CC Discount Fees		6,249.17	0.00	0.00	0.00	0.00	0.00	0.00	0.00
<a href="#">051-5-6002-34301</a>	Other Services-STWA		348,392.25	351,511.94	360,000.00	360,000.00	319,046.75	360,000.00	370,000.00	370,000.00

Utility Funds

For Fiscal: 10/2017-09/2018 Period Ending: 09/30/2018

		2016		2017		2018		2018		Defined Budgets	
		Total Activity	Total Activity	Original Budget	Total Budget (Amended)	YTD Activity	2018 Expected Annual	2019 City Manager Proposed	2019 City Commission Adopted		
<b>Budget Detail</b>											
<b>Budget Code</b>	<b>Description</b>	<b>Units</b>	<b>Price</b>	<b>Amount</b>							
City Commission	Contract w/ \$10,000 annual increase	1.00	370,000.00	370,000.00							
<b>Category: 30 - Services Total:</b>			<b>840,031.18</b>	<b>884,506.90</b>	<b>879,029.00</b>	<b>880,038.96</b>	<b>792,095.25</b>	<b>875,580.25</b>	<b>858,575.00</b>	<b>858,575.00</b>	
<b>Category: 40 - Repairs</b>											
<a href="#">051-5-6002-41100</a>	Vehicle Maintenance		1,166.12	4,829.89	3,600.00	4,480.00	3,702.71	3,600.00	3,600.00	3,600.00	
<b>Budget Detail</b>											
<b>Budget Code</b>	<b>Description</b>	<b>Units</b>	<b>Price</b>	<b>Amount</b>							
City Commission	One Time Radio Transceivers	1.00	600.00	600.00							
City Commission	Vehicle Maintenance	3.00	1,000.00	3,000.00							
<a href="#">051-5-6002-41400</a>	Equipment Maintenance		450.18	438.97	1,000.00	1,000.00	355.40	1,000.00	1,000.00	1,000.00	
<b>Budget Detail</b>											
<b>Budget Code</b>	<b>Description</b>	<b>Units</b>	<b>Price</b>	<b>Amount</b>							
City Commission	Pump & Mower Repairs	1.00	1,000.00	1,000.00							
<b>Category: 40 - Repairs Total:</b>			<b>1,616.30</b>	<b>5,268.86</b>	<b>4,600.00</b>	<b>5,480.00</b>	<b>4,058.11</b>	<b>4,600.00</b>	<b>4,600.00</b>	<b>4,600.00</b>	
<b>Category: 50 - Maintenance</b>											
<a href="#">051-5-6002-51100</a>	Building Maintenance		41.02	0.00	0.00	0.00	0.00	0.00	0.00	0.00	
<a href="#">051-5-6002-54300</a>	Utility Plant		207,793.10	77,543.65	118,000.00	101,500.00	57,847.84	118,000.00	67,000.00	67,000.00	
<b>Budget Detail</b>											
<b>Budget Code</b>	<b>Description</b>	<b>Units</b>	<b>Price</b>	<b>Amount</b>							
City Commission	125 HP Well Motor	1.00	25,000.00	25,000.00							
City Commission	750 GPM Booster Pump	1.00	10,000.00	10,000.00							
City Commission	800 GPM Well Pump	1.00	12,000.00	12,000.00							
City Commission	Water Well Maintenance	1.00	20,000.00	20,000.00							
<b>Category: 50 - Maintenance Total:</b>			<b>207,834.12</b>	<b>77,543.65</b>	<b>118,000.00</b>	<b>101,500.00</b>	<b>57,847.84</b>	<b>118,000.00</b>	<b>67,000.00</b>	<b>67,000.00</b>	
<b>Category: 70 - Capital Outlay</b>											
<a href="#">051-5-6002-71100</a>	Vehicle		0.00	0.00	0.00	0.00	0.00	0.00	0.00	0.00	
<a href="#">051-5-6002-71200</a>	Machinery/Equipment		0.00	0.00	130,000.00	0.00	0.00	0.00	0.00	0.00	
<a href="#">051-5-6002-71300</a>	Building		0.00	0.00	0.00	0.00	0.00	0.00	0.00	0.00	
<b>Category: 70 - Capital Outlay Total:</b>			<b>0.00</b>	<b>0.00</b>	<b>130,000.00</b>	<b>0.00</b>	<b>0.00</b>	<b>0.00</b>	<b>0.00</b>	<b>0.00</b>	
<b>Division: 6002 - Water Production Total:</b>			<b>1,374,666.92</b>	<b>1,234,125.10</b>	<b>1,407,735.00</b>	<b>1,270,044.96</b>	<b>1,125,038.60</b>	<b>1,276,647.25</b>	<b>1,214,402.00</b>	<b>1,214,402.00</b>	
<b>AcctType: 5 - Expense Total:</b>			<b>2,293,223.63</b>	<b>2,097,211.44</b>	<b>2,433,058.00</b>	<b>2,295,368.72</b>	<b>2,052,908.17</b>	<b>2,287,008.25</b>	<b>2,163,115.00</b>	<b>2,163,115.00</b>	
<b>Department : 600 - Water Surplus (Deficit):</b>			<b>2,455,334.83</b>	<b>2,987,728.55</b>	<b>2,186,942.00</b>	<b>2,324,631.28</b>	<b>2,936,298.14</b>	<b>2,559,461.75</b>	<b>2,879,885.00</b>	<b>2,879,885.00</b>	



# GROUND MAINTENANCE



## DESCRIPTION

The Ground Maintenance Department provides for the operations and maintenance of the city’s storm water drainage system including storm inlets, storm sewer pipes, culverts, driveways, drainage ditch maintenance and construction, mowing rights of way, curb and gutter maintenance, low water crossing barricades, and construction technical support.

## GOALS & OBJECTIVES

Goals & Objectives	City Commission Vision
<p><b>Goal:</b> Provide and maintain public safety in city wide drainage.</p> <p><b>Objective:</b> Ensure City wide drainage in accordance to the new Drainage Master Plan and increase ditch and creek operations, as well as increase the curb and gutter maintenance program.</p>	 Superior City Services  Safe and Secure Environment

GROUND MAINTENANCE

FY 18-19 BUDGET HIGHLIGHTS

Division	Change	Personnel	Operations	Capital Outlay	Total Changes
FY 17-18 Original Budget	\$163,299	\$122,475	\$40,824	\$0	\$163,299
FY 18-19 Adopted Budget	\$157,243	\$117,445	\$39,798	\$0	\$157,243
6101-Ground Maintenance	(\$6,056)	(\$5,030)	(\$1,026)	\$0	(\$6,056)

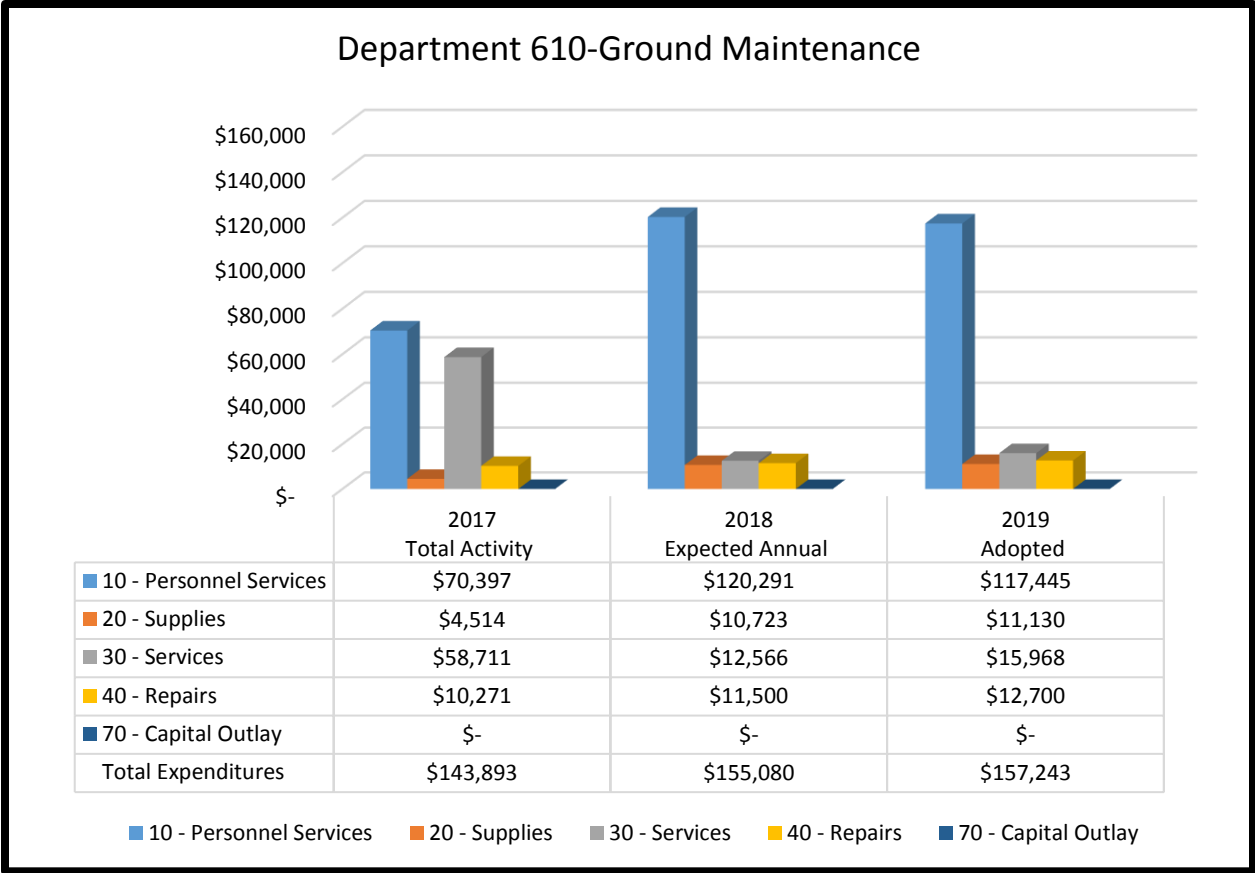
Change Description

Personnel

- 2% COLA adjustment - \$1,378
- Decrease in TMRS rate
- Decrease in Workers Comp Experience Modifier rate
- Change in health care coverage election

Operations

- **Overall Supplies Category:**
  - Increase in motor gas & oil
- **Overall Services Category:**
  - Increase in audit services and property insurance
  - Decrease in equipment rent
- **Overall Repairs Category:**
  - Increase in vehicle maintenance





Utility Funds

For Fiscal: 10/2017-09/2018 Period Ending: 09/30/2018

		2016	2017	2018	2018	Defined Budgets		2019	2019
		Total Activity	Total Activity	Original Budget	Total Budget (Amended)	2018 YTD Activity	2018 Expected Annual	City Manager Proposed	City Commission Adopted
<b>Department : 610 - Ground Maintenance</b>									
<b>AcctType: 5 - Expense</b>									
<b>Division: 6101 - Ground Maintenance</b>									
<b>Category: 10 - Personnel Services</b>									
<a href="#">051-5-6101-11100</a>	Salaries & Wages	44,960.85	29,789.15	67,403.00	67,403.00	61,818.65	65,968.00	70,289.00	70,289.00
<a href="#">051-5-6101-11200</a>	Overtime	6,626.74	2,566.50	5,000.00	5,000.00	3,624.82	5,000.00	5,000.00	5,000.00
<a href="#">051-5-6101-11400</a>	Retirement- TMRS	5,267.92	3,371.40	6,900.00	6,644.00	5,816.93	6,327.00	6,664.00	6,664.00
<a href="#">051-5-6101-11500</a>	FICA	3,746.95	2,440.71	5,539.00	5,539.00	4,894.13	5,333.00	5,760.00	5,760.00
<a href="#">051-5-6101-11600</a>	Group Health Insurance	38,871.00	31,280.00	35,014.00	35,014.00	13,765.90	35,014.00	27,806.00	27,806.00
<a href="#">051-5-6101-11700</a>	Workers' Compensation	1,234.95	745.36	1,747.00	1,747.00	1,068.92	1,571.00	1,097.00	1,097.00
<a href="#">051-5-6101-11800</a>	Unemployment Compensation	466.45	141.61	675.00	931.00	498.85	931.00	675.00	675.00
<a href="#">051-5-6101-12300</a>	Life Insurance	94.18	62.28	197.00	197.00	144.00	147.00	154.00	154.00
<a href="#">051-5-6101-19100</a>	Additional Insurance Contribution	1,385.54	0.00	0.00	0.00	0.00	0.00	0.00	0.00
<b>Category: 10 - Personnel Services Total:</b>		<b>102,654.58</b>	<b>70,397.01</b>	<b>122,475.00</b>	<b>122,475.00</b>	<b>91,632.20</b>	<b>120,291.00</b>	<b>117,445.00</b>	<b>117,445.00</b>
<b>Category: 20 - Supplies</b>									
<a href="#">051-5-6101-21100</a>	Supplies	842.52	229.87	1,000.00	962.35	631.85	1,000.00	1,000.00	1,000.00
<b>Budget Detail</b>									
<b>Budget Code</b>	<b>Description</b>	<b>Units</b>	<b>Price</b>	<b>Amount</b>					
City Commission	misc supplies	1.00	1,000.00	1,000.00					
<a href="#">051-5-6101-21200</a>	Uniforms & Personal Wear	85.40	0.00	500.00	500.00	183.52	500.00	500.00	500.00
<b>Budget Detail</b>									
<b>Budget Code</b>	<b>Description</b>	<b>Units</b>	<b>Price</b>	<b>Amount</b>					
City Commission	PPE	1.00	500.00	500.00					
<a href="#">051-5-6101-21500</a>	Motor Gas & Oil	0.00	0.00	8,163.00	8,103.00	4,627.07	8,103.00	8,570.00	8,570.00
<b>Budget Notes</b>									
<b>Budget Code</b>	<b>Subject</b>	<b>Description</b>							
City Commission	Motor Oil & Gas	1 Vehicle plus equipment							
<a href="#">051-5-6101-21700</a>	Minor Eq/Furniture	363.28	4,284.03	1,000.00	1,097.65	1,097.65	1,060.00	1,000.00	1,000.00
<b>Budget Detail</b>									
<b>Budget Code</b>	<b>Description</b>	<b>Units</b>	<b>Price</b>	<b>Amount</b>					
City Commission	Hand tools	1.00	1,000.00	1,000.00					
<a href="#">051-5-6101-22400</a>	Medical Supplies	0.00	0.00	60.00	60.00	56.59	60.00	60.00	60.00

Utility Funds

For Fiscal: 10/2017-09/2018 Period Ending: 09/30/2018

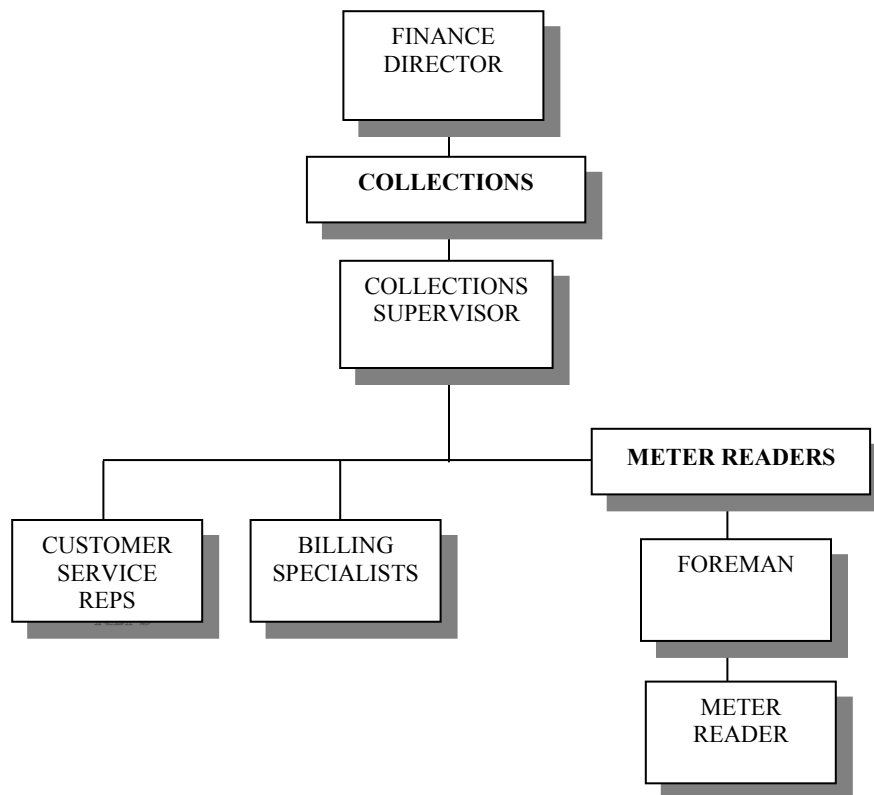
		2016		2017	2018	2018	Defined Budgets		2019	2019
		Total Activity	Total Activity	Total Activity	Original Budget	Total Budget (Amended)	2018 YTD Activity	2018 Expected Annual	City Manager Proposed	City Commission Adopted
<b>Budget Detail</b>	<b>Description</b>	<b>Units</b>	<b>Price</b>	<b>Amount</b>						
Budget Code										
City Commission	Firstaid Kits/eye wash	6.00	10.00	60.00						
<b>Category: 20 - Supplies Total:</b>			<b>1,291.20</b>	<b>4,513.90</b>	<b>10,723.00</b>	<b>10,723.00</b>	<b>6,596.68</b>	<b>10,723.00</b>	<b>11,130.00</b>	<b>11,130.00</b>
<b>Category: 30 - Services</b>										
<a href="#">051-5-6101-31100</a>	Communications		0.00	0.00	0.00	0.00	0.00	0.00	0.00	0.00
<a href="#">051-5-6101-31400</a>	Professional Services		1,275.00	2,425.00	3,277.00	459.13	0.00	459.13	3,277.00	3,277.00
<b>Budget Detail</b>	<b>Description</b>	<b>Units</b>	<b>Price</b>	<b>Amount</b>						
Budget Code										
City Commission	Equipment repairs	1.00	3,277.00	3,277.00						
<a href="#">051-5-6101-31425</a>	Prof. Services-GPS		0.00	0.00	0.00	0.00	0.00	0.00	0.00	0.00
<a href="#">051-5-6101-31470</a>	Prof Svcs - Audit Services		159.49	1,609.00	1,368.00	1,433.00	1,115.13	1,368.00	1,448.00	1,448.00
<b>Budget Detail</b>	<b>Description</b>	<b>Units</b>	<b>Price</b>	<b>Amount</b>						
Budget Code										
City Commission	Audit Fees based on allocation rate ( 2% )	0.00	0.00	1,448.00						
<a href="#">051-5-6101-31800</a>	Equipment Rent		0.00	0.00	16,000.00	5,000.00	4,050.00	5,000.00	5,000.00	5,000.00
<b>Budget Detail</b>	<b>Description</b>	<b>Units</b>	<b>Price</b>	<b>Amount</b>						
Budget Code										
City Commission	Emergency excavator rental	1.00	5,000.00	5,000.00						
<a href="#">051-5-6101-31900</a>	Catering		0.00	0.00	33.00	33.00	0.00	33.00	33.00	33.00
<b>Budget Detail</b>	<b>Description</b>	<b>Units</b>	<b>Price</b>	<b>Amount</b>						
Budget Code										
City Commission	Employee Appreciation	3.00	11.00	33.00						
<a href="#">051-5-6101-32400</a>	Laundry		0.00	0.00	900.00	900.00	857.00	900.00	900.00	900.00
<a href="#">051-5-6101-33501</a>	Insurance-Property/Liability		42,435.05	54,677.26	4,523.00	4,780.00	4,794.95	4,806.00	5,310.00	5,310.00
<b>Category: 30 - Services Total:</b>			<b>43,869.54</b>	<b>58,711.26</b>	<b>26,101.00</b>	<b>12,605.13</b>	<b>10,817.08</b>	<b>12,566.13</b>	<b>15,968.00</b>	<b>15,968.00</b>
<b>Category: 40 - Repairs</b>										
<a href="#">051-5-6101-41100</a>	Vehicle Maintenance		23,467.94	10,270.99	4,000.00	11,500.00	11,809.47	11,500.00	12,700.00	12,700.00
<a href="#">051-5-6101-41400</a>	Equipment Maintenance		0.00	0.00	0.00	0.00	0.00	0.00	0.00	0.00
<b>Category: 40 - Repairs Total:</b>			<b>23,467.94</b>	<b>10,270.99</b>	<b>4,000.00</b>	<b>11,500.00</b>	<b>11,809.47</b>	<b>11,500.00</b>	<b>12,700.00</b>	<b>12,700.00</b>

Utility Funds

For Fiscal: 10/2017-09/2018 Period Ending: 09/30/2018

		Defined Budgets							
		2016	2017	2018	2018	2018	2018	2019	2019
		Total Activity	Total Activity	Original Budget	Total Budget (Amended)	YTD Activity	Expected Annual	City Manager Proposed	City Commission Adopted
<b>Category: 70 - Capital Outlay</b>									
<a href="#">051-5-6101-71200</a>	Machinery/Equipment	0.00	0.00	0.00	0.00	0.00	0.00	0.00	0.00
<b>Category: 70 - Capital Outlay Total:</b>		<b>0.00</b>	<b>0.00</b>	<b>0.00</b>	<b>0.00</b>	<b>0.00</b>	<b>0.00</b>	<b>0.00</b>	<b>0.00</b>
<b>Division: 6101 - Ground Maintenance Total:</b>		<b>171,283.26</b>	<b>143,893.16</b>	<b>163,299.00</b>	<b>157,303.13</b>	<b>120,855.43</b>	<b>155,080.13</b>	<b>157,243.00</b>	<b>157,243.00</b>
<b>AcctType: 5 - Expense Total:</b>		<b>171,283.26</b>	<b>143,893.16</b>	<b>163,299.00</b>	<b>157,303.13</b>	<b>120,855.43</b>	<b>155,080.13</b>	<b>157,243.00</b>	<b>157,243.00</b>
<b>Department : 610 - Ground Maintenance Total:</b>		<b>171,283.26</b>	<b>143,893.16</b>	<b>163,299.00</b>	<b>157,303.13</b>	<b>120,855.43</b>	<b>155,080.13</b>	<b>157,243.00</b>	<b>157,243.00</b>

# UTILITY BILLING



The Utility Billing Department is comprised of two divisions: Collections and Meter Readers.

## COLLECTIONS

### DESCRIPTION



The Collections Division is responsible for the monthly utility billing of all City of Kingsville customers. In addition to sending out utility bills, the department also sends out abatement, abatements of noxious matter, landfill, demolition, and bulk water billings. The department handles the posting of payments for utility bills, permits/planning, EMS payments, all accounts receivable accounts, pavilion rentals, landfill accounts, and any miscellaneous City payments.

### DEPARTMENT ACCOMPLISHMENTS

For Fiscal Year 17-18

1. Started Using Tyler Notify to send telephone messages and text messages to customers 2 days prior to cut off to remind them that their water bill is due.
2. Realigned the phone system to better serve the customer and reduce the ring time and wait time for the call to be answered.
3. Started Implementation of E Billing.

GOALS & OBJECTIVES

Goals & Objectives	City Commission Vision
<p><b>Goal:</b> Continue to work with our third-party payment processor.</p> <p><b>Objective:</b> To enhance our customers experience with paying their bills online and drive more customers to the website to make payments.</p>	 Superior City Services
<p><b>Goal:</b> Continue to work on our E billing process.</p> <p><b>Objective:</b> Work to have customers sign up for our E billing to reduce the amount of mail for the customer and to save expenses on printing and postage for the city.</p>	 Superior City Services

PERFORMANCE MEASURES

Item	2017	2018 YTD	2019 Estimate
Statements Issued	96,378	45,954	96,371
Late Notices Issued	28,591	13,873	28,596
Disconnects	4,518	2,330	4,529
Cash Payments Collected	19,903	8,635	17,432
Credit Card Payments Collected	19,209	3,625	16,771
Checks/Money Order Payments Collected	32,790	13,778	29,502
Online Payments Collected	12,166	3,039	10,202
Other – EFT Payments Collected	364	86	274
Payment Services Network	8,632	16,397	32,784

FY 18-19 BUDGET HIGHLIGHTS

Division	Change	Personnel	Operations	Capital Outlay	Total Changes
FY 17-18 Original Budget	\$406,342	\$273,216	\$133,126	\$0	\$406,342
FY 18-19 Adopted Budget	\$468,361	\$271,717	\$190,644	\$6,000	\$468,361
6201-Utility Billing	\$62,019	(\$1,499)	\$57,518	\$6,000	\$62,019

Change Description

Personnel

- 2% COLA adjustment - \$3,577
- Anniversary increases - \$1,705
- Decrease in TMRS rate
- Decrease in Workers Comp Experience Modifier rate
- Change in health care coverage election

Operations

- **Overall Supplies Category:**
  - Decrease in supplies
- **Overall Services Category:**
  - Increase in postage, audit services, SWR collection fees, printing & publishing, property insurance, and credit card discount fees
  - Decrease in professional services, training & travel,
  - Approved supplemental for credit card transaction fees - \$53,000
  - Approved supplemental for increased postage - \$2,000
  - Removed prior year supplemental for one-time additional training & travel - \$2,613
- **Overall Repairs Category:**
  - Decrease in equipment maintenance
- **Overall Leases Category:**
  - Increase in operating lease

Capital Outlay

- Approved supplemental for kiosk (split funded with Fund 031 and 033) - \$6,000

METER READERS

DESCRIPTION


The Meter Reader Division is responsible for reading the meters of almost 8,000 utility customers. The 8,000 customers are split into 4 cycles and each cycle is read once a month. The reads are exported into our Utility billing system for timely billing to our citizens. The Meter Reader Division is also responsible for all meter and meter endpoint maintenance, completion of all service orders for new service, disconnect service, check for leaks, and any re-reads for billing purposes.

**DEPARTMENT ACCOMPLISHMENTS**

For Fiscal Year 17-18

1. All endpoints have been replaced within one billing cycle.
2. Installed new software for the meter reading process.

**GOALS & OBJECTIVES**

<b>Goals &amp; Objectives</b>	<b>City Commission Vision</b>
<p><b>Goal:</b> With the new software being installed, make sure we are using it to its full potential</p> <p><b>Objective:</b> Make sure all employees that need to be trained on the software fully understand and utilize what is available.</p>	 <p>Superior City Services</p>

**PERFORMANCE MEASURES**

<b>Item</b>	<b>2017</b>	<b>2018 YTD</b>	<b>2019 Estimate</b>
New Services	1112	427	1140
Disconnects	764	306	726
Leak Checks	292	111	330
Failed Meters	1782	621	1356

FY 18-19 BUDGET HIGHLIGHTS

Division	Change	Personnel	Operations	Capital Outlay	Total Changes
FY 17-18 Original Budget	\$151,069	\$107,867	\$43,202	\$0	\$151,069
FY 18-19 Adopted Budget	\$141,371	\$94,836	\$46,535	\$0	\$141,371
6202-Meter Reader	(\$9,698)	(\$13,031)	\$3,333	\$0	(\$9,698)

Change Description

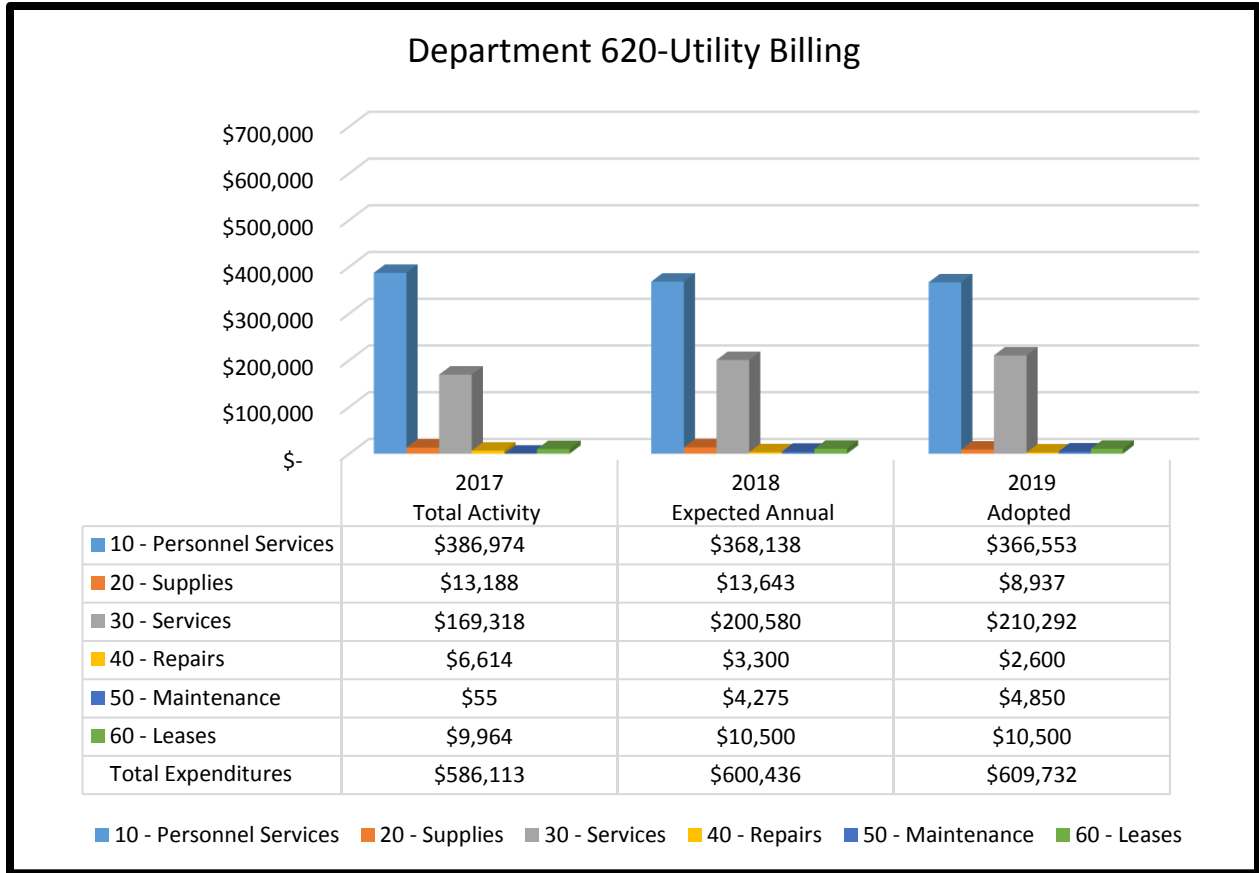
Personnel

- 2% COLA adjustment - \$1,325
- Decrease in TMRS rate
- Decrease in Workers Comp Experience Modifier rate
- Change in health care coverage election

Operations

- **Overall Supplies Category:**
  - Decrease in supplies, uniforms, chemicals, motor gas & oil, minor equipment
  - Increase in medical supplies
- **Overall Services Category:**
  - Increase in communications, professional services, training & travel
  - Decrease in GPS professional services, audit services, equipment rent, and laundry
  - Approved supplemental for new meter software reading fees - \$3,096
  - Approved supplemental for new meter software license fee - \$900
  - Approved supplemental for new meter software license fee for each reader - \$360
- **Overall Repairs Category:**
  - Decrease in equipment maintenance
- **Overall Maintenance Category:**
  - Increase in water meter parts





Utility Funds

For Fiscal: 10/2017-09/2018 Period Ending: 09/30/2018

		2016	2017	2018	2018	2018	Defined Budgets		2019	2019
		Total Activity	Total Activity	Original Budget	Total Budget (Amended)	YTD Activity	2018 Expected Annual	City Manager Proposed	City Commission Adopted	
<b>Department : 620 - Utility Billing</b>										
<b>AcctType: 5 - Expense</b>										
<b>Division: 6201 - Collections</b>										
<b>Category: 10 - Personnel Services</b>										
<a href="#">051-5-6201-11100</a>	Salaries & Wages	174,238.50	177,155.97	176,384.00	167,820.00	161,051.18	167,820.00	182,416.00	182,416.00	
<a href="#">051-5-6201-11200</a>	Overtime	958.22	663.22	973.00	973.00	729.60	973.00	973.00	973.00	
<a href="#">051-5-6201-11400</a>	Retirement - TMRS	16,988.81	18,505.53	16,903.00	15,955.82	14,372.50	14,972.00	16,230.00	16,230.00	
<a href="#">051-5-6201-11500</a>	FICA	12,311.58	12,884.03	13,568.00	13,568.00	11,824.22	12,300.00	14,030.00	14,030.00	
<a href="#">051-5-6201-11600</a>	Group Health Insurance	64,941.00	53,367.02	63,312.00	63,312.00	56,304.27	63,312.00	56,112.00	56,112.00	
<a href="#">051-5-6201-11700</a>	Workers' Compensation	352.56	336.81	339.00	339.00	207.03	217.00	212.00	212.00	
<a href="#">051-5-6201-11800</a>	Unemployment Compensation	1,026.00	53.98	1,350.00	1,350.00	970.47	1,350.00	1,350.00	1,350.00	
<a href="#">051-5-6201-12300</a>	Life Insurance	346.97	386.28	387.00	387.00	368.64	369.00	394.00	394.00	
<a href="#">051-5-6201-19100</a>	Additional Insurance Contribution	2,771.08	0.00	0.00	0.00	0.00	0.00	0.00	0.00	
<b>Category: 10 - Personnel Services Total:</b>		<b>273,934.72</b>	<b>263,352.84</b>	<b>273,216.00</b>	<b>263,704.82</b>	<b>245,827.91</b>	<b>261,313.00</b>	<b>271,717.00</b>	<b>271,717.00</b>	
<b>Category: 20 - Supplies</b>										
<a href="#">051-5-6201-21100</a>	Supplies	5,750.89	3,353.74	3,252.00	3,170.00	2,320.86	3,170.00	2,413.00	2,413.00	
<a href="#">051-5-6201-21700</a>	Minor Eq/Furniture	735.61	730.83	0.00	0.00	0.00	0.00	0.00	0.00	
<a href="#">051-5-6201-22600</a>	Computers & Associated Equip	1,449.60	2,005.00	0.00	0.00	0.00	0.00	0.00	0.00	
<b>Category: 20 - Supplies Total:</b>		<b>7,936.10</b>	<b>6,089.57</b>	<b>3,252.00</b>	<b>3,170.00</b>	<b>2,320.86</b>	<b>3,170.00</b>	<b>2,413.00</b>	<b>2,413.00</b>	
<b>Category: 30 - Services</b>										
<a href="#">051-5-6201-31300</a>	Postage & Freight	60,666.71	57,200.04	56,000.00	56,000.00	52,691.48	56,001.00	58,000.00	58,000.00	
<b>Budget Detail</b>										
<b>Budget Code</b>	<b>Description</b>	<b>Units</b>	<b>Price</b>	<b>Amount</b>						
City Commission	Core Budget - Postage	0.00	0.00	56,000.00						
City Commission	FY18-19 Postage - Permanent	0.00	0.00	2,000.00						
<a href="#">051-5-6201-31400</a>	Professional Services	0.00	952.04	3,251.00	1,787.43	1,787.43	1,751.00	1,000.00	1,000.00	
<a href="#">051-5-6201-31470</a>	Prof Svcs - Audit Services	383.88	4,119.00	3,293.00	4,293.00	3,787.82	4,293.00	5,116.00	5,116.00	
<b>Budget Detail</b>										
<b>Budget Code</b>	<b>Description</b>	<b>Units</b>	<b>Price</b>	<b>Amount</b>						
City Commission	Audit Fees based on allocation rate ( 8% )	0.00	0.00	5,116.00						
<a href="#">051-5-6201-31475</a>	Prof Svcs-SWR Collection Fees	0.00	0.00	0.00	1,582.00	1,766.69	1,582.00	2,000.00	2,000.00	
<a href="#">051-5-6201-31500</a>	Printing & Publishing	22,296.81	24,777.86	18,000.00	26,213.57	24,779.28	26,250.00	21,747.00	21,747.00	
<a href="#">051-5-6201-31501</a>	Liens & Ads w/ Health Dept	0.00	0.00	0.00	0.00	29.00	29.00	0.00	0.00	

Utility Funds

For Fiscal: 10/2017-09/2018 Period Ending: 09/30/2018

						Defined Budgets			
		2016	2017	2018	2018	2018	2018	2019	2019
		Total Activity	Total Activity	Original Budget	Total Budget (Amended)	YTD Activity	Expected Annual	City Manager Proposed	City Commission Adopted
<a href="#">051-5-6201-31600</a>	Training & Travel	0.00	1,621.10	5,113.00	0.00	0.00	0.00	2,000.00	2,000.00
<a href="#">051-5-6201-31800</a>	Equipment Rent	0.00	0.00	0.00	0.00	0.00	0.00	0.00	0.00
<a href="#">051-5-6201-31900</a>	Catering	77.06	86.87	88.00	88.00	0.00	88.00	88.00	88.00
<a href="#">051-5-6201-33501</a>	Insurance-Property/Liability	14,545.18	18,121.06	10,885.00	11,502.00	11,478.43	11,564.00	12,780.00	12,780.00
<a href="#">051-5-6201-34200</a>	CC Discount Fees	0.00	52,741.56	21,500.00	69,744.66	58,857.42	70,765.00	74,500.00	74,500.00
<b>Budget Detail</b>									
<b>Budget Code</b>	<b>Description</b>	<b>Units</b>	<b>Price</b>	<b>Amount</b>					
City Commission	Core - CC Fees for PSN and Online	0.00	0.00	21,500.00					
City Commission	FY18-19 CC Transaction Fees - Permanent	0.00	0.00	53,000.00					
<b>Category: 30 - Services Total:</b>		<b>97,969.64</b>	<b>159,619.53</b>	<b>118,130.00</b>	<b>171,210.66</b>	<b>155,177.55</b>	<b>172,323.00</b>	<b>177,231.00</b>	<b>177,231.00</b>
<b>Category: 40 - Repairs</b>									
<a href="#">051-5-6201-41400</a>	Equipment Maintenance	307.47	0.00	2,000.00	2,000.00	0.00	1,000.00	500.00	500.00
<b>Category: 40 - Repairs Total:</b>		<b>307.47</b>	<b>0.00</b>	<b>2,000.00</b>	<b>2,000.00</b>	<b>0.00</b>	<b>1,000.00</b>	<b>500.00</b>	<b>500.00</b>
<b>Category: 60 - Leases</b>									
<a href="#">051-5-6201-64100</a>	Operating Lease	7,656.16	9,963.71	9,744.00	10,500.00	10,006.73	10,500.00	10,500.00	10,500.00
<b>Category: 60 - Leases Total:</b>		<b>7,656.16</b>	<b>9,963.71</b>	<b>9,744.00</b>	<b>10,500.00</b>	<b>10,006.73</b>	<b>10,500.00</b>	<b>10,500.00</b>	<b>10,500.00</b>
<b>Category: 70 - Capital Outlay</b>									
<a href="#">051-5-6201-71200</a>	Machinery/Equipment	0.00	0.00	0.00	0.00	0.00	0.00	6,000.00	6,000.00
<b>Budget Detail</b>									
<b>Budget Code</b>	<b>Description</b>	<b>Units</b>	<b>Price</b>	<b>Amount</b>					
City Commission	Payment Kiosk-Split w/ Fund 031 & 033	0.00	0.00	6,000.00					
<b>Category: 70 - Capital Outlay Total:</b>		<b>0.00</b>	<b>0.00</b>	<b>0.00</b>	<b>0.00</b>	<b>0.00</b>	<b>0.00</b>	<b>6,000.00</b>	<b>6,000.00</b>
<b>Division: 6201 - Collections Total:</b>		<b>387,804.09</b>	<b>439,025.65</b>	<b>406,342.00</b>	<b>450,585.48</b>	<b>413,333.05</b>	<b>448,306.00</b>	<b>468,361.00</b>	<b>468,361.00</b>

Utility Funds

For Fiscal: 10/2017-09/2018 Period Ending: 09/30/2018

		2016	2017	2018	2018	2018	Defined Budgets		2019	2019
		Total Activity	Total Activity	Original Budget	Total Budget (Amended)	YTD Activity	2018 Expected Annual	2019 City Manager Proposed	2019 City Commission Adopted	
<b>Division: 6202 - Meter Readers</b>										
<b>Category: 10 - Personnel Services</b>										
<a href="#">051-5-6202-11100</a>	Salaries & Wages	68,803.24	77,420.15	65,590.00	65,590.00	63,148.48	65,591.00	67,573.00	67,573.00	
<a href="#">051-5-6202-11200</a>	Overtime	675.24	3,908.81	254.00	74.00	624.42	443.00	254.00	254.00	
<a href="#">051-5-6202-11400</a>	Retirement - TMRS	6,716.28	7,229.93	6,275.00	5,876.00	5,666.69	5,876.00	6,003.00	6,003.00	
<a href="#">051-5-6202-11500</a>	FICA	4,778.95	5,908.48	5,038.00	5,038.00	4,730.55	4,901.00	5,189.00	5,189.00	
<a href="#">051-5-6202-11600</a>	Group Health Insurance	25,914.00	27,029.00	28,303.00	28,303.00	14,071.92	28,303.00	14,234.00	14,234.00	
<a href="#">051-5-6202-11700</a>	Workers' Compensation	1,641.27	1,881.61	1,589.00	1,093.00	1,045.44	1,093.00	988.00	988.00	
<a href="#">051-5-6202-11800</a>	Unemployment Compensation	342.85	100.64	675.00	675.00	324.01	475.00	450.00	450.00	
<a href="#">051-5-6202-12300</a>	Life Insurance	132.77	142.56	143.00	143.00	142.56	143.00	145.00	145.00	
<a href="#">051-5-6202-19100</a>	Additional Insurance Contribution	1,385.54	0.00	0.00	0.00	0.00	0.00	0.00	0.00	
<b>Category: 10 - Personnel Services Total:</b>		<b>110,390.14</b>	<b>123,621.18</b>	<b>107,867.00</b>	<b>106,792.00</b>	<b>89,754.07</b>	<b>106,825.00</b>	<b>94,836.00</b>	<b>94,836.00</b>	
<b>Category: 20 - Supplies</b>										
<a href="#">051-5-6202-21100</a>	Supplies	319.72	590.54	437.00	549.00	615.40	563.00	354.00	354.00	
<b>Budget Detail</b>										
<b>Budget Code</b>	<b>Description</b>	<b>Units</b>	<b>Price</b>	<b>Amount</b>						
City Commission	Office supplies core budget	0.00	0.00	354.00						
<a href="#">051-5-6202-21200</a>	Uniforms & Personal Wear	673.21	334.75	525.00	525.00	17.52	525.00	500.00	500.00	
<b>Budget Detail</b>										
<b>Budget Code</b>	<b>Description</b>	<b>Units</b>	<b>Price</b>	<b>Amount</b>						
City Commission	Work gloves, snake boots, knee pads	0.00	0.00	500.00						
<a href="#">051-5-6202-21400</a>	Chemicals	29.49	14.82	200.00	200.00	0.00	200.00	100.00	100.00	
<b>Budget Detail</b>										
<b>Budget Code</b>	<b>Description</b>	<b>Units</b>	<b>Price</b>	<b>Amount</b>						
City Commission	Bug spray, mosquito spray, weed killer	0.00	0.00	100.00						
<a href="#">051-5-6202-21500</a>	Motor Gas & Oil	3,945.31	5,400.12	6,781.00	6,649.00	3,885.06	4,671.00	5,250.00	5,250.00	
<b>Budget Notes</b>										
<b>Budget Code</b>	<b>Subject</b>	<b>Description</b>								
City Commission	Motor Gas & Oil	Motor Gas & Oil for 2 Vehicles								
<a href="#">051-5-6202-21700</a>	Minor Eq/Furniture	405.27	758.28	1,500.00	624.95	320.34	500.00	300.00	300.00	
<b>Budget Detail</b>										
<b>Budget Code</b>	<b>Description</b>	<b>Units</b>	<b>Price</b>	<b>Amount</b>						
City Commission	Misc tools	0.00	0.00	300.00						

Utility Funds

For Fiscal: 10/2017-09/2018 Period Ending: 09/30/2018

		2016		2017		2018		2018		Defined Budgets	
		Total Activity	Total Activity	Original Budget	Total Budget (Amended)	YTD Activity	2018 Expected Annual	2019 City Manager Proposed	2019 City Commission Adopted		
<a href="#">051-5-6202-22400</a>	Medical Supplies	13.50	0.00	14.00	14.00	11.97	14.00	20.00	20.00		
<b>Budget Detail</b>											
<b>Budget Code</b>	<b>Description</b>	<b>Units</b>	<b>Price</b>	<b>Amount</b>							
City Commission	First aid kits	0.00	0.00	20.00							
<a href="#">051-5-6202-22600</a>	Computers & Associated Equip	0.00	0.00	0.00	0.00	0.00	0.00	0.00	0.00		
<a href="#">051-5-6202-22800</a>	Water Meters	39,941.59	0.00	0.00	4,113.00	0.00	4,000.00	0.00	0.00		
<b>Category: 20 - Supplies Total:</b>		<b>45,328.09</b>	<b>7,098.51</b>	<b>9,457.00</b>	<b>12,674.95</b>	<b>4,850.29</b>	<b>10,473.00</b>	<b>6,524.00</b>	<b>6,524.00</b>		
<b>Category: 30 - Services</b>											
<a href="#">051-5-6202-31100</a>	Communications	0.00	0.00	0.00	800.00	538.17	311.00	2,376.00	2,376.00		
<b>Budget Detail</b>											
<b>Budget Code</b>	<b>Description</b>	<b>Units</b>	<b>Price</b>	<b>Amount</b>							
City Commission	(1) iPad w/ svc	12.00	68.00	816.00							
City Commission	(2) MiFi devices (\$65/mo)	12.00	130.00	1,560.00							
<a href="#">051-5-6202-31400</a>	Professional Services	3,162.00	0.00	4,125.00	3,125.00	0.00	3,125.00	8,481.00	8,481.00		
<b>Budget Detail</b>											
<b>Budget Code</b>	<b>Description</b>	<b>Units</b>	<b>Price</b>	<b>Amount</b>							
City Commission	FY18-19 New Meter Sftware Reading Fees - Pe	0.00	0.00	3,096.00							
City Commission	FY18-19 New Meter Sftwre License Fees - Pern	0.00	0.00	900.00							
City Commission	FY18-19 New Sftwre License-Each Reader - Per	0.00	0.00	360.00							
City Commission	Maintenence on Core ORS Software	0.00	0.00	4,125.00							
<a href="#">051-5-6202-31425</a>	Prof. Services-GPS	612.00	816.16	824.00	824.00	536.00	824.00	408.00	408.00		
<b>Budget Detail</b>											
<b>Budget Code</b>	<b>Description</b>	<b>Units</b>	<b>Price</b>	<b>Amount</b>							
City Commission	GPS service - 2 vehicles	2.00	204.00	408.00							
<a href="#">051-5-6202-31470</a>	Prof Svcs - Audit Services	160.90	1,421.00	4,673.00	5,673.00	3,902.95	5,673.00	1,579.00	1,579.00		
<b>Budget Detail</b>											
<b>Budget Code</b>	<b>Description</b>	<b>Units</b>	<b>Price</b>	<b>Amount</b>							
City Commission	Audit Fees based on allocation rate ( 3% )	0.00	0.00	1,579.00							
<a href="#">051-5-6202-31600</a>	Training & Travel	0.00	0.00	600.00	800.00	0.00	500.00	880.00	880.00		
<b>Budget Detail</b>											
<b>Budget Code</b>	<b>Description</b>	<b>Units</b>	<b>Price</b>	<b>Amount</b>							
City Commission	Badger meter training/conference	0.00	0.00	480.00							
City Commission	Customer service training	0.00	0.00	400.00							
<a href="#">051-5-6202-31800</a>	Equipment Rent	0.00	0.00	100.00	100.00	0.00	100.00	0.00	0.00		

Utility Funds

For Fiscal: 10/2017-09/2018 Period Ending: 09/30/2018

		2016		2017		2018		2018		Defined Budgets	
		Total Activity	Total Activity	Original Budget	Total Budget (Amended)	YTD Activity	2018 Expected Annual	2019 City Manager Proposed	2019 City Commission Adopted		
<a href="#">051-5-6202-32400</a>	Laundry	1,339.17	1,265.28	1,400.00	1,400.00	856.67	1,400.00	1,200.00	1,200.00		
<b>Budget Detail</b>											
<b>Budget Code</b>	<b>Description</b>	<b>Units</b>	<b>Price</b>	<b>Amount</b>							
City Commission	Laundry service	12.00	100.00	1,200.00							
<a href="#">051-5-6202-33501</a>	Insurance-Property/Liability	6,744.49	6,195.84	15,448.00	16,324.00	16,437.86	16,324.00	18,137.00	18,137.00		
<b>Category: 30 - Services Total:</b>		<b>12,018.56</b>	<b>9,698.28</b>	<b>27,170.00</b>	<b>29,046.00</b>	<b>22,271.65</b>	<b>28,257.00</b>	<b>33,061.00</b>	<b>33,061.00</b>		
<b>Category: 40 - Repairs</b>											
<a href="#">051-5-6202-41100</a>	Vehicle Maintenance	2,283.23	6,132.12	2,000.00	2,000.00	808.86	2,000.00	2,000.00	2,000.00		
<b>Budget Detail</b>											
<b>Budget Code</b>	<b>Description</b>	<b>Units</b>	<b>Price</b>	<b>Amount</b>							
City Commission	Vehicle maintenance for 2 vehicles	0.00	0.00	2,000.00							
<a href="#">051-5-6202-41400</a>	Equipment Maintenance	0.00	482.13	300.00	300.00	0.00	300.00	100.00	100.00		
<b>Budget Detail</b>											
<b>Budget Code</b>	<b>Description</b>	<b>Units</b>	<b>Price</b>	<b>Amount</b>							
City Commission	Minor tools and equipment repairs	0.00	0.00	100.00							
<b>Category: 40 - Repairs Total:</b>		<b>2,283.23</b>	<b>6,614.25</b>	<b>2,300.00</b>	<b>2,300.00</b>	<b>808.86</b>	<b>2,300.00</b>	<b>2,100.00</b>	<b>2,100.00</b>		
<b>Category: 50 - Maintenance</b>											
<a href="#">051-5-6202-54200</a>	Water Meter Parts	4,271.08	54.84	4,275.00	4,275.00	4,212.37	4,275.00	4,850.00	4,850.00		
<b>Budget Detail</b>											
<b>Budget Code</b>	<b>Description</b>	<b>Units</b>	<b>Price</b>	<b>Amount</b>							
City Commission	Replacement parts - water meters	0.00	0.00	4,850.00							
<b>Category: 50 - Maintenance Total:</b>		<b>4,271.08</b>	<b>54.84</b>	<b>4,275.00</b>	<b>4,275.00</b>	<b>4,212.37</b>	<b>4,275.00</b>	<b>4,850.00</b>	<b>4,850.00</b>		
<b>Category: 70 - Capital Outlay</b>											
<a href="#">051-5-6202-71200</a>	Machinery/Equipment	0.00	0.00	0.00	0.00	0.00	0.00	0.00	0.00		
<b>Category: 70 - Capital Outlay Total:</b>		<b>0.00</b>	<b>0.00</b>	<b>0.00</b>	<b>0.00</b>	<b>0.00</b>	<b>0.00</b>	<b>0.00</b>	<b>0.00</b>		
<b>Division: 6202 - Meter Readers Total:</b>		<b>174,291.10</b>	<b>147,087.06</b>	<b>151,069.00</b>	<b>155,087.95</b>	<b>121,897.24</b>	<b>152,130.00</b>	<b>141,371.00</b>	<b>141,371.00</b>		
<b>AcctType: 5 - Expense Total:</b>		<b>562,095.19</b>	<b>586,112.71</b>	<b>557,411.00</b>	<b>605,673.43</b>	<b>535,230.29</b>	<b>600,436.00</b>	<b>609,732.00</b>	<b>609,732.00</b>		
<b>Department : 620 - Utility Billing Total:</b>		<b>562,095.19</b>	<b>586,112.71</b>	<b>557,411.00</b>	<b>605,673.43</b>	<b>535,230.29</b>	<b>600,436.00</b>	<b>609,732.00</b>	<b>609,732.00</b>		

# FUND EXPENSE/TRANSFER

---



This department is used to record transfers between funds.

Utility Funds

For Fiscal: 10/2017-09/2018 Period Ending: 09/30/2018

		2016	2017	2018	2018	2018	Defined Budgets		2019	2019
		Total Activity	Total Activity	Original Budget	Total Budget (Amended)	YTD Activity	2018 Expected Annual	2019 City Manager Proposed	2019 City Commission Adopted	
Department : 690 - Fund Expense/Transfer AcctType: 5 - Expense Division: 6900 - Fund Expense/Transfer Category: 70 - Capital Outlay										
<a href="#">051-5-6900-91100</a>	Depreciation/Other	1,100,794.62	1,088,846.91	0.00	0.00	0.00	0.00	0.00	0.00	0.00
<b>Category: 70 - Capital Outlay Total:</b>		<b>1,100,794.62</b>	<b>1,088,846.91</b>	<b>0.00</b>	<b>0.00</b>	<b>0.00</b>	<b>0.00</b>	<b>0.00</b>	<b>0.00</b>	<b>0.00</b>
Category: 80 - Transfers Out										
<a href="#">051-5-6900-80001</a>	Transfer To Fund 001	1,350,000.00	1,373,351.00	1,362,000.00	1,362,000.00	1,362,000.00	1,362,000.00	1,350,000.00	1,350,000.00	
<b>Budget Detail</b>										
<b>Budget Code</b>	<b>Description</b>	<b>Units</b>	<b>Price</b>	<b>Amount</b>						
City Commission	Admin Services Allocation	0.00	0.00	1,350,000.00						
<a href="#">051-5-6900-80012</a>	Transfer To Fund 012	1,255,860.00	1,256,585.00	1,255,485.00	1,255,485.00	1,255,485.00	1,255,485.00	1,579,563.00	1,579,563.00	
<b>Budget Detail</b>										
<b>Budget Code</b>	<b>Description</b>	<b>Units</b>	<b>Price</b>	<b>Amount</b>						
City Commission	2011 CO Series \$10,000,000	0.00	0.00	366,163.00						
City Commission	2014 CO Series - \$9,040,000	0.00	0.00	917,150.00						
City Commission	Additional amt to fund interest only debt pymt	0.00	0.00	100,000.00						
City Commission	Additional transfer to increase DS fund balance	0.00	0.00	195,000.00						
City Commission	Continuing Disclosure	0.00	0.00	1,250.00						
<a href="#">051-5-6900-80033</a>	Transfer To Fund 033	0.00	0.00	0.00	6,000.00	6,000.00	6,000.00	0.00	0.00	
<a href="#">051-5-6900-80054</a>	Transfer To Fund 054	0.00	134,295.24	120,000.00	255,580.00	255,580.00	255,580.00	1,396,000.00	1,396,000.00	
<b>Budget Detail</b>										
<b>Budget Code</b>	<b>Description</b>	<b>Units</b>	<b>Price</b>	<b>Amount</b>						
City Commission	Addtl funds for ground storage tank repair	0.00	0.00	65,000.00						
City Commission	Annual maintenance items	0.00	0.00	480,000.00						
City Commission	Clarifier	0.00	0.00	750,000.00						
City Commission	Water Meters	0.00	0.00	60,000.00						
City Commission	Water Well Rehab	0.00	0.00	41,000.00						
<a href="#">051-5-6900-80071</a>	Transfer To Fund 071	0.00	0.00	0.00	0.00	0.00	0.00	0.00	0.00	
<a href="#">051-5-6900-80082</a>	Transfer To Fund 082	0.00	60,000.00	0.00	0.00	0.00	0.00	0.00	0.00	
<a href="#">051-5-6900-80090</a>	Transfer To Fund 090	0.00	0.00	0.00	0.00	0.00	0.00	0.00	0.00	
<a href="#">051-5-6900-80091</a>	Transfer To Fund 091	0.00	0.00	0.00	0.00	0.00	0.00	0.00	0.00	
<a href="#">051-5-6900-80099</a>	Transfer To Fund 099	50,000.00	0.00	0.00	0.00	0.00	0.00	0.00	0.00	
<a href="#">051-5-6900-80601</a>	Transfer To Fund 601	0.00	1,215.18	0.00	0.00	0.00	0.00	0.00	0.00	
<b>Category: 80 - Transfers Out Total:</b>		<b>2,655,860.00</b>	<b>2,825,446.42</b>	<b>2,737,485.00</b>	<b>2,879,065.00</b>	<b>2,879,065.00</b>	<b>2,879,065.00</b>	<b>4,325,563.00</b>	<b>4,325,563.00</b>	

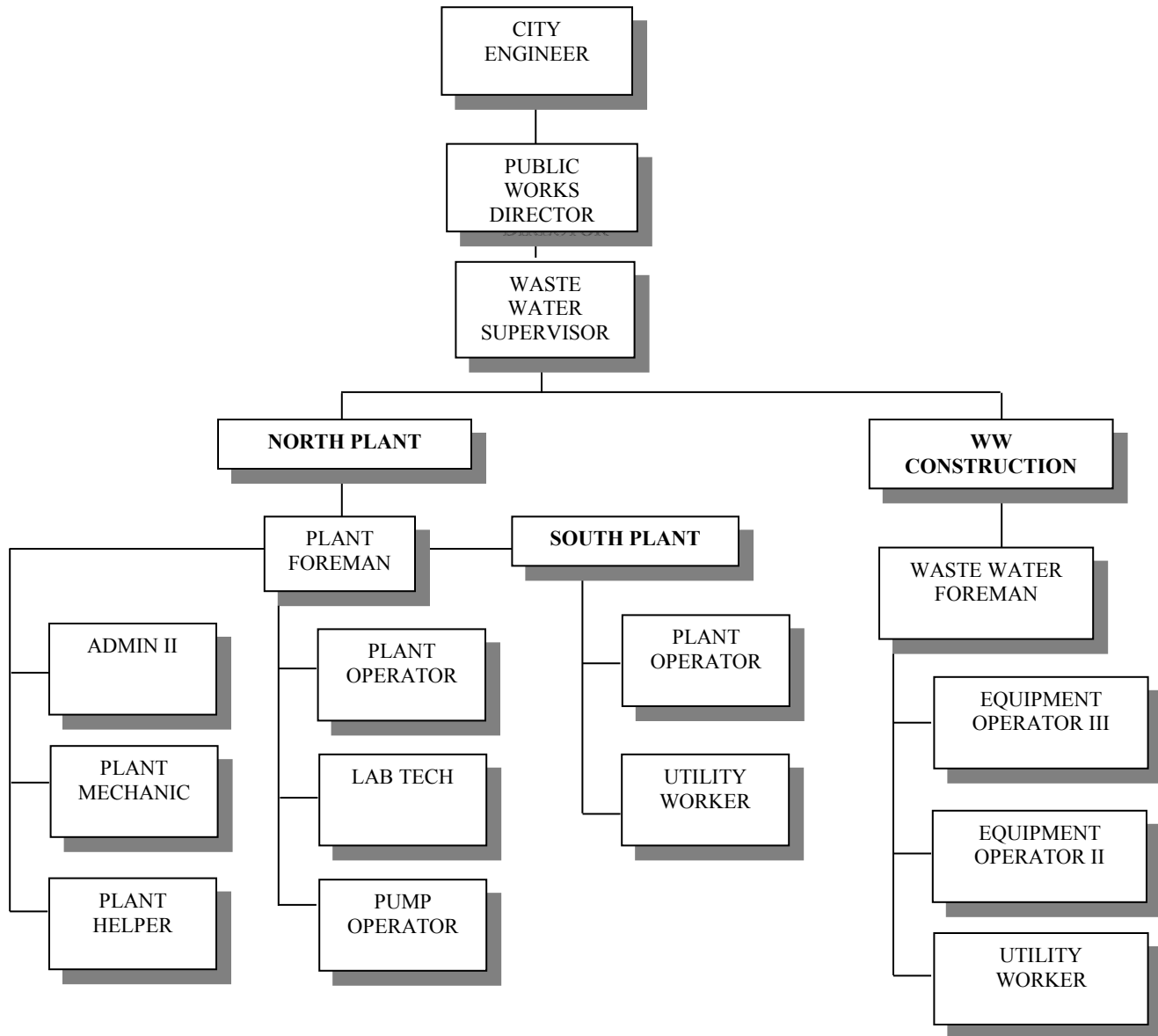


Utility Funds

For Fiscal: 10/2017-09/2018 Period Ending: 09/30/2018

	2016 Total Activity	2017 Total Activity	2018 Original Budget	2018 Total Budget (Amended)	2018 YTD Activity	Defined Budgets		2019 City Manager Proposed	2019 City Commission Adopted
						2018 Expected Annual			
<b>Category: 95 - Prior Yr Adjustments</b>									
<a href="#">051-5-6900-95000</a> Bad Debt	23,567.78	15,460.42	48,000.00	48,000.00	0.00	48,000.00		25,000.00	25,000.00
<b>Category: 95 - Prior Yr Adjustments Total:</b>	<b>23,567.78</b>	<b>15,460.42</b>	<b>48,000.00</b>	<b>48,000.00</b>	<b>0.00</b>	<b>48,000.00</b>		<b>25,000.00</b>	<b>25,000.00</b>
<b>Division: 6900 - Fund Expense/Transfer Total:</b>	<b>3,780,222.40</b>	<b>3,929,753.75</b>	<b>2,785,485.00</b>	<b>2,927,065.00</b>	<b>2,879,065.00</b>	<b>2,927,065.00</b>		<b>4,350,563.00</b>	<b>4,350,563.00</b>
<b>AcctType: 5 - Expense Total:</b>	<b>3,780,222.40</b>	<b>3,929,753.75</b>	<b>2,785,485.00</b>	<b>2,927,065.00</b>	<b>2,879,065.00</b>	<b>2,927,065.00</b>		<b>4,350,563.00</b>	<b>4,350,563.00</b>
<b>Department : 690 - Fund Expense/Transfer Total:</b>	<b>3,780,222.40</b>	<b>3,929,753.75</b>	<b>2,785,485.00</b>	<b>2,927,065.00</b>	<b>2,879,065.00</b>	<b>2,927,065.00</b>		<b>4,350,563.00</b>	<b>4,350,563.00</b>



# WASTEWATER



## DESCRIPTION

The Wastewater Department provides all functions of wastewater collection and treatment through two wastewater treatment plants. This department is also responsible for manhole maintenance and construction, lift station maintenance and construction, waste water sewer line maintenance and construction, in-flow and infiltration remediation, and State and Federal environmental compliances with treated wastewater discharges.

GOALS & OBJECTIVES

Goals & Objectives	City Commission Vision
<p><b>Goal:</b> Provide and maintain public safety where wastewater is treated and is safe for the environment.</p> <p><b>Objective:</b> Implement a high standard of waste water treatment that will be efficient and safe to the environment.</p>	 Superior City Services
	 Safe and Secure Environment

PERFORMANCE MEASURES

Item	2017	2018 YTD	2019 Estimate
Lines Replaced	3280	1618	1950
New Lines	140	112	200
Lines Cleaned	1730	10800	13000
Sewer Repairs	71	72	90
Sewer Back Ups	151	184	220

FY 18-19 BUDGET HIGHLIGHTS

Division	Change	Personnel	Operations	Capital Outlay	Total Changes
FY 17-18 Original Budget	\$1,190,991	\$443,116	\$704,093	\$43,782	\$1,190,991
FY 18-19 Adopted Budget	\$1,126,433	\$439,458	\$686,975	\$0	\$1,126,433
7001-WW North Plant	(\$64,558)	(\$3,658)	(\$17,118)	(\$43,782)	(\$64,558)

Change Description

Personnel

- 2% COLA adjustment - \$5,390
- Anniversary increases - \$1,298
- Decrease in TMRS rate
- Decrease in Workers Comp Experience Modifier rate
- Change in health care coverage election

Operations

- **Overall Supplies Category:**
  - Increase in chemicals, and motor gas & oil
  - Decrease in supplies, uniforms, and medical supplies
- **Overall Services Category:**
  - Increase in communications, professional services, audit services, state fees, and property insurance
  - Decrease in postage, GPS professional services, printing & publishing, training & travel, and utilities
- Approved supplemental request for one-time electrical repairs - \$22,000
- **Overall Repairs Category:**
  - Decrease in vehicle maintenance
  - Removed prior year supplemental for one-time purchase of radio transceivers - \$1,200
- **Overall Maintenance Category:**
  - Decrease in utility plant maintenance

Capital Outlay

- Removed prior year supplemental for on-time purchase of skid loader - \$43,782

FY 18-19 BUDGET HIGHLIGHTS

Division	Change	Personnel	Operations	Capital Outlay	Total Changes
FY 17-18 Original Budget	\$333,036	\$90,519	\$242,517	\$0	\$333,036
FY 18-19 Adopted Budget	\$308,818	\$97,740	\$211,078	\$0	\$308,818
7002 - WW South Plant	(\$24,218)	\$7,221	(\$31,439)	\$0	(\$24,218)

Change Description

Personnel

- 2% COLA adjustment - \$1,057
- Anniversary increases - \$604
- Decrease in TMRS rate
- Decrease in Workers Comp Experience Modifier rate

Operations

- **Overall Supplies Category:**
  - Increase in motor gas & oil
  - Decrease in uniforms, chemicals, minor equipment, and medical supplies
- **Overall Services Category:**
  - Increase in professional services, audit services, state fees, and property insurance
  - Decrease in GPS professional services, training & travel, utilities
- **Overall Repairs Category:**
  - Decrease in vehicle maintenance and equipment maintenance
  - Removed prior year supplemental for one-time purchase of radio transceivers - \$300
- **Overall Maintenance Category:**
  - Decrease in utility plant maintenance

FY 18-19 BUDGET HIGHLIGHTS

Division	Change	Personnel	Operations	Capital Outlay	Total Changes
FY 17-18 Original Budget	\$862,611	\$397,197	\$371,799	\$93,615	\$862,611
FY 18-19 Adopted Budget	\$733,936	\$395,607	\$338,329	\$0	\$733,936
7003 - Sewer Construction	(\$128,675)	(\$1,590)	(\$33,470)	(\$93,615)	(\$128,675)

Change Description

Personnel

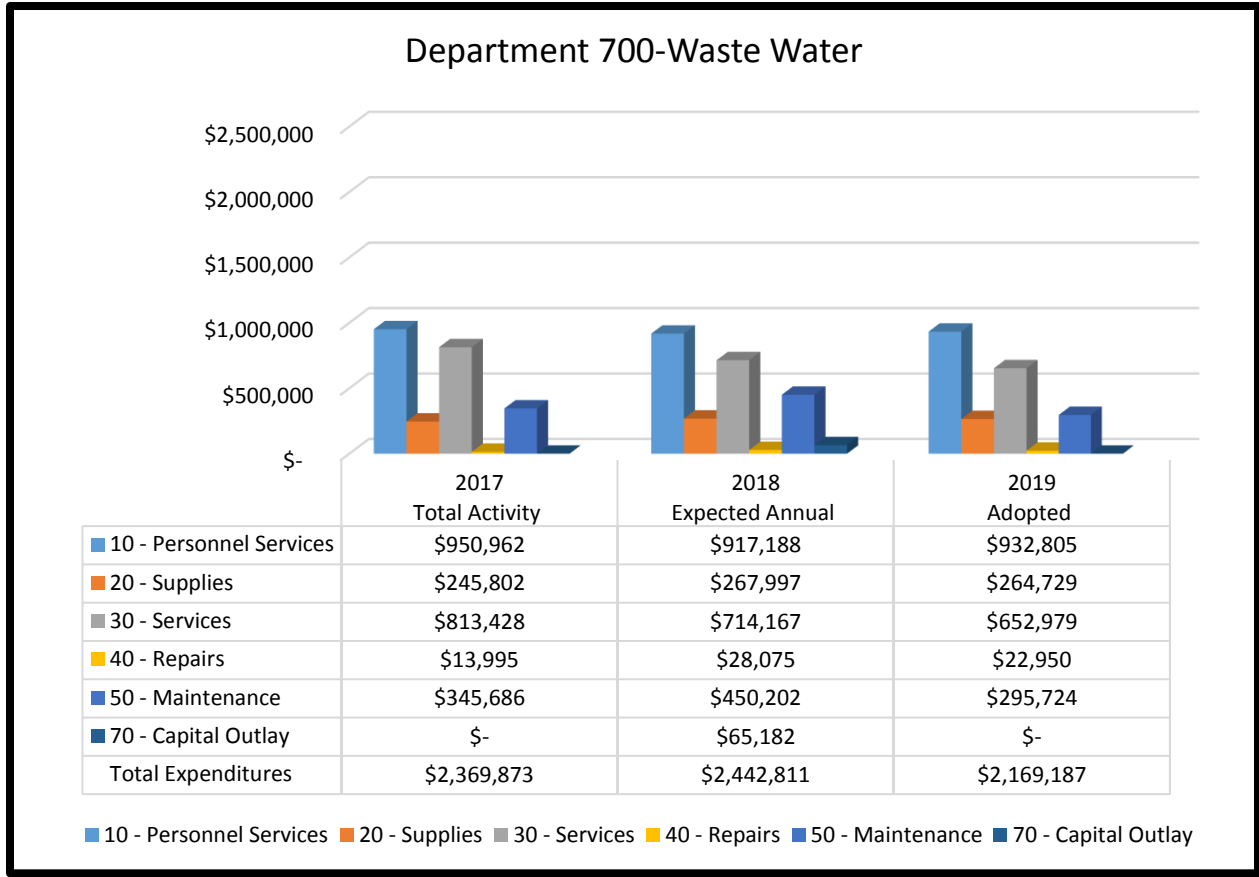
- 2% COLA adjustment - \$4,501
- Anniversary increases - \$1,440
- Decrease in TMRS rate
- Decrease in Workers Comp Experience Modifier rate

Operations

- **Overall Supplies Category:**
  - Increase in motor gas & oil, and minor equipment
  - Decrease in medical supplies
- **Overall Services Category:**
  - Increase in professional services, and property insurance
  - Decrease in GPS professional services, audit services, memberships & dues, utilities
- **Overall Repairs Category:**
  - Decrease in vehicle maintenance
- **Overall Maintenance Category:**
  - Decrease in utility plant maintenance, and grounds & permanent fixtures

Capital Outlay

- Removed prior year supplementals for one-time purchases of shoring box, storm line camera and dump trailer. These items were moved to Fund 054 - \$93,615



Utility Funds

For Fiscal: 10/2017-09/2018 Period Ending: 09/30/2018

		2016	2017	2018	2018	Defined Budgets		2019	2019
		Total Activity	Total Activity	Original Budget	Total Budget (Amended)	2018 YTD Activity	2018 Expected Annual	City Manager Proposed	City Commission Adopted
Department : 700 - Waste Water									
AcctType: 4 - Revenue									
Division: 7000 - Waste Water									
<a href="#">051-4-7000-82200</a>	Sewer Sales	3,388,997.48	3,476,191.93	3,319,000.00	3,319,000.00	3,399,372.93	3,631,000.00	4,012,000.00	4,012,000.00
<b>Budget Notes</b>									
<b>Budget Code</b>	<b>Subject</b>	<b>Description</b>							
City Commission	Sewer sales	Sales are trending towards \$3,461,154.							
<b>Budget Detail</b>									
<b>Budget Code</b>	<b>Description</b>	<b>Units</b>	<b>Price</b>	<b>Amount</b>					
City Commission	FY 18-19 - 18% Rate Increase	0.00	0.00	-612,000.00					
City Commission	Prior Year Trend	0.00	0.00	-3,400,000.00					
<a href="#">051-4-7000-82201</a>	Late Charge Fee on Sewer	0.00	0.00	0.00	0.00	0.00	0.00	0.00	0.00
<a href="#">051-4-7000-82300</a>	Sewer Taps	17,304.45	16,571.00	20,000.00	20,000.00	8,129.00	10,000.00	10,000.00	10,000.00
<a href="#">051-4-7000-82400</a>	Sewer Line Extensions	0.00	0.00	0.00	0.00	0.00	0.00	0.00	0.00
<a href="#">051-4-7000-82500</a>	Sewer Sales-After Hours	0.00	0.00	0.00	0.00	0.00	500.00	0.00	0.00
<a href="#">051-4-7000-82700</a>	Grease Trap Inspections	2,950.00	4,275.00	4,000.00	4,000.00	1,672.39	4,000.00	4,000.00	4,000.00
<b>Division: 7000 - Waste Water Total:</b>		<b>3,409,251.93</b>	<b>3,497,037.93</b>	<b>3,343,000.00</b>	<b>3,343,000.00</b>	<b>3,409,174.32</b>	<b>3,645,500.00</b>	<b>4,026,000.00</b>	<b>4,026,000.00</b>
<b>AcctType: 4 - Revenue Total:</b>		<b>3,409,251.93</b>	<b>3,497,037.93</b>	<b>3,343,000.00</b>	<b>3,343,000.00</b>	<b>3,409,174.32</b>	<b>3,645,500.00</b>	<b>4,026,000.00</b>	<b>4,026,000.00</b>



Utility Funds

For Fiscal: 10/2017-09/2018 Period Ending: 09/30/2018

		2016	2017	2018	2018	2018	Defined Budgets		2019	2019
		Total Activity	Total Activity	Original Budget	Total Budget (Amended)	YTD Activity	2018 Expected Annual	City Manager Proposed	City Commission Adopted	
<b>AcctType: 5 - Expense</b>										
<b>Division: 7001 - North Plant</b>										
<b>Category: 10 - Personnel Services</b>										
<a href="#">051-5-7001-11100</a>	Salaries & Wages	288,628.44	298,717.11	268,622.00	267,073.00	252,091.02	267,073.00	274,884.00	274,884.00	
<a href="#">051-5-7001-11200</a>	Overtime	17,507.57	20,137.92	18,000.00	18,000.00	24,915.95	21,655.00	18,000.00	18,000.00	
<b>Budget Detail</b>										
<b>Budget Code</b>	<b>Description</b>	<b>Units</b>	<b>Price</b>	<b>Amount</b>						
City Commission	Raining Days	1.00	4,500.00	4,500.00						
City Commission	SCADA Alarm Callouts	1.00	4,500.00	4,500.00						
City Commission	Stand-by Callouts	1.00	4,500.00	4,500.00						
City Commission	Weekend Stand-by	1.00	4,500.00	4,500.00						
<a href="#">051-5-7001-11400</a>	Retirement - TMRS	31,555.12	30,290.93	27,516.00	26,619.89	24,806.58	25,482.00	26,107.00	26,107.00	
<a href="#">051-5-7001-11500</a>	FICA	22,434.78	21,045.21	22,088.00	22,088.00	20,271.08	20,761.00	22,567.00	22,567.00	
<a href="#">051-5-7001-11600</a>	Group Health Insurance	109,975.00	90,378.00	98,160.00	98,160.00	93,995.74	98,160.00	90,955.00	90,955.00	
<a href="#">051-5-7001-11700</a>	Workers' Compensation	4,565.27	3,925.76	4,237.00	4,237.00	2,547.09	2,662.00	2,447.00	2,447.00	
<a href="#">051-5-7001-11800</a>	Unemployment Compensation	1,541.27	72.02	1,800.00	1,800.00	1,341.82	1,642.00	1,800.00	1,800.00	
<a href="#">051-5-7001-12200</a>	Certification Pay	3,024.00	2,553.20	2,101.00	2,101.00	2,020.00	2,101.00	2,101.00	2,101.00	
<a href="#">051-5-7001-12300</a>	Life Insurance	555.73	557.28	592.00	592.00	587.88	588.00	597.00	597.00	
<a href="#">051-5-7001-19100</a>	Additional Insurance Contribution	4,156.62	0.00	0.00	0.00	0.00	0.00	0.00	0.00	
<b>Category: 10 - Personnel Services Total:</b>		<b>483,943.80</b>	<b>467,677.43</b>	<b>443,116.00</b>	<b>440,670.89</b>	<b>422,577.16</b>	<b>440,124.00</b>	<b>439,458.00</b>	<b>439,458.00</b>	
<b>Category: 20 - Supplies</b>										
<a href="#">051-5-7001-21100</a>	Supplies	5,585.05	3,868.30	4,500.00	4,497.00	4,225.79	3,900.00	4,300.00	4,300.00	
<b>Budget Detail</b>										
<b>Budget Code</b>	<b>Description</b>	<b>Units</b>	<b>Price</b>	<b>Amount</b>						
City Commission	Cleaning Supplies	9.00	100.00	900.00						
City Commission	Office Supplies	5.00	100.00	500.00						
City Commission	Sanitary Supplies	12.00	200.00	2,400.00						
City Commission	Toiletry Supplies	10.00	50.00	500.00						
<a href="#">051-5-7001-21200</a>	Uniforms & Personal Wear	408.94	505.15	1,580.00	1,580.00	1,326.42	1,580.00	1,520.00	1,520.00	
<b>Budget Detail</b>										
<b>Budget Code</b>	<b>Description</b>	<b>Units</b>	<b>Price</b>	<b>Amount</b>						
City Commission	Inflatable Safety Vest	4.00	100.00	400.00						
City Commission	Rubber Boots	10.00	50.00	500.00						
City Commission	Safety Vest	8.00	15.00	120.00						
City Commission	Waders	5.00	100.00	500.00						

Utility Funds

For Fiscal: 10/2017-09/2018 Period Ending: 09/30/2018

						Defined Budgets			
		2016	2017	2018	2018	2018	2018	2019	2019
		Total Activity	Total Activity	Original Budget	Total Budget (Amended)	YTD Activity	Expected Annual	City Manager Proposed	City Commission Adopted
<a href="#">051-5-7001-21400</a>	Chemicals	110,483.77	144,077.39	130,800.00	140,800.00	140,921.88	140,800.00	135,828.00	135,828.00
<b>Budget Detail</b>									
<b>Budget Code</b>	<b>Description</b>	<b>Units</b>	<b>Price</b>	<b>Amount</b>					
City Commission	Chlorine Tablets	5.00	100.00	500.00					
City Commission	Deoderizers Blocks	12.00	100.00	1,200.00					
City Commission	Hydrex 6909 Copper Chemical	24.00	4,647.00	111,528.00					
City Commission	Polymer	18.00	1,200.00	21,600.00					
City Commission	Weed Killer	10.00	100.00	1,000.00					
<a href="#">051-5-7001-21500</a>	Motor Gas & Oil	21,739.03	27,435.00	25,000.00	25,000.00	27,880.61	25,000.00	28,350.00	28,350.00
<a href="#">051-5-7001-21700</a>	Minor Eq/Furniture	2,603.27	1,600.16	3,500.00	3,500.00	2,618.21	3,150.00	3,500.00	3,500.00
<b>Budget Detail</b>									
<b>Budget Code</b>	<b>Description</b>	<b>Units</b>	<b>Price</b>	<b>Amount</b>					
City Commission	Power Tools	1.00	1,000.00	1,000.00					
City Commission	Push Mower	1.00	300.00	300.00					
City Commission	Shovels	10.00	40.00	400.00					
City Commission	Tools	1.00	1,500.00	1,500.00					
City Commission	Weedeater	1.00	300.00	300.00					
<a href="#">051-5-7001-22100</a>	Lab Supplies/Chemicals	7,603.16	5,822.89	7,900.00	7,900.00	9,257.69	9,046.00	7,900.00	7,900.00
<b>Budget Detail</b>									
<b>Budget Code</b>	<b>Description</b>	<b>Units</b>	<b>Price</b>	<b>Amount</b>					
City Commission	Ammonia Chemical	1.00	800.00	800.00					
City Commission	BOD Chemical	1.00	2,000.00	2,000.00					
City Commission	E Coli Chemical	1.00	2,000.00	2,000.00					
City Commission	Interrocci Chemicals	1.00	1,100.00	1,100.00					
City Commission	TSS Sampling Material	1.00	2,000.00	2,000.00					
<a href="#">051-5-7001-22400</a>	Medical Supplies	0.00	0.00	300.00	300.00	286.14	287.00	260.00	260.00
<b>Budget Detail</b>									
<b>Budget Code</b>	<b>Description</b>	<b>Units</b>	<b>Price</b>	<b>Amount</b>					
City Commission	First Aid Kits	20.00	13.00	260.00					
<a href="#">051-5-7001-22600</a>	Computers & Associated Equip	19.94	0.00	0.00	0.00	0.00	0.00	0.00	0.00
<b>Category: 20 - Supplies Total:</b>		<b>148,443.16</b>	<b>183,308.89</b>	<b>173,580.00</b>	<b>183,577.00</b>	<b>186,516.74</b>	<b>183,763.00</b>	<b>181,658.00</b>	<b>181,658.00</b>

Utility Funds

For Fiscal: 10/2017-09/2018 Period Ending: 09/30/2018

						Defined Budgets			
		2016	2017	2018	2018	2018	2018	2019	2019
		Total Activity	Total Activity	Original Budget	Total Budget (Amended)	YTD Activity	Expected Annual	City Manager Proposed	City Commission Adopted
<b>Category: 30 - Services</b>									
<a href="#">051-5-7001-31100</a>	Communications	7,012.34	7,682.03	9,721.00	9,221.00	7,623.29	9,221.00	9,800.00	9,800.00
<b>Budget Detail</b>									
<b>Budget Code</b>	<b>Description</b>	<b>Units</b>	<b>Price</b>	<b>Amount</b>					
City Commission	(3) MiFi devices	12.00	110.00	1,320.00					
City Commission	Office Phones/Internet	12.00	520.00	6,240.00					
City Commission	Pagers	3.00	80.00	240.00					
City Commission	SCADA Alarm	4.00	500.00	2,000.00					
<a href="#">051-5-7001-31300</a>	Postage & Freight	0.00	100.03	480.00	480.00	151.54	450.00	280.00	280.00
<b>Budget Detail</b>									
<b>Budget Code</b>	<b>Description</b>	<b>Units</b>	<b>Price</b>	<b>Amount</b>					
City Commission	Certified Mail	6.00	20.00	120.00					
City Commission	Samples Sent for Lab	8.00	20.00	160.00					
<a href="#">051-5-7001-31400</a>	Professional Services	101,453.44	77,495.18	67,803.00	71,625.00	72,750.21	66,888.00	91,000.00	91,000.00
<b>Budget Detail</b>									
<b>Budget Code</b>	<b>Description</b>	<b>Units</b>	<b>Price</b>	<b>Amount</b>					
City Commission	Bio monitoring Sampling	6.00	1,800.00	10,800.00					
City Commission	Centrifuge Annual Maint.	1.00	20,000.00	20,000.00					
City Commission	Electrical Services	1.00	5,250.00	5,250.00					
City Commission	Flow Calibrations	2.00	2,300.00	4,600.00					
City Commission	FY 18-19 Electrical Repairs -Permanent	0.00	0.00	22,000.00					
City Commission	Generator Maint.	1.00	9,450.00	9,450.00					
City Commission	Test America Metal Sampling	12.00	1,575.00	18,900.00					
<a href="#">051-5-7001-31425</a>	Prof. Services-GPS	1,530.00	1,530.00	1,555.00	1,555.00	1,340.00	1,555.00	1,020.00	1,020.00
<b>Budget Detail</b>									
<b>Budget Code</b>	<b>Description</b>	<b>Units</b>	<b>Price</b>	<b>Amount</b>					
City Commission	GPS for City Vehicles	5.00	204.00	1,020.00					
<a href="#">051-5-7001-31465</a>	Prof Svc-Investment Grade Audit	0.00	0.00	0.00	0.00	0.00	0.00	0.00	0.00
<a href="#">051-5-7001-31470</a>	Prof Svcs - Audit Services	1,141.26	12,416.00	9,790.00	10,251.00	7,805.89	10,251.00	12,810.00	12,810.00
<b>Budget Detail</b>									
<b>Budget Code</b>	<b>Description</b>	<b>Units</b>	<b>Price</b>	<b>Amount</b>					
City Commission	Audit Fees based on allocation rate ( 21% )	0.00	0.00	12,810.00					
<a href="#">051-5-7001-31500</a>	Printing & Publishing	341.05	0.00	300.00	303.00	160.26	270.00	200.00	200.00

Utility Funds

For Fiscal: 10/2017-09/2018 Period Ending: 09/30/2018

		2016		2017		2018		2018		Defined Budgets	
		Total Activity	Total Activity	Original Budget	Total Budget (Amended)	YTD Activity	2018 Expected Annual	2019 City Manager Proposed	2019 City Commission Adopted		
<b>Budget Detail</b>											
<b>Budget Code</b>	<b>Description</b>	<b>Units</b>	<b>Price</b>	<b>Amount</b>							
City Commission	Work Order Manifest	1.00	200.00	200.00							
<a href="#">051-5-7001-31600</a>	Training & Travel		2,921.54	2,981.68	4,100.00	5,000.00	4,928.61	4,900.00	3,950.00	3,950.00	
<b>Budget Detail</b>											
<b>Budget Code</b>	<b>Description</b>	<b>Units</b>	<b>Price</b>	<b>Amount</b>							
City Commission	TCEQ Conference	1.00	1,000.00	1,000.00							
City Commission	TCEQ Training Classes	5.00	350.00	1,750.00							
City Commission	Texas Water Conference	1.00	1,200.00	1,200.00							
<a href="#">051-5-7001-31700</a>	Memberships & Dues		423.53	610.00	520.00	520.00	403.00	520.00	520.00	520.00	
<b>Budget Detail</b>											
<b>Budget Code</b>	<b>Description</b>	<b>Units</b>	<b>Price</b>	<b>Amount</b>							
City Commission	TWUA Memberships	5.00	65.00	325.00							
City Commission	WEF Membership	1.00	195.00	195.00							
<a href="#">051-5-7001-31800</a>	Equipment Rent		580.68	683.45	1,900.00	1,465.00	635.95	1,465.00	1,900.00	1,900.00	
<b>Budget Detail</b>											
<b>Budget Code</b>	<b>Description</b>	<b>Units</b>	<b>Price</b>	<b>Amount</b>							
City Commission	Trash Pump & Hoses	1.00	1,900.00	1,900.00							
<a href="#">051-5-7001-31900</a>	Catering		656.53	1,444.15	1,098.00	1,098.00	1,298.46	1,098.00	1,098.00	1,098.00	
<b>Budget Detail</b>											
<b>Budget Code</b>	<b>Description</b>	<b>Units</b>	<b>Price</b>	<b>Amount</b>							
City Commission	Cofee & Water Services	1.00	450.00	450.00							
City Commission	EE Appreciation	18.00	11.00	198.00							
City Commission	Meals for after hours	1.00	450.00	450.00							
<a href="#">051-5-7001-32100</a>	State Fees		19,813.50	20,747.67	20,250.00	20,928.00	20,827.67	20,928.00	20,928.00	20,928.00	
<b>Budget Detail</b>											
<b>Budget Code</b>	<b>Description</b>	<b>Units</b>	<b>Price</b>	<b>Amount</b>							
City Commission	TCEQ State Annual Fees	1.00	20,928.00	20,928.00							
<a href="#">051-5-7001-32110</a>	State Fees-TCEQ Penalty		0.00	0.00	0.00	0.00	0.00	0.00	0.00	0.00	
<a href="#">051-5-7001-32300</a>	Utilities		295,901.81	317,467.35	250,000.00	243,000.00	204,383.58	242,958.00	200,000.00	200,000.00	
<b>Budget Detail</b>											
<b>Budget Code</b>	<b>Description</b>	<b>Units</b>	<b>Price</b>	<b>Amount</b>							
City Commission	Electricity-2801 E SANTA GERTRUDIS-TCAP est	0.00	0.00	200,000.00							
<a href="#">051-5-7001-32400</a>	Laundry		3,299.91	2,711.06	3,465.00	3,465.00	2,747.58	3,465.00	3,465.00	3,465.00	

Utility Funds

For Fiscal: 10/2017-09/2018 Period Ending: 09/30/2018

					Defined Budgets				
		2016	2017	2018	2018	2018	2018	2019	2019
		Total Activity	Total Activity	Original Budget	Total Budget (Amended)	YTD Activity	Expected Annual	City Manager Proposed	City Commission Adopted
<b>Budget Detail</b>									
<b>Budget Code</b>	<b>Description</b>	<b>Units</b>	<b>Price</b>	<b>Amount</b>					
City Commission	Laundry for Uniforms	9.00	385.00	3,465.00					
<a href="#">051-5-7001-33501</a>	Insurance-Property/Liability		51,502.00	54,705.74	32,361.00	34,196.00	34,306.69	34,378.00	37,994.00
<a href="#">051-5-7001-34200</a>	CC Discount Fees		4,706.62	0.00	0.00	0.00	0.00	0.00	0.00
<b>Category: 30 - Services Total:</b>			<b>491,284.21</b>	<b>500,574.34</b>	<b>403,343.00</b>	<b>403,107.00</b>	<b>359,362.73</b>	<b>398,347.00</b>	<b>384,965.00</b>
<b>Category: 40 - Repairs</b>									
<a href="#">051-5-7001-41100</a>	Vehicle Maintenance		4,480.89	3,080.12	4,700.00	5,098.00	5,100.26	5,098.00	3,500.00
<b>Budget Detail</b>									
<b>Budget Code</b>	<b>Description</b>	<b>Units</b>	<b>Price</b>	<b>Amount</b>					
City Commission	Repairs to City Vehicles	1.00	3,500.00	3,500.00					
<a href="#">051-5-7001-41400</a>	Equipment Maintenance		2,998.58	3,456.36	2,500.00	2,500.00	3,506.34	2,500.00	2,500.00
<b>Budget Detail</b>									
<b>Budget Code</b>	<b>Description</b>	<b>Units</b>	<b>Price</b>	<b>Amount</b>					
City Commission	Repairs for chainsaws, lawnmower, weedeater	1.00	2,500.00	2,500.00					
<b>Category: 40 - Repairs Total:</b>			<b>7,479.47</b>	<b>6,536.48</b>	<b>7,200.00</b>	<b>7,598.00</b>	<b>8,606.60</b>	<b>7,598.00</b>	<b>6,000.00</b>
<b>Category: 50 - Maintenance</b>									
<a href="#">051-5-7001-51100</a>	Building Maintenance		3,438.71	45.60	0.00	0.00	0.00	0.00	0.00
<a href="#">051-5-7001-54300</a>	Utility Plant		129,894.12	153,155.53	119,870.00	115,041.00	117,003.78	115,041.00	114,252.00
<b>Budget Detail</b>									
<b>Budget Code</b>	<b>Description</b>	<b>Units</b>	<b>Price</b>	<b>Amount</b>					
City Commission	Auto Sampler	1.00	8,109.00	8,109.00					
City Commission	Blower Filters	6.00	800.00	4,800.00					
City Commission	Chemical Feed Unit	1.00	4,900.00	4,900.00					
City Commission	Grit Chamber Repairs	1.00	15,000.00	15,000.00					
City Commission	Plant Repairs	1.00	32,043.00	32,043.00					
City Commission	Sand for Drying Beds	4.00	2,000.00	8,000.00					
City Commission	Submersible Pump	2.00	4,700.00	9,400.00					
City Commission	UV Ballasts	200.00	100.00	20,000.00					
City Commission	UV Lamps	3.00	4,000.00	12,000.00					
<a href="#">051-5-7001-55100</a>	Sewer Line		0.00	0.00	100.00	100.00	0.00	90.00	100.00
<b>Budget Detail</b>									
<b>Budget Code</b>	<b>Description</b>	<b>Units</b>	<b>Price</b>	<b>Amount</b>					
City Commission	Plumbing Repairs	1.00	100.00	100.00					
<b>Category: 50 - Maintenance Total:</b>			<b>133,332.83</b>	<b>153,201.13</b>	<b>119,970.00</b>	<b>115,141.00</b>	<b>117,003.78</b>	<b>115,131.00</b>	<b>114,352.00</b>

Utility Funds

For Fiscal: 10/2017-09/2018 Period Ending: 09/30/2018

		Defined Budgets							
		2016	2017	2018	2018	2018	2018	2019	2019
		Total Activity	Total Activity	Original Budget	Total Budget (Amended)	YTD Activity	Expected Annual	City Manager Proposed	City Commission Adopted
<b>Category: 70 - Capital Outlay</b>									
<a href="#">051-5-7001-71200</a>	Machinery/Equipment	0.00	0.00	43,782.00	40,782.00	40,782.00	40,782.00	0.00	0.00
<a href="#">051-5-7001-71300</a>	Building	0.00	0.00	0.00	0.00	0.00	0.00	0.00	0.00
<b>Category: 70 - Capital Outlay Total:</b>		<b>0.00</b>	<b>0.00</b>	<b>43,782.00</b>	<b>40,782.00</b>	<b>40,782.00</b>	<b>40,782.00</b>	<b>0.00</b>	<b>0.00</b>
<b>Division: 7001 - North Plant Total:</b>		<b>1,264,483.47</b>	<b>1,311,298.27</b>	<b>1,190,991.00</b>	<b>1,190,875.89</b>	<b>1,134,849.01</b>	<b>1,185,745.00</b>	<b>1,126,433.00</b>	<b>1,126,433.00</b>

Utility Funds

For Fiscal: 10/2017-09/2018 Period Ending: 09/30/2018

		2016	2017	2018	2018	2018	Defined Budgets		2019	2019
		Total Activity	Total Activity	Original Budget	Total Budget (Amended)	YTD Activity	2018 Expected Annual	2019 City Manager Proposed	2019 City Commission Adopted	
<b>Division: 7002 - South Plant</b>										
<b>Category: 10 - Personnel Services</b>										
<a href="#">051-5-7002-11100</a>	Salaries & Wages	59,901.73	52,215.96	52,271.00	52,416.00	50,532.00	52,416.00	53,932.00	53,932.00	
<a href="#">051-5-7002-11200</a>	Overtime	2,981.13	4,586.03	4,500.00	4,500.00	3,050.30	4,500.00	4,500.00	4,500.00	
<b>Budget Detail</b>										
<b>Budget Code</b>	<b>Description</b>	<b>Units</b>	<b>Price</b>	<b>Amount</b>						
City Commission	Raining Nights	1.00	1,500.00	1,500.00						
City Commission	SCADA Callouts	1.00	1,500.00	1,500.00						
City Commission	Weekend Stand-by	1.00	1,500.00	1,500.00						
<a href="#">051-5-7002-11400</a>	Retirement - TMRS	5,027.10	5,957.42	5,445.00	4,950.00	4,794.48	4,950.00	5,204.00	5,204.00	
<a href="#">051-5-7002-11500</a>	FICA	3,508.22	4,052.36	4,371.00	4,355.00	3,826.94	4,355.00	4,498.00	4,498.00	
<a href="#">051-5-7002-11600</a>	Group Health Insurance	21,148.73	26,097.18	28,141.00	28,144.00	28,143.84	28,144.00	28,140.00	28,140.00	
<a href="#">051-5-7002-11700</a>	Workers' Compensation	786.61	840.65	863.00	563.00	541.89	563.00	536.00	536.00	
<a href="#">051-5-7002-11800</a>	Unemployment Compensation	339.45	18.00	450.00	476.00	324.01	476.00	450.00	450.00	
<a href="#">051-5-7002-12200</a>	Certification Pay	252.07	360.10	361.00	361.00	346.25	361.00	361.00	361.00	
<a href="#">051-5-7002-12300</a>	Life Insurance	92.14	113.58	117.00	117.00	116.64	117.00	119.00	119.00	
<a href="#">051-5-7002-19100</a>	Additional Insurance Contribution	923.69	0.00	0.00	0.00	0.00	0.00	0.00	0.00	
<b>Category: 10 - Personnel Services Total:</b>		<b>94,960.87</b>	<b>94,241.28</b>	<b>96,519.00</b>	<b>95,882.00</b>	<b>91,676.35</b>	<b>95,882.00</b>	<b>97,740.00</b>	<b>97,740.00</b>	
<b>Category: 20 - Supplies</b>										
<a href="#">051-5-7002-21100</a>	Supplies	1,860.59	664.05	1,750.00	1,600.00	1,654.85	1,600.00	1,750.00	1,750.00	
<b>Budget Detail</b>										
<b>Budget Code</b>	<b>Description</b>	<b>Units</b>	<b>Price</b>	<b>Amount</b>						
City Commission	Cleaning Supplies	1.00	400.00	400.00						
City Commission	Office Supplies	1.00	800.00	800.00						
City Commission	Sanitary Supplies	1.00	350.00	350.00						
City Commission	Toiletry Supplies	1.00	200.00	200.00						
<a href="#">051-5-7002-21200</a>	Uniforms & Personal Wear	644.79	104.03	1,000.00	1,000.00	16.68	900.00	995.00	995.00	
<b>Budget Detail</b>										
<b>Budget Code</b>	<b>Description</b>	<b>Units</b>	<b>Price</b>	<b>Amount</b>						
City Commission	Hip Wader	4.00	100.00	400.00						
City Commission	Leather Gloves	5.00	15.00	75.00						
City Commission	Life Vest	2.00	150.00	300.00						
City Commission	Rubber Boots	4.00	40.00	160.00						
City Commission	Safety Glasses	6.00	10.00	60.00						
<a href="#">051-5-7002-21400</a>	Chemicals	4,211.04	10,936.21	8,550.00	8,550.00	9,180.49	9,181.00	8,400.00	8,400.00	

Utility Funds

For Fiscal: 10/2017-09/2018 Period Ending: 09/30/2018

		2016		2017		2018		2018		Defined Budgets	
		Total Activity	Total Activity	Original Budget	Total Budget (Amended)	YTD Activity	2018 Expected Annual	2019 City Manager Proposed	2019 City Commission Adopted		
<b>Budget Detail</b>											
<b>Budget Code</b>	<b>Description</b>	<b>Units</b>	<b>Price</b>	<b>Amount</b>							
City Commission	Polymer	7.00	1,200.00	8,400.00							
<a href="#">051-5-7002-21500</a>	Motor Gas & Oil		6,699.27	7,117.36	8,842.00	8,673.25	7,457.31	8,400.00	9,285.00	9,285.00	
<a href="#">051-5-7002-21700</a>	Minor Eq/Furniture		515.04	1,569.12	1,200.00	1,200.00	659.31	1,200.00	1,180.00	1,180.00	
<b>Budget Detail</b>											
<b>Budget Code</b>	<b>Description</b>	<b>Units</b>	<b>Price</b>	<b>Amount</b>							
City Commission	Chainsaw	1.00	400.00	400.00							
City Commission	Shovels	2.00	40.00	80.00							
City Commission	Tools	1.00	400.00	400.00							
City Commission	Weedeater	1.00	300.00	300.00							
<a href="#">051-5-7002-22100</a>	Lab Supplies/Chemicals		4,000.00	3,183.41	4,000.00	4,000.00	5,112.32	5,113.00	4,000.00	4,000.00	
<b>Budget Detail</b>											
<b>Budget Code</b>	<b>Description</b>	<b>Units</b>	<b>Price</b>	<b>Amount</b>							
City Commission	Ammonia Sampling	1.00	1,000.00	1,000.00							
City Commission	BOD Chemical	1.00	1,500.00	1,500.00							
City Commission	E Coli Chemicals	1.00	1,500.00	1,500.00							
<a href="#">051-5-7002-22400</a>	Medical Supplies		0.00	0.00	100.00	100.00	86.59	90.00	90.00	90.00	
<b>Budget Detail</b>											
<b>Budget Code</b>	<b>Description</b>	<b>Units</b>	<b>Price</b>	<b>Amount</b>							
City Commission	First Aid Kits	3.00	30.00	90.00							
<b>Category: 20 - Supplies Total:</b>			<b>17,930.73</b>	<b>23,574.18</b>	<b>25,442.00</b>	<b>25,123.25</b>	<b>24,167.55</b>	<b>26,484.00</b>	<b>25,700.00</b>	<b>25,700.00</b>	
<b>Category: 30 - Services</b>											
<a href="#">051-5-7002-31100</a>	Communications		0.00	0.00	0.00	0.00	0.00	0.00	0.00	0.00	
<a href="#">051-5-7002-31400</a>	Professional Services		14,977.99	64,640.82	18,209.00	18,209.00	26,027.86	26,028.00	18,310.00	18,310.00	
<b>Budget Detail</b>											
<b>Budget Code</b>	<b>Description</b>	<b>Units</b>	<b>Price</b>	<b>Amount</b>							
City Commission	Bio monitoring Samples	4.00	2,000.00	8,000.00							
City Commission	Calibrate Flow Charts	1.00	1,000.00	1,000.00							
City Commission	Electrical Repairs	1.00	6,000.00	6,000.00							
City Commission	Generator Maint.	1.00	3,310.00	3,310.00							
<a href="#">051-5-7002-31425</a>	Prof. Services-GPS		306.00	306.00	630.00	630.00	268.00	268.00	204.00	204.00	
<b>Budget Detail</b>											
<b>Budget Code</b>	<b>Description</b>	<b>Units</b>	<b>Price</b>	<b>Amount</b>							
City Commission	GPS for Vehicles	1.00	204.00	204.00							



Utility Funds

For Fiscal: 10/2017-09/2018 Period Ending: 09/30/2018

		2016	2017	2018	2018	2018	Defined Budgets		2019	2019
		Total Activity	Total Activity	Original Budget	Total Budget (Amended)	YTD Activity	2018 Expected Annual	2019 City Manager Proposed	2019 City Commission Adopted	
<a href="#">051-5-7002-31470</a>	Prof Svcs - Audit Services	354.62	4,075.00	3,042.00	3,186.00	2,230.25	3,186.00	3,644.00	3,644.00	
<b>Budget Detail</b>										
<b>Budget Code</b>	<b>Description</b>	<b>Units</b>	<b>Price</b>	<b>Amount</b>						
City Commission	Audit Fees based on allocation rate ( 6% )	0.00	0.00	3,644.00						
<a href="#">051-5-7002-31500</a>	Printing & Publishing	100.00	0.00	200.00	200.00	0.00	180.00	200.00	200.00	
<b>Budget Detail</b>										
<b>Budget Code</b>	<b>Description</b>	<b>Units</b>	<b>Price</b>	<b>Amount</b>						
City Commission	Work Order Copys	4.00	50.00	200.00						
<a href="#">051-5-7002-31600</a>	Training & Travel	361.00	300.00	1,766.00	766.00	661.00	700.00	1,661.00	1,661.00	
<b>Budget Detail</b>										
<b>Budget Code</b>	<b>Description</b>	<b>Units</b>	<b>Price</b>	<b>Amount</b>						
City Commission	License Renewal	1.00	111.00	111.00						
City Commission	TCEQ Training	4.00	350.00	1,400.00						
City Commission	TWUA Meetings	10.00	15.00	150.00						
<a href="#">051-5-7002-31700</a>	Memberships & Dues	65.00	0.00	130.00	130.00	75.00	65.00	130.00	130.00	
<b>Budget Detail</b>										
<b>Budget Code</b>	<b>Description</b>	<b>Units</b>	<b>Price</b>	<b>Amount</b>						
City Commission	TWUA Memberships	2.00	65.00	130.00						
<a href="#">051-5-7002-31800</a>	Equipment Rent	0.00	0.00	1,000.00	1,000.00	0.00	1,000.00	1,000.00	1,000.00	
<b>Budget Detail</b>										
<b>Budget Code</b>	<b>Description</b>	<b>Units</b>	<b>Price</b>	<b>Amount</b>						
City Commission	Trash Pump & Hoses	1.00	1,000.00	1,000.00						
<a href="#">051-5-7002-32100</a>	State Fees	8,258.15	8,649.22	8,650.00	8,750.00	8,449.22	8,750.00	8,750.00	8,750.00	
<b>Budget Detail</b>										
<b>Budget Code</b>	<b>Description</b>	<b>Units</b>	<b>Price</b>	<b>Amount</b>						
City Commission	TCEQ State Fees	1.00	8,750.00	8,750.00						
<a href="#">051-5-7002-32300</a>	Utilities	113,593.84	106,293.55	90,000.00	82,866.00	72,501.07	82,866.00	71,300.00	71,300.00	
<b>Budget Detail</b>										
<b>Budget Code</b>	<b>Description</b>	<b>Units</b>	<b>Price</b>	<b>Amount</b>						
City Commission	5% Increase for water	0.00	0.00	300.00						
City Commission	Electricity-4 E FM1717	0.00	0.00	65,000.00						
City Commission	Water-1717 Plant	0.00	0.00	6,000.00						
<a href="#">051-5-7002-32400</a>	Laundry	0.00	0.00	500.00	500.00	0.00	500.00	500.00	500.00	

Utility Funds

For Fiscal: 10/2017-09/2018 Period Ending: 09/30/2018

		2016		2017		2018		2018		Defined Budgets	
		Total Activity	Total Activity	Original Budget	Total Budget (Amended)	YTD Activity	2018 Expected Annual	2019 City Manager Proposed	2019 City Commission Adopted		
<b>Budget Detail</b>	<b>Description</b>	<b>Units</b>	<b>Price</b>	<b>Amount</b>							
<b>Budget Code</b>											
City Commission	Cleaning of Uniforms	2.00	250.00	500.00							
<a href="#">051-5-7002-33501</a>	Insurance-Property/Liability		11,179.84	17,606.79	10,056.00	10,626.00	10,660.61	10,683.00	11,806.00	11,806.00	
<a href="#">051-5-7002-34200</a>	CC Discount Fees		1,462.48	0.00	0.00	0.00	0.00	0.00	0.00	0.00	
	<b>Category: 30 - Services Total:</b>		<b>150,658.92</b>	<b>201,871.38</b>	<b>134,183.00</b>	<b>126,863.00</b>	<b>120,873.01</b>	<b>134,226.00</b>	<b>117,505.00</b>	<b>117,505.00</b>	
	<b>Category: 40 - Repairs</b>										
<a href="#">051-5-7002-41100</a>	Vehicle Maintenance		1,025.08	-54.12	1,300.00	1,300.00	1,146.02	1,300.00	1,200.00	1,200.00	
<b>Budget Detail</b>	<b>Description</b>	<b>Units</b>	<b>Price</b>	<b>Amount</b>							
<b>Budget Code</b>											
City Commission	Prevenive Maint. on vehicles	1.00	1,200.00	1,200.00							
<a href="#">051-5-7002-41400</a>	Equipment Maintenance		1,837.12	555.28	800.00	800.00	899.05	830.00	750.00	750.00	
<b>Budget Detail</b>	<b>Description</b>	<b>Units</b>	<b>Price</b>	<b>Amount</b>							
<b>Budget Code</b>											
City Commission	Repairs for mower	2.00	100.00	200.00							
City Commission	Repairs for Riding Mower	1.00	300.00	300.00							
City Commission	Weedeater repairs	1.00	250.00	250.00							
	<b>Category: 40 - Repairs Total:</b>		<b>2,862.20</b>	<b>501.16</b>	<b>2,100.00</b>	<b>2,100.00</b>	<b>2,045.07</b>	<b>2,130.00</b>	<b>1,950.00</b>	<b>1,950.00</b>	
	<b>Category: 50 - Maintenance</b>										
<a href="#">051-5-7002-51100</a>	Building Maintenance		136.41	137.98	0.00	0.00	0.00	0.00	0.00	0.00	
<a href="#">051-5-7002-54300</a>	Utility Plant		26,222.49	95,418.65	74,792.00	149,792.00	140,483.45	146,700.00	65,923.00	65,923.00	
<b>Budget Detail</b>	<b>Description</b>	<b>Units</b>	<b>Price</b>	<b>Amount</b>							
<b>Budget Code</b>											
City Commission	Filters for Blowers	25.00	100.00	2,500.00							
City Commission	Plant Repairs	1.00	13,423.00	13,423.00							
City Commission	Sand for Drying Beds	1.00	2,000.00	2,000.00							
City Commission	Submersible Pump	2.00	4,000.00	8,000.00							
City Commission	UV Ballasts	100.00	100.00	10,000.00							
City Commission	UV Jackets	200.00	75.00	15,000.00							
City Commission	UV Lamps	150.00	100.00	15,000.00							
	<b>Category: 50 - Maintenance Total:</b>		<b>26,358.90</b>	<b>95,556.63</b>	<b>74,792.00</b>	<b>149,792.00</b>	<b>140,483.45</b>	<b>146,700.00</b>	<b>65,923.00</b>	<b>65,923.00</b>	
	<b>Category: 70 - Capital Outlay</b>										
<a href="#">051-5-7002-71200</a>	Machinery/Equipment		0.00	0.00	0.00	0.00	0.00	0.00	0.00	0.00	

Utility Funds

For Fiscal: 10/2017-09/2018 Period Ending: 09/30/2018

	2016 Total Activity	2017 Total Activity	2018 Original Budget	2018 Total Budget (Amended)	2018 YTD Activity	Defined Budgets		2019 City Manager Proposed	2019 City Commission Adopted
						2018 Expected Annual			
<a href="#">051-5-7002-72100</a> Utility Plant	0.00	0.00	0.00	0.00	0.00	0.00		0.00	0.00
<b>Category: 70 - Capital Outlay Total:</b>	<b>0.00</b>	<b>0.00</b>	<b>0.00</b>	<b>0.00</b>	<b>0.00</b>	<b>0.00</b>		<b>0.00</b>	<b>0.00</b>
<b>Division: 7002 - South Plant Total:</b>	<b>292,771.62</b>	<b>415,744.63</b>	<b>333,036.00</b>	<b>399,760.25</b>	<b>379,245.43</b>	<b>405,422.00</b>		<b>308,818.00</b>	<b>308,818.00</b>

Utility Funds

For Fiscal: 10/2017-09/2018 Period Ending: 09/30/2018

		2016	2017	2018	2018	2018	Defined Budgets		2019	2019
		Total Activity	Total Activity	Original Budget	Total Budget (Amended)	YTD Activity	2018 Expected Annual	2019 City Manager Proposed	2019 City Commission Adopted	
<b>Division: 7003 - Sewer Construction</b>										
<b>Category: 10 - Personnel Services</b>										
<a href="#">051-5-7003-11100</a>	Salaries & Wages	216,002.03	219,039.23	224,807.00	217,151.77	193,068.74	203,657.64	229,541.00	229,541.00	
<a href="#">051-5-7003-11200</a>	Overtime	35,256.44	31,746.39	20,500.00	27,500.00	37,756.53	31,587.00	20,500.00	20,500.00	
<a href="#">051-5-7003-11400</a>	Retirement - TMRS	25,823.52	26,348.79	23,573.00	23,573.00	20,683.45	23,719.87	22,310.00	22,310.00	
<a href="#">051-5-7003-11500</a>	FICA	18,427.31	18,373.63	18,923.00	18,923.00	16,910.49	18,301.84	19,285.00	19,285.00	
<a href="#">051-5-7003-11600</a>	Group Health Insurance	97,020.00	77,119.00	90,969.00	90,969.00	80,496.24	90,969.00	90,955.00	90,955.00	
<a href="#">051-5-7003-11700</a>	Workers' Compensation	14,955.47	13,821.29	14,085.00	14,085.00	8,430.09	9,150.00	8,667.00	8,667.00	
<a href="#">051-5-7003-11800</a>	Unemployment Compensation	1,378.37	72.81	1,800.00	1,800.00	1,363.68	1,322.00	1,800.00	1,800.00	
<a href="#">051-5-7003-12200</a>	Certification Pay	2,056.18	2,040.48	2,041.00	2,041.00	1,962.00	2,041.00	2,041.00	2,041.00	
<a href="#">051-5-7003-12300</a>	Life Insurance	437.92	481.32	499.00	499.00	438.12	434.00	508.00	508.00	
<a href="#">051-5-7003-19100</a>	Additional Insurance Contribution	3,694.77	0.00	0.00	0.00	0.00	0.00	0.00	0.00	
<b>Category: 10 - Personnel Services Total:</b>		<b>415,052.01</b>	<b>389,042.94</b>	<b>397,197.00</b>	<b>396,541.77</b>	<b>361,109.34</b>	<b>381,182.35</b>	<b>395,607.00</b>	<b>395,607.00</b>	
<b>Category: 20 - Supplies</b>										
<a href="#">051-5-7003-21100</a>	Supplies	2,563.26	1,868.01	2,300.00	2,299.90	2,255.61	2,200.00	2,300.00	2,300.00	
<b>Budget Detail</b>										
<b>Budget Code</b>	<b>Description</b>	<b>Units</b>	<b>Price</b>	<b>Amount</b>						
City Commission	Latex Gloves	25.00	20.00	500.00						
City Commission	Leather Gloves	30.00	12.00	360.00						
City Commission	Office Supplies	1.00	240.00	240.00						
City Commission	sanitary items	1.00	1,000.00	1,000.00						
City Commission	Shovels	10.00	20.00	200.00						
<a href="#">051-5-7003-21200</a>	Uniforms & Personal Wear	957.44	1,840.04	1,200.00	1,200.00	1,173.48	1,200.00	1,200.00	1,200.00	
<b>Budget Detail</b>										
<b>Budget Code</b>	<b>Description</b>	<b>Units</b>	<b>Price</b>	<b>Amount</b>						
City Commission	Coveralls	12.00	50.00	600.00						
City Commission	Hard Hats	12.00	20.00	240.00						
City Commission	Rubber Boots	12.00	20.00	240.00						
City Commission	Safety Vest	12.00	10.00	120.00						
<a href="#">051-5-7003-21400</a>	Chemicals	16,682.85	15,581.08	16,970.00	24,970.00	23,186.91	24,970.00	16,970.00	16,970.00	
<b>Budget Detail</b>										
<b>Budget Code</b>	<b>Description</b>	<b>Units</b>	<b>Price</b>	<b>Amount</b>						
City Commission	Cholorine Tablets	22.00	85.00	1,870.00						
City Commission	Deoderant Blocks	90.00	100.00	9,000.00						
City Commission	Grease Blaster Chemical	23.00	200.00	4,600.00						

Utility Funds

For Fiscal: 10/2017-09/2018 Period Ending: 09/30/2018

						Defined Budgets			
		2016	2017	2018	2018	2018	2018	2019	2019
		Total Activity	Total Activity	Original Budget	Total Budget (Amended)	YTD Activity	Expected Annual	City Manager Proposed	City Commission Adopted
City Commission	Weed Killer	10.00	150.00						
<a href="#">051-5-7003-21500</a>	Motor Gas & Oil		21,811.61	16,072.85	12,686.00	17,108.00	21,360.16	26,000.00	27,300.00
<a href="#">051-5-7003-21700</a>	Minor Eq/Furniture		3,023.15	3,556.97	5,200.00	3,235.00	2,430.03	3,200.00	9,501.00
<b>Budget Detail</b>									
<b>Budget Code</b>	<b>Description</b>	<b>Units</b>	<b>Price</b>	<b>Amount</b>					
City Commission	Hand Tools	1.00	1,000.00	1,000.00					
City Commission	Hazardous Gas Detector	1.00	2,505.00	2,505.00					
City Commission	Power Tools	1.00	1,200.00	1,200.00					
City Commission	Tripod Rescue Package	1.00	4,796.00	4,796.00					
<a href="#">051-5-7003-22400</a>	Medical Supplies		0.00	0.00	200.00	200.00	154.90	180.00	100.00
<b>Budget Detail</b>									
<b>Budget Code</b>	<b>Description</b>	<b>Units</b>	<b>Price</b>	<b>Amount</b>					
City Commission	First Aid Kits	2.00	50.00	100.00					
<b>Category: 20 - Supplies Total:</b>			<b>45,038.31</b>	<b>38,918.95</b>	<b>38,556.00</b>	<b>49,012.90</b>	<b>50,561.09</b>	<b>57,750.00</b>	<b>57,371.00</b>
<b>Category: 30 - Services</b>									
<a href="#">051-5-7003-31100</a>	Communications		617.70	718.08	1,800.00	1,800.00	1,150.57	1,800.00	1,800.00
<b>Budget Detail</b>									
<b>Budget Code</b>	<b>Description</b>	<b>Units</b>	<b>Price</b>	<b>Amount</b>					
City Commission	(1) Smartphone	12.00	62.00	744.00					
City Commission	Pager, SCADA	0.00	0.00	1,056.00					
<a href="#">051-5-7003-31400</a>	Professional Services		16,710.35	19,025.91	10,000.00	36,497.00	41,534.22	41,535.00	16,184.00
<b>Budget Detail</b>									
<b>Budget Code</b>	<b>Description</b>	<b>Units</b>	<b>Price</b>	<b>Amount</b>					
City Commission	Liftstation Electrical Repairs	1.00	10,000.00	10,000.00					
City Commission	Maint. on Generators	2.00	3,092.00	6,184.00					
<a href="#">051-5-7003-31425</a>	Prof. Services-GPS		2,142.00	2,142.00	1,872.00	1,872.00	1,847.50	1,872.00	1,224.00
<b>Budget Detail</b>									
<b>Budget Code</b>	<b>Description</b>	<b>Units</b>	<b>Price</b>	<b>Amount</b>					
City Commission	GPS for Vehicles	6.00	204.00	1,224.00					
<a href="#">051-5-7003-31470</a>	Prof Svcs - Audit Services		769.09	7,873.00	19,430.00	20,345.00	15,611.77	20,345.00	7,437.00
<b>Budget Detail</b>									
<b>Budget Code</b>	<b>Description</b>	<b>Units</b>	<b>Price</b>	<b>Amount</b>					
City Commission	Audit Fees based on allocation rate ( 12% )	0.00	0.00	7,437.00					
<a href="#">051-5-7003-31500</a>	Printing & Publishing		215.35	0.00	300.00	303.00	303.00	303.00	300.00

Utility Funds

For Fiscal: 10/2017-09/2018 Period Ending: 09/30/2018

					Defined Budgets							
					2018	2018	2019	2019				
					Total Activity	Total Activity	Original Budget	Total Budget (Amended)	YTD Activity	Expected Annual	City Manager Proposed	City Commission Adopted
<b>Budget Detail</b>												
<b>Budget Code</b>	<b>Description</b>	<b>Units</b>	<b>Price</b>	<b>Amount</b>								
City Commission	Smoke Test Fliers	1.00	100.00	100.00								
City Commission	Work order forms	2.00	100.00	200.00								
<a href="#">051-5-7003-31600</a>	Training & Travel			1,560.00	1,573.38	2,450.00	2,450.00	435.00	1,950.00	2,450.00	2,450.00	
<b>Budget Detail</b>												
<b>Budget Code</b>	<b>Description</b>	<b>Units</b>	<b>Price</b>	<b>Amount</b>								
City Commission	TCEQ Training Classes and Exams	7.00	350.00	2,450.00								
<a href="#">051-5-7003-31700</a>	Memberships & Dues			288.00	415.29	325.00	325.00	300.00	260.00	260.00	260.00	
<b>Budget Detail</b>												
<b>Budget Code</b>	<b>Description</b>	<b>Units</b>	<b>Price</b>	<b>Amount</b>								
City Commission	TWUA Membership & Dues	4.00	65.00	260.00								
<a href="#">051-5-7003-31800</a>	Equipment Rent			594.48	956.16	1,800.00	1,800.00	178.11	1,800.00	1,800.00	1,800.00	
<b>Budget Detail</b>												
<b>Budget Code</b>	<b>Description</b>	<b>Units</b>	<b>Price</b>	<b>Amount</b>								
City Commission	Trash Pumps & Hoses	1.00	1,800.00	1,800.00								
<a href="#">051-5-7003-32100</a>	State Fees			1,900.00	0.00	500.00	500.00	500.00	500.00	500.00	500.00	
<b>Budget Detail</b>												
<b>Budget Code</b>	<b>Description</b>	<b>Units</b>	<b>Price</b>	<b>Amount</b>								
City Commission	TCEQ Sludge Hauling Fees	2.00	250.00	500.00								
<a href="#">051-5-7003-32300</a>	Utilities			48,957.45	48,252.75	45,000.00	40,000.00	32,784.81	40,000.00	40,150.00	40,150.00	
<b>Budget Notes</b>												
<b>Budget Code</b>	<b>Subject</b>	<b>Description</b>										
City Commission	Electricity	11 Meters 3900 FM 3320 680 E TRANT RD 1 E FM 1717 1 E FM 1717 900 SOUTH CRK 1600 SEN CARLOS TRUAN BLVD 1914 GENERAL CAVAZOS BLVD N 14TH ST 205 MAY ST 205 MAY ST N 17TH ST										

Utility Funds

For Fiscal: 10/2017-09/2018 Period Ending: 09/30/2018

						Defined Budgets			
		2016	2017	2018	2018	2018	2018	2019	2019
		Total Activity	Total Activity	Original Budget	Total Budget (Amended)	YTD Activity	Expected Annual	City Manager Proposed	City Commission Adopted
City Commission	Water			6 Meters May Street 17th & Lee Trant Lift 1717 Lift Sta Gen Cavazos/ HWY 77 South Creek					
<b>Budget Detail</b>									
<b>Budget Code</b>	<b>Description</b>	<b>Units</b>	<b>Price</b>	<b>Amount</b>					
City Commission	5% Increase for water	0.00	0.00	150.00					
City Commission	Electricity-11 Meters	0.00	0.00	37,000.00					
City Commission	Water-6 Meters	0.00	0.00	3,000.00					
<a href="#">051-5-7003-32400</a>	Laundry	2,477.23	2,601.27	3,000.00	3,000.00	2,318.11	3,000.00	3,000.00	3,000.00
<b>Budget Detail</b>									
<b>Budget Code</b>	<b>Description</b>	<b>Units</b>	<b>Price</b>	<b>Amount</b>					
City Commission	City Uniforms	12.00	250.00	3,000.00					
<a href="#">051-5-7003-33501</a>	Insurance-Property/Liability	30,449.23	27,424.01	64,225.00	67,868.00	68,086.52	68,229.00	75,404.00	75,404.00
<a href="#">051-5-7003-34200</a>	CC Discount Fees	3,171.77	0.00	0.00	0.00	0.00	0.00	0.00	0.00
<b>Category: 30 - Services Total:</b>		<b>109,852.65</b>	<b>110,981.85</b>	<b>150,702.00</b>	<b>176,760.00</b>	<b>165,049.61</b>	<b>181,594.00</b>	<b>150,509.00</b>	<b>150,509.00</b>
<b>Category: 40 - Repairs</b>									
<a href="#">051-5-7003-41100</a>	Vehicle Maintenance	20,060.71	5,470.17	16,800.00	16,800.00	13,513.35	15,647.00	12,000.00	12,000.00
<b>Budget Detail</b>									
<b>Budget Code</b>	<b>Description</b>	<b>Units</b>	<b>Price</b>	<b>Amount</b>					
City Commission	Preventive Maint. on Vehicles	2.00	1,000.00	2,000.00					
City Commission	Repairs	4.00	1,500.00	6,000.00					
City Commission	Tires	8.00	500.00	4,000.00					
<a href="#">051-5-7003-41400</a>	Equipment Maintenance	3,264.97	1,487.44	3,000.00	3,000.00	641.82	2,700.00	3,000.00	3,000.00
<b>Budget Detail</b>									
<b>Budget Code</b>	<b>Description</b>	<b>Units</b>	<b>Price</b>	<b>Amount</b>					
City Commission	Maint. on Jetter	1.00	2,000.00	2,000.00					
City Commission	Maint. on power Equipment	1.00	1,000.00	1,000.00					
<b>Category: 40 - Repairs Total:</b>		<b>23,325.68</b>	<b>6,957.61</b>	<b>19,800.00</b>	<b>19,800.00</b>	<b>14,155.17</b>	<b>18,347.00</b>	<b>15,000.00</b>	<b>15,000.00</b>
<b>Category: 50 - Maintenance</b>									
<a href="#">051-5-7003-51100</a>	Building Maintenance	0.00	675.09	0.00	0.00	0.00	0.00	0.00	0.00
<a href="#">051-5-7003-54300</a>	Utility Plant	48,699.26	54,716.39	84,121.00	134,954.00	135,685.59	134,151.00	73,449.00	73,449.00

Utility Funds

For Fiscal: 10/2017-09/2018 Period Ending: 09/30/2018

					Defined Budgets						
					2018	2018	2019	2019			
					YTD Activity	Expected Annual	City Manager Proposed	City Commission Adopted			
					2016	2017	2018	2018			
					Total Activity	Total Activity	Original Budget	Total Budget (Amended)			
<b>Budget Detail</b>											
<b>Budget Code</b>	<b>Description</b>	<b>Units</b>	<b>Price</b>	<b>Amount</b>							
City Commission	Additional Core budget	0.00	0.00	2,449.00							
City Commission	Electrical Repairs	1.00	20,000.00	20,000.00							
City Commission	KSB Submersible Pumps	4.00	4,500.00	18,000.00							
City Commission	Liftstation Panel	1.00	13,000.00	13,000.00							
City Commission	Repairs & Maint.	1.00	20,000.00	20,000.00							
<a href="#">051-5-7003-55104</a>	Sewer Lines & Manholes			34,201.94	41,536.93	42,000.00	42,000.00	41,445.35	42,000.00	42,000.00	42,000.00
<b>Budget Detail</b>											
<b>Budget Code</b>	<b>Description</b>	<b>Units</b>	<b>Price</b>	<b>Amount</b>							
City Commission	Sewer Lines & Manhole Repairs	1.00	42,000.00	42,000.00							
<a href="#">051-5-7003-59100</a>	Grounds & Perm Fixtures			0.00	0.00	36,620.00	12,220.00	12,220.00	12,220.00	0.00	0.00
<b>Category: 50 - Maintenance Total:</b>				<b>82,901.20</b>	<b>96,928.41</b>	<b>162,741.00</b>	<b>189,174.00</b>	<b>189,350.94</b>	<b>188,371.00</b>	<b>115,449.00</b>	<b>115,449.00</b>
<b>Category: 70 - Capital Outlay</b>											
<a href="#">051-5-7003-71200</a>	Machinery/Equipment			0.00	0.00	93,615.00	0.10	0.00	0.00	0.00	0.00
<a href="#">051-5-7003-71300</a>	Building			0.00	0.00	0.00	24,400.00	24,400.00	24,400.00	0.00	0.00
<b>Category: 70 - Capital Outlay Total:</b>				<b>0.00</b>	<b>0.00</b>	<b>93,615.00</b>	<b>24,400.10</b>	<b>24,400.00</b>	<b>24,400.00</b>	<b>0.00</b>	<b>0.00</b>
<b>Division: 7003 - Sewer Construction Total:</b>				<b>676,169.85</b>	<b>642,829.76</b>	<b>862,611.00</b>	<b>855,688.77</b>	<b>804,626.15</b>	<b>851,644.35</b>	<b>733,936.00</b>	<b>733,936.00</b>
<b>AcctType: 5 - Expense Total:</b>				<b>2,233,424.94</b>	<b>2,369,872.66</b>	<b>2,386,638.00</b>	<b>2,446,324.91</b>	<b>2,318,720.59</b>	<b>2,442,811.35</b>	<b>2,169,187.00</b>	<b>2,169,187.00</b>
<b>Department : 700 - Waste Water Surplus (Deficit):</b>				<b>1,175,826.99</b>	<b>1,127,165.27</b>	<b>956,362.00</b>	<b>896,675.09</b>	<b>1,090,453.73</b>	<b>1,202,688.65</b>	<b>1,856,813.00</b>	<b>1,856,813.00</b>



# ENGINEERING

## PUBLIC WORKS – ADMINISTRATION – UF

The Engineering/Public Works – Administration department is split funded between the General Fund and Utility Fund.

### DESCRIPTION

The Engineering/Public Works-Administration Division provides support to major department functions through special project, department engineering and support, construction technical support, utility design, project funding management, inter-agency relations and coordination, public safety and graphic information systems. Water Construction, Water Production, Ground Maintenance, Waste Water, and Capital Improvements all report to Public Works Admin in the Utility Fund.

### FY 18-19 BUDGET HIGHLIGHTS

Division	Change	Personnel	Operations	Capital Outlay	Total Changes
FY 17-18 Original Budget	\$219,315	\$197,854	\$21,461	\$0	\$219,315
FY 18-19 Adopted Budget	\$228,204	\$199,202	\$29,002	\$0	\$228,204
8000 - Engineer PW UF	\$8,889	\$1,348	\$7,541	\$0	\$8,889

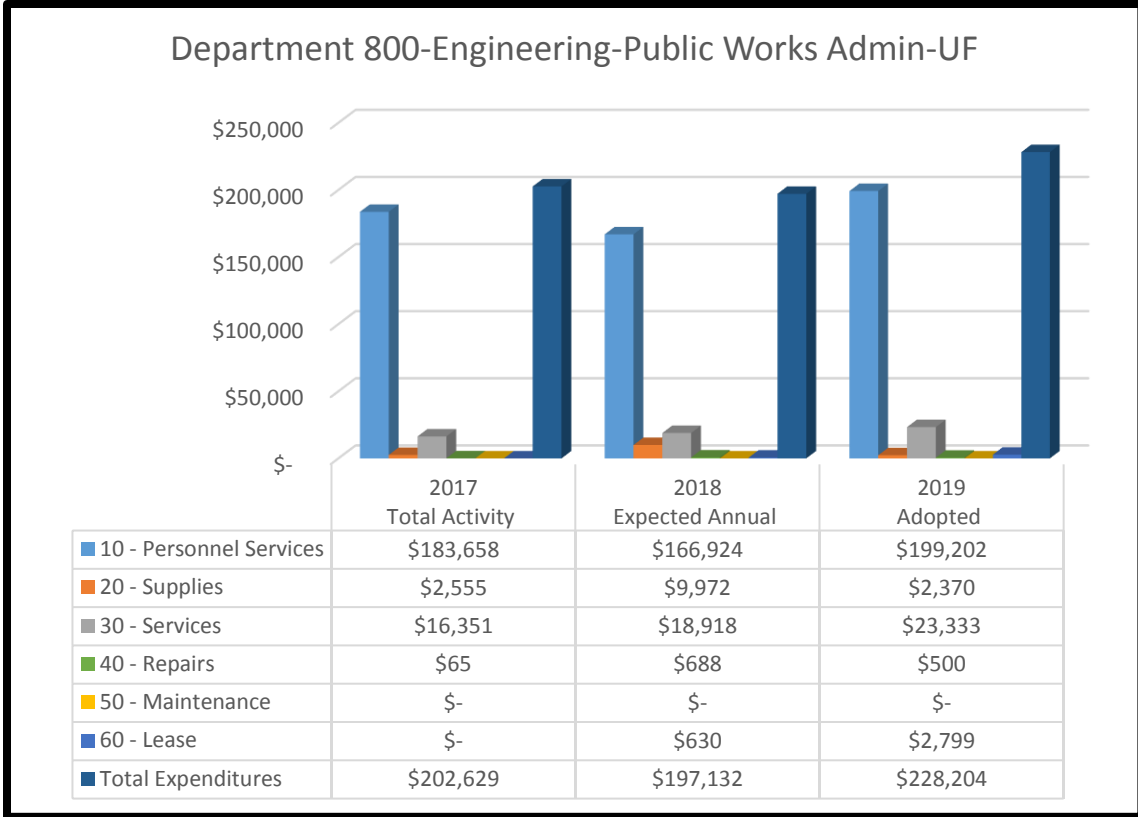
#### Change Description

##### Personnel

- 2% COLA adjustment - \$2,944
- Anniversary increases - \$5,993
- Decrease in TMRS rate
- Decrease in Workers Comp Experience Modifier rate
- Change in health care election coverage

##### Operations

- **Overall Supplies Category:**
  - Increase in motor gas & oil
  - Decrease in medical supplies and educational materials
  - Approved supplemental request for supplies for plotter - \$165
- **Overall Services Category:**
  - Increase in communications, professional services, audit services, printing & publishing, training & travel, and property insurance
  - Decrease in memberships & dues, and catering
  - Approved supplemental request for GIS license - \$1,857
- **Overall Repairs Category:**
  - Decrease in equipment maintenance
- **Overall Leases Category:**
  - Increase in operating lease
  - Approved supplemental for Canon Copier lease - Split funded with GF 3000 - \$2,799



Utility Funds

For Fiscal: 10/2017-09/2018 Period Ending: 09/30/2018

		2016	2017	2018	2018	Defined Budgets		2019	2019
		Total Activity	Total Activity	Original Budget	Total Budget (Amended)	2018 YTD Activity	2018 Expected Annual	City Manager Proposed	City Commission Adopted
Department : 800 - Engineering-Public Works Admn - UF AcctType: 5 - Expense Division: 8000 - Engineering-Public Works - UF Category: 10 - Personnel Services									
<a href="#">051-5-8000-11100</a>	Salaries & Wages	83,648.75	135,408.94	143,436.00	135,306.00	117,502.95	119,386.00	150,139.00	150,139.00
<a href="#">051-5-8000-11200</a>	Overtime	718.31	287.21	0.00	206.06	90.94	125.00	0.00	0.00
<a href="#">051-5-8000-11400</a>	Retirement - TMRS	6,819.98	11,476.01	13,670.00	13,670.00	8,864.89	9,352.00	11,569.00	11,569.00
<a href="#">051-5-8000-11500</a>	FICA	6,333.99	9,682.17	10,973.00	10,973.00	8,733.03	8,847.00	11,486.00	11,486.00
<a href="#">051-5-8000-11600</a>	Group Health Insurance	11,135.00	26,156.00	28,388.00	28,388.00	22,323.26	28,388.00	24,784.00	24,784.00
<a href="#">051-5-8000-11700</a>	Workers' Compensation	369.95	372.62	408.00	408.00	180.13	189.00	250.00	250.00
<a href="#">051-5-8000-11800</a>	Unemployment Compensation	215.50	103.06	788.00	788.00	366.24	476.00	788.00	788.00
<a href="#">051-5-8000-12000</a>	Car Allowance	1,813.83	0.00	0.00	0.00	0.00	0.00	0.00	0.00
<a href="#">051-5-8000-12300</a>	Life Insurance	91.15	172.44	191.00	191.00	160.56	161.00	186.00	186.00
<a href="#">051-5-8000-19100</a>	Additional Insurance Contribution	0.00	0.00	0.00	0.00	0.00	0.00	0.00	0.00
<b>Category: 10 - Personnel Services Total:</b>		<b>111,146.46</b>	<b>183,658.45</b>	<b>197,854.00</b>	<b>189,930.06</b>	<b>158,222.00</b>	<b>166,924.00</b>	<b>199,202.00</b>	<b>199,202.00</b>
Category: 20 - Supplies									
<a href="#">051-5-8000-21100</a>	Supplies	726.70	524.19	1,365.00	1,365.00	1,334.28	1,365.00	1,365.00	1,365.00
<b>Budget Detail</b>									
<b>Budget Code</b>	<b>Description</b>	<b>Units</b>	<b>Price</b>	<b>Amount</b>					
City Commission	FY 18-19-Addtl Core - Supplies for plotter	0.00	0.00	165.00					
City Commission	Paper/Office Supplies	1.00	1,200.00	1,200.00					
<a href="#">051-5-8000-21200</a>	Uniforms & Personal Wear	0.00	23.49	100.00	100.00	77.74	100.00	100.00	100.00
<b>Budget Detail</b>									
<b>Budget Code</b>	<b>Description</b>	<b>Units</b>	<b>Price</b>	<b>Amount</b>					
City Commission	Uinforms & Personal Wear	1.00	100.00	100.00					
<a href="#">051-5-8000-21500</a>	Motor Gas & Oil	208.13	369.91	313.00	313.00	392.04	313.00	325.00	325.00
<b>Budget Detail</b>									
<b>Budget Code</b>	<b>Description</b>	<b>Units</b>	<b>Price</b>	<b>Amount</b>					
City Commission	Motor Gas & Oil	1.00	325.00	325.00					
<a href="#">051-5-8000-21700</a>	Minor Eq/Furniture	2,675.62	356.70	500.00	546.00	665.75	546.00	500.00	500.00
<b>Budget Detail</b>									
<b>Budget Code</b>	<b>Description</b>	<b>Units</b>	<b>Price</b>	<b>Amount</b>					
City Commission	Engineering Equipment	1.00	100.00	100.00					
City Commission	Office Chairs	1.00	200.00	200.00					

Utility Funds

For Fiscal: 10/2017-09/2018 Period Ending: 09/30/2018

		2016		2017		2018		2018		Defined Budgets	
		Total Activity	Total Activity	Original Budget	Total Budget (Amended)	YTD Activity	2018 Expected Annual	2019 City Manager Proposed	2019 City Commission Adopted		
City Commission	Smart Level	1.00	200.00		200.00						
<a href="#">051-5-8000-22400</a>	Medical Supplies		0.00		0.00	40.00	40.00	40.00	40.00	30.00	30.00
<b>Budget Detail</b>											
<b>Budget Code</b>	<b>Description</b>	<b>Units</b>	<b>Price</b>	<b>Amount</b>							
City Commission	First Aid Kits	3.00	10.00		30.00						
<a href="#">051-5-8000-22500</a>	Educational Materials/Supplies		0.00		0.00	100.00	100.00	0.00	50.00	50.00	50.00
<b>Budget Detail</b>											
<b>Budget Code</b>	<b>Description</b>	<b>Units</b>	<b>Price</b>	<b>Amount</b>							
City Commission	Educational Materials	1.00	50.00		50.00						
<a href="#">051-5-8000-22600</a>	Computers & Associated Equip		0.00		1,280.27	0.00	7,600.00	7,557.80	7,558.00	0.00	0.00
	<b>Category: 20 - Supplies Total:</b>		<b>3,610.45</b>		<b>2,554.56</b>	<b>2,418.00</b>	<b>10,064.00</b>	<b>10,067.61</b>	<b>9,972.00</b>	<b>2,370.00</b>	<b>2,370.00</b>
	<b>Category: 30 - Services</b>										
<a href="#">051-5-8000-31100</a>	Communications		624.30		1,491.70	1,868.00	1,856.63	1,679.49	1,831.00	2,496.00	2,496.00
<b>Budget Detail</b>											
<b>Budget Code</b>	<b>Description</b>	<b>Units</b>	<b>Price</b>	<b>Amount</b>							
City Commission	(2) MiFi devices (\$40/mo) Split w/ UF	12.00	40.00		480.00						
City Commission	(5) Smartphones (\$67/mo) Split w/ UF	12.00	168.00		2,016.00						
<a href="#">051-5-8000-31400</a>	Professional Services		231.61		0.00	245.00	245.00	195.50	245.00	245.00	245.00
<b>Budget Detail</b>											
<b>Budget Code</b>	<b>Description</b>	<b>Units</b>	<b>Price</b>	<b>Amount</b>							
City Commission	SWP3 & Easements	1.00	245.00		245.00						
<a href="#">051-5-8000-31410</a>	ProfSrv - Sftware Mnt		0.00		0.00	0.00	0.00	0.00	0.00	1,857.00	1,857.00
<b>Budget Detail</b>											
<b>Budget Code</b>	<b>Description</b>	<b>Units</b>	<b>Price</b>	<b>Amount</b>							
City Commission	FY18-19 Arc GIS License	0.00	0.00		1,857.00						
<a href="#">051-5-8000-31425</a>	Prof. Services-GPS		306.00		306.00	306.00	306.00	263.25	306.00	204.00	204.00
<b>Budget Detail</b>											
<b>Budget Code</b>	<b>Description</b>	<b>Units</b>	<b>Price</b>	<b>Amount</b>							
City Commission	GPS	1.00	204.00		204.00						
<a href="#">051-5-8000-31470</a>	Prof Svcs - Audit Services		0.00		2,053.00	1,735.00	1,672.69	1,672.69	1,672.69	2,645.00	2,645.00
<b>Budget Detail</b>											
<b>Budget Code</b>	<b>Description</b>	<b>Units</b>	<b>Price</b>	<b>Amount</b>							
City Commission	Audit Fees based on allocation rate ( 4% )	0.00	0.00		2,645.00						

Utility Funds

For Fiscal: 10/2017-09/2018 Period Ending: 09/30/2018

		2016		2017		2018		2018		Defined Budgets	
		Total Activity	Total Activity	Original Budget	Total Budget (Amended)	YTD Activity	2018 Expected Annual	2019 City Manager Proposed	2019 City Commission Adopted		
<a href="#">051-5-8000-31500</a>	Printing & Publishing	0.00	123.66	200.00	204.64	204.64	205.00	203.00	203.00		
<b>Budget Detail</b>											
<b>Budget Code</b>	<b>Description</b>	<b>Units</b>	<b>Price</b>	<b>Amount</b>							
City Commission	Business Cards & Copy Overages	1.00	203.00	203.00							
<a href="#">051-5-8000-31600</a>	Training & Travel	882.25	2,452.40	2,500.00	1,762.00	2,574.27	2,454.00	0.00	0.00		
<a href="#">051-5-8000-31660</a>	Training & Travel - Engineering	0.00	0.00	0.00	0.00	0.00	0.00	1,404.00	1,404.00		
<b>Budget Detail</b>											
<b>Budget Code</b>	<b>Description</b>	<b>Units</b>	<b>Price</b>	<b>Amount</b>							
City Commission	TCEQ Conference	0.00	0.00	400.00							
City Commission	Texas Water Conference	0.00	0.00	300.00							
City Commission	TFMA	0.00	0.00	400.00							
City Commission	TML	0.00	0.00	227.00							
City Commission	TWUA Monthly Meetings	0.00	0.00	77.00							
<a href="#">051-5-8000-31661</a>	Training & Travel - PW Admin	0.00	0.00	0.00	0.00	0.00	0.00	1,150.00	1,150.00		
<b>Budget Detail</b>											
<b>Budget Code</b>	<b>Description</b>	<b>Units</b>	<b>Price</b>	<b>Amount</b>							
City Commission	License Fees	0.00	0.00	146.00							
City Commission	TCEQ Conference	0.00	0.00	400.00							
City Commission	TML	0.00	0.00	227.00							
City Commission	TWUA Monthly Meetings	0.00	0.00	77.00							
City Commission	Waste Water Class	0.00	0.00	300.00							
<a href="#">051-5-8000-31700</a>	Memberships & Dues	0.00	813.00	750.00	750.00	379.50	750.00	563.00	563.00		
<b>Budget Detail</b>											
<b>Budget Code</b>	<b>Description</b>	<b>Units</b>	<b>Price</b>	<b>Amount</b>							
City Commission	APWA	1.00	113.00	113.00							
City Commission	ASCE	1.00	93.00	93.00							
City Commission	AWWA	1.00	50.00	50.00							
City Commission	License Renewal	1.00	65.00	65.00							
City Commission	PE License	1.00	20.00	20.00							
City Commission	Pesticide License	1.00	50.00	50.00							
City Commission	TFMA	1.00	23.00	23.00							
City Commission	TFMA-CFM	1.00	23.00	23.00							
City Commission	TWUA	2.00	38.00	76.00							
City Commission	WEAT	2.00	25.00	50.00							
<a href="#">051-5-8000-31800</a>	Equipment Rent	0.00	0.00	100.00	0.00	0.00	0.00	0.00	0.00		
<a href="#">051-5-8000-31900</a>	Catering	27.25	586.69	849.00	774.67	567.06	775.00	796.00	796.00		

Utility Funds

For Fiscal: 10/2017-09/2018 Period Ending: 09/30/2018

					Defined Budgets					
			2016	2017	2018	2018	2018	2019	2019	
			Total Activity	Total Activity	Original Budget	Total Budget (Amended)	YTD Activity	Expected Annual	City Manager Proposed	City Commission Adopted
<b>Budget Detail</b>										
<b>Budget Code</b>	<b>Description</b>	<b>Units</b>	<b>Price</b>	<b>Amount</b>						
City Commission	Coffee Supplies and food and drinks for meetir	1.00	796.00	796.00						
<a href="#">051-5-8000-32400</a>	Laundry		0.00	213.20	275.00	275.00	201.87	275.00	275.00	275.00
<b>Budget Detail</b>										
<b>Budget Code</b>	<b>Description</b>	<b>Units</b>	<b>Price</b>	<b>Amount</b>						
City Commission	Laundry	1.00	275.00	275.00						
<a href="#">051-5-8000-33100</a>	Subscriptions		23.50	29.50	30.00	30.00	0.00	30.00	30.00	30.00
<b>Budget Detail</b>										
<b>Budget Code</b>	<b>Description</b>	<b>Units</b>	<b>Price</b>	<b>Amount</b>						
City Commission	Kingsville Record	1.00	30.00	30.00						
<a href="#">051-5-8000-33501</a>	Insurance-Property/Liability		4,619.34	8,281.74	9,765.00	10,319.00	10,352.13	10,374.00	11,465.00	11,465.00
	<b>Category: 30 - Services Total:</b>		<b>6,714.25</b>	<b>16,350.89</b>	<b>18,623.00</b>	<b>18,195.63</b>	<b>18,090.40</b>	<b>18,917.69</b>	<b>23,333.00</b>	<b>23,333.00</b>
	<b>Category: 40 - Repairs</b>									
<a href="#">051-5-8000-41100</a>	Vehicle Maintenance		216.07	65.38	500.00	704.00	694.99	688.00	500.00	500.00
<b>Budget Detail</b>										
<b>Budget Code</b>	<b>Description</b>	<b>Units</b>	<b>Price</b>	<b>Amount</b>						
City Commission	Vehicle Maintenance	1.00	500.00	500.00						
<a href="#">051-5-8000-41400</a>	Equipment Maintenance		0.00	0.00	20.00	20.00	0.00	0.00	0.00	0.00
	<b>Category: 40 - Repairs Total:</b>		<b>216.07</b>	<b>65.38</b>	<b>520.00</b>	<b>724.00</b>	<b>694.99</b>	<b>688.00</b>	<b>500.00</b>	<b>500.00</b>
	<b>Category: 60 - Leases</b>									
<a href="#">051-5-8000-64100</a>	Operating Lease		0.00	0.00	0.00	993.00	577.20	630.00	2,799.00	2,799.00
<b>Budget Detail</b>										
<b>Budget Code</b>	<b>Description</b>	<b>Units</b>	<b>Price</b>	<b>Amount</b>						
City Commission	FY18-19 Canon Copier Lease - Permanent	0.00	0.00	2,799.00						
	<b>Category: 60 - Leases Total:</b>		<b>0.00</b>	<b>0.00</b>	<b>0.00</b>	<b>993.00</b>	<b>577.20</b>	<b>630.00</b>	<b>2,799.00</b>	<b>2,799.00</b>
	<b>Category: 70 - Capital Outlay</b>									
<a href="#">051-5-8000-71300</a>	Building		0.00	0.00	0.00	0.00	0.00	0.00	0.00	0.00
	<b>Category: 70 - Capital Outlay Total:</b>		<b>0.00</b>	<b>0.00</b>	<b>0.00</b>	<b>0.00</b>	<b>0.00</b>	<b>0.00</b>	<b>0.00</b>	<b>0.00</b>
	<b>Division: 8000 - Engineering-Public Works - UF Total:</b>		<b>121,687.23</b>	<b>202,629.28</b>	<b>219,415.00</b>	<b>219,906.69</b>	<b>187,652.20</b>	<b>197,131.69</b>	<b>228,204.00</b>	<b>228,204.00</b>
	<b>AcctType: 5 - Expense Total:</b>		<b>121,687.23</b>	<b>202,629.28</b>	<b>219,415.00</b>	<b>219,906.69</b>	<b>187,652.20</b>	<b>197,131.69</b>	<b>228,204.00</b>	<b>228,204.00</b>
	<b>Department : 800 - Engineering-Public Works Admn - UF Total:</b>		<b>121,687.23</b>	<b>202,629.28</b>	<b>219,415.00</b>	<b>219,906.69</b>	<b>187,652.20</b>	<b>197,131.69</b>	<b>228,204.00</b>	<b>228,204.00</b>

# PUBLIC WORKS ADMIN – UF

---



Public Works Admin – UF – Division 8011 has been merged with Division 8000.  
This division is only shown for prior year activity.

Utility Funds

For Fiscal: 10/2017-09/2018 Period Ending: 09/30/2018

		2016	2017	2018	2018	2018	Defined Budgets		2019	2019
		Total Activity	Total Activity	Original Budget	Total Budget (Amended)	YTD Activity	2018 Expected Annual	2019 City Manager Proposed	2019 City Commission Adopted	
<b>Department : 801 - Public Works Admin-U</b> <b>AcctType: 5 - Expense</b> <b>Division: 8011 - Public Works Admin-UF</b> <b>Category: 10 - Personnel Services</b>										
<a href="#">051-5-8011-11100</a>	Salaries & Wages	47,738.27	0.00	0.00	0.00	0.00	0.00	0.00	0.00	0.00
<a href="#">051-5-8011-11200</a>	Overtime	125.91	0.00	0.00	0.00	0.00	0.00	0.00	0.00	0.00
<a href="#">051-5-8011-11400</a>	Retirement - TMRS	4,802.50	0.00	0.00	0.00	0.00	0.00	0.00	0.00	0.00
<a href="#">051-5-8011-11500</a>	FICA	3,481.72	0.00	0.00	0.00	0.00	0.00	0.00	0.00	0.00
<a href="#">051-5-8011-11600</a>	Group Health Insurance	9,641.00	0.00	0.00	0.00	0.00	0.00	0.00	0.00	0.00
<a href="#">051-5-8011-11700</a>	Workers' Compensation	95.91	0.00	0.00	0.00	0.00	0.00	0.00	0.00	0.00
<a href="#">051-5-8011-11800</a>	Unemployment Compensation	171.25	0.00	0.00	0.00	0.00	0.00	0.00	0.00	0.00
<a href="#">051-5-8011-12000</a>	Car Allowance	1,813.82	0.00	0.00	0.00	0.00	0.00	0.00	0.00	0.00
<a href="#">051-5-8011-12300</a>	Life Insurance	71.10	0.00	0.00	0.00	0.00	0.00	0.00	0.00	0.00
<a href="#">051-5-8011-19100</a>	Additional Insurance Contribution	1,847.38	0.00	0.00	0.00	0.00	0.00	0.00	0.00	0.00
<b>Category: 10 - Personnel Services Total:</b>		<b>69,788.86</b>	<b>0.00</b>	<b>0.00</b>	<b>0.00</b>	<b>0.00</b>	<b>0.00</b>	<b>0.00</b>	<b>0.00</b>	<b>0.00</b>
<b>Category: 20 - Supplies</b>										
<a href="#">051-5-8011-21100</a>	Supplies	649.56	0.00	0.00	0.00	0.00	0.00	0.00	0.00	0.00
<a href="#">051-5-8011-21200</a>	Uniforms & Personal Wear	0.00	0.00	0.00	0.00	0.00	0.00	0.00	0.00	0.00
<a href="#">051-5-8011-21500</a>	Motor Gas & Oil	19.99	0.00	0.00	0.00	0.00	0.00	0.00	0.00	0.00
<a href="#">051-5-8011-21700</a>	Minor Eq/Furniture	276.72	0.00	0.00	0.00	0.00	0.00	0.00	0.00	0.00
<a href="#">051-5-8011-22400</a>	Medical Supplies	0.00	0.00	0.00	0.00	0.00	0.00	0.00	0.00	0.00
<a href="#">051-5-8011-22600</a>	Computers & Associated Equip	75.00	0.00	0.00	0.00	0.00	0.00	0.00	0.00	0.00
<b>Category: 20 - Supplies Total:</b>		<b>1,021.27</b>	<b>0.00</b>	<b>0.00</b>	<b>0.00</b>	<b>0.00</b>	<b>0.00</b>	<b>0.00</b>	<b>0.00</b>	<b>0.00</b>
<b>Category: 30 - Services</b>										
<a href="#">051-5-8011-31100</a>	Communications	532.85	0.00	0.00	0.00	0.00	0.00	0.00	0.00	0.00
<a href="#">051-5-8011-31400</a>	Professional Services	0.00	0.00	0.00	0.00	0.00	0.00	0.00	0.00	0.00
<a href="#">051-5-8011-31458</a>	Contractual Services	0.00	0.00	0.00	0.00	0.00	0.00	0.00	0.00	0.00
<a href="#">051-5-8011-31470</a>	Prof Svcs - Audit Services	344.36	0.00	0.00	0.00	0.00	0.00	0.00	0.00	0.00
<a href="#">051-5-8011-31500</a>	Printing & Publishing	3.00	0.00	0.00	0.00	0.00	0.00	0.00	0.00	0.00
<a href="#">051-5-8011-31600</a>	Training & Travel	123.08	0.00	0.00	0.00	0.00	0.00	0.00	0.00	0.00
<a href="#">051-5-8011-31700</a>	Memberships & Dues	131.76	0.00	0.00	0.00	0.00	0.00	0.00	0.00	0.00
<a href="#">051-5-8011-31900</a>	Catering	870.54	0.00	0.00	0.00	0.00	0.00	0.00	0.00	0.00



Utility Funds

For Fiscal: 10/2017-09/2018 Period Ending: 09/30/2018

		Defined Budgets								
		2016	2017	2018	2018	2018	2018	2019	2019	
		Total Activity	Total Activity	Original Budget	Total Budget (Amended)	YTD Activity	Expected Annual	City Manager Proposed	City Commission Adopted	
<a href="#">051-5-8011-32400</a>	Laundry	213.20	0.00	0.00	0.00	0.00	0.00	0.00	0.00	
<a href="#">051-5-8011-33100</a>	Subscriptions	0.00	0.00	0.00	0.00	0.00	0.00	0.00	0.00	
<a href="#">051-5-8011-33501</a>	Insurance-Property/Liability	3,058.25	0.00	0.00	0.00	0.00	0.00	0.00	0.00	
<b>Category: 30 - Services Total:</b>		<b>5,277.04</b>	<b>0.00</b>	<b>0.00</b>	<b>0.00</b>	<b>0.00</b>	<b>0.00</b>	<b>0.00</b>	<b>0.00</b>	
<b>Category: 50 - Maintenance</b>										
<a href="#">051-5-8011-51100</a>	Building Maintenance	7,200.00	0.00	0.00	0.00	0.00	0.00	0.00	0.00	
<b>Category: 50 - Maintenance Total:</b>		<b>7,200.00</b>	<b>0.00</b>	<b>0.00</b>	<b>0.00</b>	<b>0.00</b>	<b>0.00</b>	<b>0.00</b>	<b>0.00</b>	
<b>Division: 8011 - Public Works Admin-UF Total:</b>		<b>83,287.17</b>	<b>0.00</b>	<b>0.00</b>	<b>0.00</b>	<b>0.00</b>	<b>0.00</b>	<b>0.00</b>	<b>0.00</b>	
<b>AcctType: 5 - Expense Total:</b>		<b>83,287.17</b>	<b>0.00</b>	<b>0.00</b>	<b>0.00</b>	<b>0.00</b>	<b>0.00</b>	<b>0.00</b>	<b>0.00</b>	
<b>Department : 801 - Public Works Admin-U Total:</b>		<b>83,287.17</b>	<b>0.00</b>	<b>0.00</b>	<b>0.00</b>	<b>0.00</b>	<b>0.00</b>	<b>0.00</b>	<b>0.00</b>	



# FACILITIES MAINTENANCE – UF

The Facilities Maintenance Department is split funded between the General Fund and the Utility Fund.

## FY 18-19 BUDGET HIGHLIGHTS

Division	Change	Personnel	Operations	Capital Outlay	Total Changes
FY 17-18 Original Budget	\$75,405	\$74,804	\$601	\$0	\$75,405
FY 18-19 Adopted Budget	\$89,646	\$86,122	\$3,524	\$0	\$89,646
8020 - Facilities Maintenance UF	\$14,241	\$11,318	\$2,923	\$0	\$14,241

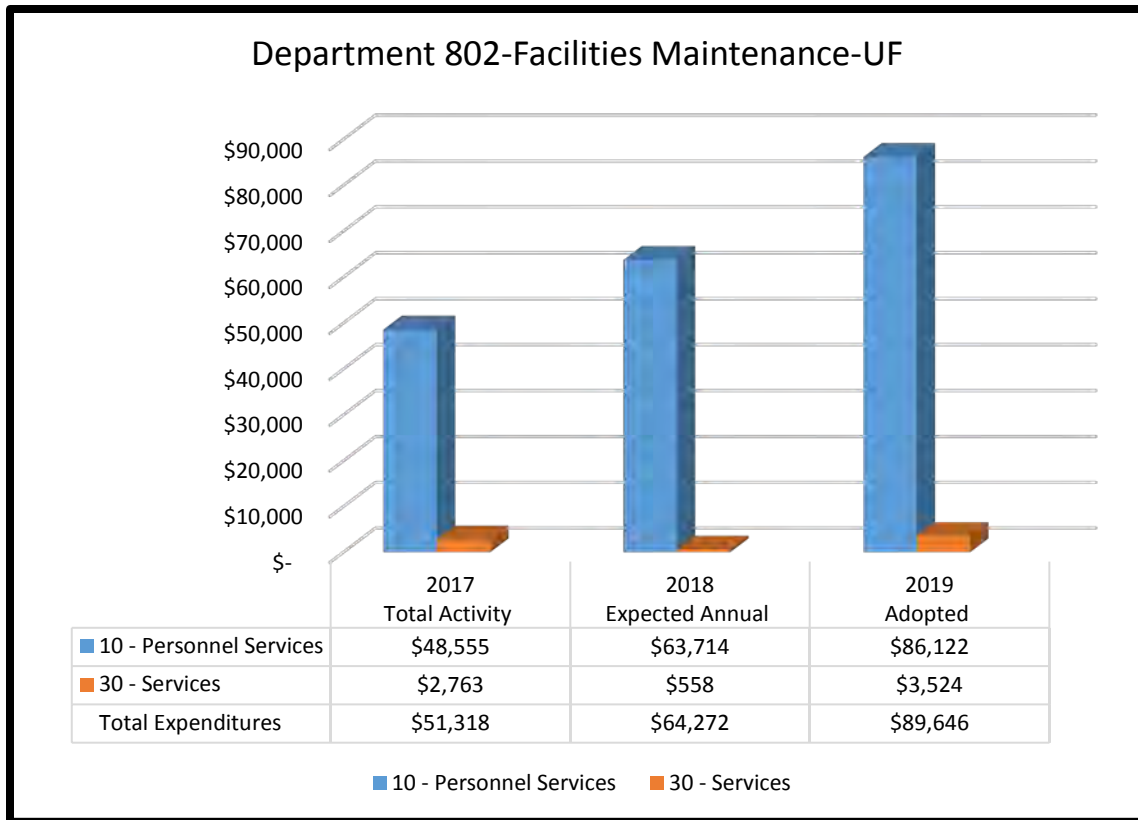
### Change Description

#### Personnel

- 2% COLA adjustment - \$1,337
- Anniversary increases - \$593
- Decrease in TMRS rate
- Decrease in Workers Comp Experience Modifier rate
- Approved supplemental for new FT Maintenance Worker split funded with division 1806-GF - \$19,560

#### Operations

- **Overall Services Category:**
- Increase in audit services and utilities
- Approved supplemental request for additional services for municipal building - \$2,700

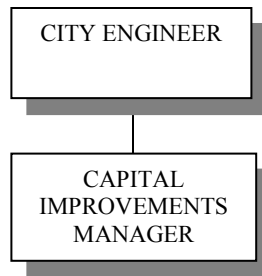


Utility Funds

For Fiscal: 10/2017-09/2018 Period Ending: 09/30/2018

		2016	2017	2018	2018	2018	Defined Budgets		2019	2019
		Total Activity	Total Activity	Original Budget	Total Budget (Amended)	YTD Activity	2018	2018	2019	2019
							Expected Annual	City Manager Proposed	City Commission Adopted	
<b>Department : 802 - Facilities Maintenance-UF</b> <b>AcctType: 5 - Expense</b> <b>Division: 8020 - Facilities Maintenance-UF</b> <b>Category: 10 - Personnel Services</b>										
<a href="#">051-5-8020-11100</a>	Salaries & Wages	0.00	41,891.61	61,313.00	61,313.00	55,240.29	55,285.00	68,188.00	68,188.00	68,188.00
<a href="#">051-5-8020-11200</a>	Overtime	0.00	4.52	0.00	0.00	66.00	0.00	0.00	0.00	0.00
<a href="#">051-5-8020-11400</a>	Retirement - TMRS	0.00	2,068.52	5,844.00	5,844.00	2,101.17	2,185.00	3,172.00	3,172.00	3,172.00
<a href="#">051-5-8020-11500</a>	FICA	0.00	3,126.33	4,691.00	4,691.00	4,230.08	4,229.00	5,217.00	5,217.00	5,217.00
<a href="#">051-5-8020-11600</a>	Group Health Insurance	0.00	389.00	567.00	567.00	0.00	0.00	7,603.00	7,603.00	7,603.00
<a href="#">051-5-8020-11700</a>	Workers' Compensation	0.00	971.98	1,435.00	1,435.00	875.13	1,304.00	964.00	964.00	964.00
<a href="#">051-5-8020-11800</a>	Unemployment Compensation	0.00	63.51	900.00	900.00	659.18	657.00	900.00	900.00	900.00
<a href="#">051-5-8020-12000</a>	Car Allowance	0.00	0.00	0.00	0.00	0.00	0.00	0.00	0.00	0.00
<a href="#">051-5-8020-12300</a>	Life Insurance	0.00	39.69	54.00	54.00	53.73	54.00	78.00	78.00	78.00
<a href="#">051-5-8020-19100</a>	Additional Insurance Contribution	0.00	0.00	0.00	0.00	0.00	0.00	0.00	0.00	0.00
<b>Category: 10 - Personnel Services Total:</b>		<b>0.00</b>	<b>48,555.16</b>	<b>74,804.00</b>	<b>74,804.00</b>	<b>63,225.58</b>	<b>63,714.00</b>	<b>86,122.00</b>	<b>86,122.00</b>	<b>86,122.00</b>
<b>Category: 30 - Services</b>										
<a href="#">051-5-8020-31470</a>	Prof Svcs - Audit Services	0.00	649.00	601.00	557.56	557.56	558.00	824.00	824.00	824.00
<b>Budget Detail</b>										
<b>Budget Code</b>	<b>Description</b>	<b>Units</b>	<b>Price</b>	<b>Amount</b>						
City Commission	Audit Fees based on allocation rate ( 1% )	0.00	0.00	824.00						
<a href="#">051-5-8020-32302</a>	Utilities - Municipal Building	0.00	0.00	0.00	0.00	0.00	0.00	2,700.00	2,700.00	2,700.00
<b>Budget Detail</b>										
<b>Budget Code</b>	<b>Description</b>	<b>Units</b>	<b>Price</b>	<b>Amount</b>						
City Commission	Cable Services for Muni Building	12.00	225.00	2,700.00						
<a href="#">051-5-8020-33501</a>	Insurance-Property/Liability	0.00	2,113.78	0.00	0.00	0.00	0.00	0.00	0.00	0.00
<b>Category: 30 - Services Total:</b>		<b>0.00</b>	<b>2,762.78</b>	<b>601.00</b>	<b>557.56</b>	<b>557.56</b>	<b>558.00</b>	<b>3,524.00</b>	<b>3,524.00</b>	<b>3,524.00</b>
<b>Division: 8020 - Facilities Maintenance-UF Total:</b>		<b>0.00</b>	<b>51,317.94</b>	<b>75,405.00</b>	<b>75,361.56</b>	<b>63,783.14</b>	<b>64,272.00</b>	<b>89,646.00</b>	<b>89,646.00</b>	<b>89,646.00</b>
<b>AcctType: 5 - Expense Total:</b>		<b>0.00</b>	<b>51,317.94</b>	<b>75,405.00</b>	<b>75,361.56</b>	<b>63,783.14</b>	<b>64,272.00</b>	<b>89,646.00</b>	<b>89,646.00</b>	<b>89,646.00</b>
<b>Department : 802 - Facilities Maintenance-UF Total:</b>		<b>0.00</b>	<b>51,317.94</b>	<b>75,405.00</b>	<b>75,361.56</b>	<b>63,783.14</b>	<b>64,272.00</b>	<b>89,646.00</b>	<b>89,646.00</b>	<b>89,646.00</b>

# PUBLIC WORKS – CAPITAL IMPROVEMENTS



## DESCRIPTION

The Public Works – Capital Improvements Department is comprised of a Capital Improvements Manager who works under the direction of the Engineer/Public Works Director. The Capital Improvements Department provides capital project management services to city staff to improve infrastructure, facilities, and amenities for enhanced health, safety and welfare.



## DEPARTMENT ACCOMPLISHMENTS

For Fiscal Year 17-18

1. Assisted in the completion of Flores Park Splash Pad and Brookshire Kiddie Pool projects.
2. Assisted in ordering and securing a quote to assembly a canopy for the train depot.
3. Creating in-house design of Well #23 Ground Storage Tank Replacement.
4. Creating in-house design of E. Caesar St Maintenance Improvements.
5. Creating in-house design of City Highway Monument Signs.
6. Creating in-house design of Dog Park at Dick Kleberg Park.
7. Provided cost estimates for parking lot improvements at Health, Community Appearance and Police Departments.
8. Created an infrastructure cost estimate of an 11 Ac. residential development of City owned property.
9. Assisted in providing TxDOT utility line information for the I-69 Highway Improvements.
10. Assisted in the completion of Alacron St. replacement and parking lot striping improvements.
11. Assisted with L.E. Ramey Golf Course Improvements.
12. Completed the 2017 Santa Gertrudis Avenue Street Improvements Project.
13. We assigned 18 new addresses per requests.
14. We have continued to preform street light sweeps on a weekly basis to and report them to electrical provider to ensure public safety.
15. Assisted in the completion of the Armstrong Waterline improvements.
16. Proposed new H.M. King baseball and softball field designs.
17. Continue addressing street user fee concerns and questions.
18. Updating GIS utility, flood zone, and tirz maps.

## PUBLIC WORKS – CAPITAL IMPROVEMENTS

### GOALS & OBJECTIVES

Goals & Objectives	City Commission Vision
<p><b>Goal:</b> Provide professional level project management for Public Works Capital Improvement projects.</p> <p><b>Objective:</b> Plan, supervise and coordinate the activities and operations of assigned capital projects ensuring timely, accurate and cost-effective completion of projects.</p>	 Superior City Services
<p><b>Goal:</b> Procure outside resources as needed and provide contract administration.</p> <p><b>Objective:</b> Perform grants administration, project estimating, and budget preparation and management for assigned projects. Submit and ensures payment of invoices for materials, professional services and other related cost items.</p>	 Superior City Services

### FY 18-19 BUDGET HIGHLIGHTS

Division	Change	Personnel	Operations	Capital Outlay	Total Changes
FY 17-18 Original Budget	\$80,027	\$79,409	\$618	\$0	\$80,027
FY 18-19 Adopted Budget	\$86,831	\$85,836	\$995	\$0	\$86,831
8201 - Capital Improvement	\$6,804	\$6,427	\$377	\$0	\$6,804

#### Change Description

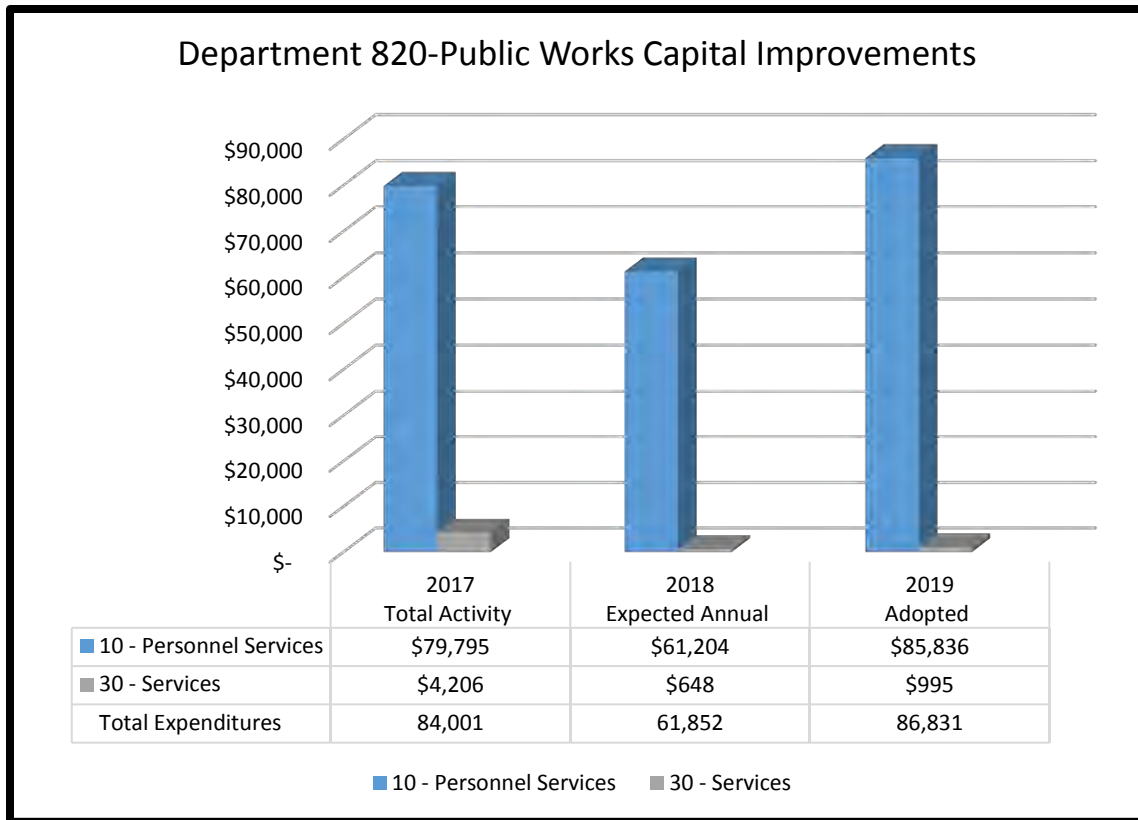
##### Personnel

- 2% COLA adjustment - \$1,200
- Decrease in TMRS rate
- Decrease in Workers Comp Experience Modifier rate
- Increase in estimated starting wages due to vacant position

##### Operations

- **Overall Services Category:**
  - Increase in audit services

# PUBLIC WORKS – CAPITAL IMPROVEMENTS



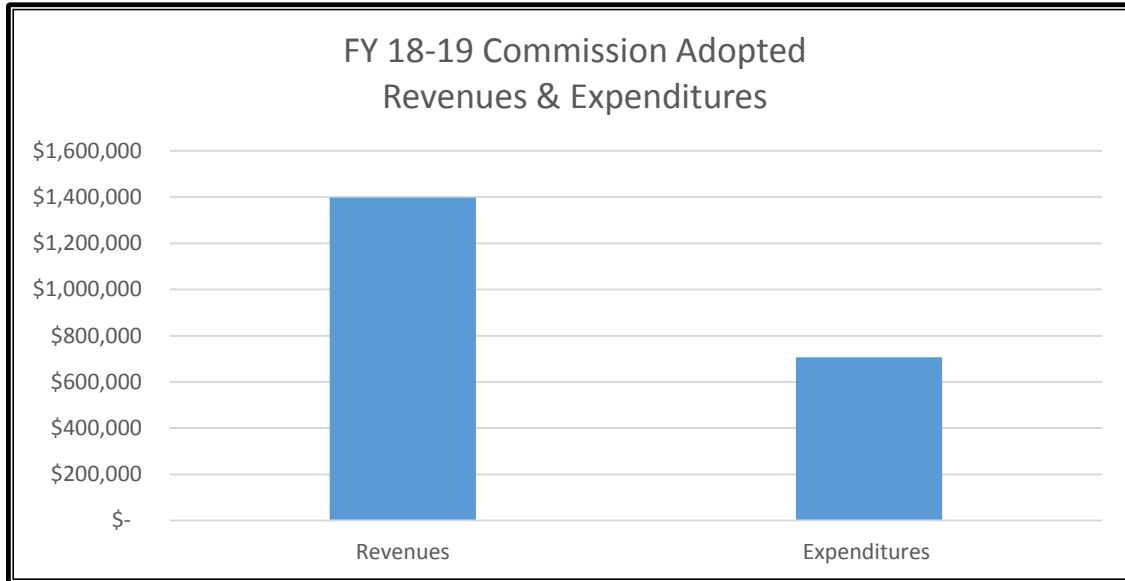
Utility Funds

For Fiscal: 10/2017-09/2018 Period Ending: 09/30/2018

		2016	2017	2018	2018	2018	Defined Budgets		2019	2019
		Total Activity	Total Activity	Original Budget	Total Budget (Amended)	YTD Activity	2018 Expected Annual	City Manager Proposed	City Commission Adopted	
<b>Department : 820 - Public Works-Capital Improvements</b> <b>AcctType: 5 - Expense</b> <b>Division: 8201 - Public Works-Capital Improvements</b> <b>Category: 10 - Personnel Services</b>										
<a href="#">051-5-8201-11100</a>	Salaries & Wages	0.00	57,359.83	55,308.00	55,308.00	35,736.96	35,736.96	61,200.00	61,200.00	
<a href="#">051-5-8201-11400</a>	Retirement - TMRS	0.00	5,677.09	5,271.00	5,180.00	3,192.33	6,205.78	5,417.00	5,417.00	
<a href="#">051-5-8201-11500</a>	FICA	0.00	4,026.55	4,231.00	4,231.00	2,667.14	4,747.42	4,682.00	4,682.00	
<a href="#">051-5-8201-11600</a>	Group Health Insurance	6,308.00	12,507.41	14,069.00	14,069.00	8,208.62	14,069.00	14,072.00	14,072.00	
<a href="#">051-5-8201-11700</a>	Worker's Comp	0.00	107.20	197.00	197.00	50.27	112.10	132.00	132.00	
<a href="#">051-5-8201-11800</a>	Unemployment Comp	0.00	9.00	225.00	225.00	162.00	225.00	225.00	225.00	
<a href="#">051-5-8201-12300</a>	Life Insurance	0.00	108.00	108.00	108.00	63.00	108.00	108.00	108.00	
<a href="#">051-5-8201-19100</a>	Additional Insurance Contribution	0.00	0.00	0.00	0.00	0.00	0.00	0.00	0.00	
<b>Category: 10 - Personnel Services Total:</b>		<b>6,308.00</b>	<b>79,795.08</b>	<b>79,409.00</b>	<b>79,318.00</b>	<b>50,080.32</b>	<b>61,204.26</b>	<b>85,836.00</b>	<b>85,836.00</b>	
<b>Category: 30 - Services</b>										
<a href="#">051-5-8201-31470</a>	Prof Svcs - Audit Services	0.00	794.00	618.00	648.56	557.56	648.00	995.00	995.00	
<b>Budget Detail</b>										
<b>Budget Code</b>	<b>Description</b>		<b>Units</b>	<b>Price</b>	<b>Amount</b>					
City Commission	Audit Fees based on allocation rate ( 2% )		0.00	0.00	995.00					
<a href="#">051-5-8201-33501</a>	Insurance-Property/Liability	0.00	3,411.68	0.00	0.00	0.00	0.00	0.00	0.00	
<b>Category: 30 - Services Total:</b>		<b>0.00</b>	<b>4,205.68</b>	<b>618.00</b>	<b>648.56</b>	<b>557.56</b>	<b>648.00</b>	<b>995.00</b>	<b>995.00</b>	
<b>Division: 8201 - Public Works-Capital Improvements Total:</b>		<b>6,308.00</b>	<b>84,000.76</b>	<b>80,027.00</b>	<b>79,966.56</b>	<b>50,637.88</b>	<b>61,852.26</b>	<b>86,831.00</b>	<b>86,831.00</b>	
<b>AcctType: 5 - Expense Total:</b>		<b>6,308.00</b>	<b>84,000.76</b>	<b>80,027.00</b>	<b>79,966.56</b>	<b>50,637.88</b>	<b>61,852.26</b>	<b>86,831.00</b>	<b>86,831.00</b>	
<b>Department : 820 - Public Works-Capital Improvements Total:</b>		<b>6,308.00</b>	<b>84,000.76</b>	<b>80,027.00</b>	<b>79,966.56</b>	<b>50,637.88</b>	<b>61,852.26</b>	<b>86,831.00</b>	<b>86,831.00</b>	
<b>Total Revenues</b>		<b>10,384,623.07</b>	<b>8,841,402.77</b>	<b>7,988,321.00</b>	<b>8,023,321.00</b>	<b>8,465,193.82</b>	<b>8,555,565.00</b>	<b>9,117,606.00</b>	<b>9,117,606.00</b>	
<b>Total Expenses</b>		<b>9,251,531.82</b>	<b>9,464,791.70</b>	<b>8,700,738.00</b>	<b>8,806,970.00</b>	<b>8,208,852.70</b>	<b>8,735,656.68</b>	<b>9,854,521.00</b>	<b>9,854,521.00</b>	
<b>Fund: 051 - UTILITY FUND Surplus (Deficit):</b>		<b>1,133,091.25</b>	<b>-623,388.93</b>	<b>-712,417.00</b>	<b>-783,649.00</b>	<b>256,341.12</b>	<b>-180,091.68</b>	<b>-736,915.00</b>	<b>-736,915.00</b>	
<b>Report Surplus (Deficit):</b>		<b>1,133,091.25</b>	<b>-623,388.93</b>	<b>-712,417.00</b>	<b>-783,649.00</b>	<b>256,341.12</b>	<b>-180,091.68</b>	<b>-736,915.00</b>	<b>-736,915.00</b>	



# FUND 054 – UF CAPITAL PROJECTS FUND SUMMARY



		<b>FY 18-19 Adopted Budget</b>
Revenues		\$1,398,000
Expenditures		706,000
Net Revenues over (under) Expenditures		<u>\$692,000</u>
 <b><u>Fund Balance</u></b>		
Beginning Fund Balance - (Unaudited)		\$58,049
Budgeted Revenues	\$ 2,000	
Budgeted Transfers In	<u>1,396,000</u>	
Total Revenues		1,398,000
 Budgeted Expenditures		 706,000
Estimated Ending Fund Balance 09/30/19		<u><u>\$750,049</u></u>

Utility Funds

For Fiscal: 10/2017-09/2018 Period Ending: 09/30/2018

					Defined Budgets					
					2018	2018	2019	2019		
					YTD Activity	Expected Annual	City Manager Proposed	City Commission Adopted		
					2018	2018	2019	2019		
					Total Activity	Total Activity	Original Budget	Total Budget (Amended)		
<b>Fund: 054 - UF CAPITAL PROJECTS</b>										
Department : 000 - Non-Departmental										
AcctType: 4 - Revenue										
Division: 0000 - Non-Departmental										
<a href="#">054-4-0000-75001</a>	Transfer From Fund 001		0.00	0.00	50,000.00	50,000.00	50,000.00	50,000.00	0.00	0.00
<a href="#">054-4-0000-75010</a>	Transfer From Fund 051		0.00	134,295.24	120,000.00	255,580.00	255,580.00	255,580.00	1,396,000.00	1,396,000.00
<b>Budget Detail</b>										
<b>Budget Code</b>	<b>Description</b>	<b>Units</b>	<b>Price</b>	<b>Amount</b>						
City Commission	Addtl funds - ground storage tank repair	0.00	0.00	-65,000.00						
City Commission	Annual maintenance items	0.00	0.00	-480,000.00						
City Commission	Clarifier	0.00	0.00	-750,000.00						
City Commission	Water Meters	0.00	0.00	-60,000.00						
City Commission	Water Well Rehab	0.00	0.00	-41,000.00						
<a href="#">054-4-0000-75025</a>	Transfer From Fund 025		0.00	0.00	90,000.00	90,000.00	90,000.00	90,000.00	0.00	0.00
<a href="#">054-4-0000-75096</a>	Transfer From Fund 096		0.00	0.00	0.00	120,000.00	120,000.00	120,000.00	0.00	0.00
<a href="#">054-4-0000-91503</a>	Interest Income		6,957.66	11,236.49	2,000.00	2,000.00	7,006.76	8,000.00	2,000.00	2,000.00
<b>Division: 0000 - Non-Departmental Total:</b>			<b>6,957.66</b>	<b>145,531.73</b>	<b>262,000.00</b>	<b>517,580.00</b>	<b>522,586.76</b>	<b>523,580.00</b>	<b>1,398,000.00</b>	<b>1,398,000.00</b>
<b>AcctType: 4 - Revenue Total:</b>			<b>6,957.66</b>	<b>145,531.73</b>	<b>262,000.00</b>	<b>517,580.00</b>	<b>522,586.76</b>	<b>523,580.00</b>	<b>1,398,000.00</b>	<b>1,398,000.00</b>
<b>Department : 000 - Non-Departmental Total:</b>			<b>6,957.66</b>	<b>145,531.73</b>	<b>262,000.00</b>	<b>517,580.00</b>	<b>522,586.76</b>	<b>523,580.00</b>	<b>1,398,000.00</b>	<b>1,398,000.00</b>
<b>Department : 600 - Water</b>										
AcctType: 5 - Expense										
Division: 6001 - Water Construction										
Category: 70 - Capital Outlay										
<a href="#">054-5-6001-71100</a>	Vehicle		0.00	0.00	0.00	0.00	0.00	0.00	0.00	0.00
<a href="#">054-5-6001-71200</a>	Machinery/Equipment		0.00	0.00	0.00	0.00	0.00	0.00	0.00	0.00
<a href="#">054-5-6001-71700</a>	Water Lines & Fixtures		0.00	0.00	0.00	0.00	0.00	0.00	57,720.00	57,720.00
<b>Budget Detail</b>										
<b>Budget Code</b>	<b>Description</b>	<b>Units</b>	<b>Price</b>	<b>Amount</b>						
City Commission	CIP-4" on Lott between 17th & 18th C.I. 400'	0.00	0.00	12,000.00						
City Commission	CIP-Replace 6" Line on W Yoakum from Armst	0.00	0.00	32,400.00						
City Commission	CIP-Replace 6" on Retama Dr. Cypher to Santa	0.00	0.00	13,320.00						
<b>Category: 70 - Capital Outlay Total:</b>			<b>0.00</b>	<b>0.00</b>	<b>0.00</b>	<b>0.00</b>	<b>0.00</b>	<b>0.00</b>	<b>57,720.00</b>	<b>57,720.00</b>
<b>Division: 6001 - Water Construction Total:</b>			<b>0.00</b>	<b>0.00</b>	<b>0.00</b>	<b>0.00</b>	<b>0.00</b>	<b>0.00</b>	<b>57,720.00</b>	<b>57,720.00</b>

Utility Funds

For Fiscal: 10/2017-09/2018 Period Ending: 09/30/2018

		2016	2017	2018	2018	Defined Budgets		2019	2019
		Total Activity	Total Activity	Original Budget	Total Budget (Amended)	2018 YTD Activity	2018 Expected Annual	City Manager Proposed	City Commission Adopted
<b>Division: 6002 - Water Production</b>									
<b>Category: 50 - Maintenance</b>									
<a href="#">054-5-6002-54300</a>	Utility Plant	0.00	853.42	0.00	1,550.00	1,549.60	1,550.00	166,000.00	166,000.00
<b>Budget Detail</b>									
<b>Budget Code</b>	<b>Description</b>	<b>Units</b>	<b>Price</b>	<b>Amount</b>					
City Commission	FY19 Ground Storage Tank Replacement #23	0.00	0.00	125,000.00					
City Commission	Water Well Rehab	0.00	0.00	41,000.00					
<b>Category: 50 - Maintenance Total:</b>		<b>0.00</b>	<b>853.42</b>	<b>0.00</b>	<b>1,550.00</b>	<b>1,549.60</b>	<b>1,550.00</b>	<b>166,000.00</b>	<b>166,000.00</b>
<b>Category: 70 - Capital Outlay</b>									
<a href="#">054-5-6002-71200</a>	Machinery/Equipment	0.00	0.00	0.00	0.00	0.00	0.00	0.00	0.00
<a href="#">054-5-6002-71205</a>	Equipment-SCADA etc	0.00	0.00	0.00	0.00	0.00	0.00	0.00	0.00
<a href="#">054-5-6002-72019</a>	Water Well #19	0.00	0.00	100,000.00	42,109.25	41,582.93	41,583.00	0.00	0.00
<a href="#">054-5-6002-72020</a>	Water Well #19 Pump House	0.00	0.00	231,438.00	160,301.27	160,301.27	160,302.00	0.00	0.00
<a href="#">054-5-6002-72100</a>	Utility Plant	0.00	0.00	0.00	0.00	0.00	0.00	152,300.00	152,300.00
<b>Budget Detail</b>									
<b>Budget Code</b>	<b>Description</b>	<b>Units</b>	<b>Price</b>	<b>Amount</b>					
City Commission	Ground Storage Tank Replacement #19	0.00	0.00	152,300.00					
<b>Category: 70 - Capital Outlay Total:</b>		<b>0.00</b>	<b>0.00</b>	<b>331,438.00</b>	<b>202,410.52</b>	<b>201,884.20</b>	<b>201,885.00</b>	<b>152,300.00</b>	<b>152,300.00</b>
<b>Category: 85 - Department Reductions</b>									
<a href="#">054-5-6002-85000</a>	Department Year End Reduction	0.00	0.00	0.00	18,450.00	0.00	0.00	0.00	0.00
<b>Category: 85 - Department Reductions Total:</b>		<b>0.00</b>	<b>0.00</b>	<b>0.00</b>	<b>18,450.00</b>	<b>0.00</b>	<b>0.00</b>	<b>0.00</b>	<b>0.00</b>
<b>Division: 6002 - Water Production Total:</b>		<b>0.00</b>	<b>853.42</b>	<b>331,438.00</b>	<b>222,410.52</b>	<b>203,433.80</b>	<b>203,435.00</b>	<b>318,300.00</b>	<b>318,300.00</b>
<b>AcctType: 5 - Expense Total:</b>		<b>0.00</b>	<b>853.42</b>	<b>331,438.00</b>	<b>222,410.52</b>	<b>203,433.80</b>	<b>203,435.00</b>	<b>376,020.00</b>	<b>376,020.00</b>
<b>Department : 600 - Water Total:</b>		<b>0.00</b>	<b>853.42</b>	<b>331,438.00</b>	<b>222,410.52</b>	<b>203,433.80</b>	<b>203,435.00</b>	<b>376,020.00</b>	<b>376,020.00</b>
<b>Department : 620 - Utility Billing</b>									
<b>AcctType: 5 - Expense</b>									
<b>Division: 6201 - Collections</b>									
<b>Category: 70 - Capital Outlay</b>									
<a href="#">054-5-6201-71300</a>	Building	0.00	0.00	821,806.00	1,145,386.00	1,145,228.47	1,145,386.00	0.00	0.00
<b>Category: 70 - Capital Outlay Total:</b>		<b>0.00</b>	<b>0.00</b>	<b>821,806.00</b>	<b>1,145,386.00</b>	<b>1,145,228.47</b>	<b>1,145,386.00</b>	<b>0.00</b>	<b>0.00</b>
<b>Division: 6201 - Collections Total:</b>		<b>0.00</b>	<b>0.00</b>	<b>821,806.00</b>	<b>1,145,386.00</b>	<b>1,145,228.47</b>	<b>1,145,386.00</b>	<b>0.00</b>	<b>0.00</b>
<b>Division: 6202 - Meter Readers</b>									
<b>Category: 20 - Supplies</b>									
<a href="#">054-5-6202-22600</a>	Computers & Associated Equip	0.00	0.00	0.00	0.00	0.00	0.00	0.00	0.00

Utility Funds

For Fiscal: 10/2017-09/2018 Period Ending: 09/30/2018

		2016		2017		2018		2018		Defined Budgets	
		Total Activity	Total Activity	Original Budget	Total Budget (Amended)	YTD Activity	2018 Expected Annual	2019 City Manager Proposed	2019 City Commission Adopted		
<a href="#">054-5-6202-22800</a>	Water Meters	0.00	18,000.00	65,000.00	107,726.60	99,202.81	96,322.00	60,000.00	60,000.00		
<b>Budget Detail</b>											
<b>Budget Code</b>	<b>Description</b>	<b>Units</b>	<b>Price</b>	<b>Amount</b>							
City Commission	Water Endpoints-covered at 75% warranty	0.00	0.00	60,000.00							
<b>Category: 20 - Supplies Total:</b>		<b>0.00</b>	<b>18,000.00</b>	<b>65,000.00</b>	<b>107,726.60</b>	<b>99,202.81</b>	<b>96,322.00</b>	<b>60,000.00</b>	<b>60,000.00</b>		
<b>Category: 70 - Capital Outlay</b>											
<a href="#">054-5-6202-71100</a>	Vehicle	0.00	0.00	0.00	0.00	0.00	0.00	0.00	0.00		
<b>Category: 70 - Capital Outlay Total:</b>		<b>0.00</b>	<b>0.00</b>	<b>0.00</b>	<b>0.00</b>	<b>0.00</b>	<b>0.00</b>	<b>0.00</b>	<b>0.00</b>		
<b>Division: 6202 - Meter Readers Total:</b>		<b>0.00</b>	<b>18,000.00</b>	<b>65,000.00</b>	<b>107,726.60</b>	<b>99,202.81</b>	<b>96,322.00</b>	<b>60,000.00</b>	<b>60,000.00</b>		
<b>AcctType: 5 - Expense Total:</b>		<b>0.00</b>	<b>18,000.00</b>	<b>886,806.00</b>	<b>1,253,112.60</b>	<b>1,244,431.28</b>	<b>1,241,708.00</b>	<b>60,000.00</b>	<b>60,000.00</b>		
<b>Department : 620 - Utility Billing Total:</b>		<b>0.00</b>	<b>18,000.00</b>	<b>886,806.00</b>	<b>1,253,112.60</b>	<b>1,244,431.28</b>	<b>1,241,708.00</b>	<b>60,000.00</b>	<b>60,000.00</b>		
<b>Department : 690 - Fund Expense/Transfer</b>											
<b>AcctType: 5 - Expense</b>											
<b>Division: 6900 - Fund Expense/Transfer</b>											
<b>Category: 80 - Transfers Out</b>											
<a href="#">054-5-6900-80051</a>	Transfer To Fund 051	144,100.00	0.00	0.00	0.00	0.00	0.00	0.00	0.00		
<b>Category: 80 - Transfers Out Total:</b>		<b>144,100.00</b>	<b>0.00</b>	<b>0.00</b>	<b>0.00</b>	<b>0.00</b>	<b>0.00</b>	<b>0.00</b>	<b>0.00</b>		
<b>Division: 6900 - Fund Expense/Transfer Total:</b>		<b>144,100.00</b>	<b>0.00</b>	<b>0.00</b>	<b>0.00</b>	<b>0.00</b>	<b>0.00</b>	<b>0.00</b>	<b>0.00</b>		
<b>AcctType: 5 - Expense Total:</b>		<b>144,100.00</b>	<b>0.00</b>	<b>0.00</b>	<b>0.00</b>	<b>0.00</b>	<b>0.00</b>	<b>0.00</b>	<b>0.00</b>		
<b>Department : 690 - Fund Expense/Transfer Total:</b>		<b>144,100.00</b>	<b>0.00</b>	<b>0.00</b>	<b>0.00</b>	<b>0.00</b>	<b>0.00</b>	<b>0.00</b>	<b>0.00</b>		
<b>Department : 700 - Waste Water</b>											
<b>AcctType: 5 - Expense</b>											
<b>Division: 7001 - North Plant</b>											
<b>Category: 20 - Supplies</b>											
<a href="#">054-5-7001-21700</a>	Minor Eq/Furniture	0.00	2,431.47	0.00	0.00	0.00	0.00	0.00	0.00		
<b>Category: 20 - Supplies Total:</b>		<b>0.00</b>	<b>2,431.47</b>	<b>0.00</b>	<b>0.00</b>	<b>0.00</b>	<b>0.00</b>	<b>0.00</b>	<b>0.00</b>		
<b>Category: 30 - Services</b>											
<a href="#">054-5-7001-31400</a>	Professional Services	0.00	0.00	0.00	0.00	0.00	0.00	0.00	0.00		
<b>Category: 30 - Services Total:</b>		<b>0.00</b>	<b>0.00</b>	<b>0.00</b>	<b>0.00</b>	<b>0.00</b>	<b>0.00</b>	<b>0.00</b>	<b>0.00</b>		
<b>Category: 70 - Capital Outlay</b>											
<a href="#">054-5-7001-71200</a>	Machinery/Equipment	0.00	0.00	0.00	0.00	0.00	0.00	0.00	0.00		
<a href="#">054-5-7001-71300</a>	Building	0.00	0.00	0.00	0.00	0.00	0.00	0.00	0.00		

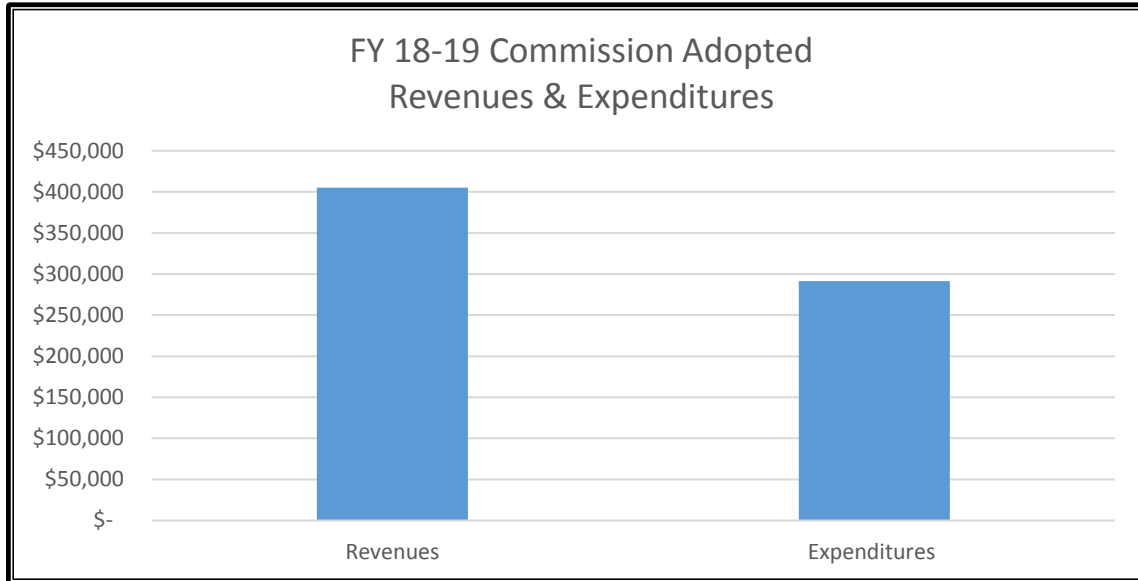
Utility Funds

For Fiscal: 10/2017-09/2018 Period Ending: 09/30/2018

						Defined Budgets			
		2016	2017	2018	2018	2018	2018	2019	2019
		Total Activity	Total Activity	Original Budget	Total Budget (Amended)	YTD Activity	Expected Annual	City Manager Proposed	City Commission Adopted
<a href="#">054-5-7001-72100</a>	Utility Plant	0.00	0.00	0.00	0.00	0.00	0.00	0.00	0.00
<b>Category: 70 - Capital Outlay Total:</b>		<b>0.00</b>	<b>0.00</b>	<b>0.00</b>	<b>0.00</b>	<b>0.00</b>	<b>0.00</b>	<b>0.00</b>	<b>0.00</b>
<b>Division: 7001 - North Plant Total:</b>		<b>0.00</b>	<b>2,431.47</b>	<b>0.00</b>	<b>0.00</b>	<b>0.00</b>	<b>0.00</b>	<b>0.00</b>	<b>0.00</b>
<b>Division: 7002 - South Plant</b>									
<b>Category: 70 - Capital Outlay</b>									
<a href="#">054-5-7002-72100</a>	Utility Plant	0.00	0.00	0.00	0.00	0.00	0.00	269,980.00	269,980.00
<b>Budget Detail</b>									
<b>Budget Code</b>	<b>Description</b>	<b>Units</b>	<b>Price</b>	<b>Amount</b>					
City Commission	(2) Stainless Steel Isolation Gates	0.00	0.00	100,000.00					
City Commission	CIP-South Plant Effluent Line (Second Clarifier)	0.00	0.00	160,746.00					
City Commission	Polyblen Polymer Feed Unit	0.00	0.00	9,234.00					
<b>Category: 70 - Capital Outlay Total:</b>		<b>0.00</b>	<b>0.00</b>	<b>0.00</b>	<b>0.00</b>	<b>0.00</b>	<b>0.00</b>	<b>269,980.00</b>	<b>269,980.00</b>
<b>Division: 7002 - South Plant Total:</b>		<b>0.00</b>	<b>0.00</b>	<b>0.00</b>	<b>0.00</b>	<b>0.00</b>	<b>0.00</b>	<b>269,980.00</b>	<b>269,980.00</b>
<b>Division: 7003 - Sewer Construction</b>									
<b>Category: 30 - Services</b>									
<a href="#">054-5-7003-31400</a>	Professional Services	0.00	0.00	0.00	0.00	0.00	0.00	0.00	0.00
<b>Category: 30 - Services Total:</b>		<b>0.00</b>	<b>0.00</b>	<b>0.00</b>	<b>0.00</b>	<b>0.00</b>	<b>0.00</b>	<b>0.00</b>	<b>0.00</b>
<b>Category: 50 - Maintenance</b>									
<a href="#">054-5-7003-54300</a>	Utility Plant	19.23	0.00	0.00	0.00	0.00	0.00	0.00	0.00
<a href="#">054-5-7003-59100</a>	Grounds & Perm Fixtures	0.00	0.00	0.00	0.00	0.00	0.00	0.00	0.00
<b>Category: 50 - Maintenance Total:</b>		<b>19.23</b>	<b>0.00</b>	<b>0.00</b>	<b>0.00</b>	<b>0.00</b>	<b>0.00</b>	<b>0.00</b>	<b>0.00</b>
<b>Category: 70 - Capital Outlay</b>									
<a href="#">054-5-7003-71200</a>	Machinery/Equipment	0.00	0.00	0.00	0.00	0.00	0.00	0.00	0.00
<a href="#">054-5-7003-71700</a>	Utility Plant - Cap Proj	0.00	0.00	0.00	0.00	0.00	0.00	0.00	0.00
<b>Category: 70 - Capital Outlay Total:</b>		<b>0.00</b>	<b>0.00</b>	<b>0.00</b>	<b>0.00</b>	<b>0.00</b>	<b>0.00</b>	<b>0.00</b>	<b>0.00</b>
<b>Division: 7003 - Sewer Construction Total:</b>		<b>19.23</b>	<b>0.00</b>	<b>0.00</b>	<b>0.00</b>	<b>0.00</b>	<b>0.00</b>	<b>0.00</b>	<b>0.00</b>
<b>AcctType: 5 - Expense Total:</b>		<b>19.23</b>	<b>2,431.47</b>	<b>0.00</b>	<b>0.00</b>	<b>0.00</b>	<b>0.00</b>	<b>269,980.00</b>	<b>269,980.00</b>
<b>Department : 700 - Waste Water Total:</b>		<b>19.23</b>	<b>2,431.47</b>	<b>0.00</b>	<b>0.00</b>	<b>0.00</b>	<b>0.00</b>	<b>269,980.00</b>	<b>269,980.00</b>
<b>Total Revenues</b>		<b>6,957.66</b>	<b>145,531.73</b>	<b>262,000.00</b>	<b>517,580.00</b>	<b>522,586.76</b>	<b>523,580.00</b>	<b>1,398,000.00</b>	<b>1,398,000.00</b>
<b>Total Expenses</b>		<b>144,119.23</b>	<b>21,284.89</b>	<b>1,218,244.00</b>	<b>1,475,523.12</b>	<b>1,447,865.08</b>	<b>1,445,143.00</b>	<b>706,000.00</b>	<b>706,000.00</b>
<b>Fund: 054 - UF CAPITAL PROJECTS Surplus (Deficit):</b>		<b>-137,161.57</b>	<b>124,246.84</b>	<b>-956,244.00</b>	<b>-957,943.12</b>	<b>-925,278.32</b>	<b>-921,563.00</b>	<b>692,000.00</b>	<b>692,000.00</b>



# FUND 055 – UF STORM WATER DRAINAGE CAP PROJECTS FUND SUMMARY



	<b>FY 18-19 Adopted Budget</b>
Revenues	\$405,000
Expenditures	291,550
Net Revenues over (under) Expenditures	<u>\$113,450</u>
 <b><u>Fund Balance</u></b>	
Beginning Fund Balance - (Unaudited)	\$7,248
Budgeted Revenues	405,000
Budgeted Expenditures	\$ 1,100
Budgeted Transfers Out	<u>290,450</u>
Total Expenditures	<u>291,550</u>
Estimated Ending Fund Balance 09/30/19	<u><u>\$120,698</u></u>

Utility Funds

For Fiscal: 10/2017-09/2018 Period Ending: 09/30/2018

		2016	2017	2018	2018	Defined Budgets		2019	2019
		Total Activity	Total Activity	Original Budget	Total Budget (Amended)	2018 YTD Activity	2018 Expected Annual	City Manager Proposed	City Commission Adopted
<b>Fund: 055 - STORMWATER DRAIN CAP PROJ</b>									
<b>Department : 000 - Non-Departmental</b>									
<b>AcctType: 4 - Revenue</b>									
<b>Division: 0000 - Non-Departmental</b>									
<a href="#">055-4-0000-99000</a>	Miscellaneous	0.00	-1.25	0.00	0.00	0.00	0.00	0.00	0.00
<b>Division: 0000 - Non-Departmental Total:</b>		<b>0.00</b>	<b>-1.25</b>	<b>0.00</b>	<b>0.00</b>	<b>0.00</b>	<b>0.00</b>	<b>0.00</b>	<b>0.00</b>
<b>AcctType: 4 - Revenue Total:</b>		<b>0.00</b>	<b>-1.25</b>	<b>0.00</b>	<b>0.00</b>	<b>0.00</b>	<b>0.00</b>	<b>0.00</b>	<b>0.00</b>
<b>Department : 000 - Non-Departmental Total:</b>		<b>0.00</b>	<b>-1.25</b>	<b>0.00</b>	<b>0.00</b>	<b>0.00</b>	<b>0.00</b>	<b>0.00</b>	<b>0.00</b>
<b>Department : 690 - Fund Expense/Transfer</b>									
<b>AcctType: 5 - Expense</b>									
<b>Division: 6900 - Fund Expense/Transfer</b>									
<b>Category: 80 - Transfers Out</b>									
<a href="#">055-5-6900-80001</a>	Transfer To Fund 001	0.00	0.00	95,220.00	95,220.00	95,220.00	95,220.00	0.00	0.00
<a href="#">055-5-6900-80012</a>	Transfer To Fund 012	291,850.00	293,150.00	294,100.00	294,100.00	294,100.00	294,100.00	290,450.00	290,450.00
<b>Budget Detail</b>									
<b>Budget Code</b>	<b>Description</b>	<b>Units</b>	<b>Price</b>	<b>Amount</b>					
City Commission	CO Series 2013 - \$5,230,000	0.00	0.00	290,450.00					
<b>Category: 80 - Transfers Out Total:</b>		<b>291,850.00</b>	<b>293,150.00</b>	<b>389,320.00</b>	<b>389,320.00</b>	<b>389,320.00</b>	<b>389,320.00</b>	<b>290,450.00</b>	<b>290,450.00</b>
<b>Division: 6900 - Fund Expense/Transfer Total:</b>		<b>291,850.00</b>	<b>293,150.00</b>	<b>389,320.00</b>	<b>389,320.00</b>	<b>389,320.00</b>	<b>389,320.00</b>	<b>290,450.00</b>	<b>290,450.00</b>
<b>AcctType: 5 - Expense Total:</b>		<b>291,850.00</b>	<b>293,150.00</b>	<b>389,320.00</b>	<b>389,320.00</b>	<b>389,320.00</b>	<b>389,320.00</b>	<b>290,450.00</b>	<b>290,450.00</b>
<b>Department : 690 - Fund Expense/Transfer Total:</b>		<b>291,850.00</b>	<b>293,150.00</b>	<b>389,320.00</b>	<b>389,320.00</b>	<b>389,320.00</b>	<b>389,320.00</b>	<b>290,450.00</b>	<b>290,450.00</b>
<b>Department : 860 - Stormwater</b>									
<b>AcctType: 4 - Revenue</b>									
<b>Division: 8600 - Stormwater</b>									
<a href="#">055-4-8600-83100</a>	Storm Water Sales	226,085.34	227,449.19	405,000.00	405,000.00	304,668.82	300,000.00	405,000.00	405,000.00
<b>Division: 8600 - Stormwater Total:</b>		<b>226,085.34</b>	<b>227,449.19</b>	<b>405,000.00</b>	<b>405,000.00</b>	<b>304,668.82</b>	<b>300,000.00</b>	<b>405,000.00</b>	<b>405,000.00</b>
<b>AcctType: 4 - Revenue Total:</b>		<b>226,085.34</b>	<b>227,449.19</b>	<b>405,000.00</b>	<b>405,000.00</b>	<b>304,668.82</b>	<b>300,000.00</b>	<b>405,000.00</b>	<b>405,000.00</b>
<b>AcctType: 5 - Expense</b>									
<b>Division: 8600 - Stormwater</b>									
<b>Category: 30 - Services</b>									
<a href="#">055-5-8600-31400</a>	Professional Services	0.00	0.00	0.00	0.00	0.00	0.00	0.00	0.00
<b>Category: 30 - Services Total:</b>		<b>0.00</b>	<b>0.00</b>	<b>0.00</b>	<b>0.00</b>	<b>0.00</b>	<b>0.00</b>	<b>0.00</b>	<b>0.00</b>



Utility Funds

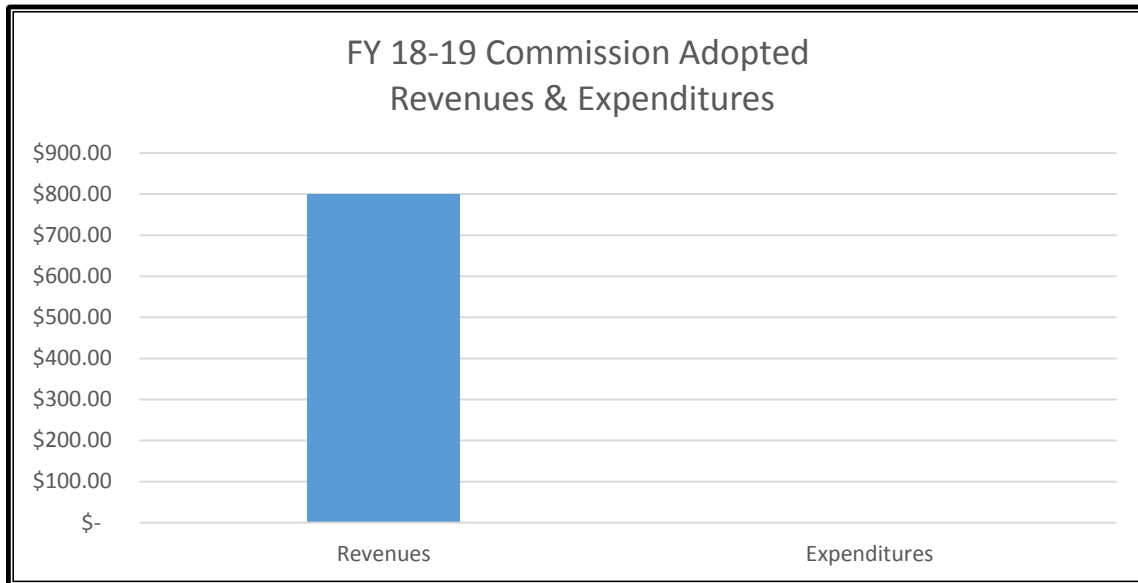
For Fiscal: 10/2017-09/2018 Period Ending: 09/30/2018

	2016 Total Activity	2017 Total Activity	2018 Original Budget	2018 Total Budget (Amended)	2018 YTD Activity	Defined Budgets		2019 City Manager Proposed	2019 City Commission Adopted
						2018 Expected Annual			
<b>Category: 95 - Prior Yr Adjustments</b>									
<a href="#">055-5-8600-95000</a> Bad Debt	252.62	269.91	1,100.00	1,100.00	0.00	1,100.00		1,100.00	1,100.00
<b>Category: 95 - Prior Yr Adjustments Total:</b>	<b>252.62</b>	<b>269.91</b>	<b>1,100.00</b>	<b>1,100.00</b>	<b>0.00</b>	<b>1,100.00</b>		<b>1,100.00</b>	<b>1,100.00</b>
<b>Division: 8600 - Stormwater Total:</b>	<b>252.62</b>	<b>269.91</b>	<b>1,100.00</b>	<b>1,100.00</b>	<b>0.00</b>	<b>1,100.00</b>		<b>1,100.00</b>	<b>1,100.00</b>
<b>AcctType: 5 - Expense Total:</b>	<b>252.62</b>	<b>269.91</b>	<b>1,100.00</b>	<b>1,100.00</b>	<b>0.00</b>	<b>1,100.00</b>		<b>1,100.00</b>	<b>1,100.00</b>
<b>Department : 860 - Stormwater Surplus (Deficit):</b>	<b>225,832.72</b>	<b>227,179.28</b>	<b>403,900.00</b>	<b>403,900.00</b>	<b>304,668.82</b>	<b>298,900.00</b>		<b>403,900.00</b>	<b>403,900.00</b>
<b>Total Revenues</b>	<b>226,085.34</b>	<b>227,447.94</b>	<b>405,000.00</b>	<b>405,000.00</b>	<b>304,668.82</b>	<b>300,000.00</b>		<b>405,000.00</b>	<b>405,000.00</b>
<b>Total Expenses</b>	<b>292,102.62</b>	<b>293,419.91</b>	<b>390,420.00</b>	<b>390,420.00</b>	<b>389,320.00</b>	<b>390,420.00</b>		<b>291,550.00</b>	<b>291,550.00</b>
<b>Fund: 055 - STORMWATER DRAIN CAP PROJ Surplus (Deficit):</b>	<b>-66,017.28</b>	<b>-65,971.97</b>	<b>14,580.00</b>	<b>14,580.00</b>	<b>-84,651.18</b>	<b>-90,420.00</b>		<b>113,450.00</b>	<b>113,450.00</b>



# FUND 062 – CO SERIES 2005

## FUND SUMMARY



	<b>FY 18-19 Adopted Budget</b>
Revenues	\$800
Expenditures	0
Net Revenues over (under) Expenditures	<u>\$800</u>
 <b><u>Fund Balance</u></b>	
Beginning Fund Balance - (Unaudited)	\$49,683
Budgeted Revenues	800
Budgeted Expenditures	0
Estimated Ending Fund Balance 09/30/19	<u>\$50,483</u>

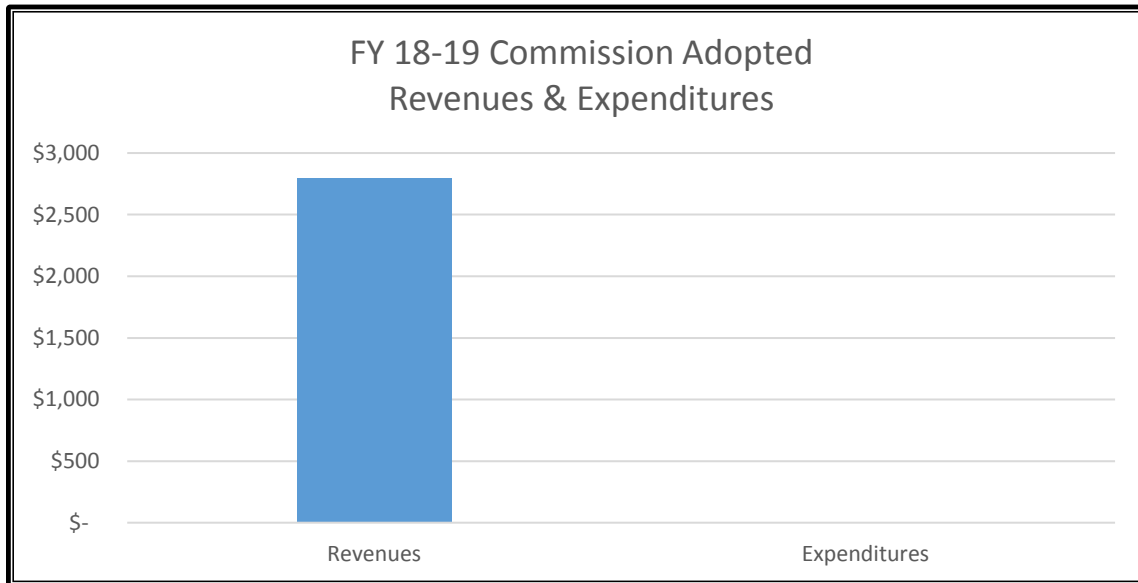
Utility Funds

For Fiscal: 10/2017-09/2018 Period Ending: 09/30/2018

						Defined Budgets			
		2016	2017	2018	2018	2018	2018	2019	2019
		Total Activity	Total Activity	Original Budget	Total Budget (Amended)	YTD Activity	Expected Annual	City Manager Proposed	City Commission Adopted
<b>Fund: 062 - CO SERIES 2005 - UTILITY</b>									
<b>Department : 000 - Non-Departmental</b>									
<b>AcctType: 4 - Revenue</b>									
<b>Division: 0000 - Non-Departmental</b>									
<a href="#">062-4-0000-91502</a>	Interest Earned-TX Class	548.65	721.28	0.00	0.00	802.69	836.00	800.00	800.00
<b>Division: 0000 - Non-Departmental Total:</b>		<b>548.65</b>	<b>721.28</b>	<b>0.00</b>	<b>0.00</b>	<b>802.69</b>	<b>836.00</b>	<b>800.00</b>	<b>800.00</b>
<b>AcctType: 4 - Revenue Total:</b>		<b>548.65</b>	<b>721.28</b>	<b>0.00</b>	<b>0.00</b>	<b>802.69</b>	<b>836.00</b>	<b>800.00</b>	<b>800.00</b>
<b>Department : 000 - Non-Departmental Total:</b>		<b>548.65</b>	<b>721.28</b>	<b>0.00</b>	<b>0.00</b>	<b>802.69</b>	<b>836.00</b>	<b>800.00</b>	<b>800.00</b>
<b>Department : 690 - Fund Expense/Transfer</b>									
<b>AcctType: 5 - Expense</b>									
<b>Division: 6900 - Fund Expense/Transfer</b>									
<b>Category: 80 - Transfers Out</b>									
<a href="#">062-5-6900-80066</a>	Transfer To Fund 066	0.00	0.00	0.00	0.00	0.00	0.00	0.00	0.00
<b>Category: 80 - Transfers Out Total:</b>		<b>0.00</b>	<b>0.00</b>	<b>0.00</b>	<b>0.00</b>	<b>0.00</b>	<b>0.00</b>	<b>0.00</b>	<b>0.00</b>
<b>Division: 6900 - Fund Expense/Transfer Total:</b>		<b>0.00</b>	<b>0.00</b>	<b>0.00</b>	<b>0.00</b>	<b>0.00</b>	<b>0.00</b>	<b>0.00</b>	<b>0.00</b>
<b>AcctType: 5 - Expense Total:</b>		<b>0.00</b>	<b>0.00</b>	<b>0.00</b>	<b>0.00</b>	<b>0.00</b>	<b>0.00</b>	<b>0.00</b>	<b>0.00</b>
<b>Department : 690 - Fund Expense/Transfer Total:</b>		<b>0.00</b>	<b>0.00</b>	<b>0.00</b>	<b>0.00</b>	<b>0.00</b>	<b>0.00</b>	<b>0.00</b>	<b>0.00</b>
<b>Department : 700 - Waste Water</b>									
<b>AcctType: 5 - Expense</b>									
<b>Division: 7001 - North Plant</b>									
<b>Category: 50 - Maintenance</b>									
<a href="#">062-5-7001-54300</a>	Utility Plant	0.00	0.00	0.00	0.00	0.00	0.00	0.00	0.00
<b>Category: 50 - Maintenance Total:</b>		<b>0.00</b>	<b>0.00</b>	<b>0.00</b>	<b>0.00</b>	<b>0.00</b>	<b>0.00</b>	<b>0.00</b>	<b>0.00</b>
<b>Division: 7001 - North Plant Total:</b>		<b>0.00</b>	<b>0.00</b>	<b>0.00</b>	<b>0.00</b>	<b>0.00</b>	<b>0.00</b>	<b>0.00</b>	<b>0.00</b>
<b>Division: 7003 - Sewer Construction</b>									
<b>Category: 50 - Maintenance</b>									
<a href="#">062-5-7003-55104</a>	Sewer Lines & Manholes	121.50	60,125.02	0.00	0.00	0.00	0.00	0.00	0.00
<b>Category: 50 - Maintenance Total:</b>		<b>121.50</b>	<b>60,125.02</b>	<b>0.00</b>	<b>0.00</b>	<b>0.00</b>	<b>0.00</b>	<b>0.00</b>	<b>0.00</b>
<b>Division: 7003 - Sewer Construction Total:</b>		<b>121.50</b>	<b>60,125.02</b>	<b>0.00</b>	<b>0.00</b>	<b>0.00</b>	<b>0.00</b>	<b>0.00</b>	<b>0.00</b>
<b>AcctType: 5 - Expense Total:</b>		<b>121.50</b>	<b>60,125.02</b>	<b>0.00</b>	<b>0.00</b>	<b>0.00</b>	<b>0.00</b>	<b>0.00</b>	<b>0.00</b>
<b>Department : 700 - Waste Water Total:</b>		<b>121.50</b>	<b>60,125.02</b>	<b>0.00</b>	<b>0.00</b>	<b>0.00</b>	<b>0.00</b>	<b>0.00</b>	<b>0.00</b>
<b>Total Revenues</b>		<b>548.65</b>	<b>721.28</b>	<b>0.00</b>	<b>0.00</b>	<b>802.69</b>	<b>836.00</b>	<b>800.00</b>	<b>800.00</b>
<b>Total Expenses</b>		<b>121.50</b>	<b>60,125.02</b>	<b>0.00</b>	<b>0.00</b>	<b>0.00</b>	<b>0.00</b>	<b>0.00</b>	<b>0.00</b>
<b>Fund: 062 - CO SERIES 2005 - UTILITY Surplus (Deficit):</b>		<b>427.15</b>	<b>-59,403.74</b>	<b>0.00</b>	<b>0.00</b>	<b>802.69</b>	<b>836.00</b>	<b>800.00</b>	<b>800.00</b>

# FUND 066 – CO SERIES 2011

## FUND SUMMARY



	<b>FY 18-19 Adopted Budget</b>
Revenues	\$2,800
Expenditures	0
Net Revenues over (under) Expenditures	<u>\$2,800</u>
 <b><u>Fund Balance</u></b>	
Beginning Fund Balance - (Unaudited)	\$295,060
Budgeted Revenues	2,800
Budgeted Expenditures	0
Estimated Ending Fund Balance 09/30/19	<u>\$297,860</u>

Utility Funds

For Fiscal: 10/2017-09/2018 Period Ending: 09/30/2018

		2016	2017	2018	2018	2018	Defined Budgets		
		Total Activity	Total Activity	Original Budget	Total Budget (Amended)	YTD Activity	2018 Expected Annual	2019 City Manager Proposed	2019 City Commission Adopted
<b>Fund: 066 - CO SERIES 2011- UTILITY</b>									
<b>Department : 000 - Non-Departmental</b>									
<b>AcctType: 4 - Revenue</b>									
<b>Division: 0000 - Non-Departmental</b>									
<a href="#">066-4-0000-75035</a>	Transfer From Fund 035	0.00	0.00	0.00	0.00	0.00	0.00	0.00	0.00
<a href="#">066-4-0000-75062</a>	Transfer From Fund 062	0.00	0.00	0.00	0.00	0.00	0.00	0.00	0.00
<a href="#">066-4-0000-91501</a>	Interest Earned-TX Class CO 2011..	6,975.19	4,963.35	2,600.00	2,600.00	0.00	0.00	0.00	0.00
<a href="#">066-4-0000-91520</a>	Interest Earned-Investment	0.00	2,858.54	0.00	0.00	3,049.51	2,816.00	2,800.00	2,800.00
<b>Division: 0000 - Non-Departmental Total:</b>		<b>6,975.19</b>	<b>7,821.89</b>	<b>2,600.00</b>	<b>2,600.00</b>	<b>3,049.51</b>	<b>2,816.00</b>	<b>2,800.00</b>	<b>2,800.00</b>
<b>AcctType: 4 - Revenue Total:</b>		<b>6,975.19</b>	<b>7,821.89</b>	<b>2,600.00</b>	<b>2,600.00</b>	<b>3,049.51</b>	<b>2,816.00</b>	<b>2,800.00</b>	<b>2,800.00</b>
<b>Department : 000 - Non-Departmental Total:</b>		<b>6,975.19</b>	<b>7,821.89</b>	<b>2,600.00</b>	<b>2,600.00</b>	<b>3,049.51</b>	<b>2,816.00</b>	<b>2,800.00</b>	<b>2,800.00</b>
<b>Department : 600 - Water</b>									
<b>AcctType: 5 - Expense</b>									
<b>Division: 6001 - Water Construction</b>									
<b>Category: 20 - Supplies</b>									
<a href="#">066-5-6001-21700</a>	Minor Eq/Furniture	0.00	531.98	0.00	0.00	0.00	0.00	0.00	0.00
<b>Category: 20 - Supplies Total:</b>		<b>0.00</b>	<b>531.98</b>	<b>0.00</b>	<b>0.00</b>	<b>0.00</b>	<b>0.00</b>	<b>0.00</b>	<b>0.00</b>
<b>Category: 50 - Maintenance</b>									
<a href="#">066-5-6001-54100</a>	Water Line	0.00	192.37	0.00	0.00	0.00	0.00	0.00	0.00
<b>Category: 50 - Maintenance Total:</b>		<b>0.00</b>	<b>192.37</b>	<b>0.00</b>	<b>0.00</b>	<b>0.00</b>	<b>0.00</b>	<b>0.00</b>	<b>0.00</b>
<b>Category: 70 - Capital Outlay</b>									
<a href="#">066-5-6001-71200</a>	Machinery/Equipment	0.00	0.00	0.00	0.00	0.00	0.00	0.00	0.00
<a href="#">066-5-6001-71700</a>	Water Line	0.00	0.00	0.00	0.00	0.00	0.00	0.00	0.00
<b>Category: 70 - Capital Outlay Total:</b>		<b>0.00</b>	<b>0.00</b>	<b>0.00</b>	<b>0.00</b>	<b>0.00</b>	<b>0.00</b>	<b>0.00</b>	<b>0.00</b>
<b>Division: 6001 - Water Construction Total:</b>		<b>0.00</b>	<b>724.35</b>	<b>0.00</b>	<b>0.00</b>	<b>0.00</b>	<b>0.00</b>	<b>0.00</b>	<b>0.00</b>
<b>Division: 6002 - Water Production</b>									
<b>Category: 70 - Capital Outlay</b>									
<a href="#">066-5-6002-71200</a>	Machinery/Equipment	0.00	0.00	0.00	0.00	0.00	0.00	0.00	0.00
<a href="#">066-5-6002-71402</a>	Land for New Water Well	0.00	0.00	0.00	0.00	0.00	0.00	0.00	0.00
<a href="#">066-5-6002-71900</a>	Water Towers	0.00	0.00	0.00	0.00	0.00	0.00	0.00	0.00

Utility Funds

For Fiscal: 10/2017-09/2018 Period Ending: 09/30/2018

		Defined Budgets								
		2016	2017	2018	2018	2018	2018	2019	2019	
		Total Activity	Total Activity	Original Budget	Total Budget (Amended)	YTD Activity	Expected Annual	City Manager Proposed	City Commission Adopted	
<a href="#">066-5-6002-72025</a>	Water Well #25	0.00	0.00	95,580.00	0.00	0.00	0.00	0.00	0.00	
<b>Category: 70 - Capital Outlay Total:</b>		<b>0.00</b>	<b>0.00</b>	<b>95,580.00</b>	<b>0.00</b>	<b>0.00</b>	<b>0.00</b>	<b>0.00</b>	<b>0.00</b>	
<b>Division: 6002 - Water Production Total:</b>		<b>0.00</b>	<b>0.00</b>	<b>95,580.00</b>	<b>0.00</b>	<b>0.00</b>	<b>0.00</b>	<b>0.00</b>	<b>0.00</b>	
<b>AcctType: 5 - Expense Total:</b>		<b>0.00</b>	<b>724.35</b>	<b>95,580.00</b>	<b>0.00</b>	<b>0.00</b>	<b>0.00</b>	<b>0.00</b>	<b>0.00</b>	
<b>Department : 600 - Water Total:</b>		<b>0.00</b>	<b>724.35</b>	<b>95,580.00</b>	<b>0.00</b>	<b>0.00</b>	<b>0.00</b>	<b>0.00</b>	<b>0.00</b>	
<b>Department : 620 - Utility Billing</b>										
<b>AcctType: 5 - Expense</b>										
<b>Division: 6201 - Collections</b>										
<b>Category: 30 - Services</b>										
<a href="#">066-5-6201-31410</a>	ProfSrv-Software/Incode Mnt	0.00	14,466.93	0.00	0.00	0.00	0.00	0.00	0.00	
<b>Category: 30 - Services Total:</b>		<b>0.00</b>	<b>14,466.93</b>	<b>0.00</b>	<b>0.00</b>	<b>0.00</b>	<b>0.00</b>	<b>0.00</b>	<b>0.00</b>	
<b>Division: 6201 - Collections Total:</b>		<b>0.00</b>	<b>14,466.93</b>	<b>0.00</b>	<b>0.00</b>	<b>0.00</b>	<b>0.00</b>	<b>0.00</b>	<b>0.00</b>	
<b>Division: 6202 - Meter Readers</b>										
<b>Category: 20 - Supplies</b>										
<a href="#">066-5-6202-22800</a>	Water Meters	0.00	45,340.11	0.00	0.00	0.00	0.00	0.00	0.00	
<b>Category: 20 - Supplies Total:</b>		<b>0.00</b>	<b>45,340.11</b>	<b>0.00</b>	<b>0.00</b>	<b>0.00</b>	<b>0.00</b>	<b>0.00</b>	<b>0.00</b>	
<b>Category: 70 - Capital Outlay</b>										
<a href="#">066-5-6202-71100</a>	Vehicle	0.00	0.00	0.00	0.00	0.00	0.00	0.00	0.00	
<b>Category: 70 - Capital Outlay Total:</b>		<b>0.00</b>	<b>0.00</b>	<b>0.00</b>	<b>0.00</b>	<b>0.00</b>	<b>0.00</b>	<b>0.00</b>	<b>0.00</b>	
<b>Division: 6202 - Meter Readers Total:</b>		<b>0.00</b>	<b>45,340.11</b>	<b>0.00</b>	<b>0.00</b>	<b>0.00</b>	<b>0.00</b>	<b>0.00</b>	<b>0.00</b>	
<b>AcctType: 5 - Expense Total:</b>		<b>0.00</b>	<b>59,807.04</b>	<b>0.00</b>	<b>0.00</b>	<b>0.00</b>	<b>0.00</b>	<b>0.00</b>	<b>0.00</b>	
<b>Department : 620 - Utility Billing Total:</b>		<b>0.00</b>	<b>59,807.04</b>	<b>0.00</b>	<b>0.00</b>	<b>0.00</b>	<b>0.00</b>	<b>0.00</b>	<b>0.00</b>	
<b>Department : 690 - Fund Expense/Transfer</b>										
<b>AcctType: 5 - Expense</b>										
<b>Division: 6900 - Fund Expense/Transfer</b>										
<b>Category: 80 - Transfers Out</b>										
<a href="#">066-5-6900-80033</a>	Transfer To Fund 033	0.00	280,000.00	0.00	0.00	0.00	0.00	0.00	0.00	
<a href="#">066-5-6900-80051</a>	Transfer to Fund 51	2,021,252.00	95,628.05	0.00	0.00	0.00	0.00	0.00	0.00	
<a href="#">066-5-6900-80054</a>	Transfer to Fund 054	0.00	0.00	0.00	0.00	0.00	0.00	0.00	0.00	
<b>Category: 80 - Transfers Out Total:</b>		<b>2,021,252.00</b>	<b>375,628.05</b>	<b>0.00</b>	<b>0.00</b>	<b>0.00</b>	<b>0.00</b>	<b>0.00</b>	<b>0.00</b>	
<b>Division: 6900 - Fund Expense/Transfer Total:</b>		<b>2,021,252.00</b>	<b>375,628.05</b>	<b>0.00</b>	<b>0.00</b>	<b>0.00</b>	<b>0.00</b>	<b>0.00</b>	<b>0.00</b>	
<b>AcctType: 5 - Expense Total:</b>		<b>2,021,252.00</b>	<b>375,628.05</b>	<b>0.00</b>	<b>0.00</b>	<b>0.00</b>	<b>0.00</b>	<b>0.00</b>	<b>0.00</b>	
<b>Department : 690 - Fund Expense/Transfer Total:</b>		<b>2,021,252.00</b>	<b>375,628.05</b>	<b>0.00</b>	<b>0.00</b>	<b>0.00</b>	<b>0.00</b>	<b>0.00</b>	<b>0.00</b>	

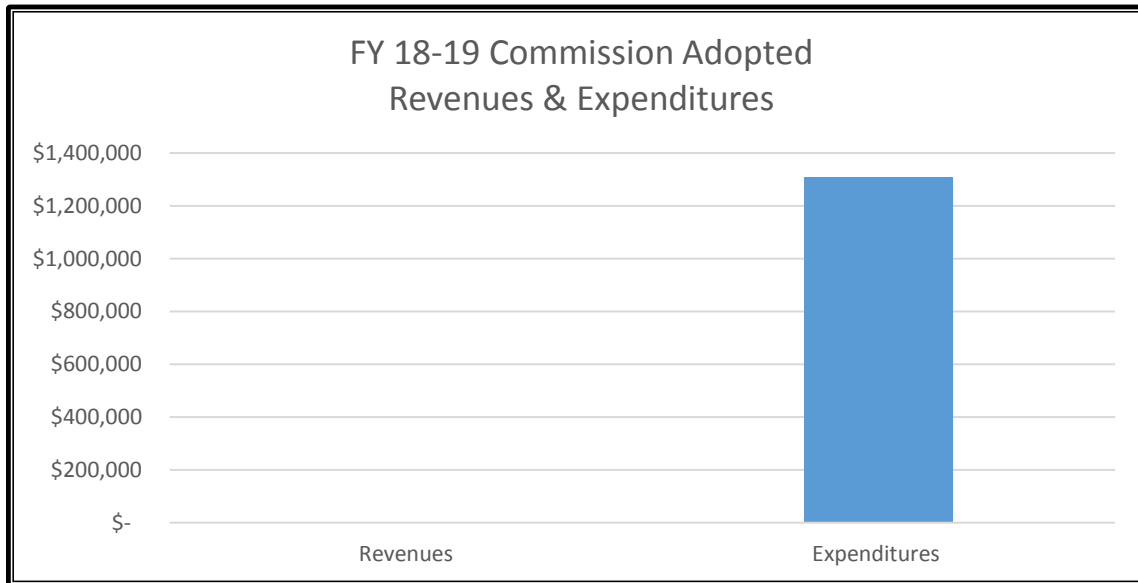
Utility Funds

For Fiscal: 10/2017-09/2018 Period Ending: 09/30/2018

		2016	2017	2018	2018	Defined Budgets		2019	2019
		Total Activity	Total Activity	Original Budget	Total Budget (Amended)	2018 YTD Activity	2018 Expected Annual	City Manager Proposed	City Commission Adopted
Department : 700 - Waste Water AcctType: 5 - Expense Division: 7002 - South Plant Category: 30 - Services									
<a href="#">066-5-7002-31400</a>	Professional Services	0.00	10,177.61	0.00	0.00	0.00	0.00	0.00	0.00
	<b>Category: 30 - Services Total:</b>	<b>0.00</b>	<b>10,177.61</b>	<b>0.00</b>	<b>0.00</b>	<b>0.00</b>	<b>0.00</b>	<b>0.00</b>	<b>0.00</b>
	<b>Division: 7002 - South Plant Total:</b>	<b>0.00</b>	<b>10,177.61</b>	<b>0.00</b>	<b>0.00</b>	<b>0.00</b>	<b>0.00</b>	<b>0.00</b>	<b>0.00</b>
Division: 7003 - Sewer Construction Category: 50 - Maintenance									
<a href="#">066-5-7003-54300</a>	Utility Plant	0.00	41,085.00	0.00	0.00	0.00	0.00	0.00	0.00
	<b>Category: 50 - Maintenance Total:</b>	<b>0.00</b>	<b>41,085.00</b>	<b>0.00</b>	<b>0.00</b>	<b>0.00</b>	<b>0.00</b>	<b>0.00</b>	<b>0.00</b>
Category: 70 - Capital Outlay									
<a href="#">066-5-7003-71200</a>	Machinery/Equipment	0.00	0.00	0.00	95,580.00	94,480.62	94,480.62	0.00	0.00
	<b>Category: 70 - Capital Outlay Total:</b>	<b>0.00</b>	<b>0.00</b>	<b>0.00</b>	<b>95,580.00</b>	<b>94,480.62</b>	<b>94,480.62</b>	<b>0.00</b>	<b>0.00</b>
	<b>Division: 7003 - Sewer Construction Total:</b>	<b>0.00</b>	<b>41,085.00</b>	<b>0.00</b>	<b>95,580.00</b>	<b>94,480.62</b>	<b>94,480.62</b>	<b>0.00</b>	<b>0.00</b>
	<b>AcctType: 5 - Expense Total:</b>	<b>0.00</b>	<b>51,262.61</b>	<b>0.00</b>	<b>95,580.00</b>	<b>94,480.62</b>	<b>94,480.62</b>	<b>0.00</b>	<b>0.00</b>
	<b>Department : 700 - Waste Water Total:</b>	<b>0.00</b>	<b>51,262.61</b>	<b>0.00</b>	<b>95,580.00</b>	<b>94,480.62</b>	<b>94,480.62</b>	<b>0.00</b>	<b>0.00</b>
	<b>Total Revenues</b>	<b>6,975.19</b>	<b>7,821.89</b>	<b>2,600.00</b>	<b>2,600.00</b>	<b>3,049.51</b>	<b>2,816.00</b>	<b>2,800.00</b>	<b>2,800.00</b>
	<b>Total Expenses</b>	<b>2,021,252.00</b>	<b>487,422.05</b>	<b>95,580.00</b>	<b>95,580.00</b>	<b>94,480.62</b>	<b>94,480.62</b>	<b>0.00</b>	<b>0.00</b>
	<b>Fund: 066 - CO SERIES 2011- UTILITY Surplus (Deficit):</b>	<b>-2,014,276.81</b>	<b>-479,600.16</b>	<b>-92,980.00</b>	<b>-92,980.00</b>	<b>-91,431.11</b>	<b>-91,664.62</b>	<b>2,800.00</b>	<b>2,800.00</b>



# FUND 068 – CO SERIES 2013 - DRAINAGE FUND SUMMARY



	<b>FY 18-19 Adopted Budget</b>
Revenues	\$0
Expenditures	1,309,200
Net Revenues over (under) Expenditures	<u><u>(\$1,309,200)</u></u>
 <b><u>Fund Balance</u></b>	
Beginning Fund Balance - (Unaudited)	\$1,855,591
Budgeted Revenues	0
Budgeted Expenditures	1,309,200
Estimated Ending Fund Balance 09/30/19	<u><u>\$546,391</u></u>

Utility Funds

For Fiscal: 10/2017-09/2018 Period Ending: 09/30/2018

		2016		2017		2018		2018		2018		2019		2019	
		Total Activity	Total Activity	Original Budget	Total Budget (Amended)	YTD Activity	Expected Annual	City Manager Proposed	City Commission Adopted	Defined Budgets					
<b>Fund: 068 - CO SERIES 2013- DRAINAGE</b>															
<b>Department : 000 - Non-Departmental</b>															
<b>AcctType: 4 - Revenue</b>															
<b>Division: 0000 - Non-Departmental</b>															
<a href="#">068-4-0000-91501</a>	Interest-TX Class CO 2013 Storm...	5,071.17	4,094.36	2,000.00	2,000.00	0.00	0.00	0.00	0.00						
<a href="#">068-4-0000-91520</a>	Interest Earned-Investment	9,100.30	11,830.28	8,000.00	8,000.00	1,908.35	2,002.00	0.00	0.00						
<b>Division: 0000 - Non-Departmental Total:</b>		<b>14,171.47</b>	<b>15,924.64</b>	<b>10,000.00</b>	<b>10,000.00</b>	<b>1,908.35</b>	<b>2,002.00</b>	<b>0.00</b>	<b>0.00</b>						
<b>AcctType: 4 - Revenue Total:</b>		<b>14,171.47</b>	<b>15,924.64</b>	<b>10,000.00</b>	<b>10,000.00</b>	<b>1,908.35</b>	<b>2,002.00</b>	<b>0.00</b>	<b>0.00</b>						
<b>Department : 000 - Non-Departmental Total:</b>		<b>14,171.47</b>	<b>15,924.64</b>	<b>10,000.00</b>	<b>10,000.00</b>	<b>1,908.35</b>	<b>2,002.00</b>	<b>0.00</b>	<b>0.00</b>						
<b>Department : 160 - Planning /DevelopSvcs</b>															
<b>AcctType: 4 - Revenue</b>															
<b>Division: 1600 - Planning/DevelopSvcs</b>															
<a href="#">068-4-1600-72010</a>	State Grants	0.00	0.00	0.00	0.00	0.00	0.00	0.00	0.00						
<b>Division: 1600 - Planning/DevelopSvcs Total:</b>		<b>0.00</b>	<b>0.00</b>	<b>0.00</b>	<b>0.00</b>	<b>0.00</b>	<b>0.00</b>	<b>0.00</b>	<b>0.00</b>						
<b>AcctType: 4 - Revenue Total:</b>		<b>0.00</b>	<b>0.00</b>	<b>0.00</b>	<b>0.00</b>	<b>0.00</b>	<b>0.00</b>	<b>0.00</b>	<b>0.00</b>						
<b>AcctType: 5 - Expense</b>															
<b>Division: 1601 - Planning/DevelopSvcs</b>															
<b>Category: 50 - Maintenance</b>															
<a href="#">068-5-1601-59100</a>	Grounds & Perm Fixtures	0.00	0.00	0.00	0.00	0.00	0.00	0.00	0.00						
<b>Category: 50 - Maintenance Total:</b>		<b>0.00</b>	<b>0.00</b>	<b>0.00</b>	<b>0.00</b>	<b>0.00</b>	<b>0.00</b>	<b>0.00</b>	<b>0.00</b>						
<b>Division: 1601 - Planning/DevelopSvcs Total:</b>		<b>0.00</b>	<b>0.00</b>	<b>0.00</b>	<b>0.00</b>	<b>0.00</b>	<b>0.00</b>	<b>0.00</b>	<b>0.00</b>						
<b>AcctType: 5 - Expense Total:</b>		<b>0.00</b>	<b>0.00</b>	<b>0.00</b>	<b>0.00</b>	<b>0.00</b>	<b>0.00</b>	<b>0.00</b>	<b>0.00</b>						
<b>Department : 160 - Planning /DevelopSvcs Surplus (Deficit):</b>		<b>0.00</b>	<b>0.00</b>	<b>0.00</b>	<b>0.00</b>	<b>0.00</b>	<b>0.00</b>	<b>0.00</b>	<b>0.00</b>						
<b>Department : 305 - Street</b>															
<b>AcctType: 5 - Expense</b>															
<b>Division: 3050 - Street</b>															
<b>Category: 30 - Services</b>															
<a href="#">068-5-3050-31400</a>	Professional Services	0.00	0.00	0.00	100,000.00	22,399.45	100,000.00	0.00	0.00						
<b>Category: 30 - Services Total:</b>		<b>0.00</b>	<b>0.00</b>	<b>0.00</b>	<b>100,000.00</b>	<b>22,399.45</b>	<b>100,000.00</b>	<b>0.00</b>	<b>0.00</b>						
<b>Category: 50 - Maintenance</b>															
<a href="#">068-5-3050-52100</a>	Street & Bridge	0.00	0.00	0.00	0.00	0.00	0.00	0.00	0.00						
<a href="#">068-5-3050-53100</a>	Drainage	454,556.00	434,924.45	896,739.00	896,739.00	366,716.56	400,000.00	1,309,200.00	1,309,200.00						
<b>Budget Detail</b>															
<b>Budget Code</b>	<b>Description</b>	<b>Units</b>	<b>Price</b>	<b>Amount</b>											
City Commission	Drainage Project City wide curb & gutter	1.00	300,000.00	300,000.00											
City Commission	Drainage Project City wide Drainage Improvern	1.00	200,000.00	200,000.00											

Utility Funds

For Fiscal: 10/2017-09/2018 Period Ending: 09/30/2018

			Defined Budgets						
		2016	2017	2018	2018	2018	2018	2019	2019
		Total Activity	Total Activity	Original Budget	Total Budget (Amended)	YTD Activity	Expected Annual	City Manager Proposed	City Commission Adopted
City Commission	FY 18-19 One Time-Trailer mounted sewer cle:	0.00	0.00	59,200.00					
City Commission	Phase I 2018 Drainage Master Plan Implement	1.00	750,000.00	750,000.00					
<b>Category: 50 - Maintenance Total:</b>		<b>454,556.00</b>	<b>434,924.45</b>	<b>896,739.00</b>	<b>896,739.00</b>	<b>366,716.56</b>	<b>400,000.00</b>	<b>1,309,200.00</b>	<b>1,309,200.00</b>
<b>Division: 3050 - Street Total:</b>		<b>454,556.00</b>	<b>434,924.45</b>	<b>896,739.00</b>	<b>996,739.00</b>	<b>389,116.01</b>	<b>500,000.00</b>	<b>1,309,200.00</b>	<b>1,309,200.00</b>
<b>AcctType: 5 - Expense Total:</b>		<b>454,556.00</b>	<b>434,924.45</b>	<b>896,739.00</b>	<b>996,739.00</b>	<b>389,116.01</b>	<b>500,000.00</b>	<b>1,309,200.00</b>	<b>1,309,200.00</b>
<b>Department : 305 - Street Total:</b>		<b>454,556.00</b>	<b>434,924.45</b>	<b>896,739.00</b>	<b>996,739.00</b>	<b>389,116.01</b>	<b>500,000.00</b>	<b>1,309,200.00</b>	<b>1,309,200.00</b>
<b>Department : 510 - G. O. Debt Service</b>									
<b>AcctType: 5 - Expense</b>									
<b>Division: 5100 - G. O. Debt Service</b>									
<b>Category: 60 - Leases</b>									
<a href="#">068-5-5100-62100</a>	Interest	0.00	0.00	0.00	0.00	0.00	0.00	0.00	0.00
<b>Category: 60 - Leases Total:</b>		<b>0.00</b>	<b>0.00</b>	<b>0.00</b>	<b>0.00</b>	<b>0.00</b>	<b>0.00</b>	<b>0.00</b>	<b>0.00</b>
<b>Division: 5100 - G. O. Debt Service Total:</b>		<b>0.00</b>	<b>0.00</b>	<b>0.00</b>	<b>0.00</b>	<b>0.00</b>	<b>0.00</b>	<b>0.00</b>	<b>0.00</b>
<b>AcctType: 5 - Expense Total:</b>		<b>0.00</b>	<b>0.00</b>	<b>0.00</b>	<b>0.00</b>	<b>0.00</b>	<b>0.00</b>	<b>0.00</b>	<b>0.00</b>
<b>Department : 510 - G. O. Debt Service Total:</b>		<b>0.00</b>	<b>0.00</b>	<b>0.00</b>	<b>0.00</b>	<b>0.00</b>	<b>0.00</b>	<b>0.00</b>	<b>0.00</b>
<b>Department : 690 - Fund Expense/Transfer</b>									
<b>AcctType: 5 - Expense</b>									
<b>Division: 6900 - Fund Expense/Transfer</b>									
<b>Category: 80 - Transfers Out</b>									
<a href="#">068-5-6900-80079</a>	Transfer To Fund 079	0.00	10,000.00	0.00	0.00	0.00	0.00	0.00	0.00
<b>Category: 80 - Transfers Out Total:</b>		<b>0.00</b>	<b>10,000.00</b>	<b>0.00</b>	<b>0.00</b>	<b>0.00</b>	<b>0.00</b>	<b>0.00</b>	<b>0.00</b>
<b>Division: 6900 - Fund Expense/Transfer Total:</b>		<b>0.00</b>	<b>10,000.00</b>	<b>0.00</b>	<b>0.00</b>	<b>0.00</b>	<b>0.00</b>	<b>0.00</b>	<b>0.00</b>
<b>AcctType: 5 - Expense Total:</b>		<b>0.00</b>	<b>10,000.00</b>	<b>0.00</b>	<b>0.00</b>	<b>0.00</b>	<b>0.00</b>	<b>0.00</b>	<b>0.00</b>
<b>Department : 690 - Fund Expense/Transfer Total:</b>		<b>0.00</b>	<b>10,000.00</b>	<b>0.00</b>	<b>0.00</b>	<b>0.00</b>	<b>0.00</b>	<b>0.00</b>	<b>0.00</b>
<b>Total Revenues</b>		<b>14,171.47</b>	<b>15,924.64</b>	<b>10,000.00</b>	<b>10,000.00</b>	<b>1,908.35</b>	<b>2,002.00</b>	<b>0.00</b>	<b>0.00</b>
<b>Total Expenses</b>		<b>454,556.00</b>	<b>444,924.45</b>	<b>896,739.00</b>	<b>996,739.00</b>	<b>389,116.01</b>	<b>500,000.00</b>	<b>1,309,200.00</b>	<b>1,309,200.00</b>
<b>Fund: 068 - CO SERIES 2013- DRAINAGE Surplus (Deficit):</b>		<b>-440,384.53</b>	<b>-428,999.81</b>	<b>-886,739.00</b>	<b>-986,739.00</b>	<b>-387,207.66</b>	<b>-497,998.00</b>	<b>-1,309,200.00</b>	<b>-1,309,200.00</b>
<b>Report Surplus (Deficit):</b>		<b>-1,514,383.08</b>	<b>281,283.19</b>	<b>-1,921,133.00</b>	<b>-2,022,832.12</b>	<b>-1,414,591.69</b>	<b>-1,593,409.62</b>	<b>-197,151.00</b>	<b>-197,151.00</b>





# SELF INSURANCE FUND

---

## Fund 138 – Self Insurance Fund

This fund accounts for insurance benefits provided to city employees. The City's health insurance benefit is a self-insured program with Entrust as the third party administrator. All insurance claims are paid through this fund along with any fees associated with the processing of those claims. This fund is appropriated.



City of Kingsville, TX

# Consolidated Insurance Fund - Revenues Group Summary

For Fiscal: 10/2017-09/2018 Period Ending: 09/30/2018

Sourc...	2016	2017	2018	2018	2018	Defined Budgets		2019	2019
	Total Activity	Total Activity	Original Budget	Total Budget (Amended)	YTD Activity	2018 Expected Annual	City Manager Proposed	City Commission Adopted	
45000 - Insurance Contributions	3,482,549.01	3,263,781.38	3,521,696.00	3,521,696.00	2,933,436.12	3,521,696.00	3,401,089.00	3,401,089.00	
46000 - Stop Loss Reimbursement	746.49	660,966.61	0.00	0.00	636,587.85	617,122.00	0.00	0.00	
91500 - Interest Earned	1,955.78	5,634.03	4,800.00	4,800.00	4,974.85	6,000.00	5,400.00	5,400.00	
91520 - Interest Earned-Investment	455.03	455.67	0.00	0.00	0.00	0.00	0.00	0.00	
99000 - Miscellaneous	11.14	-0.01	0.00	0.00	0.00	0.00	0.00	0.00	
<b>Report Total:</b>	<b>3,485,717.45</b>	<b>3,930,837.68</b>	<b>3,526,496.00</b>	<b>3,526,496.00</b>	<b>3,574,998.82</b>	<b>4,144,818.00</b>	<b>3,406,489.00</b>	<b>3,406,489.00</b>	



City of Kingsville, TX

# Consolidated Insurance Fund - Expenditures Group Summary

For Fiscal: 10/2017-09/2018 Period Ending: 09/30/2018

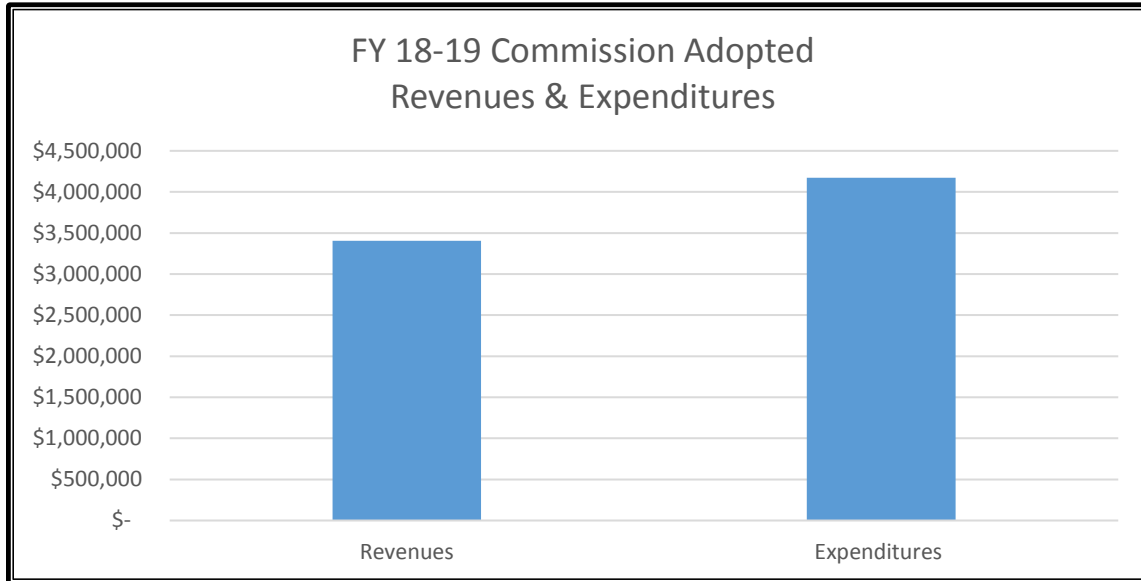
Objec...	2016	2017	2018	2018	2018	Defined Budgets		2019	2019
	Total Activity	Total Activity	Original Budget	Total Budget (Amended)	YTD Activity	2018 Expected Annual	City Manager Proposed	City Commission Adopted	
31445 - Prf Svcs-Administrative Fees	567,576.17	542,859.11	571,026.00	571,026.00	603,742.40	616,000.00	570,777.00	570,777.00	
31453 - Prf Svcs-Stop Loss Premiums	445,665.12	492,675.10	571,000.00	571,000.00	526,233.46	531,800.00	584,612.00	584,612.00	
37500 - Miscellaneous Bank Expenses	0.00	20.00	0.00	0.00	0.00	0.00	0.00	0.00	
39000 - Entrust Ins Claims Paid	2,208,867.53	2,622,381.93	3,000,000.00	3,000,000.00	2,878,270.56	3,000,000.00	3,016,686.00	3,016,686.00	
<b>Report Total:</b>	<b>3,222,108.82</b>	<b>3,657,936.14</b>	<b>4,142,026.00</b>	<b>4,142,026.00</b>	<b>4,008,246.42</b>	<b>4,147,800.00</b>	<b>4,172,075.00</b>	<b>4,172,075.00</b>	





# FUND 138 – SELF INSURANCE

## FUND SUMMARY



	<b>FY 18-19 Adopted Budget</b>
Revenues	\$3,406,489
Expenditures	4,172,075
Net Revenues over (under) Expenditures	<u>(\$765,586)</u>
 <b><u>Fund Balance</u></b>	
Beginning Fund Balance - (Unaudited)	\$1,165,528
Budgeted Revenues	3,406,489
Budgeted Expenditures	4,172,075
Estimated Ending Fund Balance 09/30/19	<u>\$399,942</u>



City of Kingsville, TX

# Insurance Fund Account Summary

For Fiscal: 10/2017-09/2018 Period Ending: 09/30/2018

		2016	2017	2018	2018	2018	Defined Budgets	2019	2019
		Total Activity	Total Activity	Original Budget	Total Budget (Amended)	YTD Activity	2018 Expected Annual	City Manager Proposed	City Commission Adopted
<b>Fund: 138 - SELF INSURANCE FUND</b>									
<b>Department : 000 - Non-Departmental</b>									
<b>AcctType: 4 - Revenue</b>									
<b>Division: 0000 - Non-Departmental</b>									
<a href="#">138-4-0000-45000</a>	Insurance Contributions	3,482,549.01	3,263,781.38	3,521,696.00	3,521,696.00	2,933,436.12	3,521,696.00	3,401,089.00	3,401,089.00
<b>Budget Detail</b>									
<b>Budget Code</b>	<b>Description</b>	<b>Units</b>	<b>Price</b>	<b>Amount</b>					
City Commission	Additional EE Contribution due to increased ra	0.00	0.00	77,472.00					
City Commission	EE Amin Fees - PT EE	0.00	0.00	-7,290.00					
City Commission	Employee Contributions	0.00	0.00	-291,504.00					
City Commission	Employer Contributions	0.00	0.00	-3,179,767.00					
<a href="#">138-4-0000-46000</a>	Stop Loss Reimbursement	746.49	660,966.61	0.00	0.00	636,587.85	617,122.00	0.00	0.00
<a href="#">138-4-0000-91500</a>	Interest Earned	1,955.78	5,634.03	4,800.00	4,800.00	4,974.85	6,000.00	5,400.00	5,400.00
<a href="#">138-4-0000-91520</a>	Interest Earned-Investment	455.03	455.67	0.00	0.00	0.00	0.00	0.00	0.00
<a href="#">138-4-0000-99000</a>	Miscellaneous	11.14	-0.01	0.00	0.00	0.00	0.00	0.00	0.00
<b>Division: 0000 - Non-Departmental Total:</b>		<b>3,485,717.45</b>	<b>3,930,837.68</b>	<b>3,526,496.00</b>	<b>3,526,496.00</b>	<b>3,574,998.82</b>	<b>4,144,818.00</b>	<b>3,406,489.00</b>	<b>3,406,489.00</b>
<b>AcctType: 4 - Revenue Total:</b>		<b>3,485,717.45</b>	<b>3,930,837.68</b>	<b>3,526,496.00</b>	<b>3,526,496.00</b>	<b>3,574,998.82</b>	<b>4,144,818.00</b>	<b>3,406,489.00</b>	<b>3,406,489.00</b>
<b>Department : 000 - Non-Departmental Total:</b>		<b>3,485,717.45</b>	<b>3,930,837.68</b>	<b>3,526,496.00</b>	<b>3,526,496.00</b>	<b>3,574,998.82</b>	<b>4,144,818.00</b>	<b>3,406,489.00</b>	<b>3,406,489.00</b>

**Insurance Fund**

For Fiscal: 10/2017-09/2018 Period Ending: 09/30/2018

		2016	2017	2018	2018	2018	Defined Budgets		2019	2019
		Total Activity	Total Activity	Original Budget	Total Budget (Amended)	YTD Activity	2018 Expected Annual	2019 City Manager Proposed	2019 City Commission Adopted	
<b>Department : 180 - Finance</b> <b>AcctType: 5 - Expense</b> <b>Division: 1800 - Finance</b> <b>Category: 30 - Services</b>										
<a href="#">138-5-1800-31445</a>	Prf Svcs-Administrative Fees	567,576.17	542,859.11	571,026.00	571,026.00	603,742.40	616,000.00	570,777.00	570,777.00	
<b>Budget Detail</b>										
<b>Budget Code</b>	<b>Description</b>	<b>Units</b>	<b>Price</b>	<b>Amount</b>						
City Commission	Annual Admin-One Time	0.00	0.00	4,000.00						
City Commission	Ask A Nurse	283.00	30.00	8,490.00						
City Commission	Broker Fee - EE Only Coverage	100.00	30.00	3,000.00						
City Commission	Broker Fee - Other Coverage	183.00	66.00	12,078.00						
City Commission	Case Management	283.00	24.00	6,792.00						
City Commission	COBRA	283.00	23.40	6,622.20						
City Commission	Compliance Fee	283.00	84.00	23,772.00						
City Commission	Employee Assistance Program	283.00	30.60	8,659.80						
City Commission	Entrust Admin Fee	283.00	192.00	54,336.00						
City Commission	Generic Prescription Program-EE Only Coverag	100.00	765.00	76,500.00						
City Commission	Generic Prescription Program-Other Coverage	183.00	1,813.20	331,815.60						
City Commission	Healthiest You Program	283.00	75.00	21,225.00						
City Commission	PCORI-IRS Fee	0.00	0.00	1,600.40						
City Commission	Spohn Network Fee	283.00	42.00	11,886.00						
<a href="#">138-5-1800-31453</a>	Prf Svcs-Stop Loss Premiums	445,665.12	492,675.10	571,000.00	571,000.00	526,233.46	531,800.00	584,612.00	584,612.00	
<b>Budget Detail</b>										
<b>Budget Code</b>	<b>Description</b>	<b>Units</b>	<b>Price</b>	<b>Amount</b>						
City Commission	Annual Aggregate Premium	0.00	0.00	14,028.92						
City Commission	Annual Specific Premium	12.00	47,548.59	570,583.08						
<a href="#">138-5-1800-37500</a>	Miscellaneous Bank Expenses		0.00	20.00	0.00	0.00	0.00	0.00	0.00	0.00
<a href="#">138-5-1800-39000</a>	Entrust Ins Claims Paid		2,208,867.53	2,622,381.93	3,000,000.00	3,000,000.00	2,878,270.56	3,016,686.00	3,016,686.00	
<b>Budget Detail</b>										
<b>Budget Code</b>	<b>Description</b>	<b>Units</b>	<b>Price</b>	<b>Amount</b>						
City Commission	FY18-19	0.00	0.00	3,000,000.00						

Insurance Fund

For Fiscal: 10/2017-09/2018 Period Ending: 09/30/2018

		2016		2017	2018	2018	Defined Budgets		2019	2019
		Total Activity	Total Activity	Total Activity	Original Budget	Total Budget (Amended)	2018 YTD Activity	2018 Expected Annual	City Manager Proposed	City Commission Adopted
City Commission	Network Expansion Costs	0.00	0.00	16,686.00						
	<b>Category: 30 - Services Total:</b>	<b>3,222,108.82</b>	<b>3,657,936.14</b>	<b>4,142,026.00</b>	<b>4,142,026.00</b>	<b>4,142,026.00</b>	<b>4,008,246.42</b>	<b>4,147,800.00</b>	<b>4,172,075.00</b>	<b>4,172,075.00</b>
	<b>Division: 1800 - Finance Total:</b>	<b>3,222,108.82</b>	<b>3,657,936.14</b>	<b>4,142,026.00</b>	<b>4,142,026.00</b>	<b>4,142,026.00</b>	<b>4,008,246.42</b>	<b>4,147,800.00</b>	<b>4,172,075.00</b>	<b>4,172,075.00</b>
	<b>AcctType: 5 - Expense Total:</b>	<b>3,222,108.82</b>	<b>3,657,936.14</b>	<b>4,142,026.00</b>	<b>4,142,026.00</b>	<b>4,142,026.00</b>	<b>4,008,246.42</b>	<b>4,147,800.00</b>	<b>4,172,075.00</b>	<b>4,172,075.00</b>
	<b>Department : 180 - Finance Total:</b>	<b>3,222,108.82</b>	<b>3,657,936.14</b>	<b>4,142,026.00</b>	<b>4,142,026.00</b>	<b>4,142,026.00</b>	<b>4,008,246.42</b>	<b>4,147,800.00</b>	<b>4,172,075.00</b>	<b>4,172,075.00</b>
	<b>Total Revenues</b>	<b>3,485,717.45</b>	<b>3,930,837.68</b>	<b>3,526,496.00</b>	<b>3,526,496.00</b>	<b>3,526,496.00</b>	<b>3,574,998.82</b>	<b>4,144,818.00</b>	<b>3,406,489.00</b>	<b>3,406,489.00</b>
	<b>Total Expenses</b>	<b>3,222,108.82</b>	<b>3,657,936.14</b>	<b>4,142,026.00</b>	<b>4,142,026.00</b>	<b>4,142,026.00</b>	<b>4,008,246.42</b>	<b>4,147,800.00</b>	<b>4,172,075.00</b>	<b>4,172,075.00</b>
	<b>Fund: 138 - SELF INSURANCE FUND Surplus (Deficit):</b>	<b>263,608.63</b>	<b>272,901.54</b>	<b>-615,530.00</b>	<b>-615,530.00</b>	<b>-615,530.00</b>	<b>-433,247.60</b>	<b>-2,982.00</b>	<b>-765,586.00</b>	<b>-765,586.00</b>
	<b>Report Surplus (Deficit):</b>	<b>263,608.63</b>	<b>272,901.54</b>	<b>-615,530.00</b>	<b>-615,530.00</b>	<b>-615,530.00</b>	<b>-433,247.60</b>	<b>-2,982.00</b>	<b>-765,586.00</b>	<b>-765,586.00</b>

# GLOSSARY

---

## A

**Accrual basis of Accounting** – Basis of accounting in debits and credits are recorded at the time they are incurred, as opposed to when cash is actually received or spent. For example in accrual accounting, a revenue which was earned between April 1 and April 30, but for which payment was not received until May 10, is recorded as being received on April 30 rather than on May 10.

**Ad Valorem Taxes** – Property taxes computed as a percentage of the value of real or personal property expressed in mills.

**Agency Fund** – A fund used to account for assets held by the City as an agent for individuals, private organizations, other governments or other funds, such as deferred compensation plans.

**Amortization** – The reduction of debt by regular payments of principal and interest sufficient to retire the debt by maturity.

**Appropriation** – A legal authorization granted by a legislative body to make expenditures and to incur obligations for specific purposes.

**Assessed Valuation** – The County Property Appraiser's estimation of the Fair Market Value of real estate or other property. This valuation is used to determine taxes levied upon the property.

**Assets** – Resources that the government owns.

## B

**Balanced Budget** – A balanced budget occurs when expected revenues equal expected expenditures/expenses.

**Bond** – This is a debt instrument in which a legal obligation exists to pay a certain amount of money on a certain date over a period of time. When a municipality issues bonds, it is required to repay the investor the principal with interest over a certain amount of time. The details of the bond issuance are included in the bond ordinance. The most common types of bonds are general obligation and revenue bonds. These are most frequently used for construction of large capital projects, such as buildings, streets, and water and sewer systems.

**Bond Covenant** – A legally enforceable promise made by an issuer of bonds to the bond holders, normally contained in the bond resolution (e.g., pledged revenues)

**Bond Rating** – An evaluation of credit worthiness performed by an independent rating service.

**Bond Refunding** – The issuance of new bonds to finance the repayment of previously issued debt instruments.

**Bonded Debt Per Capita** – The amount of City indebtedness represented by outstanding bonds divided by the City's population, used to indicate the City's credit position by referring to the proportionate debt per resident.

**Budget** – A statement of the financial position of the municipality for a definite period of time based on estimates of expenditures during the period and proposals for financing them. Also, the amount of money that is available for, required for, or assigned to a particular purpose. It is probably the single most important report that a city proposes each year.

**Budget Amendment** – A process by which unanticipated changes in revenue or expenditures are made a part of the budget, thereby amending it. These changes may be between Funds or Departments and require an Ordinance and City Commission approval.

**Budget Transfer** – The process by which approved budgeted dollars may be reallocated between line item expenditures within the same Fund and Department to cover unforeseen expenses. Requires Finance Director approval.

**Budgetary Control** – The control or management of a governmental unit or enterprise in accordance with an approved budget for the purpose of keeping expenditures within the limitations of available appropriations and available revenues.

## C

**Capital Assets** – Tangible or intangible assets that are used by the government for operations. Capital assets have a useful life greater than one year. Examples of capital assets are equipment, vehicles, buildings, land, etc.

**Capital Expenditure** – Costs related to the acquisition of capital items in the amount of \$5,000 or more. Capital items may include equipment, vehicles, buildings, land, machinery, drainage projects, etc. Capital items are depreciated over their useful lives.

**Capital Projects Fund**- This type of fund accounts for assets that are used to pay for large capital projects such as new roads, drainage systems, buildings, etc.

**Cash Basis Accounting** – Basis of accounting in which revenues are recorded when received and expenditures are recorded when paid.

**Cash Management** – The management of cash necessary to pay for government services while investing temporary cash excesses in order to earn interest revenue. Cash management refers to the activities of forecasting the inflows and outflows of cash, mobilizing cash to improve its availability for investment, establishing and maintaining banking relationships, and investing funds in order to achieve the highest interest and return available for temporary cash balances.

**Certificate of Obligation (CO)** – Bond issues that do not require voter approval. They do; however, require Commission approval and an ordinance must be adopted. These types of bonds are usually used for capital projects.

**City Manager** – Chief executive officer of the City who oversees the day-to-day operations of City functions. This position answers to the City Commission.

**City Ordinance** – A local law enacted by a governmental body such as a City Commission or Council.

**Contingency** – A budgetary reserve set aside for emergencies or unforeseen expenditures.

**Core Budget** – Total amount of funds to be used for a division's expenditure line items. Core budget is calculated by taking the total budget for the division and subtracting personnel expenses, capital outlay expense, prior year supplemental requests and utility expense.

## D

**Debt Service Fund** – Accounts for transactions involving the paying of principal and interest of long-term debt.

**Deferred Inflows** – Acquisition of net position that applies to future period(s) and will not be recognized as an inflow of resources (revenue) until the future period(s).

**Deferred Outflow** – A consumption of net position that applies to future period(s) which are not recognized as an outflow of resources (expenses/expenditures) until the future period(s).

**Department** – A major unit of organization in the City which indicates overall an operation or group of related operations within a functional area.

**Department Requested** – This is the amount a department requests to be budgeted for each expenditure line item.

**Depreciation** – The systematic expensing of a fixed asset's cost over its useful life. When an asset is depreciated, its book value decreases. All fixed assets valued at \$5,000 or more are depreciated with the exception of land.

**Division** – A unit of organization which is comprised of a specific operation within a functional area. City Departments may contain one or more Divisions.

### E

**Encumbrance** – A commitment to pay for goods or services which are intended to be acquired. After goods and services have been received and the amounts owed are paid, then the encumbrance ceases to exist.

**Enterprise Fund** – The funds established to account for operations that are financed and operated in a manner similar to private business enterprises, where the intent of the governing body is that the costs (expenses, including depreciation) of providing goods or services to the general public on a continuing basis be financed or recovered primarily through user charges.

**Escrow** – A deed, bond, money, or piece of property held in trust by a third party until fulfillment of a condition.

**Estimated Revenues** – Projections of funds to be received during the fiscal year.

**Expected Annual** – An estimate of the total expected revenues or expenditures for a given line item at year-end.

**Expenditures** – The cost of goods delivered or services rendered including operating expenses, capital outlays and debt service.

### F

**Fiscal Year** – A one year time frame which marks the beginning and ending period for recording financial transactions. Kingsville's fiscal year runs from October 1 thru September 30.

**Fixed Asset** – A tangible asset which has a useful life of one year or greater. Fixed assets are depreciated over their useful lives. Examples are equipment, machinery, buildings, land, etc.

**Franchise Fee** – Fees levied on a corporation in return for granting a privilege, sanctioning monopoly, or permitting the use of public property, usually subject to regulation.

**Full Faith and Credit** – A pledge of the general taxing power of a government to repay debt obligations, typically used in reference to general obligation bonds.

**Fund** – A fiscal and accounting entity with a self-balancing set of accounts recording cash and other financial resources, along with all related liabilities and residual equities or balances, which are segregated for the purpose of carrying on specific activities or attaining certain objectives in accordance with special regulations, restrictions or limitations.



**Fund Balance** – Fun equity for governmental funds and trust funds which reflects the accumulated excess of revenues and other financial sources over expenditures and other uses for general governmental functions.

## G

**GASB** – Governmental Accounting Standards Board. This board sets authoritative accounting and financial and reporting standards for local and state governments.

**General Fund** - A major fund which accounts for current financial resources and current liabilities that are not required to be accounted for in another fund. It accounts for most of the daily operations of the City. The general fund is the largest fund for the City.

**General Obligation (GO) Bonds** – Bonds issued with the approval of the voters and approval of the City Commission. They are generally used to fund large capital projects.

**Generally Accepted Accounting Principles (GAAP)** – An official set of standards and guidelines which dictate financial accounting and reporting which governmental entities and publicly traded companies must follow.

**Governmental Fund** – Funds used to account for the acquisition, use and balances of expendable financial resources and the related current liabilities, except those accounted for in proprietary and fiduciary funds.

**Grant** – A contribution from another governmental entity such as the federal or state government that is usually used for a specific purpose.

## I

**Impact Fees** – Fees charged to developers to cover the anticipated cost of improvements that will be needed as a result of growth and development, i.e., water and sewer.

**Infrastructure** – The basic installations and facilities on which the continuance and growth of the City depends, such as roads, schools, and water and sewer systems.

**Interfund Transfers** – Transfers of resources between funds that are neither recorded as revenues to the fund receiving nor expenditures to the fund providing.

**Intergovernmental Revenue** – Funds received from federal, state and other local government sources in the form of grants, shared revenues, and payments in lieu of taxes.

**Interlocal Agreement** – A written agreement between the City and other units of government to share in similar services, projects, emergency assistance, support, funding, etc., to the mutual benefit of all parties.

**Internal Service Fund** – A fund that reports activities that involves providing goods or services to other departments, divisions or other government entities.

**L**

**Levy** – To impose taxes, special assessments, or service charges for the support of City activities.

**Long-Term Debt** – Debt with a maturity of more than one year after the date of issuance.

**M**

**Modified Accrual** – Basis of accounting in which revenues are recorded when both measurable and available to pay current period expenditures. Measurable means the revenue amounts are known or a reasonable estimate can be made. Available means revenues are collectible in current period or soon thereafter.

**O**

**Operating Budget** – The portion of the budget that pertains to daily operations that provide basic governmental services.

**Ordinance** – A local law enacted by a governing body of a municipality or county government.

**Other Post-Employment Benefits (OPEB)** – Insurance benefits available to retirees.

**P**

**Program** – A group of related activities performed by one or more organizational units for the purpose of accomplishing a function for which the City is responsible.

**Proprietary Fund** – A fund that maintains transactions for governmental entities that operate like a private business. Most of the revenues acquired are from fees charged to customers in exchange for certain services such as water and sewer service, garbage collections, storm water services, etc.

**Property Tax** – Taxes levied on real property and personal property. The amount of the taxes levied is determined by the valuation of the property and the tax rate imposed.

**Purchase Order** – Authorization to purchase goods or services and to pay for said goods or services.

**R**

**Refunding Bonds** – Bonds issued to retire bonds already outstanding. The refunding bonds may be sold for cash and outstanding bonds redeemed in cash, or the refunding bonds may be exchanged with holders of outstanding bonds.

**Revenue** – Additions to assets which (a) do not increase any liability, (b) do not represent the recovery of an expenditure, (c) do not represent the cancellation of certain liabilities or decrease in assets, and (d) do not represent contributions of fund capital in Enterprise and Internal Service Funds.

**S**

**Special Revenue Fund** – Used to account for proceeds from specific revenue sources that are restricted or committed to be expended for certain purposes.

**Supplemental Expenditure Requests** – Requests for additional monies for certain expenditure line items.

**T**

**Trust Fund** - A fund used to account for assets held by the City in a trustee capacity for individuals, private organizations, other governments or other funds such as Pension Trust Funds.

**U**

**Unencumbered Balance** – The amount of funds, which is neither expended nor reserved, but is still available for future purchases.

**User Fees** - Charges for specific services rendered only to those using such services, i.e., sewer service charge.

**W**

**Warrant** – A written order to pay that instructs the government to pay the warrant holder on demand or after the maturity date. Warrants look like checks and clear through a bank like a check but are not drawn against a checking account.

