

CITY OF KINGSVILLE

FY 2012-13 4TH QUARTER QUARTERLY INVESTMENT REPORT

FOR THE PERIOD ENDING

SEPTEMBER 30, 2013

		9/30/2013	08/31/2013	07/31/2013
CUTWATER - TEXAS CLASS	Investment Pool	\$17,593,883.27	\$24,672,804.11	\$24,624,557.92
KLEBRERG BANK	Certificates of Deposit	\$6,600,000.00	\$6,025,000.00	\$6,025,000.00
TOTAL INVESTMENTS		\$24,193,883.27	\$30,697,804.11	\$30,649,557.92
Percentage in Cash	(at least 35 % mature in 90 days or less)	72.72%	80.37%	80.34%
Percentage in CD's	(at least 10% in U.S. T-Bill or CD's)	27.28%	19.63%	19.66%
Percentage in U.S. Treasuries	(long term over 1 year; not to exceed 10%)	0.00%	0.00%	0.00%

City of Kingsville CD's 10/1/12 to 9/30/13

CD #	Cutwater Acct #	Term Days	Purchase Issue Date	Maturity Date	Principal Amount	Interest paid at Maturity	Daily Interest Rate	Days Accrued 09/30/13	Principal Amount 09/30/13	Accrued Interest 09/30/13	Interest Rate %	Principal plus Interest Deposited CMA
50973	Landfill Closure	0007	12/27/11	12/27/12	\$625,000.00	\$3,446.92	\$9.42	0	\$0.00	\$0.00	0.55	\$628,446.92
50974	CMA - Savings (pooled cash)	0008	12/27/11	12/27/12	\$1,000,000.00	\$5,515.07	\$15.07	0	\$0.00	\$0.00	0.55	\$1,005,515.07
51246	Landfill Closure	0007	09/27/12	09/27/13	\$3,125,000.00	\$12,500.00	\$34.25	0	\$0.00	\$0.00	0.40	\$3,137,500.00
51247	CMA - Savings (pooled cash)	0008	09/27/12	09/27/13	\$1,500,000.00	\$6,000.00	\$16.44	0	\$0.00	\$0.00	0.40	\$1,506,000.00
51248	Self Insurance	0018	09/27/12	09/27/13	\$300,000.00	\$1,200.00	\$3.29	0	\$0.00	\$0.00	0.40	\$301,200.00
51251	CO 2011 - General Fund	0033	09/27/12	09/27/13	\$1,100,000.00	\$4,400.00	\$12.05	0	\$0.00	\$0.00	0.40	\$1,104,400.00
51571	Landfill Closure	0007	09/26/13	09/26/14	\$2,400,000.00		\$26.30	4	\$2,400,000.00	\$105.21	0.40	
51572	CMA - Savings (pooled cash)	0008	09/26/13	09/26/14	\$1,600,000.00		\$17.53	4	\$1,600,000.00	\$70.14	0.40	
51573	Self Insurance	0018	09/26/13	09/26/14	\$100,000.00		\$1.10	4	\$100,000.00	\$4.38	0.40	
51574	CO 2013 - GF Streets	0009	09/26/13	09/26/14	\$500,000.00		\$5.48	4	\$500,000.00	\$21.92	0.40	
51575	CO 2013 - UF SW Drainage	0010	09/26/13	09/26/14	\$2,000,000.00		\$21.92	4	\$2,000,000.00	\$87.67	0.40	

Total at 09/30/13


\$93,061.99

\$6,600,000.00

\$289.32

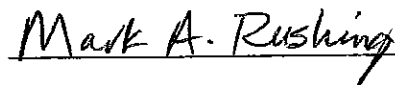
July 31, 2013

This Investment Report is in compliance with the City of Kingsville investment strategies in the investment policy, and with relevant provisions of the Public Funds Investment Act.



Vincent J. Capell

City Manager



Mark A. Rushing

Director of Finance

CITY OF KINGSVILLE

INVESTMENT POOL



Financial Transparency Report

July 2013

For more information, contact Texas CLASS- Client Services at (800)707-6242 Fax:(855)848-9910 or www.texasclass.com

City of Kingsville

Total of all accounts

	<u>Current Month</u> (as of 31-JUL-2013)	<u>Previous Month</u> (as of 30-JUN-2013)	<u>Your Fiscal Year To Date</u> (from 01-OCT-2012)	<u>Current Month Previous Year</u> (as of 31-JUL-2012)
Beginning of Month Balance	<u>\$27,772,036.06</u>	\$27,876,052.53	\$18,402,434.21	\$18,558,542.42
Investments	<u>\$1,774,046.29</u>	\$3,094,437.72	\$22,298,801.36	\$11,444,113.70
Disbursements	<u>\$4,924,728.29</u>	\$3,202,000.00	\$16,111,109.65	\$5,199,846.34
End of Month Balance	<u>\$24,624,557.92</u>	\$27,772,036.06	\$24,624,557.92	\$24,807,038.18
Average Daily Balance	<u>\$26,928,471.53</u>	\$27,823,031.42	\$23,977,858.45	\$20,574,528.62
Income Earned	<u>\$3,203.86</u>	\$3,545.81	\$34,432.00	\$4,228.40

Benchmarks

	<u>Current Month</u> (as of 31-JUL-2013)	<u>Previous Month</u> (as of 30-JUN-2013)	<u>Your Portfolio Fiscal Year To Date</u> (from 01-OCT-2012)	<u>Current Month Previous Year</u> (as of 31-JUL-2012)
Your Texas CLASS Portfolio (Average)	0.14	0.16	0.14 (Average from 01-Jul)	0.27
US Federal Funds Rate (Ticker: FDFD)	0.09000 (31-JUL-2013)	0.03000 (28-JUN-2013)	0.17000 (31-OCT-2012)	0.15000 (31-JUL-2012)
1 Month USD LIBOR (Ticker: US0001M)	0.18673 (31-JUL-2013)	0.19465 (28-JUN-2013)	0.21200 (31-OCT-2012)	0.24570 (31-JUL-2012)

**Benchmark data is not averaged*

Account Details

Account: CO SERIES 2000	<u>Current Month</u> (as of 31-JUL-2013)	<u>Previous Month</u> (as of 30-JUN-2013)	<u>Your Fiscal Year To Date</u> (from 01-OCT-2012)	<u>Current Month Previous Year</u> (as of 31-JUL-2012)
Beginning of Month Balance	<u>\$0.00</u>	\$0.00	\$0.00	\$7,401.73
Investments	<u>\$0.00</u>	\$0.00	\$657.31	\$0.00
Disbursements	<u>\$0.00</u>	\$0.00	\$657.31	\$7,403.00
End of Month Balance	<u>\$0.00</u>	\$0.00	\$0.00	\$0.00
Average Daily Balance	<u>\$0.00</u>	\$0.00	\$15.14	\$6,208.47
Average Yield	<u>0.14%</u>	0.16%	0.14%	0.24%
Income Earned	<u>\$0.00</u>	\$0.00	\$0.00	\$1.27

Account: CO SERIES 1998	<u>Current Month</u> <u>(as of 31-JUL-2013)</u>	<u>Previous Month</u> <u>(as of 30-JUN-2013)</u>	<u>Your Fiscal Year To Date</u> <u>(from 01-OCT-2012)</u>	<u>Current Month Previous Year</u> <u>(as of 31-JUL-2012)</u>
Beginning of Month Balance	<u>\$52,981.51</u>	\$52,974.79	\$52,910.46	\$60,814.63
Investments	<u>\$0.00</u>	\$0.00	\$0.00	\$0.00
Disbursements	<u>\$0.00</u>	\$0.00	\$0.00	\$7,936.00
End of Month Balance	<u>\$52,987.83</u>	\$52,981.51	\$52,987.83	\$52,889.87
Average Daily Balance	<u>\$52,984.88</u>	\$52,978.24	\$52,951.97	\$54,164.73
Average Yield	<u>0.14%</u>	0.16%	0.14%	0.24%
Income Earned	<u>\$6.32</u>	\$6.72	\$77.37	\$11.24

Account: TASK FORCE: FORFEIT	<u>Current Month</u> <u>(as of 31-JUL-2013)</u>	<u>Previous Month</u> <u>(as of 30-JUN-2013)</u>	<u>Your Fiscal Year To Date</u> <u>(from 01-OCT-2012)</u>	<u>Current Month Previous Year</u> <u>(as of 31-JUL-2012)</u>
Beginning of Month Balance	<u>\$863,149.09</u>	\$863,039.14	\$861,987.40	\$357,541.80
Investments	<u>\$0.00</u>	\$0.00	\$12,304.00	\$504,010.96
Disbursements	<u>\$0.00</u>	\$0.00	\$12,304.00	\$0.00
End of Month Balance	<u>\$863,251.57</u>	\$863,149.09	\$863,251.57	\$861,652.50
Average Daily Balance	<u>\$863,203.64</u>	\$863,095.44	\$866,229.11	\$487,652.13
Average Yield	<u>0.14%</u>	0.16%	0.14%	0.24%
Income Earned	<u>\$102.48</u>	\$109.95	\$1,264.17	\$99.74

Account: TASK FORCE: MISC.	<u>Current Month</u> <u>(as of 31-JUL-2013)</u>	<u>Previous Month</u> <u>(as of 30-JUN-2013)</u>	<u>Your Fiscal Year To Date</u> <u>(from 01-OCT-2012)</u>	<u>Current Month Previous Year</u> <u>(as of 31-JUL-2012)</u>
Beginning of Month Balance	<u>\$0.00</u>	\$0.00	\$0.00	\$0.00
Investments	<u>\$0.00</u>	\$0.00	\$0.00	\$0.00
Disbursements	<u>\$0.00</u>	\$0.00	\$0.00	\$0.00
End of Month Balance	<u>\$0.00</u>	\$0.00	\$0.00	\$0.00
Average Daily Balance	<u>\$0.00</u>	\$0.00	\$0.00	\$0.00
Average Yield	<u>0.14%</u>	0.16%	0.14%	0.24%
Income Earned	<u>\$0.00</u>	\$0.00	\$0.00	\$0.00

Account: TASK FORCE: PENDING	<u>Current Month</u> <u>(as of 31-JUL-2013)</u>	<u>Previous Month</u> <u>(as of 30-JUN-2013)</u>	<u>Your Fiscal Year To Date</u> <u>(from 01-OCT-2012)</u>	<u>Current Month Previous Year</u> <u>(as of 31-JUL-2012)</u>
Beginning of Month Balance	<u>\$857,510.52</u>	\$857,401.23	\$966,189.94	\$1,017,272.35
Investments	<u>\$0.00</u>	\$0.00	\$0.00	\$0.00
Disbursements	<u>\$0.00</u>	\$0.00	\$109,883.93	\$0.00
End of Month Balance	<u>\$857,612.32</u>	\$857,510.52	\$857,612.32	\$1,017,482.10
Average Daily Balance	<u>\$857,564.70</u>	\$857,457.18	\$890,620.25	\$1,017,383.98
Average Yield	<u>0.14%</u>	0.16%	0.14%	0.24%
Income Earned	<u>\$101.80</u>	\$109.29	\$1,306.31	\$209.75

Account: TASK FORCE: PRG. INC	Current Month (as of 31-JUL-2013)	Previous Month (as of 30-JUN-2013)	Your Fiscal Year To Date (from 01-OCT-2012)	Current Month Previous Year (as of 31-JUL-2012)
Beginning of Month Balance	<u>\$1,463,518.81</u>	\$1,465,332.16	\$391,131.55	\$440,994.16
Investments	<u>\$0.00</u>	\$0.00	\$1,075,632.14	\$0.00
Disbursements	<u>\$0.00</u>	\$2,000.00	\$4,156.26	\$50,096.98
End of Month Balance	<u>\$1,463,692.59</u>	\$1,463,518.81	\$1,463,692.59	\$390,979.62
Average Daily Balance	<u>\$1,463,611.33</u>	\$1,464,494.42	\$778,332.83	\$399,021.96
Average Yield	<u>0.14%</u>	0.16%	0.14%	0.24%
Income Earned	<u>\$173.78</u>	\$186.65	\$1,085.16	\$82.44

Account: LANDFILL CLOSER ACCT	Current Month (as of 31-JUL-2013)	Previous Month (as of 30-JUN-2013)	Your Fiscal Year To Date (from 01-OCT-2012)	Current Month Previous Year (as of 31-JUL-2012)
Beginning of Month Balance	<u>\$3,327,464.78</u>	\$3,327,040.74	\$2,191,831.86	\$187,679.14
Investments	<u>\$0.00</u>	\$0.00	\$1,131,204.45	\$2,003,157.14
Disbursements	<u>\$0.00</u>	\$0.00	\$0.00	\$0.00
End of Month Balance	<u>\$3,327,859.86</u>	\$3,327,464.78	\$3,327,859.86	\$2,190,980.38
Average Daily Balance	<u>\$3,327,675.10</u>	\$3,327,257.84	\$3,310,728.02	\$716,003.07
Average Yield	<u>0.14%</u>	0.16%	0.14%	0.24%
Income Earned	<u>\$395.08</u>	\$424.04	\$4,823.55	\$144.10

Account: CMA-SAVINGS	Current Month (as of 31-JUL-2013)	Previous Month (as of 30-JUN-2013)	Your Fiscal Year To Date (from 01-OCT-2012)	Current Month Previous Year (as of 31-JUL-2012)
Beginning of Month Balance	<u>\$3,083,422.03</u>	\$83,106.55	\$575,158.66	\$650,742.10
Investments	<u>\$762,144.96</u>	\$3,000,000.00	\$6,289,942.49	\$2,881,014.59
Disbursements	<u>\$1,930,610.80</u>	\$0.00	\$4,950,887.21	\$2,205,494.69
End of Month Balance	<u>\$1,915,296.29</u>	\$3,083,422.03	\$1,915,296.29	\$1,326,522.04
Average Daily Balance	<u>\$2,849,550.38</u>	\$2,483,236.58	\$792,506.26	\$1,263,869.60
Average Yield	<u>0.14%</u>	0.16%	0.14%	0.24%
Income Earned	<u>\$340.10</u>	\$315.48	\$1,082.35	\$260.04

Account: CO 2013 STREET PROJECTS	Current Month (as of 31-JUL-2013)	Previous Month (as of 30-JUN-2013)	Your Fiscal Year To Date (from 01-OCT-2012)	Current Month Previous Year (as of 31-JUL-2012)
Beginning of Month Balance	<u>\$994,999.84</u>	\$994,873.01	\$0.00	\$0.00
Investments	<u>\$0.00</u>	\$0.00	\$994,390.05	\$0.00
Disbursements	<u>\$0.00</u>	\$0.00	\$0.00	\$0.00
End of Month Balance	<u>\$995,117.96</u>	\$994,999.84	\$995,117.96	\$0.00
Average Daily Balance	<u>\$995,062.71</u>	\$994,937.96	\$549,741.37	\$0.00
Average Yield	<u>0.14%</u>	0.16%	0.14%	0.24%
Income Earned	<u>\$118.12</u>	\$126.83	\$727.91	\$0.00

Account: CO 2013 STORM WATER	Current Month (as of 31-JUL-2013)	Previous Month (as of 30-JUN-2013)	Your Fiscal Year To Date (from 01-OCT-2012)	Current Month Previous Year (as of 31-JUL-2012)
Beginning of Month Balance	<u>\$4,327,652.74</u>	\$4,327,101.25	\$0.00	\$0.00
Investments	<u>\$0.00</u>	\$0.00	\$4,325,000.00	\$0.00
Disbursements	<u>\$0.00</u>	\$0.00	\$0.00	\$0.00
End of Month Balance	<u>\$4,328,166.55</u>	\$4,327,652.74	\$4,328,166.55	\$0.00
Average Daily Balance	<u>\$4,327,926.25</u>	\$4,327,383.61	\$2,391,045.35	\$0.00
Average Yield	<u>0.14%</u>	0.16%	0.14%	0.24%
Income Earned	<u>\$513.81</u>	\$551.49	\$3,166.55	\$0.00

Account: GO DEBT SERVICE	Current Month (as of 31-JUL-2013)	Previous Month (as of 30-JUN-2013)	Your Fiscal Year To Date (from 01-OCT-2012)	Current Month Previous Year (as of 31-JUL-2012)
Beginning of Month Balance	<u>\$1,395,721.90</u>	\$1,374,447.99	\$952,933.55	\$2,094,870.18
Investments	<u>\$14,862.79</u>	\$21,096.96	\$1,485,860.64	\$19,731.02
Disbursements	<u>\$1,401,225.00</u>	\$0.00	\$2,431,119.32	\$929,143.75
End of Month Balance	<u>\$9,505.89</u>	\$1,395,721.90	\$9,505.89	\$1,185,885.56
Average Daily Balance	<u>\$1,200,990.76</u>	\$1,388,542.00	\$1,262,425.20	\$2,076,837.52
Average Yield	<u>0.14%</u>	0.16%	0.14%	0.24%
Income Earned	<u>\$146.20</u>	\$176.95	\$1,831.02	\$428.11

Account: UTILITY FUND DEBT SERVICE	Current Month (as of 31-JUL-2013)	Previous Month (as of 30-JUN-2013)	Your Fiscal Year To Date (from 01-OCT-2012)	Current Month Previous Year (as of 31-JUL-2012)
Beginning of Month Balance	<u>\$91,549.00</u>	\$91,537.33	\$91,426.20	\$864,843.17
Investments	<u>\$0.00</u>	\$0.00	\$0.00	\$0.00
Disbursements	<u>\$0.00</u>	\$0.00	\$0.00	\$606,843.75
End of Month Balance	<u>\$91,559.89</u>	\$91,549.00	\$91,559.89	\$258,173.71
Average Daily Balance	<u>\$91,554.80</u>	\$91,543.30	\$91,497.96	\$845,362.32
Average Yield	<u>0.14%</u>	0.16%	0.14%	0.24%
Income Earned	<u>\$10.89</u>	\$11.67	\$133.69	\$174.29

Account: FIRE BLDG CONST FUND	Current Month (as of 31-JUL-2013)	Previous Month (as of 30-JUN-2013)	Your Fiscal Year To Date (from 01-OCT-2012)	Current Month Previous Year (as of 31-JUL-2012)
Beginning of Month Balance	<u>\$0.00</u>	\$0.00	\$0.00	\$0.00
Investments	<u>\$0.00</u>	\$0.00	\$173,796.32	\$0.00
Disbursements	<u>\$0.00</u>	\$0.00	\$173,852.25	\$0.00
End of Month Balance	<u>\$0.00</u>	\$0.00	\$0.00	\$0.00
Average Daily Balance	<u>\$0.00</u>	\$0.00	\$39,706.79	\$0.00
Average Yield	<u>0.14%</u>	0.16%	0.14%	0.24%
Income Earned	<u>\$0.00</u>	\$0.00	\$55.93	\$0.00

Account: POLICE BLDG FUND	Current Month (as of 31-JUL-2013)	Previous Month (as of 30-JUN-2013)	Your Fiscal Year To Date (from 01-OCT-2012)	Current Month Previous Year (as of 31-JUL-2012)
Beginning of Month Balance	<u>\$0.00</u>	\$0.00	\$0.00	\$0.00
Investments	<u>\$0.00</u>	\$0.00	\$0.00	\$0.00
Disbursements	<u>\$0.00</u>	\$0.00	\$0.00	\$0.00
End of Month Balance	<u>\$0.00</u>	\$0.00	\$0.00	\$0.00
Average Daily Balance	<u>\$0.00</u>	\$0.00	\$0.00	\$0.00
Average Yield	<u>0.14%</u>	0.16%	0.14%	0.24%
Income Earned	<u>\$0.00</u>	\$0.00	\$0.00	\$0.00

Account: CMA ACCOUNT - M&O TAXES	Current Month (as of 31-JUL-2013)	Previous Month (as of 30-JUN-2013)	Your Fiscal Year To Date (from 01-OCT-2012)	Current Month Previous Year (as of 31-JUL-2012)
Beginning of Month Balance	<u>\$608,198.46</u>	\$3,534,705.87	\$1,375.33	\$4,328,557.47
Investments	<u>\$53,067.00</u>	\$73,340.76	\$4,515,769.89	\$59,927.65
Disbursements	<u>\$0.00</u>	\$3,000,000.00	\$3,858,258.03	\$0.00
End of Month Balance	<u>\$661,341.72</u>	\$608,198.46	\$661,341.72	\$4,389,384.80
Average Daily Balance	<u>\$642,829.11</u>	\$1,183,572.57	\$1,766,547.04	\$4,365,011.65
Average Yield	<u>0.14%</u>	0.16%	0.14%	0.24%
Income Earned	<u>\$76.26</u>	\$151.83	\$2,454.53	\$899.68

Account: COMPUTER LEASE ACCT.	Current Month (as of 31-JUL-2013)	Previous Month (as of 30-JUN-2013)	Your Fiscal Year To Date (from 01-OCT-2012)	Current Month Previous Year (as of 31-JUL-2012)
Beginning of Month Balance	<u>\$0.00</u>	\$0.00	\$0.00	\$0.00
Investments	<u>\$0.00</u>	\$0.00	\$0.00	\$0.00
Disbursements	<u>\$0.00</u>	\$0.00	\$0.00	\$0.00
End of Month Balance	<u>\$0.00</u>	\$0.00	\$0.00	\$0.00
Average Daily Balance	<u>\$0.00</u>	\$0.00	\$0.00	\$0.00
Average Yield	<u>0.14%</u>	0.16%	0.14%	0.24%
Income Earned	<u>\$0.00</u>	\$0.00	\$0.00	\$0.00

Account: C.O. SERIES 2001	Current Month (as of 31-JUL-2013)	Previous Month (as of 30-JUN-2013)	Your Fiscal Year To Date (from 01-OCT-2012)	Current Month Previous Year (as of 31-JUL-2012)
Beginning of Month Balance	<u>\$0.00</u>	\$0.00	\$0.00	\$101,381.29
Investments	<u>\$0.00</u>	\$0.00	\$0.00	\$0.00
Disbursements	<u>\$0.00</u>	\$0.00	\$0.00	\$101,398.91
End of Month Balance	<u>\$0.00</u>	\$0.00	\$0.00	\$0.00
Average Daily Balance	<u>\$0.00</u>	\$0.00	\$0.00	\$85,037.43
Average Yield	<u>0.14%</u>	0.16%	0.14%	0.24%
Income Earned	<u>\$0.00</u>	\$0.00	\$0.00	\$17.62

Account: SELF INSURANCE FUND	Current Month (as of 31-JUL-2013)	Previous Month (as of 30-JUN-2013)	Your Fiscal Year To Date (from 01-OCT-2012)	Current Month Previous Year (as of 31-JUL-2012)
Beginning of Month Balance	<u>\$20,288.91</u>	\$220,275.77	\$280,063.01	\$45,298.63
Investments	<u>\$943,971.54</u>	\$0.00	\$2,294,244.07	\$100,000.00
Disbursements	<u>\$928,445.01</u>	\$200,000.00	\$2,538,898.06	\$144,561.19
End of Month Balance	<u>\$35,822.86</u>	\$20,288.91	\$35,822.86	\$739.05
Average Daily Balance	<u>\$62,263.95</u>	\$103,618.37	\$266,516.10	\$7,466.92
Average Yield	<u>0.14%</u>	0.16%	0.14%	0.24%
Income Earned	<u>\$7.42</u>	\$13.14	\$413.84	\$1.61

Account: DISPUTED WATER CHARGES	Current Month (as of 31-JUL-2013)	Previous Month (as of 30-JUN-2013)	Your Fiscal Year To Date (from 01-OCT-2012)	Current Month Previous Year (as of 31-JUL-2012)
Beginning of Month Balance	<u>\$0.00</u>	\$0.00	\$0.00	\$0.00
Investments	<u>\$0.00</u>	\$0.00	\$0.00	\$0.00
Disbursements	<u>\$0.00</u>	\$0.00	\$0.00	\$0.00
End of Month Balance	<u>\$0.00</u>	\$0.00	\$0.00	\$0.00
Average Daily Balance	<u>\$0.00</u>	\$0.00	\$0.00	\$0.00
Average Yield	<u>0.14%</u>	0.16%	0.14%	0.24%
Income Earned	<u>\$0.00</u>	\$0.00	\$0.00	\$0.00

Account: FEDERAL FORFEITURE FUNDS	Current Month (as of 31-JUL-2013)	Previous Month (as of 30-JUN-2013)	Your Fiscal Year To Date (from 01-OCT-2012)	Current Month Previous Year (as of 31-JUL-2012)
Beginning of Month Balance	<u>\$100,483.46</u>	\$100,470.67	\$100,348.83	\$108,888.37
Investments	<u>\$0.00</u>	\$0.00	\$0.00	\$0.00
Disbursements	<u>\$3,598.20</u>	\$0.00	\$3,598.20	\$8,599.52
End of Month Balance	<u>\$96,896.90</u>	\$100,483.46	\$96,896.90	\$100,309.85
Average Daily Balance	<u>\$97,820.07</u>	\$100,477.22	\$100,155.24	\$101,687.18
Average Yield	<u>0.14%</u>	0.16%	0.14%	0.24%
Income Earned	<u>\$11.64</u>	\$12.79	\$146.27	\$21.00

Account: STATE FORFEITURE FUNDS	Current Month (as of 31-JUL-2013)	Previous Month (as of 30-JUN-2013)	Your Fiscal Year To Date (from 01-OCT-2012)	Current Month Previous Year (as of 31-JUL-2012)
Beginning of Month Balance	<u>\$1,366,501.21</u>	\$1,366,327.06	\$1,379,665.64	\$1,060,320.97
Investments	<u>\$0.00</u>	\$0.00	\$0.00	\$504,010.96
Disbursements	<u>\$20,835.00</u>	\$0.00	\$35,835.00	\$185,415.59
End of Month Balance	<u>\$1,345,826.68</u>	\$1,366,501.21	\$1,345,826.68	\$1,379,129.63
Average Daily Balance	<u>\$1,351,128.64</u>	\$1,366,416.23	\$1,367,469.32	\$1,034,984.69
Average Yield	<u>0.14%</u>	0.16%	0.14%	0.24%
Income Earned	<u>\$160.47</u>	\$174.15	\$1,996.04	\$213.29

Account: C.O. SERIES 2002	Current Month (as of 31-JUL-2013)	Previous Month (as of 30-JUN-2013)	Your Fiscal Year To Date (from 01-OCT-2012)	Current Month Previous Year (as of 31-JUL-2012)
Beginning of Month Balance	<u>\$59,123.41</u>	\$59,115.86	\$59,044.00	\$60,124.86
Investments	<u>\$0.00</u>	\$0.00	\$0.00	\$0.00
Disbursements	<u>\$0.00</u>	\$0.00	\$0.00	\$1,115.99
End of Month Balance	<u>\$59,130.40</u>	\$59,123.41	\$59,130.40	\$59,021.08
Average Daily Balance	<u>\$59,127.13</u>	\$59,119.72	\$59,090.40	\$59,195.38
Average Yield	<u>0.14%</u>	0.16%	0.14%	0.24%
Income Earned	<u>\$6.99</u>	\$7.55	\$86.40	\$12.21

Account: C.O. SERIES 2002A	Current Month (as of 31-JUL-2013)	Previous Month (as of 30-JUN-2013)	Your Fiscal Year To Date (from 01-OCT-2012)	Current Month Previous Year (as of 31-JUL-2012)
Beginning of Month Balance	<u>\$8,730.04</u>	\$8,728.87	\$8,718.27	\$43,357.76
Investments	<u>\$0.00</u>	\$0.00	\$0.00	\$0.00
Disbursements	<u>\$0.00</u>	\$0.00	\$0.00	\$34,646.00
End of Month Balance	<u>\$8,731.12</u>	\$8,730.04	\$8,731.12	\$8,714.87
Average Daily Balance	<u>\$8,730.61</u>	\$8,729.47	\$8,725.09	\$14,302.00
Average Yield	<u>0.14%</u>	0.16%	0.14%	0.24%
Income Earned	<u>\$1.08</u>	\$1.17	\$12.85	\$3.11

Account: STATE PENDING FORFEITURE FUND	Current Month (as of 31-JUL-2013)	Previous Month (as of 30-JUN-2013)	Your Fiscal Year To Date (from 01-OCT-2012)	Current Month Previous Year (as of 31-JUL-2012)
Beginning of Month Balance	<u>\$999,249.58</u>	\$999,122.26	\$997,911.61	\$997,318.29
Investments	<u>\$0.00</u>	\$0.00	\$0.00	\$0.00
Disbursements	<u>\$0.00</u>	\$0.00	\$0.00	\$0.00
End of Month Balance	<u>\$999,368.24</u>	\$999,249.58	\$999,368.24	\$997,523.93
Average Daily Balance	<u>\$999,312.74</u>	\$999,187.45	\$998,693.33	\$997,427.72
Average Yield	<u>0.14%</u>	0.16%	0.14%	0.24%
Income Earned	<u>\$118.66</u>	\$127.32	\$1,456.63	\$205.64

Account: CAPITAL PROJECTS FUND	Current Month (as of 31-JUL-2013)	Previous Month (as of 30-JUN-2013)	Your Fiscal Year To Date (from 01-OCT-2012)	Current Month Previous Year (as of 31-JUL-2012)
Beginning of Month Balance	<u>\$33,107.85</u>	\$33,103.56	\$33,063.67	\$33,044.05
Investments	<u>\$0.00</u>	\$0.00	\$0.00	\$0.00
Disbursements	<u>\$0.00</u>	\$0.00	\$0.00	\$0.00
End of Month Balance	<u>\$33,111.73</u>	\$33,107.85	\$33,111.73	\$33,050.85
Average Daily Balance	<u>\$33,109.92</u>	\$33,105.75	\$33,089.47	\$33,047.66
Average Yield	<u>0.14%</u>	0.16%	0.14%	0.24%
Income Earned	<u>\$3.88</u>	\$4.29	\$48.06	\$6.80

Account: CO 2005 - CONSTRUCTION	Current Month (as of 31-JUL-2013)	Previous Month (as of 30-JUN-2013)	Your Fiscal Year To Date (from 01-OCT-2012)	Current Month Previous Year (as of 31-JUL-2012)
Beginning of Month Balance	<u>\$433,696.58</u>	\$433,641.31	\$436,606.98	\$377,402.35
Investments	<u>\$0.00</u>	\$0.00	\$0.00	\$224,600.00
Disbursements	<u>\$12,156.90</u>	\$0.00	\$15,649.40	\$165,636.50
End of Month Balance	<u>\$421,590.17</u>	\$433,696.58	\$421,590.17	\$436,437.35
Average Daily Balance	<u>\$424,703.97</u>	\$433,669.61	\$433,304.87	\$348,039.47
Average Yield	<u>0.14%</u>	0.16%	0.14%	0.24%
Income Earned	<u>\$50.49</u>	\$55.27	\$632.59	\$71.50

Account: CO 2005 - I&S	Current Month (as of 31-JUL-2013)	Previous Month (as of 30-JUN-2013)	Your Fiscal Year To Date (from 01-OCT-2012)	Current Month Previous Year (as of 31-JUL-2012)
Beginning of Month Balance	<u>\$0.00</u>	\$0.00	\$0.00	\$0.00
Investments	<u>\$0.00</u>	\$0.00	\$0.00	\$0.00
Disbursements	<u>\$0.00</u>	\$0.00	\$0.00	\$0.00
End of Month Balance	<u>\$0.00</u>	\$0.00	\$0.00	\$0.00
Average Daily Balance	<u>\$0.00</u>	\$0.00	\$0.00	\$0.00
Average Yield	<u>0.14%</u>	0.16%	0.14%	0.24%
Income Earned	<u>\$0.00</u>	\$0.00	\$0.00	\$0.00

Account: C.O. SERIES 2007	Current Month (as of 31-JUL-2013)	Previous Month (as of 30-JUN-2013)	Your Fiscal Year To Date (from 01-OCT-2012)	Current Month Previous Year (as of 31-JUL-2012)
Beginning of Month Balance	<u>\$139,846.04</u>	\$139,828.26	\$139,658.77	\$139,575.82
Investments	<u>\$0.00</u>	\$0.00	\$0.00	\$0.00
Disbursements	<u>\$0.00</u>	\$0.00	\$0.00	\$0.00
End of Month Balance	<u>\$139,862.65</u>	\$139,846.04	\$139,862.65	\$139,604.57
Average Daily Balance	<u>\$139,854.88</u>	\$139,837.37	\$139,768.22	\$139,591.13
Average Yield	<u>0.14%</u>	0.16%	0.14%	0.24%
Income Earned	<u>\$16.61</u>	\$17.78	\$203.88	\$28.75

Account: UF CAPITAL PROJECTS FUND 054	Current Month (as of 31-JUL-2013)	Previous Month (as of 30-JUN-2013)	Your Fiscal Year To Date (from 01-OCT-2012)	Current Month Previous Year (as of 31-JUL-2012)
Beginning of Month Balance	<u>\$620,449.51</u>	\$620,370.45	\$619,618.32	\$43,573.58
Investments	<u>\$0.00</u>	\$0.00	\$0.00	\$830,000.00
Disbursements	<u>\$334,156.86</u>	\$0.00	\$334,156.86	\$254,245.75
End of Month Balance	<u>\$286,337.51</u>	\$620,449.51	\$286,337.51	\$619,377.59
Average Daily Balance	<u>\$372,554.40</u>	\$620,410.92	\$594,821.18	\$253,069.78
Average Yield	<u>0.14%</u>	0.16%	0.14%	0.24%
Income Earned	<u>\$44.86</u>	\$79.06	\$876.05	\$49.76

Account: CO SERIES 2009	Current Month (as of 31-JUL-2013)	Previous Month (as of 30-JUN-2013)	Your Fiscal Year To Date (from 01-OCT-2012)	Current Month Previous Year (as of 31-JUL-2012)
Beginning of Month Balance	<u>\$73,600.26</u>	\$73,590.86	\$73,501.98	\$74,980.69
Investments	<u>\$0.00</u>	\$0.00	\$0.00	\$0.00
Disbursements	<u>\$0.00</u>	\$0.00	\$0.00	\$1,522.50
End of Month Balance	<u>\$73,609.02</u>	\$73,600.26	\$73,609.02	\$73,473.40
Average Daily Balance	<u>\$73,604.92</u>	\$73,595.68	\$73,559.36	\$73,711.86
Average Yield	<u>0.14%</u>	0.16%	0.14%	0.24%
Income Earned	<u>\$8.76</u>	\$9.40	\$107.04	\$15.21

Account: SANITATION COLLECTN ADDTL REV	Current Month (as of 31-JUL-2013)	Previous Month (as of 30-JUN-2013)	Your Fiscal Year To Date (from 01-OCT-2012)	Current Month Previous Year (as of 31-JUL-2012)
Beginning of Month Balance	<u>\$488,583.28</u>	\$488,521.06	\$487,929.29	\$326,816.92
Investments	<u>\$0.00</u>	\$0.00	\$0.00	\$160,843.19
Disbursements	<u>\$0.00</u>	\$0.00	\$0.00	\$0.00
End of Month Balance	<u>\$488,641.32</u>	\$488,583.28	\$488,641.32	\$487,739.70
Average Daily Balance	<u>\$488,614.17</u>	\$488,552.92	\$488,311.42	\$389,117.19
Average Yield	<u>0.14%</u>	0.16%	0.14%	0.24%
Income Earned	<u>\$58.04</u>	\$62.22	\$712.03	\$79.59

Account: GF CAPITAL PROJECTS FUND 091	Current Month (as of 31-JUL-2013)	Previous Month (as of 30-JUN-2013)	Your Fiscal Year To Date (from 01-OCT-2012)	Current Month Previous Year (as of 31-JUL-2012)
Beginning of Month Balance	<u>\$925,953.89</u>	\$925,835.85	\$924,713.87	\$896,289.82
Investments	<u>\$0.00</u>	\$0.00	\$0.00	\$276,736.00
Disbursements	<u>\$111,182.31</u>	\$0.00	\$111,182.31	\$248,834.96
End of Month Balance	<u>\$814,871.93</u>	\$925,953.89	\$814,871.93	\$924,354.59
Average Daily Balance	<u>\$843,518.48</u>	\$925,896.29	\$917,026.11	\$794,797.19
Average Yield	<u>0.14%</u>	0.16%	0.14%	0.24%
Income Earned	<u>\$100.35</u>	\$118.04	\$1,340.37	\$163.73

Account: CO 2011 - GF 065	Current Month (as of 31-JUL-2013)	Previous Month (as of 30-JUN-2013)	Your Fiscal Year To Date (from 01-OCT-2012)	Current Month Previous Year (as of 31-JUL-2012)
Beginning of Month Balance	<u>\$2,084,466.07</u>	\$2,084,200.47	\$2,333,171.31	\$1,799,353.15
Investments	<u>\$0.00</u>	\$0.00	\$0.00	\$1,864,038.36
Disbursements	<u>\$138,515.21</u>	\$0.00	\$390,095.21	\$231,951.26
End of Month Balance	<u>\$1,946,186.42</u>	\$2,084,466.07	\$1,946,186.42	\$3,431,863.69
Average Daily Balance	<u>\$1,981,823.72</u>	\$2,084,336.45	\$2,122,507.90	\$2,063,468.12
Average Yield	<u>0.14%</u>	0.16%	0.14%	0.24%
Income Earned	<u>\$235.56</u>	\$265.60	\$3,110.32	\$423.44

<u>Account:</u> CO 2011 - UF 066	<u>Current Month</u> (as of 31-JUL-2013)	<u>Previous Month</u> (as of 30-JUN-2013)	<u>Your Fiscal Year To Date</u> (from 01-OCT-2012)	<u>Current Month Previous Year</u> (as of 31-JUL-2012)
Beginning of Month Balance	<u>\$3,351,787.29</u>	\$3,351,360.16	\$4,443,473.71	\$2,440,099.14
Investments	<u>\$0.00</u>	\$0.00	\$0.00	\$2,016,043.83
Disbursements	<u>\$44,003.00</u>	\$0.00	\$1,140,576.30	\$15,000.00
End of Month Balance	<u>\$3,308,178.50</u>	\$3,351,787.29	\$3,308,178.50	\$4,441,747.45
Average Daily Balance	<u>\$3,319,350.27</u>	\$3,351,578.83	\$3,582,473.15	\$2,948,069.47
Average Yield	<u>0.14%</u>	0.16%	0.14%	0.24%
Income Earned	<u>\$394.21</u>	\$427.13	\$5,281.09	\$604.48

Close Report



For more information, contact Texas CLASS- Client Services at (800)707-6242 Fax:(855)848-9910 or www.texasclass.com

STATEMENT OF NET ASSETS**Texas CLASS**

31-JUL-2013

(UNAUDITED)

Face Amount		Maturity Date	Yield/Rate	Value (a)
Federal Farm Credit Bank Notes				
			(1.40%)	
\$15,000,000.00	Federal Farm Credit Bank Notes	02/10/2014	0.14%	\$14,993,565.00
\$25,000,000.00	Federal Farm Credit Bank Notes	10/18/2013	0.14%	\$24,998,375.00
\$40,000,000.00	Total Federal Farm Credit Bank Notes			\$39,991,940.00
Federal Home Loan Bank Notes				
			(4.71%)	
\$50,000,000.00	Federal Home Loan Bank Notes	10/01/2013	0.06%	\$49,997,450.00
\$25,000,000.00	Federal Home Loan Bank Notes	08/08/2013	0.14%	\$25,000,075.00
\$28,095,000.00	Federal Home Loan Bank Notes	12/26/2013	0.10%	\$28,088,116.73
\$31,065,000.00	Federal Home Loan Bank Notes	10/30/2013	0.05%	\$31,062,670.13
\$134,160,000.00	Total Federal Home Loan Bank Notes			\$134,148,311.86
Federal National Mortgage Association Notes				
			(1.75%)	
\$20,000,000.00	Federal National Mortgage Association Notes	12/02/2013	0.06%	\$19,995,900.00
\$30,000,000.00	Federal National Mortgage Association Notes	12/31/2013	0.15%	\$29,992,410.00
\$50,000,000.00	Total Federal National Mortgage Association Notes			\$49,988,310.00

Freddie Mac Notes**(1.61 %)**

\$15,000,000.00	FREDDIE MAC Notes	02/04/2014	0.16%	\$14,993,775.00
\$5,900,000.00	FREDDIE MAC Notes	02/11/2014	0.10%	\$5,897,457.10
\$25,000,000.00	FREDDIE MAC Notes	11/05/2013	0.13%	\$24,997,325.00
<hr/>				
\$45,900,000.00	Total Freddie Mac Notes			\$45,888,557.10

Farmer Mac Notes**(3.33 %)**

\$25,000,000.00	FARMER MAC Notes	11/26/2013	0.14%	\$24,996,750.00
\$25,000,000.00	FARMER MAC Notes	08/01/2013	0.19%	\$25,000,000.00
\$20,000,000.00	FARMER MAC Notes	12/27/2013	0.18%	\$19,995,060.00
\$25,000,000.00	FARMER MAC Notes	09/13/2013	0.16%	\$24,999,400.00
<hr/>				
\$95,000,000.00	Total Farmer Mac Notes			\$94,991,210.00

Repurchase Agreements**(10.60 %)**

\$202,160,794.79	Collateral Total Amount = \$206,204,010.69 or 102%.	08/01/2013	0.02%	\$202,160,794.79
\$50,000,000.00	Collateral Total Amount = \$51,000,000.00 or 102%.	08/01/2013	0.05%	\$50,000,000.00
\$50,000,000.00	Collateral Total Amount = \$51,000,000.00 or 102%.	08/01/2013	0.07%	\$50,000,000.00
<hr/>				
\$302,160,794.79	Total Repurchase Agreements			\$302,160,794.79

Municipal**(0.86 %)**

\$20,000,000.00	State of Texas	08/30/2013	0.22%	\$20,038,200.00
\$4,400,000.00	State of Texas	10/01/2013	0.22%	\$4,433,968.00
<hr/>				
\$24,400,000.00	Total Municipal			\$24,472,168.00

Commercial Paper**(56.79 %)**

\$25,000,000.00	Nieuw Amsterdam Rec Corp	08/05/2013	0.17%	\$24,999,547.50
\$25,000,000.00	Ridgefield Funding Co LLC	08/05/2013	0.23%	\$24,999,480.00
\$15,000,000.00	Barclays US Funding LLC	08/07/2013	0.47%	\$14,999,679.00
\$33,500,000.00	Fairway Finance LLC	09/09/2013	0.21%	\$33,500,971.50

\$25,000,000.00	Kells Funding LLC	09/05/2013	0.22%	\$24,996,400.00
\$15,000,000.00	Standard Chartered Bank	09/03/2013	0.25%	\$14,998,153.50
\$15,000,000.00	Alpine Securitization Corp	10/18/2013	0.27%	\$14,993,779.50
\$35,000,000.00	Market Street Fdg LLC	08/26/2013	0.16%	\$34,997,473.00
\$15,000,000.00	Fairway Finance LLC	01/06/2014	0.20%	\$14,998,740.00
\$25,000,000.00	Credit Suisse New York	10/04/2013	0.29%	\$24,992,537.50
\$25,000,000.00	Gotham Funding Corp	09/19/2013	0.19%	\$24,993,645.00
\$15,000,000.00	Credit Suisse New York	12/05/2013	0.27%	\$14,988,129.00
\$25,000,000.00	Societe Generale North America	09/24/2013	0.26%	\$24,992,120.00
\$50,000,000.00	Nieuw Amsterdam Rec Corp	09/04/2013	0.18%	\$49,992,565.00
\$25,000,000.00	Svenska Handelsbank Inc	08/19/2013	0.24%	\$24,998,510.00
\$40,000,000.00	Barclays Capital Funding US	03/07/2014	0.41%	\$39,897,312.00
\$20,000,000.00	ING US Funding LLC	08/22/2013	0.20%	\$19,998,372.00
\$25,000,000.00	Nieuw Amsterdam Rec Corp	08/02/2013	0.20%	\$24,999,820.00
\$35,000,000.00	Manhattan Asset Fdg Corp	08/06/2013	0.20%	\$34,999,125.00
\$25,000,000.00	Barclays US Funding LLC	08/09/2013	0.49%	\$24,999,282.50
\$30,000,000.00	Standard Chartered Bank	04/10/2014	0.33%	\$29,900,487.00
\$15,008,000.00	Golden Funding Corp	08/19/2013	0.23%	\$15,006,755.84
\$25,000,000.00	Credit Suisse New York	09/16/2013	0.41%	\$24,994,767.50
\$25,000,000.00	Svenska Handelsbank Inc	09/25/2013	0.23%	\$24,994,360.00
\$20,500,000.00	ING US Funding LLC	12/17/2013	0.53%	\$20,479,524.60
\$25,000,000.00	Working Capital Mgmt	08/08/2013	0.19%	\$24,999,277.50
\$30,000,000.00	Rabobank USA Fin Corp	09/05/2013	0.26%	\$29,996,400.00
\$50,000,000.00	ING US Funding LLC	09/03/2013	0.38%	\$49,992,305.00
\$25,000,000.00	Victory Receivables Corp	09/09/2013	0.18%	\$24,995,082.50
\$16,000,000.00	Kells Funding LLC	09/12/2013	0.22%	\$15,997,152.00
\$15,000,000.00	University of Texas Sys	09/09/2013	0.13%	\$15,000,300.00
\$25,000,000.00	Barclays Capital Funding US	01/10/2014	0.49%	\$24,962,985.00
\$15,000,000.00	Fairway Finance LLC	01/14/2014	0.20%	\$14,998,695.00
\$40,009,000.00	Market Street Fdg LLC	08/23/2013	0.14%	\$40,006,443.42
\$20,000,000.00	Bank of Tokyo-Mitsubishi UFJ	08/12/2013	0.18%	\$19,999,180.00
\$20,000,000.00	Kells Funding LLC	11/06/2013	0.24%	\$19,989,220.00
\$25,000,000.00	Societe Generale North America	08/26/2013	0.27%	\$24,997,725.00
\$20,000,000.00	Kells Funding LLC	01/16/2014	0.21%	\$19,999,120.00
\$35,000,000.00	UBS Finance DE LLC	09/26/2013	0.32%	\$34,991,355.00
\$35,000,000.00	Starbird Funding Corp	08/01/2013	0.16%	\$34,999,853.00
\$20,000,000.00	Barclays US Funding LLC	09/04/2013	0.38%	\$19,996,830.00
\$30,000,000.00	Credit Suisse New York	11/08/2013	0.36%	\$30,000,000.00
\$28,000,000.00	Sheffield Receivables Co	10/15/2013	0.19%	\$27,989,004.40
\$20,180,000.00	Manhattan Asset Fdg Corp	08/12/2013	0.20%	\$20,178,991.00
\$25,000,000.00	Societe Generale North America	08/01/2013	0.28%	\$24,999,922.50
\$20,000,000.00	FCAR Owner Trust	12/03/2013	0.26%	\$19,982,292.00
\$40,000,000.00	Standard Chartered Bank	01/07/2014	0.26%	\$39,942,576.00
\$15,000,000.00	Standard Chartered Bank	08/02/2013	0.31%	\$14,999,941.50

\$43,378,000.00	ING US Funding LLC	08/02/2013	0.45%	\$43,377,783.11
\$20,000,000.00	Ridgefield Funding Co LLC	08/12/2013	0.23%	\$19,999,000.00
\$13,500,000.00	Manhattan Asset Fdg Corp	08/13/2013	0.20%	\$13,499,268.30
\$30,000,000.00	Ridgefield Funding Co LLC	08/01/2013	0.23%	\$29,999,874.00
\$31,020,000.00	Societe Generale North America	09/17/2013	0.25%	\$31,012,223.29
\$25,000,000.00	Credit Suisse New York	10/18/2013	0.29%	\$24,990,197.50
\$28,000,000.00	Market Street Fdg LLC	10/16/2013	0.17%	\$27,992,213.20
\$30,000,000.00	Fairway Finance LLC	12/04/2013	0.19%	\$29,998,020.00
\$25,000,000.00	Kells Funding LLC	03/18/2014	0.24%	\$24,996,925.00
\$25,000,000.00	Rabobank USA Fin Corp	12/02/2013	0.25%	\$24,986,135.00
\$35,000,000.00	Sheffield Receivables Co	09/06/2013	0.19%	\$34,994,424.50
\$10,000,000.00	ING US Funding LLC	11/01/2013	0.51%	\$9,994,033.00
\$15,000,000.00	University of Texas Prem	08/05/2013	0.11%	\$15,000,150.00
\$20,000,000.00	Kells Funding LLC	10/29/2013	0.28%	\$20,003,740.00
\$25,000,000.00	UBS Finance DE LLC	09/23/2013	0.32%	\$24,994,300.00
\$20,000,000.00	Barclays US Funding Corp	02/07/2014	0.44%	\$19,960,526.00

\$1,619,095,000.00	Total Commercial Paper	\$1,618,525,000.66
--------------------	------------------------	--------------------

Money Market Accounts**(18.95%)**

\$140,000,000.00	Wells Fargo Heritage MMF	08/01/2013	0.07%	\$140,000,000.00
\$75,000,000.00	JPMorgan Chase	08/01/2013	0.25%	\$75,000,000.00
\$125,000,000.00	JPMorgan Chase	08/01/2013	0.35%	\$125,000,000.00
\$100,000,000.00	JP Morgan Primary Money Mkt Fd	08/01/2013	0.03%	\$100,000,000.00
\$100,000,000.00	Blackrock Liquidity TempFund	08/01/2013	0.04%	\$100,000,000.00

\$540,000,000.00	Total Money Market Accounts	\$540,000,000.00
------------------	-----------------------------	------------------

\$2,850,715,794.79	Total Investments	\$2,850,166,292.41
--------------------	-------------------	--------------------

Close Report



Daily Rates

July 2013

For more information, contact Texas CLASS- Client Services at (800)707-6242 Fax:(855)848-9910 or www.texasclass.com

Texas CLASS

Date	Daily Rates	Annual Yield
07/01/2013	0.16%	0.16%
07/02/2013	0.13%	0.13%
07/03/2013	0.15%	0.15%
07/04/2013	0.15%	0.15%
07/05/2013	0.15%	0.15%
07/06/2013	0.15%	0.15%
07/07/2013	0.15%	0.15%
07/08/2013	0.14%	0.14%
07/09/2013	0.14%	0.14%
07/10/2013	0.14%	0.14%
07/11/2013	0.14%	0.14%
07/12/2013	0.14%	0.14%
07/13/2013	0.14%	0.14%
07/14/2013	0.14%	0.14%
07/15/2013	0.15%	0.15%
07/16/2013	0.15%	0.15%
07/17/2013	0.15%	0.15%
07/18/2013	0.15%	0.15%
07/19/2013	0.15%	0.15%
07/20/2013	0.15%	0.15%
07/21/2013	0.15%	0.15%
07/22/2013	0.15%	0.15%
07/23/2013	0.16%	0.16%
07/24/2013	0.13%	0.13%
07/25/2013	0.12%	0.12%
07/26/2013	0.12%	0.12%
07/27/2013	0.12%	0.12%
07/28/2013	0.12%	0.12%
07/29/2013	0.12%	0.12%
07/30/2013	0.11%	0.11%
07/31/2013	0.11%	0.11%
Average:	0.14%	0.14%

Rates can vary over time. Past performance is no guarantee of future results.



DIVIDEND FACTOR	Portfolio investment income earned for the one day period less expenses divided by the total shares outstanding in the portfolio
DAILY RATE	Dividend factor multiplied by the number of days in the year
ANNUAL YIELD	Dividend factor exponentially raised to the number of days in the year
7 DAY YIELD*	The sum of the preceding 7 days' income dividend factors multiplied by 365/7
7 DAY EFFECTIVE YIELD*	The sum of the preceding 7 days' income dividend factors exponentially raised to 365/7
AVERAGE MONTH TO DATE YIELD	The product of the monthly dividend factors exponentially raised to 365/number of days in month

* Required SEC yields for money market funds
Raising a number exponentially shows the effect of compounding.

CITY OF KINGSVILLE
CERTIFICATES OF DEPOSIT

Kleberg Bank

Since 1905

100 East Kleberg Avenue
P.O. Drawer 911
Kingsville, Texas 78364

361-592-8501
361-593-1500 Fax
www.klebergbank.com

August 6, 2013

Mr. Mark Rushing
Director of Finance
City of Kingsville
P. O. Box 1458
Kingsville, Texas 78364

Dear Mr. Rushing,

Our records indicate the status of the accounts held by the City of Kingsville for the month ending July 31, 2013 to be:

Demand Deposit Account Balances	\$ 4,886,985.23
Certificates of Deposit	\$ <u>6,025,000.00</u>
Total Account & CD Balances	\$ <u>10,911,985.23</u>
Market Value of Securities	\$ 11,324,982.26
FDIC Coverage	\$ <u>250,000.00</u>
Total Pledge & FDIC Coverage	\$ <u>11,574,982.26</u>
Net Pledge & FDIC Coverage over (+) Account & CD Balances	\$ 662,997.03



Please let us know if you have any questions.

Sincerely,

A handwritten signature in cursive script that reads "Lois Staff".

Lois Staff
Accounting Officer

Pledges By Pledgee And Maturity

IPA

Pledged To: CITY OF KINGSVILLE

Kleberg First National Bank - Kingsville, TX

Page 11 of 17

As Of 7/31/2013

Receipt# Safekeeping Location	CUSIP	ASC 320 Maturity	Description Prerefund	Pool/Type Coupon	Moody S&P	Original Face Pledged Percent	Pledged		
							Original Face	Par	Book Value Market Value
TIB: TIB	3128MBX93	AFS	MBS FHLMC Gold 15 Yr G13: 11/01/22	G13204 6.00		2,200,000.00 100.00%	2,200,000.00	355,624.85	357,760.05 383,993.52
TIB: TIB	36297FSV5	AFS	MBS GNMA I 15-Yr SF 08/15/24	710732 4.50		2,000,000.00 100.00%	2,000,000.00	801,386.70	835,772.77 852,979.98
TIB: TIB	3620A9WW7	AFS	MBS GNMA I 15-Yr SF 12/15/24	723461 4.50		2,200,000.00 100.00%	2,200,000.00	1,013,600.48	1,073,870.57 1,078,856.08
TIB: TIB	36202FCW4	AFS	MBS GNMA II 15-Yr SF 12/20/24	004585 4.50		1,550,000.00 100.00%	1,550,000.00	780,879.82	816,629.44 831,152.86
TIB: TIB	36202FD78	AFS	MBS GNMA II 15-Yr SF 02/20/25	004626 4.50	N/A N/A	1,500,000.00 100.00%	1,500,000.00	722,999.21	764,067.75 769,545.90
TIB: TIB	36202FFH4	AFS	MBS GNMA II 15-Yr SF 04/20/25	004668 4.50		2,260,000.00 100.00%	2,260,000.00	1,058,023.14	1,118,286.44 1,126,138.67
TIB: TIB	3128MCP58	AFS	MBS FHLMC Gold 15 Yr 05/01/25	G13333 4.50	N/A N/A	2,325,000.00 100.00%	2,325,000.00	1,002,193.04	1,067,032.19 1,067,937.58
TIB: TIB	36202FF43	AFS	MBS GNMA II 15-Yr SF 05/20/25	004687 4.50		2,300,000.00 100.00%	2,300,000.00	1,162,581.30	1,238,452.10 1,237,428.28
TIB: TIB	3128MCCR9	AFS	MBS FHLMC Gold 15 Yr 05/01/26	G14152 4.50	N/A N/A	2,050,000.00 100.00%	2,050,000.00	1,340,391.93	1,428,507.72 1,436,306.92
TIB: TIB	3138EG3A0	AFS	MBS FNMA 15-Yr 09/01/26	AL0792 4.50		2,000,000.00 100.00%	2,000,000.00	1,323,607.26	1,413,815.21 1,404,426.72
TIB: TIB	31417YP50	AFS	MBS FNMA Conv 05/01/30	MA0443 5.00	N/A N/A	1,100,000.00 100.00%	1,100,000.00	548,315.98	589,328.80 597,576.69
TIB: TIB	36202D3G4	AFS	MBS GNMA II 30-Yr SF 01/20/34	003499 5.00		1,960,000.00 100.00%	1,960,000.00	284,293.92	282,143.87 311,049.16
TIB: TIB	31403DDP1	AFS	MBS FNMA 30-Yr 01/01/36	745410 5.00		1,495,000.00 100.00%	1,495,000.00	129,890.89	129,890.89 139,049.34

Although the information in this report has been obtained from sources believed to be reliable, its accuracy cannot be guaranteed.
8/5/2013 8:45 AM - MWM / KLEB

IPA - Investment Portfolio Accounting Copyright © 2008

170

The Baker Group Software Solutions, Inc.

Pledges By Pledgee And Maturity



Pledged To: CITY OF KINGSVILLE

Kleberg First National Bank - Kingsville, TX

As Of 7/31/2013

Page 12 of 17

Receipt# Safekeeping Location	CUSIP	ASC 320 Description Maturity	Prerefund	Pool/Type Coupon	Moody S&P	Original Face Pledged Percent	Pledged		
							Original Face	Par	Book Value
TIB: TIB	31281BTD2	AFS MBS FHLMC 30-Yr Relo Gold 10/01/37		N31448 5.50	N/A N/A	1,100,000.00 100.00%	1,100,000.00	82,434.85	82,331.60
14 Securities Pledged To: 20 - CITY OF KINGSVILLE							26,040,000.00	10,606,223.37	11,197,889.40
									11,324,982.26

Although the information in this report has been obtained from sources believed to be reliable, its accuracy cannot be guaranteed.
8/5/2013 8:45 AM - MWM / KLEB

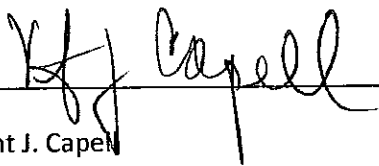
171

IPA - Investment Portfolio Accounting Copyright © 2008

The Baker Group Software Solutions, Inc.

August 31, 2013

This Investment Report is in compliance with the City of Kingsville investment strategies in the investment policy, and with relevant provisions of the Public Funds Investment Act.



Vincent J. Capen

City Manager



Mark A. Rushing

Director of Finance

CITY OF KINGSVILLE

INVESTMENT POOL



Financial Transparency Report

August 2013

For more information, contact Texas CLASS- Client Services at (800)707-6242 Fax:(855)848-9910 or www.texasclass.com

City of Kingsville

Total of all accounts

	<u>Current Month</u> (as of 31-AUG-2013)	<u>Previous Month</u> (as of 31-JUL-2013)	<u>Your Fiscal Year To Date</u> (from 01-OCT-2012)	<u>Current Month Previous Year</u> (as of 31-AUG-2012)
Beginning of Month Balance	<u>\$24,624,557.92</u>	\$27,772,036.06	\$18,402,434.21	\$24,807,038.18
Investments	<u>\$46,247.87</u>	\$1,774,046.29	\$22,345,049.23	\$422,759.22
Disbursements	<u>\$150.00</u>	\$4,924,728.29	\$16,111,259.65	\$789,647.32
End of Month Balance	<u>\$24,672,804.11</u>	\$24,624,557.92	\$24,672,804.11	\$24,445,042.02
Average Daily Balance	<u>\$24,656,880.99</u>	\$26,928,471.53	\$24,040,693.37	\$24,424,493.04
Income Earned	<u>\$2,148.32</u>	\$3,203.86	\$36,580.32	\$4,891.94

Benchmarks

	<u>Current Month</u> (as of 31-AUG-2013)	<u>Previous Month</u> (as of 31-JUL-2013)	<u>Your Portfolio Fiscal Year To Date</u> (from 01-OCT-2012)	<u>Current Month Previous Year</u> (as of 31-AUG-2012)
Your Texas CLASS Portfolio (Average)	0.10	0.14	0.12 (Average from 01-Jul)	0.24
US Federal Funds Rate (Ticker: FDFD)	0.08000 (30-AUG-2013)	0.09000 (31-JUL-2013)	0.17000 (31-OCT-2012)	0.15000 (31-AUG-2012)
1 Month USD LIBOR (Ticker: US0001M)	0.18206 (30-AUG-2013)	0.18673 (31-JUL-2013)	0.21200 (31-OCT-2012)	0.23050 (31-AUG-2012)

**Benchmark data is not averaged*

Account Details

Account: CO SERIES 2000

	<u>Current Month</u> (as of 31-AUG-2013)	<u>Previous Month</u> (as of 31-JUL-2013)	<u>Your Fiscal Year To Date</u> (from 01-OCT-2012)	<u>Current Month Previous Year</u> (as of 31-AUG-2012)
Beginning of Month Balance	<u>\$0.00</u>	\$0.00	\$0.00	\$0.00
Investments	<u>\$0.00</u>	\$0.00	\$657.31	\$0.00
Disbursements	<u>\$0.00</u>	\$0.00	\$657.31	\$0.00
End of Month Balance	<u>\$0.00</u>	\$0.00	\$0.00	\$0.00
Average Daily Balance	<u>\$0.00</u>	\$0.00	\$13.73	\$0.00
Average Yield	<u>0.10%</u>	0.14%	0.12%	0.24%
Income Earned	<u>\$0.00</u>	\$0.00	\$0.00	\$0.00

Account: CO SERIES 1998

	<u>Current Month</u> <u>(as of 31-AUG-2013)</u>	<u>Previous Month</u> <u>(as of 31-JUL-2013)</u>	<u>Your Fiscal Year To Date</u> <u>(from 01-OCT-2012)</u>	<u>Current Month Previous Year</u> <u>(as of 31-AUG-2012)</u>
Beginning of Month Balance	<u>\$52,987.83</u>	\$52,981.51	\$52,910.46	\$52,889.87
Investments	<u>\$0.00</u>	\$0.00	\$0.00	\$0.00
Disbursements	<u>\$0.00</u>	\$0.00	\$0.00	\$0.00
End of Month Balance	<u>\$52,992.41</u>	\$52,987.83	\$52,992.41	\$52,900.47
Average Daily Balance	<u>\$52,990.16</u>	\$52,984.88	\$52,955.50	\$52,895.47
Average Yield	<u>0.10%</u>	0.14%	0.12%	0.24%
Income Earned	<u>\$4.58</u>	\$6.32	\$81.95	\$10.60

Account: TASK FORCE: FORFEIT

	<u>Current Month</u> <u>(as of 31-AUG-2013)</u>	<u>Previous Month</u> <u>(as of 31-JUL-2013)</u>	<u>Your Fiscal Year To Date</u> <u>(from 01-OCT-2012)</u>	<u>Current Month Previous Year</u> <u>(as of 31-AUG-2012)</u>
Beginning of Month Balance	<u>\$863,251.57</u>	\$863,149.09	\$861,987.40	\$861,652.50
Investments	<u>\$0.00</u>	\$0.00	\$12,304.00	\$0.00
Disbursements	<u>\$0.00</u>	\$0.00	\$12,304.00	\$0.00
End of Month Balance	<u>\$863,326.82</u>	\$863,251.57	\$863,326.82	\$861,825.11
Average Daily Balance	<u>\$863,289.97</u>	\$863,203.64	\$865,957.13	\$861,743.82
Average Yield	<u>0.10%</u>	0.14%	0.12%	0.24%
Income Earned	<u>\$75.25</u>	\$102.48	\$1,339.42	\$172.61

Account: TASK FORCE: MISC.

	<u>Current Month</u> <u>(as of 31-AUG-2013)</u>	<u>Previous Month</u> <u>(as of 31-JUL-2013)</u>	<u>Your Fiscal Year To Date</u> <u>(from 01-OCT-2012)</u>	<u>Current Month Previous Year</u> <u>(as of 31-AUG-2012)</u>
Beginning of Month Balance	<u>\$0.00</u>	\$0.00	\$0.00	\$0.00
Investments	<u>\$0.00</u>	\$0.00	\$0.00	\$0.00
Disbursements	<u>\$0.00</u>	\$0.00	\$0.00	\$0.00
End of Month Balance	<u>\$0.00</u>	\$0.00	\$0.00	\$0.00
Average Daily Balance	<u>\$0.00</u>	\$0.00	\$0.00	\$0.00
Average Yield	<u>0.10%</u>	0.14%	0.12%	0.24%
Income Earned	<u>\$0.00</u>	\$0.00	\$0.00	\$0.00

Account: TASK FORCE: PENDING

	<u>Current Month</u> <u>(as of 31-AUG-2013)</u>	<u>Previous Month</u> <u>(as of 31-JUL-2013)</u>	<u>Your Fiscal Year To Date</u> <u>(from 01-OCT-2012)</u>	<u>Current Month Previous Year</u> <u>(as of 31-AUG-2012)</u>
Beginning of Month Balance	<u>\$857,612.32</u>	\$857,510.52	\$966,189.94	\$1,017,482.10
Investments	<u>\$0.00</u>	\$0.00	\$0.00	\$0.00
Disbursements	<u>\$0.00</u>	\$0.00	\$109,883.93	\$0.00
End of Month Balance	<u>\$857,687.06</u>	\$857,612.32	\$857,687.06	\$1,017,685.91
Average Daily Balance	<u>\$857,650.47</u>	\$857,564.70	\$887,569.32	\$1,017,589.92
Average Yield	<u>0.10%</u>	0.14%	0.12%	0.24%
Income Earned	<u>\$74.74</u>	\$101.80	\$1,381.05	\$203.81

Account: TASK FORCE: PRG. INC	Current Month (as of 31-AUG-2013)	Previous Month (as of 31-JUL-2013)	Your Fiscal Year To Date (from 01-OCT-2012)	Current Month Previous Year (as of 31-AUG-2012)
Beginning of Month Balance	<u>\$1,463,692.59</u>	\$1,463,518.81	\$391,131.55	\$390,979.62
Investments	<u>\$0.00</u>	\$0.00	\$1,075,632.14	\$0.00
Disbursements	<u>\$0.00</u>	\$0.00	\$4,156.26	\$0.00
End of Month Balance	<u>\$1,463,820.16</u>	\$1,463,692.59	\$1,463,820.16	\$391,057.93
Average Daily Balance	<u>\$1,463,757.70</u>	\$1,463,611.33	\$841,760.21	\$391,021.05
Average Yield	<u>0.10%</u>	0.14%	0.12%	0.24%
Income Earned	<u>\$127.57</u>	\$173.78	\$1,212.73	\$78.31

Account: LANDFILL CLOSER ACCT	Current Month (as of 31-AUG-2013)	Previous Month (as of 31-JUL-2013)	Your Fiscal Year To Date (from 01-OCT-2012)	Current Month Previous Year (as of 31-AUG-2012)
Beginning of Month Balance	<u>\$3,327,859.86</u>	\$3,327,464.78	\$2,191,831.86	\$2,190,980.38
Investments	<u>\$0.00</u>	\$0.00	\$1,131,204.45	\$0.00
Disbursements	<u>\$0.00</u>	\$0.00	\$0.00	\$0.00
End of Month Balance	<u>\$3,328,149.81</u>	\$3,327,859.86	\$3,328,149.81	\$2,191,419.24
Average Daily Balance	<u>\$3,328,007.84</u>	\$3,327,675.10	\$3,312,327.05	\$2,191,212.57
Average Yield	<u>0.10%</u>	0.14%	0.12%	0.24%
Income Earned	<u>\$289.95</u>	\$395.08	\$5,113.50	\$438.86

Account: CMA-SAVINGS	Current Month (as of 31-AUG-2013)	Previous Month (as of 31-JUL-2013)	Your Fiscal Year To Date (from 01-OCT-2012)	Current Month Previous Year (as of 31-AUG-2012)
Beginning of Month Balance	<u>\$1,915,296.29</u>	\$3,083,422.03	\$575,158.66	\$1,326,522.04
Investments	<u>\$0.00</u>	\$762,144.96	\$6,289,942.49	\$0.00
Disbursements	<u>\$0.00</u>	\$1,930,610.80	\$4,950,887.21	\$279,257.32
End of Month Balance	<u>\$1,915,463.19</u>	\$1,915,296.29	\$1,915,463.19	\$1,047,516.65
Average Daily Balance	<u>\$1,915,381.47</u>	\$2,849,550.38	\$896,414.12	\$1,254,594.23
Average Yield	<u>0.10%</u>	0.14%	0.12%	0.24%
Income Earned	<u>\$166.90</u>	\$340.10	\$1,249.25	\$251.93

Account: CO 2013 STREET PROJECTS	Current Month (as of 31-AUG-2013)	Previous Month (as of 31-JUL-2013)	Your Fiscal Year To Date (from 01-OCT-2012)	Current Month Previous Year (as of 31-AUG-2012)
Beginning of Month Balance	<u>\$995,117.96</u>	\$994,999.84	\$0.00	\$0.00
Investments	<u>\$0.00</u>	\$0.00	\$994,390.05	\$0.00
Disbursements	<u>\$0.00</u>	\$0.00	\$0.00	\$0.00
End of Month Balance	<u>\$995,204.66</u>	\$995,117.96	\$995,204.66	\$0.00
Average Daily Balance	<u>\$995,162.21</u>	\$995,062.71	\$590,959.42	\$0.00
Average Yield	<u>0.10%</u>	0.14%	0.12%	0.24%
Income Earned	<u>\$86.70</u>	\$118.12	\$814.61	\$0.00

Account: CO 2013 STORM WATER	Current Month (as of 31-AUG-2013)	Previous Month (as of 31-JUL-2013)	Your Fiscal Year To Date (from 01-OCT-2012)	Current Month Previous Year (as of 31-AUG-2012)
Beginning of Month Balance	<u>\$4,328,166.55</u>	\$4,327,652.74	\$0.00	\$0.00
Investments	<u>\$0.00</u>	\$0.00	\$4,325,000.00	\$0.00
Disbursements	<u>\$0.00</u>	\$0.00	\$0.00	\$0.00
End of Month Balance	<u>\$4,328,543.68</u>	\$4,328,166.55	\$4,328,543.68	\$0.00
Average Daily Balance	<u>\$4,328,359.02</u>	\$4,327,926.25	\$2,570,319.15	\$0.00
Average Yield	<u>0.10%</u>	0.14%	0.12%	0.24%
Income Earned	<u>\$377.13</u>	\$513.81	\$3,543.68	\$0.00
Account: GO DEBT SERVICE	Current Month (as of 31-AUG-2013)	Previous Month (as of 31-JUL-2013)	Your Fiscal Year To Date (from 01-OCT-2012)	Current Month Previous Year (as of 31-AUG-2012)
Beginning of Month Balance	<u>\$9,505.89</u>	\$1,395,721.90	\$952,933.55	\$1,185,885.56
Investments	<u>\$10,802.61</u>	\$14,862.79	\$1,496,663.25	\$14,087.01
Disbursements	<u>\$150.00</u>	\$1,401,225.00	\$2,431,269.32	\$255,195.00
End of Month Balance	<u>\$20,159.92</u>	\$9,505.89	\$20,159.92	\$944,968.95
Average Daily Balance	<u>\$16,624.49</u>	\$1,200,990.76	\$1,147,142.15	\$954,456.07
Average Yield	<u>0.10%</u>	0.14%	0.12%	0.24%
Income Earned	<u>\$1.42</u>	\$146.20	\$1,832.44	\$191.38
Account: UTILITY FUND DEBT SERVICE	Current Month (as of 31-AUG-2013)	Previous Month (as of 31-JUL-2013)	Your Fiscal Year To Date (from 01-OCT-2012)	Current Month Previous Year (as of 31-AUG-2012)
Beginning of Month Balance	<u>\$91,559.89</u>	\$91,549.00	\$91,426.20	\$258,173.71
Investments	<u>\$0.00</u>	\$0.00	\$0.00	\$88,415.00
Disbursements	<u>\$0.00</u>	\$0.00	\$0.00	\$255,195.00
End of Month Balance	<u>\$91,567.87</u>	\$91,559.89	\$91,567.87	\$91,408.94
Average Daily Balance	<u>\$91,563.96</u>	\$91,554.80	\$91,504.07	\$77,140.04
Average Yield	<u>0.10%</u>	0.14%	0.12%	0.24%
Income Earned	<u>\$7.98</u>	\$10.89	\$141.67	\$15.23
Account: FIRE BLDG CONST FUND	Current Month (as of 31-AUG-2013)	Previous Month (as of 31-JUL-2013)	Your Fiscal Year To Date (from 01-OCT-2012)	Current Month Previous Year (as of 31-AUG-2012)
Beginning of Month Balance	<u>\$0.00</u>	\$0.00	\$0.00	\$0.00
Investments	<u>\$0.00</u>	\$0.00	\$173,796.32	\$0.00
Disbursements	<u>\$0.00</u>	\$0.00	\$173,852.25	\$0.00
End of Month Balance	<u>\$0.00</u>	\$0.00	\$0.00	\$0.00
Average Daily Balance	<u>\$0.00</u>	\$0.00	\$36,032.43	\$0.00
Average Yield	<u>0.10%</u>	0.14%	0.12%	0.24%
Income Earned	<u>\$0.00</u>	\$0.00	\$55.93	\$0.00

Account: POLICE BLDG FUND	Current Month (as of 31-AUG-2013)	Previous Month (as of 31-JUL-2013)	Your Fiscal Year To Date (from 01-OCT-2012)	Current Month Previous Year (as of 31-AUG-2012)
Beginning of Month Balance	<u>\$0.00</u>	\$0.00	\$0.00	\$0.00
Investments	<u>\$0.00</u>	\$0.00	\$0.00	\$0.00
Disbursements	<u>\$0.00</u>	\$0.00	\$0.00	\$0.00
End of Month Balance	<u>\$0.00</u>	\$0.00	\$0.00	\$0.00
Average Daily Balance	<u>\$0.00</u>	\$0.00	\$0.00	\$0.00
Average Yield	<u>0.10%</u>	0.14%	0.12%	0.24%
Income Earned	<u>\$0.00</u>	\$0.00	\$0.00	\$0.00

Account: CMA ACCOUNT - M&O TAXES	Current Month (as of 31-AUG-2013)	Previous Month (as of 31-JUL-2013)	Your Fiscal Year To Date (from 01-OCT-2012)	Current Month Previous Year (as of 31-AUG-2012)
Beginning of Month Balance	<u>\$661,341.72</u>	\$608,198.46	\$1,375.33	\$4,389,384.80
Investments	<u>\$35,445.26</u>	\$53,067.00	\$4,551,215.15	\$40,999.89
Disbursements	<u>\$0.00</u>	\$0.00	\$3,858,258.03	\$0.00
End of Month Balance	<u>\$696,846.67</u>	\$661,341.72	\$696,846.67	\$4,431,269.46
Average Daily Balance	<u>\$685,480.94</u>	\$642,829.11	\$1,666,508.09	\$4,417,292.09
Average Yield	<u>0.10%</u>	0.14%	0.12%	0.24%
Income Earned	<u>\$59.69</u>	\$76.26	\$2,514.22	\$884.77

Account: COMPUTER LEASE ACCT.	Current Month (as of 31-AUG-2013)	Previous Month (as of 31-JUL-2013)	Your Fiscal Year To Date (from 01-OCT-2012)	Current Month Previous Year (as of 31-AUG-2012)
Beginning of Month Balance	<u>\$0.00</u>	\$0.00	\$0.00	\$0.00
Investments	<u>\$0.00</u>	\$0.00	\$0.00	\$0.00
Disbursements	<u>\$0.00</u>	\$0.00	\$0.00	\$0.00
End of Month Balance	<u>\$0.00</u>	\$0.00	\$0.00	\$0.00
Average Daily Balance	<u>\$0.00</u>	\$0.00	\$0.00	\$0.00
Average Yield	<u>0.10%</u>	0.14%	0.12%	0.24%
Income Earned	<u>\$0.00</u>	\$0.00	\$0.00	\$0.00

Account: C.O. SERIES 2001	Current Month (as of 31-AUG-2013)	Previous Month (as of 31-JUL-2013)	Your Fiscal Year To Date (from 01-OCT-2012)	Current Month Previous Year (as of 31-AUG-2012)
Beginning of Month Balance	<u>\$0.00</u>	\$0.00	\$0.00	\$0.00
Investments	<u>\$0.00</u>	\$0.00	\$0.00	\$0.00
Disbursements	<u>\$0.00</u>	\$0.00	\$0.00	\$0.00
End of Month Balance	<u>\$0.00</u>	\$0.00	\$0.00	\$0.00
Average Daily Balance	<u>\$0.00</u>	\$0.00	\$0.00	\$0.00
Average Yield	<u>0.10%</u>	0.14%	0.12%	0.24%
Income Earned	<u>\$0.00</u>	\$0.00	\$0.00	\$0.00

Account: SELF INSURANCE FUND	Current Month (as of 31-AUG-2013)	Previous Month (as of 31-JUL-2013)	Your Fiscal Year To Date (from 01-OCT-2012)	Current Month Previous Year (as of 31-AUG-2012)
Beginning of Month Balance	<u>\$35,822.86</u>	\$20,288.91	\$280,063.01	\$739.05
Investments	<u>\$0.00</u>	\$943,971.54	\$2,294,244.07	\$279,257.32
Disbursements	<u>\$0.00</u>	\$928,445.01	\$2,538,898.06	\$0.00
End of Month Balance	<u>\$35,825.99</u>	\$35,822.86	\$35,825.99	\$280,010.30
Average Daily Balance	<u>\$35,824.47</u>	\$62,263.95	\$245,168.51	\$72,807.53
Average Yield	<u>0.10%</u>	0.14%	0.12%	0.24%
Income Earned	<u>\$3.13</u>	\$7.42	\$416.97	\$13.93

Account: DISPUTED WATER CHARGES	Current Month (as of 31-AUG-2013)	Previous Month (as of 31-JUL-2013)	Your Fiscal Year To Date (from 01-OCT-2012)	Current Month Previous Year (as of 31-AUG-2012)
Beginning of Month Balance	<u>\$0.00</u>	\$0.00	\$0.00	\$0.00
Investments	<u>\$0.00</u>	\$0.00	\$0.00	\$0.00
Disbursements	<u>\$0.00</u>	\$0.00	\$0.00	\$0.00
End of Month Balance	<u>\$0.00</u>	\$0.00	\$0.00	\$0.00
Average Daily Balance	<u>\$0.00</u>	\$0.00	\$0.00	\$0.00
Average Yield	<u>0.10%</u>	0.14%	0.12%	0.24%
Income Earned	<u>\$0.00</u>	\$0.00	\$0.00	\$0.00

Account: FEDERAL FORFEITURE FUNDS	Current Month (as of 31-AUG-2013)	Previous Month (as of 31-JUL-2013)	Your Fiscal Year To Date (from 01-OCT-2012)	Current Month Previous Year (as of 31-AUG-2012)
Beginning of Month Balance	<u>\$96,896.90</u>	\$100,483.46	\$100,348.83	\$100,309.85
Investments	<u>\$0.00</u>	\$0.00	\$0.00	\$0.00
Disbursements	<u>\$0.00</u>	\$3,598.20	\$3,598.20	\$0.00
End of Month Balance	<u>\$96,905.35</u>	\$96,896.90	\$96,905.35	\$100,329.91
Average Daily Balance	<u>\$96,901.21</u>	\$97,820.07	\$99,854.12	\$100,320.46
Average Yield	<u>0.10%</u>	0.14%	0.12%	0.24%
Income Earned	<u>\$8.45</u>	\$11.64	\$154.72	\$20.06

Account: STATE FORFEITURE FUNDS	Current Month (as of 31-AUG-2013)	Previous Month (as of 31-JUL-2013)	Your Fiscal Year To Date (from 01-OCT-2012)	Current Month Previous Year (as of 31-AUG-2012)
Beginning of Month Balance	<u>\$1,345,826.68</u>	\$1,366,501.21	\$1,379,665.64	\$1,379,129.63
Investments	<u>\$0.00</u>	\$0.00	\$0.00	\$0.00
Disbursements	<u>\$0.00</u>	\$20,835.00	\$35,835.00	\$0.00
End of Month Balance	<u>\$1,345,943.98</u>	\$1,345,826.68	\$1,345,943.98	\$1,379,405.89
Average Daily Balance	<u>\$1,345,886.55</u>	\$1,351,128.64	\$1,365,472.11	\$1,379,275.80
Average Yield	<u>0.10%</u>	0.14%	0.12%	0.24%
Income Earned	<u>\$117.30</u>	\$160.47	\$2,113.34	\$276.26

Account: C.O. SERIES 2002	Current Month (as of 31-AUG-2013)	Previous Month (as of 31-JUL-2013)	Your Fiscal Year To Date (from 01-OCT-2012)	Current Month Previous Year (as of 31-AUG-2012)
Beginning of Month Balance	<u>\$59,130.40</u>	\$59,123.41	\$59,044.00	\$59,021.08
Investments	<u>\$0.00</u>	\$0.00	\$0.00	\$0.00
Disbursements	<u>\$0.00</u>	\$0.00	\$0.00	\$0.00
End of Month Balance	<u>\$59,135.56</u>	\$59,130.40	\$59,135.56	\$59,032.87
Average Daily Balance	<u>\$59,133.03</u>	\$59,127.13	\$59,094.34	\$59,027.31
Average Yield	<u>0.10%</u>	0.14%	0.12%	0.24%
Income Earned	<u>\$5.16</u>	\$6.99	\$91.56	\$11.79

Account: C.O. SERIES 2002A	Current Month (as of 31-AUG-2013)	Previous Month (as of 31-JUL-2013)	Your Fiscal Year To Date (from 01-OCT-2012)	Current Month Previous Year (as of 31-AUG-2012)
Beginning of Month Balance	<u>\$8,731.12</u>	\$8,730.04	\$8,718.27	\$8,714.87
Investments	<u>\$0.00</u>	\$0.00	\$0.00	\$0.00
Disbursements	<u>\$0.00</u>	\$0.00	\$0.00	\$0.00
End of Month Balance	<u>\$8,731.85</u>	\$8,731.12	\$8,731.85	\$8,716.62
Average Daily Balance	<u>\$8,731.49</u>	\$8,730.61	\$8,725.68	\$8,715.81
Average Yield	<u>0.10%</u>	0.14%	0.12%	0.24%
Income Earned	<u>\$0.73</u>	\$1.08	\$13.58	\$1.75

Account: STATE PENDING FORFEITURE FUND	Current Month (as of 31-AUG-2013)	Previous Month (as of 31-JUL-2013)	Your Fiscal Year To Date (from 01-OCT-2012)	Current Month Previous Year (as of 31-AUG-2012)
Beginning of Month Balance	<u>\$999,368.24</u>	\$999,249.58	\$997,911.61	\$997,523.93
Investments	<u>\$0.00</u>	\$0.00	\$0.00	\$0.00
Disbursements	<u>\$0.00</u>	\$0.00	\$0.00	\$0.00
End of Month Balance	<u>\$999,455.33</u>	\$999,368.24	\$999,455.33	\$997,723.73
Average Daily Balance	<u>\$999,412.70</u>	\$999,312.74	\$998,759.90	\$997,629.63
Average Yield	<u>0.10%</u>	0.14%	0.12%	0.24%
Income Earned	<u>\$87.09</u>	\$118.66	\$1,543.72	\$199.80

Account: CAPITAL PROJECTS FUND	Current Month (as of 31-AUG-2013)	Previous Month (as of 31-JUL-2013)	Your Fiscal Year To Date (from 01-OCT-2012)	Current Month Previous Year (as of 31-AUG-2012)
Beginning of Month Balance	<u>\$33,111.73</u>	\$33,107.85	\$33,063.67	\$33,050.85
Investments	<u>\$0.00</u>	\$0.00	\$0.00	\$0.00
Disbursements	<u>\$0.00</u>	\$0.00	\$0.00	\$0.00
End of Month Balance	<u>\$33,114.62</u>	\$33,111.73	\$33,114.62	\$33,057.44
Average Daily Balance	<u>\$33,113.22</u>	\$33,109.92	\$33,091.67	\$33,054.34
Average Yield	<u>0.10%</u>	0.14%	0.12%	0.24%
Income Earned	<u>\$2.89</u>	\$3.88	\$50.95	\$6.59

Account: CO 2005 - CONSTRUCTION	Current Month (as of 31-AUG-2013)	Previous Month (as of 31-JUL-2013)	Your Fiscal Year To Date (from 01-OCT-2012)	Current Month Previous Year (as of 31-AUG-2012)
Beginning of Month Balance	<u>\$421,590.17</u>	\$433,696.58	\$436,606.98	\$436,437.35
Investments	<u>\$0.00</u>	\$0.00	\$0.00	\$0.00
Disbursements	<u>\$0.00</u>	\$12,156.90	\$15,649.40	\$0.00
End of Month Balance	<u>\$421,626.90</u>	\$421,590.17	\$421,626.90	\$436,524.79
Average Daily Balance	<u>\$421,608.91</u>	\$424,703.97	\$432,222.56	\$436,483.61
Average Yield	<u>0.10%</u>	0.14%	0.12%	0.24%
Income Earned	<u>\$36.73</u>	\$50.49	\$669.32	\$87.44

Account: CO 2005 - I&S	Current Month (as of 31-AUG-2013)	Previous Month (as of 31-JUL-2013)	Your Fiscal Year To Date (from 01-OCT-2012)	Current Month Previous Year (as of 31-AUG-2012)
Beginning of Month Balance	<u>\$0.00</u>	\$0.00	\$0.00	\$0.00
Investments	<u>\$0.00</u>	\$0.00	\$0.00	\$0.00
Disbursements	<u>\$0.00</u>	\$0.00	\$0.00	\$0.00
End of Month Balance	<u>\$0.00</u>	\$0.00	\$0.00	\$0.00
Average Daily Balance	<u>\$0.00</u>	\$0.00	\$0.00	\$0.00
Average Yield	<u>0.10%</u>	0.14%	0.12%	0.24%
Income Earned	<u>\$0.00</u>	\$0.00	\$0.00	\$0.00

Account: C.O. SERIES 2007	Current Month (as of 31-AUG-2013)	Previous Month (as of 31-JUL-2013)	Your Fiscal Year To Date (from 01-OCT-2012)	Current Month Previous Year (as of 31-AUG-2012)
Beginning of Month Balance	<u>\$139,862.65</u>	\$139,846.04	\$139,658.77	\$139,604.57
Investments	<u>\$0.00</u>	\$0.00	\$0.00	\$0.00
Disbursements	<u>\$0.00</u>	\$0.00	\$0.00	\$0.00
End of Month Balance	<u>\$139,874.84</u>	\$139,862.65	\$139,874.84	\$139,632.50
Average Daily Balance	<u>\$139,868.87</u>	\$139,854.88	\$139,777.53	\$139,619.35
Average Yield	<u>0.10%</u>	0.14%	0.12%	0.24%
Income Earned	<u>\$12.19</u>	\$16.61	\$216.07	\$27.93

Account: UF CAPITAL PROJECTS FUND 054	Current Month (as of 31-AUG-2013)	Previous Month (as of 31-JUL-2013)	Your Fiscal Year To Date (from 01-OCT-2012)	Current Month Previous Year (as of 31-AUG-2012)
Beginning of Month Balance	<u>\$286,337.51</u>	\$620,449.51	\$619,618.32	\$619,377.59
Investments	<u>\$0.00</u>	\$0.00	\$0.00	\$0.00
Disbursements	<u>\$0.00</u>	\$334,156.86	\$334,156.86	\$0.00
End of Month Balance	<u>\$286,362.43</u>	\$286,337.51	\$286,362.43	\$619,501.64
Average Daily Balance	<u>\$286,350.24</u>	\$372,554.40	\$566,276.10	\$619,443.21
Average Yield	<u>0.10%</u>	0.14%	0.12%	0.24%
Income Earned	<u>\$24.92</u>	\$44.86	\$900.97	\$124.05

Account: CO SERIES 2009		<u>Current Month</u>	<u>Previous Month</u>	<u>Your Fiscal Year To Date</u>	<u>Current Month Previous Year</u>
	<u>(as of 31-AUG-2013)</u>	<u>(as of 31-JUL-2013)</u>	<u>(from 01-OCT-2012)</u>	<u>(as of 31-AUG-2012)</u>	
Beginning of Month Balance	<u>\$73,609.02</u>	\$73,600.26	\$73,501.98	\$73,473.40	
Investments	<u>\$0.00</u>	\$0.00	\$0.00	\$0.00	
Disbursements	<u>\$0.00</u>	\$0.00	\$0.00	\$0.00	
End of Month Balance	<u>\$73,615.44</u>	\$73,609.02	\$73,615.44	\$73,488.16	
Average Daily Balance	<u>\$73,612.30</u>	\$73,604.92	\$73,564.26	\$73,481.21	
Average Yield	<u>0.10%</u>	0.14%	0.12%	0.24%	
Income Earned	<u>\$6.42</u>	\$8.76	\$113.46	\$14.76	
Account: SANITATION COLLECTN ADDTL REV		<u>Current Month</u>	<u>Previous Month</u>	<u>Your Fiscal Year To Date</u>	<u>Current Month Previous Year</u>
	<u>(as of 31-AUG-2013)</u>	<u>(as of 31-JUL-2013)</u>	<u>(from 01-OCT-2012)</u>	<u>(as of 31-AUG-2012)</u>	
Beginning of Month Balance	<u>\$488,641.32</u>	\$488,583.28	\$487,929.29	\$487,739.70	
Investments	<u>\$0.00</u>	\$0.00	\$0.00	\$0.00	
Disbursements	<u>\$0.00</u>	\$0.00	\$0.00	\$0.00	
End of Month Balance	<u>\$488,683.91</u>	\$488,641.32	\$488,683.91	\$487,837.41	
Average Daily Balance	<u>\$488,663.05</u>	\$488,614.17	\$488,343.96	\$487,791.40	
Average Yield	<u>0.10%</u>	0.14%	0.12%	0.24%	
Income Earned	<u>\$42.59</u>	\$58.04	\$754.62	\$97.71	
Account: GF CAPITAL PROJECTS FUND 091		<u>Current Month</u>	<u>Previous Month</u>	<u>Your Fiscal Year To Date</u>	<u>Current Month Previous Year</u>
	<u>(as of 31-AUG-2013)</u>	<u>(as of 31-JUL-2013)</u>	<u>(from 01-OCT-2012)</u>	<u>(as of 31-AUG-2012)</u>	
Beginning of Month Balance	<u>\$814,871.93</u>	\$925,953.89	\$924,713.87	\$924,354.59	
Investments	<u>\$0.00</u>	\$0.00	\$0.00	\$0.00	
Disbursements	<u>\$0.00</u>	\$111,182.31	\$111,182.31	\$0.00	
End of Month Balance	<u>\$814,942.91</u>	\$814,871.93	\$814,942.91	\$924,539.76	
Average Daily Balance	<u>\$814,908.15</u>	\$843,518.48	\$907,576.39	\$924,452.55	
Average Yield	<u>0.10%</u>	0.14%	0.12%	0.24%	
Income Earned	<u>\$70.98</u>	\$100.35	\$1,411.35	\$185.17	
Account: CO 2011 - GF 065		<u>Current Month</u>	<u>Previous Month</u>	<u>Your Fiscal Year To Date</u>	<u>Current Month Previous Year</u>
	<u>(as of 31-AUG-2013)</u>	<u>(as of 31-JUL-2013)</u>	<u>(from 01-OCT-2012)</u>	<u>(as of 31-AUG-2012)</u>	
Beginning of Month Balance	<u>\$1,946,186.42</u>	\$2,084,466.07	\$2,333,171.31	\$3,431,863.69	
Investments	<u>\$0.00</u>	\$0.00	\$0.00	\$0.00	
Disbursements	<u>\$0.00</u>	\$138,515.21	\$390,095.21	\$0.00	
End of Month Balance	<u>\$1,946,355.99</u>	\$1,946,186.42	\$1,946,355.99	\$3,432,551.15	
Average Daily Balance	<u>\$1,946,272.96</u>	\$1,981,823.72	\$2,106,199.59	\$3,432,227.40	
Average Yield	<u>0.10%</u>	0.14%	0.12%	0.24%	
Income Earned	<u>\$169.57</u>	\$235.56	\$3,279.89	\$687.46	

Account: CO 2011 - UF 066

	<u>Current</u> <u>Month</u> <u>(as of 31-AUG-2013)</u>	<u>Previous</u> <u>Month</u> <u>(as of 31-JUL-2013)</u>	<u>Your Fiscal Year</u> <u>To Date</u> <u>(from 01-OCT-2012)</u>	<u>Current Month</u> <u>Previous Year</u> <u>(as of 31-AUG-2012)</u>
Beginning of Month Balance	<u>\$3,308,178.50</u>	\$3,351,787.29	\$4,443,473.71	\$4,441,747.45
Investments	<u>\$0.00</u>	\$0.00	\$0.00	\$0.00
Disbursements	<u>\$0.00</u>	\$44,003.00	\$1,140,576.30	\$0.00
End of Month Balance	<u>\$3,308,466.76</u>	\$3,308,178.50	\$3,308,466.76	\$4,442,637.19
Average Daily Balance	<u>\$3,308,325.61</u>	\$3,319,350.27	\$3,557,104.28	\$4,442,218.17
Average Yield	<u>0.10%</u>	0.14%	0.12%	0.24%
Income Earned	<u>\$288.26</u>	\$394.21	\$5,569.35	\$889.74

Close Report



For more information, contact Texas CLASS- Client Services at (800)707-6242 Fax:(855)848-9910 or www.texasclass.com

STATEMENT OF NET ASSETS**Texas CLASS**

31-AUG-2013

(UNAUDITED)

Face Amount		Maturity Date	Yield/Rate	Value (a)
Federal Farm Credit Bank Notes (1.78%)				
\$25,000,000.00	Federal Farm Credit Bank Notes	10/18/2013	0.14%	\$24,999,350.00
\$15,000,000.00	Federal Farm Credit Bank Notes	02/10/2014	0.14%	\$14,996,640.00
\$40,000,000.00	Total Federal Farm Credit Bank Notes			\$39,995,990.00
Federal Home Loan Bank Notes (4.86%)				
\$50,000,000.00	Federal Home Loan Bank Notes	10/01/2013	0.06%	\$49,999,200.00
\$28,095,000.00	Federal Home Loan Bank Notes	12/26/2013	0.10%	\$28,093,201.92
\$31,065,000.00	Federal Home Loan Bank Notes	10/30/2013	0.05%	\$31,064,005.92
\$109,160,000.00	Total Federal Home Loan Bank Notes			\$109,156,407.84
Federal National Mortgage Association Notes (2.23%)				
\$20,000,000.00	Federal National Mortgage Association Notes	12/02/2013	0.06%	\$19,998,980.00
\$30,000,000.00	Federal National Mortgage Association Notes	12/31/2013	0.15%	\$29,997,990.00
\$50,000,000.00	Total Federal National Mortgage Association Notes			\$49,996,970.00
Freddie Mac Notes (2.04%)				

\$25,000,000.00	FREDDIE MAC Notes	11/05/2013	0.13%	\$24,999,100.00
\$5,900,000.00	FREDDIE MAC Notes	02/11/2014	0.10%	\$5,898,672.50
\$15,000,000.00	FREDDIE MAC Notes	02/04/2014	0.16%	\$14,996,775.00
<hr/>				
\$45,900,000.00	Total Freddie Mac Notes			\$45,894,547.50

Farmer Mac Notes**(3.12%)**

\$20,000,000.00	FARMER MAC Notes	12/27/2013	0.18%	\$19,998,720.00
\$25,000,000.00	FARMER MAC Notes	09/13/2013	0.16%	\$24,999,850.00
\$25,000,000.00	FARMER MAC Notes	11/26/2013	0.14%	\$24,998,825.00
<hr/>				
\$70,000,000.00	Total Farmer Mac Notes			\$69,997,395.00

Repurchase Agreements**(9.51%)**

\$50,000,000.00	Collateral Total Amount = \$51,000,000.00 or 102%.	09/03/2013	0.03%	\$50,000,000.00
\$113,531,417.90	Collateral Total Amount = \$115,802,046.26 or 102%.	09/03/2013	0.02%	\$113,531,417.90
\$50,000,000.00	Collateral Total Amount = \$51,000,000.00 or 102%.	09/03/2013	0.04%	\$50,000,000.00
<hr/>				
\$213,531,417.90	Total Repurchase Agreements			\$213,531,417.90

Municipal**(0.20%)**

\$4,400,000.00	State of Texas	10/01/2013	0.22%	\$4,415,840.00
<hr/>				
\$4,400,000.00	Total Municipal			\$4,415,840.00

Commercial Paper**(57.55%)**

\$33,500,000.00	Fairway Finance LLC	09/09/2013	0.21%	\$33,500,368.50
\$20,000,000.00	Kells Funding LLC	11/06/2013	0.24%	\$19,994,032.00
\$15,000,000.00	Standard Chartered Bank	01/17/2014	0.25%	\$14,982,909.00
\$15,000,000.00	University of Texas Sys	09/09/2013	0.13%	\$15,000,150.00
\$20,000,000.00	FCAR Owner Trust	12/03/2013	0.26%	\$19,989,356.00
\$10,000,000.00	ING US Funding LLC	11/01/2013	0.51%	\$9,996,273.00

Client Connection

\$20,500,000.00	ING US Funding LLC	12/17/2013	0.53%	\$20,485,475.75
\$28,000,000.00	Market Street Fdg LLC	10/16/2013	0.17%	\$27,995,612.40
\$20,000,000.00	University of Texas	10/02/2013	0.09%	\$20,000,000.00
\$15,000,000.00	Fairway Finance LLC	01/06/2014	0.20%	\$14,998,965.00
\$30,000,000.00	Standard Chartered Bank	04/10/2014	0.33%	\$29,924,367.00
\$35,000,000.00	UBS Finance DE LLC	09/26/2013	0.32%	\$34,996,930.50
\$30,000,000.00	ING US Funding LLC	11/13/2013	0.21%	\$29,985,939.00
\$15,000,000.00	Standard Chartered Bank	09/03/2013	0.25%	\$14,999,883.00
\$30,000,000.00	Manhattan Asset Fdg Corp	10/07/2013	0.18%	\$29,994,774.00
\$20,000,000.00	Barclays US Funding Corp	02/07/2014	0.44%	\$19,970,930.00
\$15,000,000.00	Ridgefield Funding Co LLC	09/09/2013	0.22%	\$14,999,442.00
\$30,000,000.00	Fairway Finance LLC	12/04/2013	0.19%	\$29,998,440.00
\$20,000,000.00	Kells Funding LLC	10/29/2013	0.26%	\$20,002,620.00
\$10,000,000.00	Ridgefield Funding Co LLC	09/03/2013	0.23%	\$9,999,856.00
\$20,000,000.00	Barclays US Funding LLC	09/04/2013	0.38%	\$19,999,694.00
\$31,020,000.00	Societe Generale North America	09/17/2013	0.25%	\$31,018,216.35
\$25,000,000.00	Svenska Handelsbank Inc	09/25/2013	0.23%	\$24,997,705.00
\$28,000,000.00	Sheffield Receivables Co	10/15/2013	0.19%	\$27,994,598.80
\$15,000,000.00	Alpine Securitization Corp	10/18/2013	0.27%	\$14,996,877.00
\$15,000,000.00	Credit Suisse New York	12/05/2013	0.27%	\$14,991,808.50
\$25,000,000.00	Societe Generale North America	09/24/2013	0.26%	\$24,997,867.50
\$25,000,000.00	UBS Finance DE LLC	09/23/2013	0.32%	\$24,998,117.50
\$25,000,000.00	Credit Suisse New York	09/16/2013	0.41%	\$24,998,547.50
\$25,000,000.00	Credit Suisse New York	10/18/2013	0.29%	\$24,994,465.00
\$50,000,000.00	Nieuw Amsterdam Rec Corp	09/04/2013	0.18%	\$49,999,235.00
\$30,000,000.00	Rabobank USA Fin Corp	09/05/2013	0.26%	\$29,999,601.00
\$50,000,000.00	ING US Funding LLC	09/03/2013	0.38%	\$49,999,500.00
\$30,000,000.00	Ridgefield Funding Co LLC	10/02/2013	0.20%	\$29,994,833.26
\$25,000,000.00	Kells Funding LLC	03/18/2014	0.23%	\$24,997,325.00
\$25,000,000.00	Barclays Capital Funding US	01/10/2014	0.49%	\$24,973,955.00
\$25,000,000.00	Rabobank USA Fin Corp	12/02/2013	0.25%	\$24,990,187.50
\$25,000,000.00	Kells Funding LLC	09/05/2013	0.22%	\$24,999,582.50
\$20,000,000.00	Market Street Fdg LLC	10/17/2013	0.15%	\$19,996,800.00
\$40,000,000.00	Standard Chartered Bank	01/07/2014	0.26%	\$39,959,988.00
\$25,000,000.00	Victory Receivables Corp	09/09/2013	0.18%	\$24,999,070.00
\$25,000,000.00	Gotham Funding Corp	09/19/2013	0.19%	\$24,997,945.00
\$15,000,000.00	Working Capital Mgmt	10/15/2013	0.18%	\$14,997,106.50
\$15,000,000.00	Fairway Finance LLC	01/14/2014	0.19%	\$14,998,935.00
\$20,000,000.00	Bank of Tokyo-Mitsubishi UFJ	09/11/2013	0.18%	\$19,999,180.00
\$30,000,000.00	Credit Suisse New York	11/08/2013	0.35%	\$30,008,580.00
\$20,000,000.00	Kells Funding LLC	01/16/2014	0.20%	\$19,999,300.00
\$16,000,000.00	Kells Funding LLC	09/12/2013	0.22%	\$15,999,376.00
\$26,930,000.00	Societe Generale North America	10/31/2013	0.25%	\$26,921,420.10
\$13,500,000.00	Manhattan Asset Fdg Corp	10/11/2013	0.18%	\$13,497,354.00

\$25,000,000.00	Credit Suisse New York	10/04/2013	0.29%	\$24,996,427.50
\$40,000,000.00	Barclays Capital Funding US	03/07/2014	0.41%	\$39,923,980.00
\$35,000,000.00	Sheffield Receivables Co	09/06/2013	0.19%	\$34,999,251.00
<hr/>				
\$1,292,450,000.00	Total Commercial Paper			\$1,292,053,152.66

Money Market Accounts**(18.71 %)**

\$120,000,000.00	Wells Fargo Heritage MMF	09/01/2013	0.08%	\$120,000,000.00
\$100,000,000.00	Blackrock Liquidity TempFund	09/01/2013	0.04%	\$100,000,000.00
\$75,000,000.00	JPMorgan Chase	09/01/2013	0.25%	\$75,000,000.00
\$125,000,000.00	JPMorgan Chase	09/01/2013	0.35%	\$125,000,000.00
<hr/>				
\$420,000,000.00	Total Money Market Accounts			\$420,000,000.00

\$2,245,441,417.90	Total Investments			\$2,245,041,720.90
--------------------	-------------------	--	--	--------------------

Close Report



Daily Rates

August 2013

For more information, contact Texas CLASS- Client Services at (800)707-6242 Fax:(855)848-9910 or www.texasclass.com

Texas CLASS

Date	Daily Rates	Annual Yield
08/01/2013	0.10%	0.11%
08/02/2013	0.10%	0.10%
08/03/2013	0.10%	0.10%
08/04/2013	0.10%	0.10%
08/05/2013	0.10%	0.10%
08/06/2013	0.10%	0.10%
08/07/2013	0.10%	0.10%
08/08/2013	0.10%	0.10%
08/09/2013	0.10%	0.10%
08/10/2013	0.10%	0.10%
08/11/2013	0.10%	0.10%
08/12/2013	0.10%	0.10%
08/13/2013	0.10%	0.10%
08/14/2013	0.10%	0.10%
08/15/2013	0.11%	0.11%
08/16/2013	0.11%	0.11%
08/17/2013	0.11%	0.11%
08/18/2013	0.11%	0.11%
08/19/2013	0.10%	0.10%
08/20/2013	0.11%	0.11%
08/21/2013	0.11%	0.11%
08/22/2013	0.11%	0.11%
08/23/2013	0.10%	0.10%
08/24/2013	0.10%	0.10%
08/25/2013	0.10%	0.10%
08/26/2013	0.10%	0.10%
08/27/2013	0.10%	0.10%
08/28/2013	0.10%	0.10%
08/29/2013	0.11%	0.11%
08/30/2013	0.10%	0.10%
08/31/2013	0.10%	0.10%
Average:	0.10%	0.10%

Rates can vary over time. Past performance is no guarantee of future results.



DIVIDEND FACTOR	Portfolio investment income earned for the one day period less expenses divided by the total shares outstanding in the portfolio
DAILY RATE	Dividend factor multiplied by the number of days in the year
ANNUAL YIELD	Dividend factor exponentially raised to the number of days in the year
7 DAY YIELD*	The sum of the preceding 7 days' income dividend factors multiplied by 365/7
7 DAY EFFECTIVE YIELD*	The sum of the preceding 7 days' income dividend factors exponentially raised to 365/7
AVERAGE MONTH TO DATE YIELD	The product of the monthly dividend factors exponentially raised to 365/number of days in month

* Required SEC yields for money market funds
Raising a number exponentially shows the effect of compounding.

CITY OF KINGSVILLE
CERTIFICATES OF DEPOSIT

Kleberg Bank

Since 1905

100 East Kleberg Avenue
P.O. Drawer 911
Kingsville, Texas 78364

361-592-8501
361-593-1500 Fax
www.klebergbank.com

September 5, 2013

Mr. Mark Rushing
Director of Finance
City of Kingsville
P. O. Box 1458
Kingsville, Texas 78364

Dear Mr. Rushing,

Our records indicate the status of the accounts held by the City of Kingsville for the month ending August 31, 2013 to be:

Demand Deposit Account Balances	\$ 4,104,904.58
Certificates of Deposit	\$ 6,025,000.00
Total Account & CD Balances	<u>\$ 10,129,904.58</u>
Market Value of Securities	\$ 12,222,510.65
FDIC Coverage	\$ 250,000.00
Total Pledge & FDIC Coverage	<u>\$ 12,472,510.65</u>
Net Pledge & FDIC Coverage over (+) Account & CD Balances	\$ 2,342,606.07



Please let us know if you have any questions.

Sincerely,

Lois Staff
Accounting Officer

Pledges By Pledgee And Maturity



Pledged To: CITY OF KINGSVILLE

Kleberg First National Bank - Kingsville, TX

Page 10 of 17

As Of 8/31/2013

Receipt# Safekeeping Location	CUSIP	ASC 320 Maturity	Description	Prerefund	Pool/Type Coupon	Moody S&P	Original Face Pledged Percent	Pledged			
								Original Face	Par	Book Value	Market Value
TIB: TIB	3128MBX93	AFS	MBS FHLMC Gold 15 Yr G13: 11/01/22		G13204 6.00		2,200,000.00 100.00%	2,200,000.00	345,468.29	347,518.10	370,617.21
TIB: TIB	36297FSV5	AFS	MBS GNMA I 15-Yr SF 08/15/24		710732 4.50		2,000,000.00 100.00%	2,000,000.00	787,386.50	820,891.32	836,669.02
TIB: TIB	3620A9WW7	AFS	MBS GNMA I 15-Yr SF 12/15/24		723461 4.50		2,200,000.00 100.00%	2,200,000.00	994,796.15	1,053,482.31	1,057,060.44
TIB: TIB	36202FCW4	AFS	MBS GNMA II 15-Yr SF 12/20/24		004585 4.50		1,550,000.00 100.00%	1,550,000.00	762,123.51	796,741.17	809,832.44
TIB: TIB	36202FD78	AFS	MBS GNMA II 15-Yr SF 02/20/25		004626 4.50	N/A N/A	1,500,000.00 100.00%	1,500,000.00	700,720.22	740,215.41	744,585.31
TIB: TIB	36202FFH4	AFS	MBS GNMA II 15-Yr SF 04/20/25		004668 4.50		2,260,000.00 100.00%	2,260,000.00	1,031,307.47	1,089,599.19	1,095,867.32
TIB: TIB	3128MCP58	AFS	MBS FHLMC Gold 15 Yr 05/01/25		G13833 4.50	N/A N/A	2,325,000.00 100.00%	2,325,000.00	962,576.78	1,024,352.27	1,033,781.71
TIB: TIB	36202FF43	AFS	MBS GNMA II 15-Yr SF 05/20/25		004687 4.50		2,300,000.00 100.00%	2,300,000.00	1,112,012.58	1,184,029.58	1,181,624.57
TIB: TIB	3128MCR9	AFS	MBS FHLMC Gold 15 Yr 05/01/26		G14152 4.50	N/A N/A	2,050,000.00 100.00%	2,050,000.00	1,314,067.10	1,399,842.34	1,420,645.60
TIB: TIB	3138EG3A0	AFS	MBS FNMA 15-Yr 09/01/26		AL0792 4.50		2,000,000.00 100.00%	2,000,000.00	1,284,815.82	1,371,772.54	1,363,639.27
TIB: TIB	31417YP50	AFS	MBS FNMA Conv 05/01/30		MA0443 5.00	N/A N/A	1,100,000.00 100.00%	1,100,000.00	522,940.74	561,845.00	561,878.91
TIB: TIB	36202D3G4	AFS	MBS GNMA II 30-Yr SF 01/20/34		003499 5.00		1,960,000.00 100.00%	1,960,000.00	276,358.02	274,277.72	301,664.34
TIB: TIB	31417KLX3	AFS	MBS FNMA 30-Yr Conv 07/01/39		AC1241 5.00		2,750,000.00 100.00%	2,750,000.00	1,286,056.28	1,398,192.22	1,444,644.51

Although the information in this report has been obtained from sources believed to be reliable, its accuracy cannot be guaranteed.

8/26/2013 11:05 AM - MWM / KLEB

IPA - Investment Portfolio Accounting Copyright © 2008

The Baker Group Software Solutions, Inc.

Pledges By Pledgee And Maturity

Pledged To: CITY OF KINGSVILLE

As Of 8/31/2013

Kleberg First National Bank - Kingsville, TX

IPA


Page 11 of 17

Receipt# Safekeeping Location	CUSIP	ASC 320 Description Maturity	Prerefund	Pool/Type Coupon	Moody S&P	Original Face Pledged Percent	Pledged		
							Original Face	Par	Book Value
									Market Value

13 Securities Pledged To: 20 - CITY OF KINGSVILLE 26,195,000.00 11,380,629.46 12,062,759.17 12,222,510.65


September 30, 2013

This Investment Report is in compliance with the City of Kingsville investment strategies in the investment policy, and with relevant provisions of the Public Funds Investment Act.

A handwritten signature in black ink, appearing to read "V. J. Capell", written over a horizontal line.

Vincent J. Capell

City Manager

A handwritten signature in black ink, appearing to read "Mark A. Rushing", written over a horizontal line.

Mark A. Rushing

Director of Finance

9/30/2013	08/31/2013	07/31/2013
\$17,593,883.27	\$24,672,804.11	\$24,624,557.92
\$6,600,000.00	\$6,025,000.00	\$6,025,000.00
\$24,193,883.27	\$30,697,804.11	\$30,649,557.92

CUTWATER - TEXAS CLASS

Investment Pool

KLEBRERG BANK

Certificates of Deposit

TOTAL INVESTMENTS

Percentage in Cash (at least 35 % mature in 90 days or less)

Percentage in CD's (at least 10% in U.S. T-Bill or CD's)

Percentage in U.S. Treasuries (long term over 1 year; not to exceed 10%)

72.72% 80.37% 80.34%

27.28% 19.63% 19.66%

0.00% 0.00% 0.00%

CITY OF KINGSVILLE

INVESTMENT POOL



Financial Transparency Report

September 2013

For more information, contact Texas CLASS- Client Services at (800)707-6242 Fax:(855)848-9910 or www.texasclass.com

City of Kingsville

Total of all accounts

	<u>Current Month</u> (as of 30-SEP-2013)	<u>Previous Month</u> (as of 31-AUG-2013)	<u>Your Fiscal Year To Date</u> (from 01-OCT-2012)	<u>Current Month Previous Year</u> (as of 30-SEP-2012)
Beginning of Month Balance	<u>\$24,672,804.11</u>	\$24,624,557.92	\$18,402,434.21	\$24,445,042.02
Investments	<u>\$11,616,660.12</u>	\$46,247.87	\$33,961,709.35	\$4,482,047.26
Disbursements	<u>\$18,697,332.24</u>	\$150.00	\$34,808,591.89	\$10,529,116.66
End of Month Balance	<u>\$17,593,883.27</u>	\$24,672,804.11	\$17,593,883.27	\$18,402,434.21
Average Daily Balance	<u>\$23,070,867.67</u>	\$24,656,880.99	\$23,960,981.67	\$23,654,250.27
Income Earned	<u>\$1,751.28</u>	\$2,148.32	\$38,331.60	\$4,461.59

Benchmarks

	<u>Current Month</u> (as of 30-SEP-2013)	<u>Previous Month</u> (as of 31-AUG-2013)	<u>Your Portfolio Fiscal Year To Date</u>	<u>Current Month Previous Year</u> (as of 30-SEP-2012)
Your Texas CLASS Portfolio (Average)	0.09	0.10	0.11 (Average from 01-Jul)	0.23
US Federal Funds Rate (Ticker: FDFD)	0.01000 (30-SEP-2013)	0.08000 (30-AUG-2013)	0.17000 (31-OCT-2012)	0.08000 (28-SEP-2012)
1 Month USD LIBOR (Ticker: US0001M)	0.17885 (30-SEP-2013)	0.18206 (30-AUG-2013)	0.21200 (31-OCT-2012)	0.21425 (28-SEP-2012)

**Benchmark data is not averaged*

Account Details

Account: CO SERIES 2000

	<u>Current Month</u> (as of 30-SEP-2013)	<u>Previous Month</u> (as of 31-AUG-2013)	<u>Your Fiscal Year To Date</u> (from 01-OCT-2012)	<u>Current Month Previous Year</u> (as of 30-SEP-2012)
Beginning of Month Balance	<u>\$0.00</u>	\$0.00	\$0.00	\$0.00
Investments	<u>\$0.00</u>	\$0.00	\$657.31	\$0.00
Disbursements	<u>\$0.00</u>	\$0.00	\$657.31	\$0.00
End of Month Balance	<u>\$0.00</u>	\$0.00	\$0.00	\$0.00
Average Daily Balance	<u>\$0.00</u>	\$0.00	\$12.61	\$0.00
Average Yield	<u>0.09%</u>	0.10%	0.11%	0.23%
Income Earned	<u>\$0.00</u>	\$0.00	\$0.00	\$0.00

Account: CO SERIES 1998	Current Month (as of 30-SEP-2013)	Previous Month (as of 31-AUG-2013)	Your Fiscal Year To Date (from 01-OCT-2012)	Current Month Previous Year (as of 30-SEP-2012)
Beginning of Month Balance	<u>\$52,992.41</u>	\$52,987.83	\$52,910.46	\$52,900.47
Investments	<u>\$0.00</u>	\$0.00	\$0.00	\$0.00
Disbursements	<u>\$0.00</u>	\$0.00	\$0.00	\$0.00
End of Month Balance	<u>\$52,996.39</u>	\$52,992.41	\$52,996.39	\$52,910.46
Average Daily Balance	<u>\$52,994.54</u>	\$52,990.16	\$52,958.71	\$52,905.69
Average Yield	<u>0.09%</u>	0.10%	0.11%	0.23%
Income Earned	<u>\$3.98</u>	\$4.58	\$85.93	\$9.99

Account: TASK FORCE: FORFEIT	Current Month (as of 30-SEP-2013)	Previous Month (as of 31-AUG-2013)	Your Fiscal Year To Date (from 01-OCT-2012)	Current Month Previous Year (as of 30-SEP-2012)
Beginning of Month Balance	<u>\$863,326.82</u>	\$863,251.57	\$861,987.40	\$861,825.11
Investments	<u>\$0.00</u>	\$0.00	\$12,304.00	\$0.00
Disbursements	<u>\$0.00</u>	\$0.00	\$12,304.00	\$0.00
End of Month Balance	<u>\$863,391.76</u>	\$863,326.82	\$863,391.76	\$861,987.40
Average Daily Balance	<u>\$863,361.63</u>	\$863,289.97	\$865,743.80	\$861,910.05
Average Yield	<u>0.09%</u>	0.10%	0.11%	0.23%
Income Earned	<u>\$64.94</u>	\$75.25	\$1,404.36	\$162.29

Account: TASK FORCE: MISC.	Current Month (as of 30-SEP-2013)	Previous Month (as of 31-AUG-2013)	Your Fiscal Year To Date (from 01-OCT-2012)	Current Month Previous Year (as of 30-SEP-2012)
Beginning of Month Balance	<u>\$0.00</u>	\$0.00	\$0.00	\$0.00
Investments	<u>\$0.00</u>	\$0.00	\$0.00	\$0.00
Disbursements	<u>\$0.00</u>	\$0.00	\$0.00	\$0.00
End of Month Balance	<u>\$0.00</u>	\$0.00	\$0.00	\$0.00
Average Daily Balance	<u>\$0.00</u>	\$0.00	\$0.00	\$0.00
Average Yield	<u>0.09%</u>	0.10%	0.11%	0.23%
Income Earned	<u>\$0.00</u>	\$0.00	\$0.00	\$0.00

Account: TASK FORCE: PENDING	Current Month (as of 30-SEP-2013)	Previous Month (as of 31-AUG-2013)	Your Fiscal Year To Date (from 01-OCT-2012)	Current Month Previous Year (as of 30-SEP-2012)
Beginning of Month Balance	<u>\$857,687.06</u>	\$857,612.32	\$966,189.94	\$1,017,685.91
Investments	<u>\$0.00</u>	\$0.00	\$0.00	\$0.00
Disbursements	<u>\$0.00</u>	\$0.00	\$109,883.93	\$51,686.70
End of Month Balance	<u>\$857,751.64</u>	\$857,687.06	\$857,751.64	\$966,189.94
Average Daily Balance	<u>\$857,721.68</u>	\$857,650.47	\$885,116.09	\$1,012,617.48
Average Yield	<u>0.09%</u>	0.10%	0.11%	0.23%
Income Earned	<u>\$64.58</u>	\$74.74	\$1,445.63	\$190.73

Account: TASK FORCE: PRG. INC	Current Month (as of 30-SEP-2013)	Previous Month (as of 31-AUG-2013)	Your Fiscal Year To Date (from 01-OCT-2012)	Current Month Previous Year (as of 30-SEP-2012)
Beginning of Month Balance	<u>\$1,463,820.16</u>	\$1,463,692.59	\$391,131.55	\$391,057.93
Investments	<u>\$0.00</u>	\$0.00	\$1,075,632.14	\$0.00
Disbursements	<u>\$399,406.04</u>	\$0.00	\$403,562.30	\$0.00
End of Month Balance	<u>\$1,064,523.29</u>	\$1,463,820.16	\$1,064,523.29	\$391,131.55
Average Daily Balance	<u>\$1,450,565.65</u>	\$1,463,757.70	\$891,799.01	\$391,096.46
Average Yield	<u>0.09%</u>	0.10%	0.11%	0.23%
Income Earned	<u>\$109.17</u>	\$127.57	\$1,321.90	\$73.62

Account: LANDFILL CLOSER ACCT	Current Month (as of 30-SEP-2013)	Previous Month (as of 31-AUG-2013)	Your Fiscal Year To Date (from 01-OCT-2012)	Current Month Previous Year (as of 30-SEP-2012)
Beginning of Month Balance	<u>\$3,328,149.81</u>	\$3,327,859.86	\$2,191,831.86	\$2,191,419.24
Investments	<u>\$0.00</u>	\$0.00	\$1,131,204.45	\$0.00
Disbursements	<u>\$2,400,325.00</u>	\$0.00	\$2,400,325.00	\$0.00
End of Month Balance	<u>\$928,044.35</u>	\$3,328,149.81	\$928,044.35	\$2,191,831.86
Average Daily Balance	<u>\$2,848,269.70</u>	\$3,328,007.84	\$3,274,185.35	\$2,191,635.20
Average Yield	<u>0.09%</u>	0.10%	0.11%	0.23%
Income Earned	<u>\$219.54</u>	\$289.95	\$5,333.04	\$412.62

Account: CMA-SAVINGS	Current Month (as of 30-SEP-2013)	Previous Month (as of 31-AUG-2013)	Your Fiscal Year To Date (from 01-OCT-2012)	Current Month Previous Year (as of 30-SEP-2012)
Beginning of Month Balance	<u>\$1,915,463.19</u>	\$1,915,296.29	\$575,158.66	\$1,047,516.65
Investments	<u>\$6,589,585.28</u>	\$0.00	\$12,879,527.77	\$4,452,429.96
Disbursements	<u>\$4,672,804.78</u>	\$0.00	\$9,623,691.99	\$4,925,000.00
End of Month Balance	<u>\$3,832,381.75</u>	\$1,915,463.19	\$3,832,381.75	\$575,158.66
Average Daily Balance	<u>\$1,860,106.40</u>	\$1,915,381.47	\$975,621.70	\$1,132,903.99
Average Yield	<u>0.09%</u>	0.10%	0.11%	0.23%
Income Earned	<u>\$138.06</u>	\$166.90	\$1,387.31	\$212.05

Account: CO 2013 STREET PROJECT	Current Month (as of 30-SEP-2013)	Previous Month (as of 31-AUG-2013)	Your Fiscal Year To Date (from 01-OCT-2012)	Current Month Previous Year (as of 30-SEP-2012)
Beginning of Month Balance	<u>\$995,204.66</u>	\$995,117.96	\$0.00	\$0.00
Investments	<u>\$0.00</u>	\$0.00	\$994,390.05	\$0.00
Disbursements	<u>\$516,244.45</u>	\$0.00	\$516,244.45	\$0.00
End of Month Balance	<u>\$479,028.67</u>	\$995,204.66	\$479,028.67	\$0.00
Average Daily Balance	<u>\$894,702.61</u>	\$995,162.21	\$615,924.61	\$0.00
Average Yield	<u>0.09%</u>	0.10%	0.11%	0.23%
Income Earned	<u>\$68.46</u>	\$86.70	\$883.07	\$0.00

Account: CO 2013 STORM WATER	Current Month (as of 30-SEP-2013)	Previous Month (as of 31-AUG-2013)	Your Fiscal Year To Date (from 01-OCT-2012)	Current Month Previous Year (as of 30-SEP-2012)
Beginning of Month Balance	<u>\$4,328,543.68</u>	\$4,328,166.55	\$0.00	\$0.00
Investments	<u>\$16,244.45</u>	\$0.00	\$4,341,244.45	\$0.00
Disbursements	<u>\$2,055,959.66</u>	\$0.00	\$2,055,959.66	\$0.00
End of Month Balance	<u>\$2,289,128.35</u>	\$4,328,543.68	\$2,289,128.35	\$0.00
Average Daily Balance	<u>\$3,927,391.52</u>	\$4,328,359.02	\$2,681,859.35	\$0.00
Average Yield	<u>0.09%</u>	0.10%	0.11%	0.23%
Income Earned	<u>\$299.88</u>	\$377.13	\$3,843.56	\$0.00

Account: GO DEBT SERVICE	Current Month (as of 30-SEP-2013)	Previous Month (as of 31-AUG-2013)	Your Fiscal Year To Date (from 01-OCT-2012)	Current Month Previous Year (as of 30-SEP-2012)
Beginning of Month Balance	<u>\$20,159.92</u>	\$9,505.89	\$952,933.55	\$944,968.95
Investments	<u>\$991,734.31</u>	\$10,802.61	\$2,488,397.56	\$7,785.90
Disbursements	<u>\$173,108.01</u>	\$150.00	\$2,604,377.33	\$0.00
End of Month Balance	<u>\$838,795.14</u>	\$20,159.92	\$838,795.14	\$952,933.55
Average Daily Balance	<u>\$133,115.60</u>	\$16,624.49	\$1,063,797.50	\$949,189.13
Average Yield	<u>0.09%</u>	0.10%	0.11%	0.23%
Income Earned	<u>\$8.92</u>	\$1.42	\$1,841.36	\$178.70

Account: UTILITY FUND DEBT SERVICE	Current Month (as of 30-SEP-2013)	Previous Month (as of 31-AUG-2013)	Your Fiscal Year To Date (from 01-OCT-2012)	Current Month Previous Year (as of 30-SEP-2012)
Beginning of Month Balance	<u>\$91,567.87</u>	\$91,559.89	\$91,426.20	\$91,408.94
Investments	<u>\$1,374,823.00</u>	\$0.00	\$1,374,823.00	\$0.00
Disbursements	<u>\$1,374,372.50</u>	\$0.00	\$1,374,372.50	\$0.00
End of Month Balance	<u>\$92,025.24</u>	\$91,567.87	\$92,025.24	\$91,426.20
Average Daily Balance	<u>\$91,786.62</u>	\$91,563.96	\$91,527.29	\$91,417.97
Average Yield	<u>0.09%</u>	0.10%	0.11%	0.23%
Income Earned	<u>\$6.87</u>	\$7.98	\$148.54	\$17.26

Account: FIRE BLDG CONST FUND	Current Month (as of 30-SEP-2013)	Previous Month (as of 31-AUG-2013)	Your Fiscal Year To Date (from 01-OCT-2012)	Current Month Previous Year (as of 30-SEP-2012)
Beginning of Month Balance	<u>\$0.00</u>	\$0.00	\$0.00	\$0.00
Investments	<u>\$0.00</u>	\$0.00	\$173,796.32	\$0.00
Disbursements	<u>\$0.00</u>	\$0.00	\$173,852.25	\$0.00
End of Month Balance	<u>\$0.00</u>	\$0.00	\$0.00	\$0.00
Average Daily Balance	<u>\$0.00</u>	\$0.00	\$33,070.86	\$0.00
Average Yield	<u>0.09%</u>	0.10%	0.11%	0.23%
Income Earned	<u>\$0.00</u>	\$0.00	\$55.93	\$0.00

Account: POLICE BLDG FUND	Current Month (as of 30-SEP-2013)	Previous Month (as of 31-AUG-2013)	Your Fiscal Year To Date (from 01-OCT-2012)	Current Month Previous Year (as of 30-SEP-2012)
Beginning of Month Balance	<u>\$0.00</u>	\$0.00	\$0.00	\$0.00
Investments	<u>\$0.00</u>	\$0.00	\$0.00	\$0.00
Disbursements	<u>\$0.00</u>	\$0.00	\$0.00	\$0.00
End of Month Balance	<u>\$0.00</u>	\$0.00	\$0.00	\$0.00
Average Daily Balance	<u>\$0.00</u>	\$0.00	\$0.00	\$0.00
Average Yield	<u>0.09%</u>	0.10%	0.11%	0.23%
Income Earned	<u>\$0.00</u>	\$0.00	\$0.00	\$0.00

Account: CMA ACCOUNT - M&O TAXES	Current Month (as of 30-SEP-2013)	Previous Month (as of 31-AUG-2013)	Your Fiscal Year To Date (from 01-OCT-2012)	Current Month Previous Year (as of 30-SEP-2012)
Beginning of Month Balance	<u>\$696,846.67</u>	\$661,341.72	\$1,375.33	\$4,431,269.46
Investments	<u>\$24,169.93</u>	\$35,445.26	\$4,575,385.08	\$21,831.40
Disbursements	<u>\$717,878.30</u>	\$0.00	\$4,576,136.33	\$4,452,429.96
End of Month Balance	<u>\$3,180.67</u>	\$696,846.67	\$3,180.67	\$1,375.33
Average Daily Balance	<u>\$543,576.21</u>	\$685,480.94	\$1,574,212.32	\$3,700,931.66
Average Yield	<u>0.09%</u>	0.10%	0.11%	0.23%
Income Earned	<u>\$42.37</u>	\$59.69	\$2,556.59	\$704.43

Account: COMPUTER LEASE ACCT.	Current Month (as of 30-SEP-2013)	Previous Month (as of 31-AUG-2013)	Your Fiscal Year To Date (from 01-OCT-2012)	Current Month Previous Year (as of 30-SEP-2012)
Beginning of Month Balance	<u>\$0.00</u>	\$0.00	\$0.00	\$0.00
Investments	<u>\$0.00</u>	\$0.00	\$0.00	\$0.00
Disbursements	<u>\$0.00</u>	\$0.00	\$0.00	\$0.00
End of Month Balance	<u>\$0.00</u>	\$0.00	\$0.00	\$0.00
Average Daily Balance	<u>\$0.00</u>	\$0.00	\$0.00	\$0.00
Average Yield	<u>0.09%</u>	0.10%	0.11%	0.23%
Income Earned	<u>\$0.00</u>	\$0.00	\$0.00	\$0.00

Account: C.O. SERIES 2001	Current Month (as of 30-SEP-2013)	Previous Month (as of 31-AUG-2013)	Your Fiscal Year To Date (from 01-OCT-2012)	Current Month Previous Year (as of 30-SEP-2012)
Beginning of Month Balance	<u>\$0.00</u>	\$0.00	\$0.00	\$0.00
Investments	<u>\$0.00</u>	\$0.00	\$0.00	\$0.00
Disbursements	<u>\$0.00</u>	\$0.00	\$0.00	\$0.00
End of Month Balance	<u>\$0.00</u>	\$0.00	\$0.00	\$0.00
Average Daily Balance	<u>\$0.00</u>	\$0.00	\$0.00	\$0.00
Average Yield	<u>0.09%</u>	0.10%	0.11%	0.23%
Income Earned	<u>\$0.00</u>	\$0.00	\$0.00	\$0.00

Account: SELF INSURANCE FUND	Current Month (as of 30-SEP-2013)	Previous Month (as of 31-AUG-2013)	Your Fiscal Year To Date (from 01-OCT-2012)	Current Month Previous Year (as of 30-SEP-2012)
Beginning of Month Balance	<u>\$35,825.99</u>	\$35,822.86	\$280,063.01	\$280,010.30
Investments	<u>\$600,049.45</u>	\$0.00	\$2,894,293.52	\$0.00
Disbursements	<u>\$612,786.11</u>	\$0.00	\$3,151,684.17	\$0.00
End of Month Balance	<u>\$23,096.96</u>	\$35,825.99	\$23,096.96	\$280,063.01
Average Daily Balance	<u>\$98,580.59</u>	\$35,824.47	\$233,120.19	\$280,037.89
Average Yield	<u>0.09%</u>	0.10%	0.11%	0.23%
Income Earned	<u>\$7.63</u>	\$3.13	\$424.60	\$52.71

Account: DISPUTED WATER CHARGES	Current Month (as of 30-SEP-2013)	Previous Month (as of 31-AUG-2013)	Your Fiscal Year To Date (from 01-OCT-2012)	Current Month Previous Year (as of 30-SEP-2012)
Beginning of Month Balance	<u>\$0.00</u>	\$0.00	\$0.00	\$0.00
Investments	<u>\$0.00</u>	\$0.00	\$0.00	\$0.00
Disbursements	<u>\$0.00</u>	\$0.00	\$0.00	\$0.00
End of Month Balance	<u>\$0.00</u>	\$0.00	\$0.00	\$0.00
Average Daily Balance	<u>\$0.00</u>	\$0.00	\$0.00	\$0.00
Average Yield	<u>0.09%</u>	0.10%	0.11%	0.23%
Income Earned	<u>\$0.00</u>	\$0.00	\$0.00	\$0.00

Account: FEDERAL FORFEITURE FUNDS	Current Month (as of 30-SEP-2013)	Previous Month (as of 31-AUG-2013)	Your Fiscal Year To Date (from 01-OCT-2012)	Current Month Previous Year (as of 30-SEP-2012)
Beginning of Month Balance	<u>\$96,905.35</u>	\$96,896.90	\$100,348.83	\$100,329.91
Investments	<u>\$0.00</u>	\$0.00	\$0.00	\$0.00
Disbursements	<u>\$58,841.78</u>	\$0.00	\$62,439.98	\$0.00
End of Month Balance	<u>\$38,070.19</u>	\$96,905.35	\$38,070.19	\$100,348.83
Average Daily Balance	<u>\$85,974.17</u>	\$96,901.21	\$98,713.30	\$100,339.81
Average Yield	<u>0.09%</u>	0.10%	0.11%	0.23%
Income Earned	<u>\$6.62</u>	\$8.45	\$161.34	\$18.92

Account: STATE FORFEITURE FUNDS	Current Month (as of 30-SEP-2013)	Previous Month (as of 31-AUG-2013)	Your Fiscal Year To Date (from 01-OCT-2012)	Current Month Previous Year (as of 30-SEP-2012)
Beginning of Month Balance	<u>\$1,345,943.98</u>	\$1,345,826.68	\$1,379,665.64	\$1,379,405.89
Investments	<u>\$913,389.00</u>	\$0.00	\$913,389.00	\$0.00
Disbursements	<u>\$691,099.16</u>	\$0.00	\$726,934.16	\$0.00
End of Month Balance	<u>\$1,568,328.93</u>	\$1,345,943.98	\$1,568,328.93	\$1,379,665.64
Average Daily Balance	<u>\$1,244,870.36</u>	\$1,345,886.55	\$1,355,559.64	\$1,379,541.84
Average Yield	<u>0.09%</u>	0.10%	0.11%	0.23%
Income Earned	<u>\$95.11</u>	\$117.30	\$2,208.45	\$259.75

Account: C.O. SERIES 2002	Current Month (as of 30-SEP-2013)	Previous Month (as of 31-AUG-2013)	Your Fiscal Year To Date (from 01-OCT-2012)	Current Month Previous Year (as of 30-SEP-2012)
Beginning of Month Balance	<u>\$59,135.56</u>	\$59,130.40	\$59,044.00	\$59,032.87
Investments	<u>\$8,732.37</u>	\$0.00	\$8,732.37	\$0.00
Disbursements	<u>\$0.00</u>	\$0.00	\$0.00	\$0.00
End of Month Balance	<u>\$67,872.48</u>	\$59,135.56	\$67,872.48	\$59,044.00
Average Daily Balance	<u>\$60,302.29</u>	\$59,133.03	\$59,193.63	\$59,038.69
Average Yield	<u>0.09%</u>	0.10%	0.11%	0.23%
Income Earned	<u>\$4.55</u>	\$5.16	\$96.11	\$11.13

Account: C.O. SERIES 2002A	Current Month (as of 30-SEP-2013)	Previous Month (as of 31-AUG-2013)	Your Fiscal Year To Date (from 01-OCT-2012)	Current Month Previous Year (as of 30-SEP-2012)
Beginning of Month Balance	<u>\$8,731.85</u>	\$8,731.12	\$8,718.27	\$8,716.62
Investments	<u>\$0.00</u>	\$0.00	\$0.00	\$0.00
Disbursements	<u>\$8,732.37</u>	\$0.00	\$8,732.37	\$0.00
End of Month Balance	<u>\$0.00</u>	\$8,731.85	\$0.00	\$8,718.27
Average Daily Balance	<u>\$7,567.84</u>	\$8,731.49	\$8,630.51	\$8,717.51
Average Yield	<u>0.09%</u>	0.10%	0.11%	0.23%
Income Earned	<u>\$0.52</u>	\$0.73	\$14.10	\$1.65

Account: STATE PENDING FORFEITURE FUND	Current Month (as of 30-SEP-2013)	Previous Month (as of 31-AUG-2013)	Your Fiscal Year To Date (from 01-OCT-2012)	Current Month Previous Year (as of 30-SEP-2012)
Beginning of Month Balance	<u>\$999,455.33</u>	\$999,368.24	\$997,911.61	\$997,723.73
Investments	<u>\$0.00</u>	\$0.00	\$0.00	\$0.00
Disbursements	<u>\$913,389.00</u>	\$0.00	\$913,389.00	\$0.00
End of Month Balance	<u>\$86,139.25</u>	\$999,455.33	\$86,139.25	\$997,911.61
Average Daily Balance	<u>\$969,049.28</u>	\$999,412.70	\$996,317.93	\$997,822.06
Average Yield	<u>0.09%</u>	0.10%	0.11%	0.23%
Income Earned	<u>\$72.92</u>	\$87.09	\$1,616.64	\$187.88

Account: CAPITAL PROJECTS FUND	Current Month (as of 30-SEP-2013)	Previous Month (as of 31-AUG-2013)	Your Fiscal Year To Date (from 01-OCT-2012)	Current Month Previous Year (as of 30-SEP-2012)
Beginning of Month Balance	<u>\$33,114.62</u>	\$33,111.73	\$33,063.67	\$33,057.44
Investments	<u>\$0.00</u>	\$0.00	\$0.00	\$0.00
Disbursements	<u>\$10,225.48</u>	\$0.00	\$10,225.48	\$0.00
End of Month Balance	<u>\$22,891.51</u>	\$33,114.62	\$22,891.51	\$33,063.67
Average Daily Balance	<u>\$31,070.84</u>	\$33,113.22	\$32,925.57	\$33,060.70
Average Yield	<u>0.09%</u>	0.10%	0.11%	0.23%
Income Earned	<u>\$2.37</u>	\$2.89	\$53.32	\$6.23

Account: CO 2005 - CONSTRUCTION	Current Month (as of 30-SEP-2013)	Previous Month (as of 31-AUG-2013)	Your Fiscal Year To Date (from 01-OCT-2012)	Current Month Previous Year (as of 30-SEP-2012)
Beginning of Month Balance	<u>\$421,626.90</u>	\$421,590.17	\$436,606.98	\$436,524.79
Investments	<u>\$0.00</u>	\$0.00	\$0.00	\$0.00
Disbursements	<u>\$150,964.24</u>	\$0.00	\$166,613.64	\$0.00
End of Month Balance	<u>\$270,693.43</u>	\$421,626.90	\$270,693.43	\$436,606.98
Average Daily Balance	<u>\$406,931.56</u>	\$421,608.91	\$430,143.85	\$436,567.81
Average Yield	<u>0.09%</u>	0.10%	0.11%	0.23%
Income Earned	<u>\$30.77</u>	\$36.73	\$700.09	\$82.19

Account: CO 2005 - I&S	Current Month (as of 30-SEP-2013)	Previous Month (as of 31-AUG-2013)	Your Fiscal Year To Date (from 01-OCT-2012)	Current Month Previous Year (as of 30-SEP-2012)
Beginning of Month Balance	<u>\$0.00</u>	\$0.00	\$0.00	\$0.00
Investments	<u>\$0.00</u>	\$0.00	\$0.00	\$0.00
Disbursements	<u>\$0.00</u>	\$0.00	\$0.00	\$0.00
End of Month Balance	<u>\$0.00</u>	\$0.00	\$0.00	\$0.00
Average Daily Balance	<u>\$0.00</u>	\$0.00	\$0.00	\$0.00
Average Yield	<u>0.09%</u>	0.10%	0.11%	0.23%
Income Earned	<u>\$0.00</u>	\$0.00	\$0.00	\$0.00

Account: C.O. SERIES 2007	Current Month (as of 30-SEP-2013)	Previous Month (as of 31-AUG-2013)	Your Fiscal Year To Date (from 01-OCT-2012)	Current Month Previous Year (as of 30-SEP-2012)
Beginning of Month Balance	<u>\$139,874.84</u>	\$139,862.65	\$139,658.77	\$139,632.50
Investments	<u>\$0.00</u>	\$0.00	\$0.00	\$0.00
Disbursements	<u>\$138,711.81</u>	\$0.00	\$138,711.81	\$0.00
End of Month Balance	<u>\$1,171.76</u>	\$139,874.84	\$1,171.76	\$139,658.77
Average Daily Balance	<u>\$112,137.92</u>	\$139,868.87	\$137,505.78	\$139,646.25
Average Yield	<u>0.09%</u>	0.10%	0.11%	0.23%
Income Earned	<u>\$8.73</u>	\$12.19	\$224.80	\$26.27

Account: UF CAPITAL PROJECTS FUND 054	Current Month (as of 30-SEP-2013)	Previous Month (as of 31-AUG-2013)	Your Fiscal Year To Date (from 01-OCT-2012)	Current Month Previous Year (as of 30-SEP-2012)
Beginning of Month Balance	<u>\$286,362.43</u>	\$286,337.51	\$619,618.32	\$619,501.64
Investments	<u>\$0.00</u>	\$0.00	\$0.00	\$0.00
Disbursements	<u>\$286,307.76</u>	\$0.00	\$620,464.62	\$0.00
End of Month Balance	<u>\$72.53</u>	\$286,362.43	\$72.53	\$619,618.32
Average Daily Balance	<u>\$229,112.00</u>	\$286,350.24	\$538,563.99	\$619,562.71
Average Yield	<u>0.09%</u>	0.10%	0.11%	0.23%
Income Earned	<u>\$17.86</u>	\$24.92	\$918.83	\$116.68

Account: CO SERIES 2009	Current Month (as of 30-SEP-2013)	Previous Month (as of 31-AUG-2013)	Your Fiscal Year To Date (from 01-OCT-2012)	Current Month Previous Year (as of 30-SEP-2012)
Beginning of Month Balance	<u>\$73,615.44</u>	\$73,609.02	\$73,501.98	\$73,488.16
Investments	<u>\$0.00</u>	\$0.00	\$0.00	\$0.00
Disbursements	<u>\$23,563.75</u>	\$0.00	\$23,563.75	\$0.00
End of Month Balance	<u>\$50,057.19</u>	\$73,615.44	\$50,057.19	\$73,501.98
Average Daily Balance	<u>\$72,832.96</u>	\$73,612.30	\$73,504.15	\$73,495.38
Average Yield	<u>0.09%</u>	0.10%	0.11%	0.23%
Income Earned	<u>\$5.50</u>	\$6.42	\$118.96	\$13.82

Account: SANITATION COLLECTN ADDTL REV	Current Month (as of 30-SEP-2013)	Previous Month (as of 31-AUG-2013)	Your Fiscal Year To Date (from 01-OCT-2012)	Current Month Previous Year (as of 30-SEP-2012)
Beginning of Month Balance	<u>\$488,683.91</u>	\$488,641.32	\$487,929.29	\$487,837.41
Investments	<u>\$597,932.33</u>	\$0.00	\$597,932.33	\$0.00
Disbursements	<u>\$901,118.75</u>	\$0.00	\$901,118.75	\$0.00
End of Month Balance	<u>\$185,530.13</u>	\$488,683.91	\$185,530.13	\$487,929.29
Average Daily Balance	<u>\$424,787.92</u>	\$488,663.05	\$483,120.18	\$487,885.49
Average Yield	<u>0.09%</u>	0.10%	0.11%	0.23%
Income Earned	<u>\$32.64</u>	\$42.59	\$787.26	\$91.88

Account: GF CAPITAL PROJECTS FUND 091	Current Month (as of 30-SEP-2013)	Previous Month (as of 31-AUG-2013)	Your Fiscal Year To Date (from 01-OCT-2012)	Current Month Previous Year (as of 30-SEP-2012)
Beginning of Month Balance	<u>\$814,942.91</u>	\$814,871.93	\$924,713.87	\$924,539.76
Investments	<u>\$0.00</u>	\$0.00	\$0.00	\$0.00
Disbursements	<u>\$814,995.01</u>	\$0.00	\$926,177.32	\$0.00
End of Month Balance	<u>\$0.00</u>	\$814,942.91	\$0.00	\$924,713.87
Average Daily Balance	<u>\$672,167.00</u>	\$814,908.15	\$888,227.67	\$924,630.89
Average Yield	<u>0.09%</u>	0.10%	0.11%	0.23%
Income Earned	<u>\$52.10</u>	\$70.98	\$1,463.45	\$174.11

Account: CO 2011 - GF 065	Current Month (as of 30-SEP-2013)	Previous Month (as of 31-AUG-2013)	Your Fiscal Year To Date (from 01-OCT-2012)	Current Month Previous Year (as of 30-SEP-2012)
Beginning of Month Balance	<u>\$1,946,355.99</u>	\$1,946,186.42	\$2,333,171.31	\$3,432,551.15
Investments	<u>\$250,000.00</u>	\$0.00	\$250,000.00	\$0.00
Disbursements	<u>\$975,874.68</u>	\$0.00	\$1,365,969.89	\$1,100,000.00
End of Month Balance	<u>\$1,220,620.93</u>	\$1,946,355.99	\$1,220,620.93	\$2,333,171.31
Average Daily Balance	<u>\$1,841,644.72</u>	\$1,946,272.96	\$2,084,455.36	\$3,286,220.60
Average Yield	<u>0.09%</u>	0.10%	0.11%	0.23%
Income Earned	<u>\$139.62</u>	\$169.57	\$3,419.51	\$620.16

Account: CO 2011 - UF 066

	<u>Current</u> <u>Month</u> <u>(as of 30-SEP-2013)</u>	<u>Previous</u> <u>Month</u> <u>(as of 31-AUG-2013)</u>	<u>Your Fiscal Year</u> <u>To Date</u> <u>(from 01-OCT-2012)</u>	<u>Current Month</u> <u>Previous Year</u> <u>(as of 30-SEP-2012)</u>
Beginning of Month Balance	<u>\$3,308,466.76</u>	\$3,308,178.50	\$4,443,473.71	\$4,442,637.19
Investments	<u>\$250,000.00</u>	\$0.00	\$250,000.00	\$0.00
Disbursements	<u>\$800,623.60</u>	\$0.00	\$1,941,199.90	\$0.00
End of Month Balance	<u>\$2,758,090.73</u>	\$3,308,466.76	\$2,758,090.73	\$4,443,473.71
Average Daily Balance	<u>\$3,290,246.06</u>	\$3,308,325.61	\$3,535,170.72	\$4,443,075.01
Average Yield	<u>0.09%</u>	0.10%	0.11%	0.23%
Income Earned	<u>\$247.57</u>	\$288.26	\$5,816.92	\$836.52

Close Report



For more information, contact Texas CLASS- Client Services at (800)707-6242 Fax:(855)848-9910 or www.texasclass.com

STATEMENT OF NET ASSETS**Texas CLASS**

30-SEP-2013

(UNAUDITED)

Face Amount		Maturity Date	Yield/Rate	Value (a)
Federal Farm Credit Bank Notes				
			(1.84%)	
\$25,000,000.00	Federal Farm Credit Bank Notes	10/18/2013	0.14%	\$24,999,775.00
\$15,000,000.00	Federal Farm Credit Bank Notes	02/10/2014	0.14%	\$14,998,350.00
\$40,000,000.00	Total Federal Farm Credit Bank Notes			\$39,998,125.00
Federal Home Loan Bank Notes				
			(5.01%)	
\$50,000,000.00	Federal Home Loan Bank Notes	10/01/2013	0.06%	\$50,000,000.00
\$28,095,000.00	Federal Home Loan Bank Notes	12/26/2013	0.10%	\$28,093,651.44
\$31,065,000.00	Federal Home Loan Bank Notes	10/30/2013	0.05%	\$31,064,502.96
\$109,160,000.00	Total Federal Home Loan Bank Notes			\$109,158,154.40
Federal National Mortgage Association Notes				
			(2.29%)	
\$30,000,000.00	Federal National Mortgage Association Notes	12/31/2013	0.15%	\$29,998,470.00
\$20,000,000.00	Federal National Mortgage Association Notes	12/02/2013	0.06%	\$19,999,320.00
\$50,000,000.00	Total Federal National Mortgage Association Notes			\$49,997,790.00
Freddie Mac Notes				
			(2.11%)	

\$5,900,000.00	FREDDIE MAC Notes	02/11/2014	0.10%	\$5,899,345.10
\$25,000,000.00	FREDDIE MAC Notes	11/05/2013	0.13%	\$24,999,525.00
\$15,000,000.00	FREDDIE MAC Notes	02/04/2014	0.16%	\$14,998,425.00
				<hr/>
\$45,900,000.00	Total Freddie Mac Notes			\$45,897,295.10

Farmer Mac Notes**(2.07 %)**

\$25,000,000.00	FARMER MAC Notes	11/26/2013	0.14%	\$24,999,225.00
\$20,000,000.00	FARMER MAC Notes	12/27/2013	0.18%	\$19,999,040.00
				<hr/>
\$45,000,000.00	Total Farmer Mac Notes			\$44,998,265.00

Repurchase Agreements**(27.90 %)**

\$607,938,726.65	Collateral Total Amount = \$620,097,501.18 or 102%.	10/01/2013	0.02%	\$607,938,726.65
				<hr/>
\$607,938,726.65	Total Repurchase Agreements			\$607,938,726.65

Municipal**(0.20 %)**

\$4,400,000.00	State of Texas	10/01/2013	0.22%	\$4,400,000.00
				<hr/>
\$4,400,000.00	Total Municipal			\$4,400,000.00

Commercial Paper**(49.41 %)**

\$15,000,000.00	Standard Chartered Bank	01/17/2014	0.25%	\$14,991,430.50
\$13,500,000.00	Manhattan Asset Fdg Corp	10/11/2013	0.18%	\$13,499,443.80
\$26,930,000.00	Societe Generale North America	10/31/2013	0.25%	\$26,928,230.70
\$20,000,000.00	Kells Funding LLC	10/29/2013	0.26%	\$20,001,160.00
\$25,000,000.00	Kells Funding LLC	03/18/2014	0.23%	\$25,000,125.00
\$25,000,000.00	Victory Receivables Corp	10/09/2013	0.15%	\$24,999,170.00
\$20,000,000.00	FCAR Owner Trust	12/03/2013	0.26%	\$19,993,908.00
\$15,000,000.00	Credit Suisse New York	12/05/2013	0.27%	\$14,994,169.50
\$20,000,000.00	Kells Funding LLC	11/06/2013	0.24%	\$19,997,226.00

\$40,000,000.00	Standard Chartered Bank	01/07/2014	0.26%	\$39,980,312.00
\$15,000,000.00	University of Texas Sys	10/07/2013	0.08%	\$14,999,850.00
\$20,000,000.00	Bank of Tokyo-Mitsubishi UFJ	10/11/2013	0.18%	\$19,999,298.00
\$15,000,000.00	Fairway Finance LLC	01/06/2014	0.19%	\$15,000,015.00
\$25,000,000.00	Credit Suisse New York	10/04/2013	0.29%	\$24,999,582.50
\$30,000,000.00	Fairway Finance LLC	12/04/2013	0.18%	\$30,000,000.00
\$28,000,000.00	Sheffield Receivables Co	10/15/2013	0.19%	\$27,998,600.00
\$25,000,000.00	Gotham Funding Corp	10/24/2013	0.14%	\$24,997,450.00
\$10,000,000.00	ING US Funding LLC	11/01/2013	0.51%	\$9,998,569.00
\$30,000,000.00	Manhattan Asset Fdg Corp	10/07/2013	0.18%	\$29,999,241.00
\$28,000,000.00	Market Street Fdg LLC	10/16/2013	0.17%	\$27,999,129.20
\$20,000,000.00	Kells Funding LLC	01/16/2014	0.20%	\$19,999,500.00
\$25,000,000.00	Barclays Capital Funding US	01/10/2014	0.49%	\$24,983,992.50
\$30,000,000.00	ING US Funding LLC	11/13/2013	0.21%	\$29,993,802.00
\$25,000,000.00	Standard Chartered Bank	01/06/2014	0.22%	\$24,987,862.50
\$25,000,000.00	Societe Generale North America	11/15/2013	0.19%	\$24,994,857.50
\$25,000,000.00	Rabobank USA Fin Corp	03/07/2014	0.22%	\$24,977,945.00
\$30,000,000.00	Fairway Finance LLC	03/11/2014	0.19%	\$29,998,830.00
\$30,000,000.00	Ridgefield Funding Co LLC	10/02/2013	0.20%	\$29,999,784.00
\$25,000,000.00	Bank of Tokyo-Mitsubishi UFJ	10/21/2013	0.18%	\$24,997,812.50
\$30,000,000.00	ING Funding	02/11/2014	0.30%	\$29,968,956.00
\$25,000,000.00	Sheffield Receivables Co	01/10/2014	0.22%	\$24,985,692.50
\$30,000,000.00	Credit Suisse New York	11/08/2013	0.35%	\$30,004,500.00
\$25,000,000.00	Ridgefield Funding Co LLC	10/04/2013	0.20%	\$24,999,550.00
\$25,000,000.00	Credit Suisse New York	10/18/2013	0.29%	\$24,998,125.00
\$20,500,000.00	ING US Funding LLC	12/17/2013	0.53%	\$20,490,850.85
\$20,000,000.00	University of Texas	10/02/2013	0.09%	\$20,000,000.00
\$15,000,000.00	Fairway Finance LLC	01/14/2014	0.19%	\$15,000,075.00
\$15,000,000.00	Alpine Securitization Corp	10/18/2013	0.27%	\$14,999,062.50
\$25,000,000.00	Working Capital Mgmt	11/05/2013	0.19%	\$24,996,400.00
\$40,000,000.00	Barclays Capital Funding US	03/07/2014	0.41%	\$39,943,648.00
\$30,000,000.00	Standard Chartered Bank	04/10/2014	0.33%	\$29,952,960.00
\$20,000,000.00	Market Street Fdg LLC	10/17/2013	0.15%	\$19,999,338.00
\$20,000,000.00	Barclays US Funding Corp	02/07/2014	0.44%	\$19,980,500.00
\$15,000,000.00	Working Capital Mgmt	10/15/2013	0.18%	\$14,999,250.00
\$25,000,000.00	Rabobank USA Fin Corp	12/02/2013	0.25%	\$24,994,750.00
\$15,000,000.00	Working Capital Mgmt	10/08/2013	0.17%	\$14,999,629.50

\$1,076,930,000.00	Total Commercial Paper			\$1,076,624,583.55
--------------------	------------------------	--	--	--------------------

Money Market Accounts

(9.18%)

\$125,000,000.00	JPMorgan Chase	09/30/2013	0.35%	\$125,000,000.00
------------------	----------------	------------	-------	------------------

\$75,000,000.00	JPMorgan Chase	10/01/2013	0.25%	\$75,000,000.00
<hr/>				
\$200,000,000.00	Total Money Market Accounts			\$200,000,000.00
<hr/>				
\$2,179,328,726.65	Total Investments			\$2,179,012,939.70
<hr/>				

CITY OF KINGSVILLE


CERTIFICATES OF DEPOSIT

100 East Kleberg Avenue
P.O. Drawer 911
Kingsville, Texas 78364



361-592-8501
361-593-1500 Fax
www.klebergbank.com

October 2, 2013



Mr. Mark Rushing
Director of Finance
City of Kingsville
P. O. Box 1458
Kingsville, Texas 78364

Dear Mr. Rushing,

Our records indicate the status of the accounts held by the City of Kingsville for the month ending September 30, 2013 to be:

Demand Deposit Account Balances	\$ 4,398,923.75
Certificates of Deposit	\$ 6,600,000.00
Total Account & CD Balances	<u>\$ 10,998,923.75</u>
Market Value of Securities	\$ 16,895,344.13
FDIC Coverage	\$ 250,000.00
Total Pledge & FDIC Coverage	<u>\$ 17,145,344.13</u>
Net Pledge & FDIC Coverage over (+) Account & CD Balances	\$ 6,146,420.38

Please let us know if you have any questions.

Sincerely,

Lois Staff
Accounting Officer

Pledges By Pledgee And Maturity

IPA

Page 10 of 17

Pledged To: CITY OF KINGSVILLE

Kleberg First National Bank - Kingsville, TX

As Of 9/30/2013

Receipt# Safekeeping Location	CUSIP	ASC 320 Maturity	Description Prerefund	Pool/Type Coupon	Moody S&P	Original Face Pledged Percent	Pledged			
							Original Face	Par	Book Value	Market Value
TIB: TIB	3128MBX93	AFS	MBS FHLMC Gold 15 Yr G13: 11/01/22	G13204 6.00		2,200,000.00 100.00%	2,200,000.00	335,138.19	337,103.05	364,877.64
TIB: TIB	36297FSV5	AFS	MBS GNMA I 15-Yr SF 08/15/24	710732 4.50		2,000,000.00 100.00%	2,000,000.00	759,967.34	792,034.80	811,994.70
TIB: TIB	3620A9WW7	AFS	MBS GNMA I 15-Yr SF 12/15/24	723461 4.50		2,200,000.00 100.00%	2,200,000.00	980,260.82	1,037,631.34	1,047,369.48
TIB: TIB	36202FCW4	AFS	MBS GNMA II 15-Yr SF 12/20/24	004585 4.50		1,550,000.00 100.00%	1,550,000.00	737,861.40	771,112.35	788,397.53
TIB: TIB	36202FD78	AFS	MBS GNMA II 15-Yr SF 4626 02/20/25	004626 4.50	N/A N/A	1,500,000.00 100.00%	1,500,000.00	681,311.30	719,413.37	727,974.31
TIB: TIB	36202FFH4	AFS	MBS GNMA II 15-Yr SF 04/20/25	004668 4.50		2,260,000.00 100.00%	2,260,000.00	1,003,394.17	1,059,670.41	1,072,116.64
TIB: TIB	3128MCP58	AFS	MBS FHLMC Gold 15 Yr 05/01/25	G13833 4.50	N/A N/A	2,325,000.00 100.00%	2,325,000.00	927,524.43	986,567.81	985,132.19
TIB: TIB	36202FF43	AFS	MBS GNMA II 15-Yr SF 05/20/25	004687 4.50		2,300,000.00 100.00%	2,300,000.00	1,095,686.49	1,166,101.46	1,170,730.06
TIB: TIB	3128MCZR9	AFS	MBS FHLMC Gold 15 Yr 05/01/26	G14152 4.50	N/A N/A	2,050,000.00 100.00%	2,050,000.00	1,259,876.54	1,341,528.56	1,344,513.87
TIB: TIB	3138EG3A0	AFS	MBS FNMA 15-Yr 09/01/26	AL0792 4.50		2,000,000.00 100.00%	2,000,000.00	1,262,615.70	1,347,472.79	1,347,539.23
TIB: TIB	31417YP50	AFS	MBS FNMA Conv 05/01/30	MA0443 5.00	N/A N/A	1,100,000.00 100.00%	1,100,000.00	505,484.27	542,885.96	548,063.21
TIB: TIB	36202D3G4	AFS	MBS GNMA II 30-Yr SF 01/20/34	003499 5.00		1,960,000.00 100.00%	1,960,000.00	269,873.14	267,851.15	295,909.76
TIB: TIB	31414UZ43	AFS	MBS FNMA 30-Yr Conv 02/01/38	976963 5.50		5,142,638.00 100.00%	5,142,638.00	1,718,760.59	1,875,842.82	1,882,959.31

Although the information in this report has been obtained from sources believed to be reliable, its accuracy cannot be guaranteed.

9/30/2013 7:48 AM - MWM / KLEB

Pledges By Pledgee And Maturity

IPA

Pledged To: CITY OF KINGSVILLE

Kleberg First National Bank - Kingsville, TX

As Of 9/30/2013

Page 11 of 17

Receipt# Safekeeping Location	CUSIP	ASC 320 Maturity	Description	Prerefund	Pool/Type Coupon	Moody S&P	Original Face Pledged Percent	Pledged			
								Original Face	Par	Book Value	Market Value
TIB: TIB	31417KLX3	AFS	MBS FNMA 30-Yr Conv 07/01/39		AC1241 5.00		2,750,000.00 100.00%	2,750,000.00	1,234,471.51	1,341,725.04	1,358,497.08
TIB: TIB	36241LE69	AFS	MBS GNMA I 11/15/39		782857 6.00		3,000,000.00 100.00%	3,000,000.00	1,572,839.55	1,826,381.61	1,733,284.91
TIB: TIB	31419ACU9	AFS	MBS FNMA 30-Yr Conv 05/01/40		AE0082 5.00		2,500,000.00 100.00%	2,500,000.00	1,289,837.58	1,415,617.18	1,415,984.21
16 Securities Pledged To: 20 - CITY OF KINGSVILLE								36,837,638.00	15,634,903.02	16,828,939.70	16,895,344.13

Although the information in this report has been obtained from sources believed to be reliable, its accuracy cannot be guaranteed.

9/30/2013 7:48 AM - MWM / KLEB