City Manager's Proposed Budget
FY 23-24

Public Viewing

TABLE OF CONTENTS – Proposed Budget

BUDGET DISCUSSION

City Information
City Organizational Chart 1
Supplemental Budget Requests
Supplemental Personnel Requests 3
Supplemental Expenditure Requests 5
Supplemental IT Requests 13
Supplemental Capital Outlay Requests 15
Fund Balance
Transfers In and Out 19
Personnel
Position Summary – By Fund/Department 45

CONSOLIDATED REVENUES & EXPENDITURES

Consolidated Revenues All Funds 51
Consolidated Expenditures All Funds 57

GENERAL GOVERNMENTAL FUNDS

Fund Listing 69
Fund Balance By Fund 71
Consolidated Revenues 73
Consolidated Expenditures 79

Fund 001 General Fund
Fund Summary 85
General Governmental Funds Revenues 87
Budget Worksheets
Department 100 City Commission 105
Department 101 City Manager 110
Department 103 City Special 114
Department 110 Human Resources 118
Department 140 Legal 124
Department 160 Planning & Development Services 128
Department 170 Solid Waste Management 138
Department 180 Finance 149
Department 210 Police 162
Department 220 Fire 188
Department 225 Volunteer Fire 194
Department 300 Public Works Administration - GF 197
Department 302 Service Center 201
Department 303 Garage 203
Department 305 Streets 208
Department 440 Health 214
Department 450 Parks & Recreation 221
Department 690 Transfers 249

TABLE OF CONTENTS – Proposed Budget

Fund 025 Building Security
Fund Summary 279
Budget Worksheet 280

Fund 026 Golf Course Capital Maintenance Fund
Fund Summary 283
Budget Worksheet 284

Fund 087 Solid Waste Capital Projects
Fund Summary 287
Budget Worksheet 288

Fund 090 Landfill Closure
Fund Summary 293
Budget Worksheet 294

Fund 091 General Fund Capital Projects
Fund Summary 297
Budget Worksheet 298

Fund 092 Street Fund
Fund Summary 301
Budget Worksheet 302

Fund 093 Park Maintenance Fund
Fund Summary 305
Budget Worksheet 306

Fund 097 Vehicle Replacement – Fire Fund
Fund Summary 309
Budget Worksheet 310

Fund 098 Economic Development Fund
Fund Summary 313
Budget Worksheet 314

Fund 105 Vehicle Replacement – Police Fund
Fund Summary 319
Budget Worksheet 320

Fund 115 Tax Notes Series 2021 Fund
Fund Summary 323
Budget Worksheet 324

TABLE OF CONTENTS – Proposed Budget

Fund 120 Property Tax Reserve Fund
Fund Summary 327
Budget Worksheet 328

Fund 121 GF ARP State & Local Fiscal Recovery Fund
Fund Summary 331
Budget Worksheet 332

Fund 123 Economic Development Program Fund
Fund Summary 337
Budget Worksheet 338

Fund 126 GF Tax Note Series 2022 Fund
Fund Summary 341
Budget Worksheet 342

Fund 139 Vehicle Replacement Public Works - GF
Fund Summary 347
Budget Worksheet 348

Fund 206 Chamberlain Park Project Fund
Fund Summary 351
Budget Worksheet 352

GENERAL FUND CAPITAL PROJECTS FUNDS
Fund Listing 355
Fund Balance By Fund 356
Consolidated Revenues 357
Consolidated Expenditures 358

Fund 033 CO Series 2016
Fund Summary 359
Budget Worksheet 360

GENERAL DEBT SERVICE
Fund Listing 363
Fund Balance By Fund 364
Consolidated Revenues 365
Consolidated Expenditures 366

Fund 011 GO Debt Service Fund
Fund Summary 367
Budget Worksheet 368

TABLE OF CONTENTS – Proposed Budget

TOURISM FUND

Fund Listing 371
Fund Balance By Fund 372
Consolidated Revenues 373
Consolidated Expenditures 375

Fund 002 Tourism
Fund Summary 379
Budget Worksheet 380

Fund 202 Tourism Façade Grant Program
Fund Summary 387
Budget Worksheet 389

Fund 203 JK Northway EDA Grant
Fund Summary 391
Budget Worksheet 392

Fund 205 Tourism ARP State & Local Fiscal Recovery Tax
Fund Summary 393
Budget Worksheet 394

ASSET SEIZURE FUNDS

Fund Listing 397
Fund Balance By Fund 398
Consolidated Revenues 399
Consolidated Expenditures 400

Fund 005 Police Seizure
Fund Summary 401
Budget Worksheet 402

Fund 028 Police Federal Seizure
Fund Summary 405
Budget Worksheet 406

Fund 031 Municipal Court Technology
Fund Summary 407
Budget Worksheet 408

GRANT FUNDS

General Grant Funds

Fund Listing-General Grant Funds 411
Fund Balance By Fund 413
Consolidated Revenues 414
Consolidated Expenditures 416

TABLE OF CONTENTS – Proposed Budget

Fund 017 Police Border Star
Fund Summary 419
Budget Worksheet 420

Fund 059 Homeland Security Grant 2022 Operation Lone Star
Fund Summary 423
Budget Worksheet 424

Fund 094 TX Parks & Wildlife Grant
Fund Summary 425
Budget Worksheet 426

Fund 100 Safe Routes to School Grant
Fund Summary 429
Budget Worksheet 430

Fund 101 TX CDBG Main Street #7219192
Fund Summary 433
Budget Worksheet 434

Fund 108 Patrick Leahy Bulletproof Vest Partnership Grant
Fund Summary 435
Budget Worksheet 436

Fund 124 Ed Rachal Foundation Grant
Fund Summary 437
Budget Worksheet 438

Utility Grant Funds

Fund Listing-Utility Grant Funds 439
Fund Balance By Fund 440
Consolidated Revenues 441
Consolidated Expenditures 443

Fund 113 Citywide Wastewater Collection System Improvement Grant
Fund Summary 445
Budget Worksheet 446

Fund 116 Drainage Master Plan-Location 7 Improvement Project #40135 Grant
Fund Summary 449
Budget Worksheet 450

Fund 117 Drainage Master Plan-Location 1 Improvement Project #40142 Grant

TABLE OF CONTENTS – Proposed Budget

Fund Summary 453
Budget Worksheet 454

Fund 118 Drainage Master Plan-Location 3 Improvement Project #40143 Grant
Fund Summary 457
Budget Worksheet 458

Fund 119 Drainage Master Plan-Location 4 Improvement Project #40144 Grant
Fund Summary 461
Budget Worksheet 462

Fund 122 General Land Office – Hurricane Harvey Mitigation Grant
Fund Summary 465
Budget Worksheet 466

Fund 128 Drainage Master Plan-Location 8 Improvement Project #40192 Grant
Fund Summary 469
Budget Worksheet 470

UTILITY FUNDS
Fund Listing 475
Fund Balance By Fund 477
Consolidated Revenues 478
Consolidated Expenditures 480

Fund 012 Utility Debt Service
Fund Summary 485
Budget Worksheet 486

Fund 051 Utility
Fund Summary 489
Utility Fund Revenues 490

Budget Worksheets
Department 600 Water 493
Department 610 Ground Maintenance 504
Department 620 Utility Billing 507
Department 690 Transfers/Bad Debt 513
Department 700 Wastewater 514
Department 800 Engineering – Utility Fund 531
Department 802 Facilities Maintenance –Utility Fund 537

Fund 054 Utility Capital Projects
Fund Summary 539
Budget Worksheet 540

TABLE OF CONTENTS – Proposed Budget

Fund 055 Storm Water Drainage Capital Projects
Fund Summary 545
Budget Worksheet 546

Fund 062 CO Series 2005
Fund Summary 549
Budget Worksheet 550

Fund 066 CO Series 2011
Fund Summary 551
Budget Worksheet 552

Fund 068 CO Series 2013
Fund Summary 555
Budget Worksheet 556

Fund 84 DEAAG Grant
Fund Summary 559
Budget Worksheet 560

Fund 106 Vehicle Fleet Management-UF Fund
Fund Summary 561
Budget Worksheet 562

Fund 125 UF ARP State & Local Fiscal Recovery Fund
Fund Summary 565
Budget Worksheet 566

Fund 127 UF Tax Note Series 2022 Fund
Fund Summary 569
Budget Worksheet 570

Fund 141 CO Series 2023-UF
Fund Summary 571
Budget Worksheet 572

HEALTH INSURANCE FUND

Fund 138 Insurance Fund
Fund Listing 573
Fund Balance By Fund 574
Consolidated Revenues 575
Consolidated Expenditures 576
Fund Summary 577
Budget Worksheet 578

CITY OF KINGSVILLE

FISCAL YEAR 2023-2024 ORGANIZATION CHART

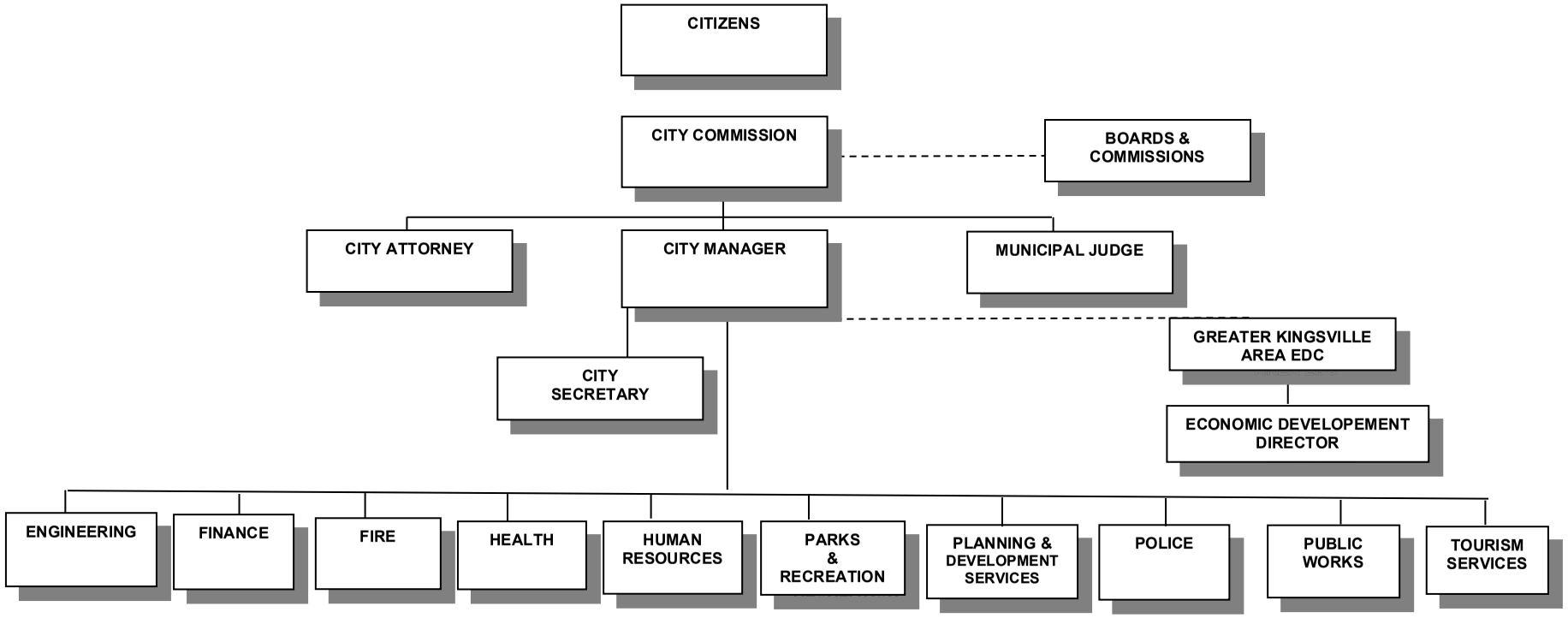

ENGINEERING
- Administration
- Capital Improvement
- Engineering Design
- GIS

FINANCE
- Administration
- Accounting
- Purchasing
- Technology Svcs
- Municipal Court
- Utility Billing
- Meter Readers

FIRE
- Administration
- Volunteer Fire
- Inspections

HEALTH
- Administration
- Animal Control
- Vector Control
- Animal Shelter
- Inspections

HUMAN RESOURCES
- Administration
- Benefits
- Risk Mgt

PARKS & RECREATION
- Administration
- Golf Course
  - Maintenance
  - Pro Shop
- Parks
  - Maintenance
  - Rec Programs

PLANNING & DEVELOPMENT SERVICES
- Administration
- Building Services
- Code Compliance
- Historical Preservation

POLICE
- Administration
- Patrol
- Communications
- Criminal Investigations
- Community Services
- Warrant Enforcement

PUBLIC WORKS
- Administration
- Solid Waste
  - Sanitation
  - Landfill
  - Recycling Center
- Street
  - Ground Maint.
- Garage
  - Service Center
- Water
  - Water Constr.
  - Water Prod.
- Waste Water
  - North Plant
  - South Plant
  - Construction

TOURISM SERVICES
- Administration
- Main Street

CITY OF Kingsville TEXAS

SUPPLEMENTAL REQUESTS-PERSONNEL

CITY OF KINGSVILLE
FY 22-23 PERSONNEL REQUESTS

Description	Type	Amount	CM Approved
Fund 001 - General Fund			
1100-Human Resources			
Overtime Increase	Increase	$913	$913
1603-Code Compliance			
Code Compliance Inspector	New	$62,298	$62,298
1702-Sanitation			
Solid Waste Supervisor Salary Increase	Increase	$0	$0
1805-Facilities			
Maintenance Position Part-Time to Full-Time	Increase	$0	$0
2103-Police-Communications			
Certification Pay for Communications Training Officers	New	$0	$0
2104-Police-Criminal Investigations			
Crime Scene Specialist PT to FT	Increase	$0	$0
2200-Fire			
Firefighter Position	New	$0	$82,204
Captain	New	$0	$101,206
Paramedic Certification Pay	New	$35,700	$0
Promote Customer Service Rep II to Administrative Assistant I	Increase	$0	$0
3000-Public Works			
Public Works Director Salary Increase	Increase	$0	$0
3030-Garage			
Garage Supervisor Salary Increase	Increase	$0	$0
3050-Streets			
Streets Supervisor Salary Increase	Increase	$0	$0
4400-Health			
Kennel Attendant-PT to FT	Increase	$0	$37,592
PT Kennel Attendant	New	$0	$17,209

CITY OF KINGSVILLE
FY 23-24 PERSONNEL REQUESTS

Description	Type	Amount	CM Approved
Fund 051-Utility Fund			
6001-Water Construction			
Water Construction Supervisor Salary Increase	Increase	$0	$0
6002-Water Production			
Water Production Supervisor Salary Increase	Increase	$0	$0
6201-Collections			
Meter Reader Technician	New	$0	$0
7001-Wastewater North Plant			
Overtime Increase	Increase	$6,000	$0
Wastewater Supervisor Salary Increase	Increase	$0	$0
7003-Wastewater Sewer Collection			
Overtime Increase	Increase	$24,429	
8000-Engineering			
Full-Time Grant Writer/Administrator	New	$45,000	$0
Upgrade Engineering Tech from PT to FT	Increase	$0	$0
Full-Time Construction Field Inspector	New	$55,000	$0
Capital Improvements Manager Salary Increase	Increase	$0	$0
Total Utility Fund 051		$130,429	$0

Most of these requests were included in the comp plan.

Totals		
General Fund	$98,911	$301,422
Utility Fund	$130,429	$0
	$229,340	**$301,422**

SUPPLEMENTAL REQUESTS
EXPENDITURES

CITY OF KINGSVILLE
FY 23-24 EXPENDITURE REQUESTS

Description	Type	Amount	CM Approved
Fund 001 - General Fund			
1000-City Commission			
Printing & Publishing Increase 001-5-1000-31500 Printing & Publishing	Permanent	$2,000	$2,000
Training & Travel Increase - Mayor Fugate 001-5-1000-31625 Special Events	One-Time	$2,000	$2,000
Training & Travel Increase - Commissioner Lopez 001-5-1000-31625 Special Events	One-Time	$2,000	$2,000
Training & Travel Increase - Commissioner Hinojosa 001-5-1000-31625 Special Events	One-Time	$2,000	$2,000
Training & Travel Increase - Commissioner Alvarez 001-5-1000-31625 Special Events	One-Time	$2,000	$2,000
Training & Travel Increase - Commissioner Torres 001-5-1000-31625 Special Events	One-Time	$2,000	$2,000
1010-City Manager			
Membership & Dues Increase 001-5-1010-31700 Membership & Dues	Permanent	$570	$570
1030-City Special			
General Election for Mayor & (4) Commissioners 001-5-1030-32600 Elections	One-Time	$30,000	$40,000
Funeral Floral Arrangements/Mayor Keys to the City Shadow Boxes 001-5-1030-34300 Other Services	Permanent	$5,000	$5,000
1100-Human Resources			
Motor Gas & Oil 001-5-1100-21500 Motor Gas & Oil	Permanent	$3,500	$0
Annual Employee Banquet Increase 001-5-1100-31900 Catering	Permanent	$2,970	$2,900
Medical Treatment Increase 001-5-1100-32500 Medical Treatment	Permanent	$6,000	$0
Vehicle Maintenance 001-5-1100-41100 Vehicle Maintenance	Permanent	$500	$0
1400-Legal			
Professional Services Increase 001-5-1400-31400 Professional Services	One-Time	$10,500	$10,500
Printing & Publishing Increase 001-5-1400-31500 Printing & Publishing	One-Time	$300	$300
Subscriptions Increase 001-5-1400-33100 Subscriptions	One-Time	$552	$552

CITY OF KINGSVILLE
FY 23-24 EXPENDITURE REQUESTS

Description	Type	Amount	CM Approved
Fund 001 - General Fund			
1601-Planning & Development Services			
Installation of Pipe Bollards in Front of Planters Downtown 001-5-1601-59100 Grounds & Perm Fixtures	One-Time	$8,496	$0
1805-Facilities			
Replace Automatic Gate Opener at Police Dept 001-5-1805-41400 Equipment Maintenance	One-Time	$7,655	$0
City Hall Tree Trimming 001-5-1805-59100 Grounds & Perm Fixtures	One-Time	$3,500	$0
2101-Police Administration			
Professional Services Increase 001-5-2101-31400 Professional Services	One-Time	$5,000	$0
Medical Treatment Increase 001-5-2101-32500 Medical Treatment	One-Time	$2,000	$0
2102-Police-Patrol Division			
New First Aid Kits 001-5-2102-21100 Supplies	One-Time	$3,650	$0
Training & Travel Increase 001-5-2102-31600 Training & Travel	Permanent	$10,000	$0
Academy Training Increase 001-5-2102-31613 Training & Travel Academy	One-Time	$32,499	$0
Field Training Officer Software 001-5-2102-33100 Subscriptions	Permanent	$3,000	$3,000
2103-Police-Communications			
Laserfiche Scan System 001-5-2103-22600 Computers & Assoc. Equipment	One-Time	$38,305	$0
Communications Increase 001-5-2103-31100 Communications	Permanent	$25,000	$0
Laserfiche Annual Maintenance 001-5-2103-22600 Computers & Associated Equip	Permanent	$7,972	$7,972
2104-Police-Criminal Investigations			
Rain Coats, Uniforms, and Vests 001-5-2104-21200 Uniforms & Personal Wear	One-Time	$1,200	$1,200
Annual Property Tax for Copy Machines *These charges are already part of the budget* 001-5-2104-64100 Operating Lease	Permanent	$750	$0

CITY OF KINGSVILLE
FY 23-24 EXPENDITURE REQUESTS

Description	Type	Amount	CM Approved
Fund 001 - General Fund			
2200-Fire			
Personal Protective Equip. for (2) New Firefighters 001-5-2200-21200 Uniforms & PPE	One-Time	$10,300	$10,300
5" Supply Hose 001-5-2200-21700 Minor Eq/Furniture	One-Time	$5,500	$0
Gas Sniffer 001-5-2200-21700 Minor Eq/Furniture	One-Time	$1,213	$0
5 Gas Monitor 001-5-2200-21700 Minor Eq/Furniture	One-Time	$4,962	$0
High Pressure Lifting Air Bags 001-5-2200-21700 Minor Eq/Furniture	One-Time	$5,000	$5,000
Rescue Airbags 001-5-2200-21700 Minor Eq/Furniture	One-Time	$4,720	$4,720
Bender Lift 001-5-2200-21700 Minor Eq/Furniture	One-Time	$1,498	$0
Mannequin 001-5-2200-21700 Minor Eq/Furniture	One-Time	$4,720	$0
Equipment Storage Box 001-5-2200-21700 Minor Eq/Furniture	One-Time	$2,603	$0
Medical Supplies Increase 001-5-2200-22400 Medical Supplies	Permanent	$5,000	$0
Medicare Ground Ambulance Data Collection Survey 001-5-2200-31400 Professional Services	One-Time	$35,000	$35,000
Preventative Maintenance Service Contract 001-5-2200-31400 Professional Services	Permanent	$20,000	$0
Vehicle Maintenance Increase 001-5-2200-41100 Vehicle Maintenance	One-Time	$18,700	$0
2250-Volunteer Fire			
Uniforms & Personal Wear Increase 001-5-2250-21200 Uniforms & Personal Wear	One-Time	$10,858	$0
3030-Garage			
Vehicle Lift Inspection 001-5-3030-41400 Equipment Maint.	Permanent	$505	$505
3050-Streets			
CDL Training for (3) Employees 001-5-3050-32600 Training & Travel	One-Time	$4,872	$0
4501-Parks - Administration			
Datafy Event Attendance 001-5-4501-31400 Professional Services	Permanent	$3,500	$0
Training & Travel Increase 001-5-4501-31600 Training & Travel	Permanent	$3,500	$0

CITY OF KINGSVILLE
FY 23-24 EXPENDITURE REQUESTS

Description	Type	Amount	CM Approved
Fund 001 - General Fund			
4502-Golf Course - Maintenance			
New Golf Cart Lease (48 Month) *12 months $4,425.50 x 12* 001-5-4502-64100 Operating Lease	Permanent	$212,424	$53,106
4503-Parks - Maintenance			
Flags for Dick Kleberg Park 001-5-4503-21100 Supplies	Permanent	$4,510	$0
Supplies Increase 001-5-4503-21100 Supplies	Permanent	$6,360	$0
Weed Control Chemicals Increase 001-5-4503-21402 Weed Control Chemicals	Permanent	$1,100	$0
Pesticide Chemicals Increase 001-5-4503-21403 Pesticide Chemicals	Permanent	$2,000	$0
Fertilizer Increase 001-5-4503-21404 Fertilizer	Permanent	$2,500	$0
Tables & Chairs 001-5-4503-21700 Minor Eq/Furniture	One-Time	$5,500	$0
Professional Services Increase 001-5-4503-31400 Professional Services	Permanent	$3,780	$0
Equipment Rental Increase 001-5-4503-31800 Equipment Rental	Permanent	$2,580	$0
Rec Hall Lighting Upgrade 001-5-4503-51100 Building Maintenance	One-Time	$5,500	$0
Adult Softball Complex Renovations 001-5-4503-59100 Grounds & Perm Fixtures	One-Time	$145,000	$0
BallField Upgrades 001-5-4503-59100 Grounds & Perm Fixtures	One-Time	$20,000	$0
Bandstand Increase 001-5-4503-59105 Bandstand Relocation	Permanent	$500	$0
Brookshire Park - 1 Increase 001-5-4503-59110 Brookshire Park - 1	Permanent	$600	$0
Brookshire Pool Increase 001-5-4503-59111 Brookshire Pool	Permanent	$3,560	$0
Corral Park Increase 001-5-4503-59112 Corral Park	Permanent	$500	$0
Dick Kleberg Park Increase 001-5-4503-59113 Dick Kleberg Park	Permanent	$3,952	$0
Flato Park Increase 001-5-4503-59114 Flato Park	Permanent	$125	$0

CITY OF KINGSVILLE
FY 23-24 EXPENDITURE REQUESTS

Description	Type	Amount	CM Approved
Fund 001 - General Fund			
Flores Park Increase 001-5-4503-59115 Flores Park	Permanent	$4,520	$0
Thompson Park Increase 001-5-4503-59116 Thompson Park	Permanent	$1,520	$0
4513-Parks Recreation			
Uniforms for Staff 001-5-4513-21200 Uniforms & Personal Wear	Permanent	$500	$0
Pool Chemicals Increase 001-5-4513-21401 Pool Chemicals	Permanent	$10,000	$0
AED for Brookshire Pool & Rec Programs 001-5-4513-22400 Safety/First Aid	One-Time	$4,800	$0
Adult Softball League Increase 001-5-4513-31498 Adult Softball League	One-Time	$5,000	$0
Credit Card Fees Increase 001-5-4513-34200 CC Discount Fees	Permanent	$1,200	$0
Scoreboards Increase 001-5-4513-59121 Scoreboards	Permanent	$10,000	$0
Total General Fund 001		**$821,402**	**$192,625**
Fund 051 - Utility Fund			
6001-Water Construction			
TCEQ Testing for (3) Employees 051-5-6001-31600 Training & Travel	Permanent	$330	$0
Certifications for (3) Employees 051-5-6001-31600 Training & Travel	Permanent	$800	$0
6002-Water Productions			
UCMR5 Samples-Monitoring 051-5-6002-31400 Professional Services	Permanent	$15,000	$0
VTScada Annual Support Subscription 051-5-6002-33101 Subscriptions	Permanent	$1,500	$0
Tool Box/2-Way Radio/Emergency Lights 051-5-6002-41100 Vehicle Maintenance	One-Time	$1,500	$0
Water Well Rehabs for Wells 14, 22, and 24 051-5-6002-54300 Utility Plant	One-Time	$250,000	$0
Remodel Restrooms & Floors in Office Bldg. 051-5-7001-51100 Building Maintenance	Replacement	$20,000	$0
7001-Wastewater North Plant			
Hydrex 6909 0051-5-7001-21400 Chemicals	Permanent	$42,100	$0
CDL Class & Training 0051-5-7001-31600 Training & Travel	Permanent	$3,250	$0

CITY OF KINGSVILLE
FY 23-24 EXPENDITURE REQUESTS

Description	Type	Amount	CM Approved
Fund 051 - Utility Fund			
7003-Wastewater Sewer Collection			
Chemicals Increase 051-5-7003-21400 Chemicals	Permanent	$3,030	$0
Oil & Gas Increase 051-5-7003-21500 Motor Gas & Oil	Permanent	$788	$0
(2) Stormwater Jet Nozzles 051-5-7003-21700 Minor Eq/Furniture	One-Time	$9,045	$0
Additional Cell Phone 051-5-7003-31100 Communications	Permanent	$788	$0
CDL Class & Training 051-5-7003-31600 Training & Travel	Permanent	$2,350	$0
Remodel Office Flooring & Bathrooms 051-5-7003-51100 Building Maintenance	Permanent	$10,000	$0
8000-Engineering			
Motor Gas & Oil Increase 051-5-8000-21500 Motor Gas & Oil	Permanent	$500	$0
Filing Cabinets 051-5-8000-21700 Minor Eq/Furniture	One-Time	$1,300	$0
Professional Services Increase 051-5-8000-31400 Professional Services	One-Time	$40,000	$0
Printing & Publishing Increase 051-5-8000-31500 Printing & Publishing	Permanent	$600	$0
Training & Travel Increase 051-5-8000-31660 Training & Travel	Permanent	$4,000	$0
Membership & Dues Increase 051-5-8000-31700 Membership & Dues	Permanent	$500	$0
New Tires 051-5-8000-41100 Vehicle Maintenance	One-Time	$1,300	$0
Total Utility Fund 051		**$408,681**	**$0**
Fund 092 - Street Maintenance			
3050-Street			
Street Striping After Seal Coats 001-5-3050-31400 Professional Services	One-Time	$25,000	$25,000
Total Street Maintenance Fund 092		**$25,000**	**$25,000**

CITY OF KINGSVILLE
FY 23-24 EXPENDITURE REQUESTS

Description	Type	Amount	CM Approved
Fund 093 - Park Maintenance			
4503-Park Maintenance			
Brookshire Pool Sand Replacement 093-5-4503-41400 Equipment Maintenance	One-Time	$10,000	$0
Total Park Maintenance Fund 093		**$10,000**	**$0**

Totals		
General Fund	$821,402	$192,625
Utility Fund	$408,681	$0
Street Maint Fund	$25,000	$25,000
Parks Maint Fund	$10,000	$0
	$1,265,083	**$217,625**

c

CITY OF Kingsville TEXAS

SUPPLEMENTAL REQUESTS
INFORMATION TECHNOLOGY

CITY OF KINGSVILLE
FY 23-24 INFORMATION TECHNOLOGY REQUESTS

Description	Type	Amount	CM Approved
General Fund - Fund 001			
1801-Technology Services			
Security Camera/Monitor for Park's Rec Hall 001-5-1801-22600 Computers & Assoc. Equipment	One-time	$200	$200
All Data Repair Mobile Device - Garage 001-5-1801-22600 Computers & Assoc. Equipment	Recurring	$3,108	$0
Network Firewalls 001-5-1801-22600 Computers & Assoc. Equipment	One-Time	$105,000	$0
Increase Computer Refresh Budget 001-5-1801-22600 Computers & Assoc. Equipment	Recurring	$7,500	$0
(2) Computers for Parks Admin. 001-5-1801-22600 Computers & Assoc. Equipment	One-Time	$0	$0
Autel - Annual Support/Updates - Garage 001-5-1801-31410 Professional Services Software Maint	Recurring	$1,295	$0
Diesel Laptop Annual Support for Garage 001-5-1801-31410 Professional Services Software Maint	Recurring	$1,995	$0
Increase Software Maintenance 001-5-1801-31410 Professional Services Software Maint	Recurring	$10,000	$0
Nimble Storage Array Maintenance 001-5-1801-31410 Professional Services Software Maint	One-Time	$15,000	$0
Total General Fund 001		**$144,098**	**$200**
Utility Fund - Fund 051			
8000-Engineering			
I-Pad 9 for Engineering 051-5-8000-22600 Computers & Assoc. Equipment	One-Time	$594	$594
Microsoft Project/Training for Engineering 051-5-3000-31410 Prof Svcs Software Maint $840 051-5-8000-31660 Training & Travel $5,264	One-Time/ Recurring	$6,104	$0
Cell Phones 051-5-8000-31100 Communications	Recurring	$960	$0
Total Utility Fund 051		**$7,658**	**$594**

Totals		
General Fund	$144,098	$200
Utility Fund	$7,658	$594
	$151,756	**$794**

CITY OF Kingsville TEXAS

SUPPLEMENTAL REQUESTS
CAPITAL OUTLAY

CITY OF KINGSVILLE
FY 23-24 CAPITAL OUTLAY REQUESTS

Description	Type	Amount	CM Approved
Fund 001 - General Fund			
1100-Human Resources			
Vehicle for Human Resources 001-5-1100-71100 Vehicle	Addition	$26,000	$0
1703-Landfill			
Truck 4x4 001-5-1703-71100 Vehicle	Replacement	$35,000	$0
Control for Cab Mounted Water Nozzle 001-5-1703-71200 Machinery/Equip	Addition	$8,034	$0
Fence Replacement 001-5-1703-71300 Building	Replacement	$9,902	$0
Wind Litter Screens 001-5-1703-71300 Building	Addition	$22,393	$0
1805 - Facilities Maintenance			
HVAC Unit for Municipal Building 001-5-1805-71300 Building	Replacement	$36,606	$0
(3) HVAC Units for Police Department 001-5-1805-71300 Building	Replacement	$78,100	$0
2102 - Police Patrol			
(5) Chevy Tahoes 001-5-2102-71100 Vehicles	Replacement	$359,185	$0
2103-Police Communications			
Upgrade Radio System from Phase 1 to Phase 2 001-5-2103-71200 Machinery/Equipment	Addition	$196,011	$0
Symphony Console for Second Police Dispatcher 001-5-2103-71200 Machinery/Equipment	Addition	$45,765	$0
2104-Police-Criminal Investigations			
(3) Chevy Equinox / (1) GMC Pickup 001-5-2104-71100 Vehicle	Replacement	$80,265	$0
2200-Fire			
Reserve Medic Unit 001-5-2200-71100 Vehicle	Replacement	$350,000	$0
Reserve Medic Unit 001-5-2200-71100 Vehicle	Replacement	$400,000	$0
Rescue Tools 001-5-2200-71200 Machinery/Equip	Replacement	$33,100	$0
Budget Increase Request 106-5-2200-71100 Vehicle	Addition	$25,000	$0

CITY OF KINGSVILLE
FY 23-24 CAPITAL OUTLAY REQUESTS

Description	Type	Amount	CM Approved
Fund 001 - General Fund			
3050-Streets			
Truck 3/4 Ton 001-5-3050-71100 Vehicle	Replacement	$30,000	$0
Truck 3/4 Ton 001-5-3050-71100 Vehicle	Replacement	$30,000	$0
International Dump Truck 001-5-3050-71100 Vehicle	Replacement	$125,000	$0
International Dump Truck 001-5-3050-71100 Vehicle	Replacement	$125,000	$0
International Flatbed Truck 001-5-3050-71100 Vehicle	Replacement	$125,000	$0
International Dump Truck 001-5-3050-71100 Vehicle	Replacement	$125,000	$0
John Deere 310P Backhoe 001-5-3050-71200 Machinery/Equip.	Replacement	$129,769	$0
4503-Parks Maintenance			
Fencing for Ballfields 001-5-4503-71300 Building	Addition	$15,000	$0
Splash Pad Shelter 001-5-4503-71300 Building	Addition	$10,000	$0
Concrete Pads for Bleachers 001-5-4503-71300 Building	Addition	$23,300	$0
Fencing for Ball Fields 001-5-4503-71300 Building	Addition	$15,000	$0
Concession/Pressbox Shed 001-5-4503-71300 Building	Addition	$12,000	$0
Shade Structures Fields 1 & 2 001-5-4503-71300 Building	Addition	$40,000	$0
Total General Fund 001		**$2,510,430**	**$0**
Fund 051 - Utility Fund			
6001-Water Construction			
John Deere 310P Backhoe 051-5-6001-71200 Machinery/Equip.	Replacement	$129,769	$0
Dry Pump 6 in. 051-5-6001-71200 Machinery/Equip.	Addition	$59,882	$0
Hydro Aqua Stop Valve Insertion Machine 051-5-6001-71200 Machinery/Equip.	Addition	$85,257	$0
6002-Water Production			
(4) Mixing/Disinfection Systems 051-5-6002-71200 Machinery/Equip.	Addition	$290,000	$0
6201-Collections			
Ford F150 Truck 051-5-6201-71100 Vehicle	Replacement	$0	

CITY OF KINGSVILLE
FY 23-24 CAPITAL OUTLAY REQUESTS

Description	Type	Amount	CM Approved
Fund 051 - Utility Fund			
7003-Wastewater Sewer Collection			
(4) Submersible Pumps 051-5-7003-54300 Utility Plant	Necessary	$40,000	$0
Electrical Panels for Lift Stations 051-5-7003-54300 Utility Plant	Replacement	$140,000	$0
500 Linear Feet of 18 in. Pipe Replacement 051-5-7003-55104 Sewer Lines	Replacement	$450,000	$0
1500 Linear Feet of 8" Sewer Main Replacement 051-5-7003-55104 Sewer Lines	Replacement	$562,150	$0
8000-Engineering			
Ford F150 Truck 051-5-8000-71100 Vehicle	Addition	$0	$0
Trimble TDC650 051-5-8000-71200 Machinery/Equipment	Addition	$6,000	$0
Total Utility Fund 051		**$1,763,058**	**$0**

Fund 068 - CO Series 2013 Drainage

3050-Streets			
Engineering Services for Subgrade Material Testing 068-5-3050-31400 Professional Services	Addition	$30,000	$0
Drainage Projects To Be Determined 068-5-3050-53100 Drainage Projects	Addition	$0	$0
Total CO Series 2013 Drainage Fund 068		**$30,000**	**$0**

Fund 087 - Solid Waste Capital Projects

3050-Streets			
Street & Bridge-Alley Increase 087-5-3050-52105 Street & Bridge - Alley	Addition	$50,000	$0
Total Solid Waste Capital Projects Fund 087		**$50,000**	**$0**

.

CITY OF KINGSVILLE
FY 23-24 CAPITAL OUTLAY REQUESTS

Description	Type	Amount	CM Approved
Fund 093 - Park Maintenance Fund			
4503-Park Maintenance			
Ford F150 Truck 093-5-4503-71100 Vehicles	Addition	$48,965	$0
(2) Ford F150 Trucks 093-5-4503-71100 Vehicles	Addition	$93,260	$0
John Deere Utility Tractor 093-5-4503-71200 Machinery/Equipment	Addition	$66,045	$0
(2) John Deere Mowers 0093-5-4503-71200 Machinery/Equipment	Addition	$43,436	$0
John Deere Skid Steer 093-5-4503-71200 Machinery/Equipment	Addition	$64,838	$0
Soccer Field Fencing 093-5-4503-71300 Building	Addition	$50,000	$0
Shade Structures for Fields 1 & 2 093-5-4503-71300 Building	Addition	$40,000	$0
Cover for Basketball Court at Thompson Park 093-5-4503-71300 Building	Addition	$111,000	$0
Total Park Maintenance Fund 093		**$517,544**	**$0**

Totals		
General Fund	$2,510,430	$0
Utility Fund	$1,763,058	$0
CO Series 2013	$30,000	$0
SW Cap Projects	$50,000	$0
Park Maintenance	$517,544	$0
	$4,871,032	**$0**

TRANSFERS

FY 23-24 ADOPTED BUDGET
TRANSFERS IN AND OUT

Transfers In			Transfers Out		
Fund	**Transfer From**	**Amount**	**Fund**	**Transfer To**	**Amount**
001 - General Fund	Fund 002	35,000.00	002 - Tourism Fund	Fund 001	35,000.00
	Fund 051	1,485,000.00	051 - Utility Fund	Fund 001	1,485,000.00
	Fund 092	150,000.00	092 - Street Fund	Fund 001	150,000.00
	Fund 115	365.14	115 - Tax Notes 2021	Fund 001	365.14
002 - Tourism	Fund 001	12,062.00	001 - General Fund	Fund 002	12,062.00
	Fund 202	59,114.81	202 - Façade Grant	Fund 002	59,114.81
011 - GO Debt Service	Fund 087	202,700.00	087 - SW Capital Projects	Fund 011	202,700.00
012 - UF Debt Service	Fund 051	2,125,563.00	051 - Utilty Fund	Fund 012	2,125,563.00
	Fund 055	125,000.00	055 - Storm Water Drainage	Fund 012	125,000.00
026 - Golf Course Maint	Fund 001	10,676.00	001- General Fund	Fund 026	10,676.00
051 - Utility Fund	Fund 001	89,964.00	001- General Fund	Fund 051	89,964.00
054 - UF Capital Projects	Fund 051	62,000.00	051 - Utility Fund	Fund 054	62,000.00
090 - Landfill Closure	Fund 087	95,402.17	087 - SW Capital Projects	Fund 090	95,402.17
093 - Park Maintenance	Fund 001	25,000.00	001- General Fund	Fund 093	25,000.00
097 -Vehicle Replacement Fire Fund	Fund 001	45,000.00	001 - General Fund	Fund 097	45,000.00
098 -Economic Develop	Fund 001	251,000.00	001 - General Fund	Fund 098	251,000.00
105 - Vehicle Replace-PD	Fund 001	10,000.00	001 - General Fund	Fund 105	10,000.00
106 - Vehicle Fleet Management UF	Fund 051	100,000.00	051 - Utility Fund	Fund 106	100,000.00
130 - TX Severe Weather - Backup Generator	Fund 054	106,106.00	054 - UF Capital Projects Fund	Fund 130	106,106.00
139 - Vehicle Replacement PW-GF Fund	Fund 001	10,000.00	001 - General Fund	Fund 139	10,000.00
206 - Chamberlain Park	Fund 001	34,856.12	001 - General Fund	Fund 206	34856.12
	Fund 033	22,911.47	033 - CO Series 2016	Fund 033	22,911.47
Total Transfers In		5,057,720.71	Total Transfers Out		5,057,720.71

CITY OF Kingsville TEXAS

City of Kingsville, TX

Budget Worksheet FY 23-24

Account Summary

For Fiscal: 10/2022-09/2023 Period Ending: 09/30/2023

		2021 Total Activity	2022 Total Activity	2023 Original Budget	2023 Total Budget (Amended)	2023 YTD Activity	2023 Expected Annual	2024 City Manager Proposed
Fund: 001 - GENERAL FUND								
RevCategory: 750 - Transfers								
001-4-0000-75002	Transfer From Fund 002	58,005.00	35,000.00	35,000.00	35,000.00	26,250.00	35,000.00	35,000.00
001-4-0000-75006	Transfer from Fund 026	5,416.16	0.00	0.00	0.00	0.00		
001-4-0000-75010	Transfer From Fund 051	1,350,000.00	1,350,000.00	1,485,000.00	1,485,000.00	1,113,750.00	1,485,000.00	1,485,000.00
001-4-0000-75087	Transfer From Fund 087	68,309.00	87,707.00	0.00	0.00	0.00		
001-4-0000-75091	Transfer From Fund 091	64.58	0.00	2,494.02	2,494.02	1,572.14	1,572.14	
001-4-0000-75092	Transfer From Fund 092	150,000.00	150,000.00	150,000.00	150,000.00	112,500.00	150,000.00	150,000.00
001-4-0000-75095	Transfer From Fund 095	0.00	5,000.00	0.00	0.00	0.00		
001-4-0000-75097	Transfer from Fund 097	12,348.04	0.00	0.00	0.00	0.00		
001-4-0000-75107	Transfer from Fund 107	0.00	0.00	1,869.73	1,869.73	1,402.29	1,869.73	
001-4-0000-75111	Transfer from Fund 013	56.76	0.00	0.00	0.00	0.00		
001-4-0000-75112	Transfer from Fund 030	58.26	0.00	0.00	0.00	0.00		
001-4-0000-75114	Transfer from Fund 114	0.00	0.00	0.00	0.00	13,325.00	13,325.00	
001-4-0000-75115	Transfer from Fund 115	0.00	0.00	24,985.00	24,985.00	0.00	24,985.00	385.14
001-4-0000-75126	Transfer From Fund 126	0.00	0.00	119,453.45	119,453.45	89,590.08	119,453.45	
	RevCategory: 750 - Transfers Total:	**1,644,257.80**	**1,627,707.00**	**1,818,802.20**	**1,818,802.20**	**1,358,389.51**	**1,831,205.32**	**1,670,385.14**
	Fund: 001 - GENERAL FUND Total:	**1,644,257.80**	**1,627,707.00**	**1,818,802.20**	**1,818,802.20**	**1,358,389.51**	**1,831,205.32**	**1,670,385.14**
Fund: 002 - TOURISM FUND								
RevCategory: 750 - Transfers								
002-4-0000-75001	Transfer From Fund 001	850.00	0.00	12,054.00	12,054.00	9,040.50	12,054.00	12,062.00
002-4-0000-75202	Transfer from Fumd 202	0.00	0.00	0.00	0.00	0.00		59,114.81
	RevCategory: 750 - Transfers Total:	**850.00**	**0.00**	**12,054.00**	**12,054.00**	**9,040.50**	**12,054.00**	**71,176.81**
	Fund: 002 - TOURISM FUND Total:	**850.00**	**0.00**	**12,054.00**	**12,054.00**	**9,040.50**	**12,054.00**	**71,176.81**

		2021 Total Activity	2022 Total Activity	2023 Original Budget	2023 Total Budget (Amended)	2023 YTD Activity	2023 Expected Annual	2024 City Manager Proposed
Fund: 011 - G.O. DEBT SERVICE FUND								
RevCategory: 750 - Transfers								
011-4-0000-75050	Transfer From Fund 087	48,029.00	38,529.04	201,571.00	201,571.00	151,178.25	201,571.00	202,700.00
	RevCategory: 750 - Transfers Total:	**48,029.00**	**38,529.04**	**201,571.00**	**201,571.00**	**151,178.25**	**201,571.00**	**202,700.00**
	Fund: 011 - G.O. DEBT SERVICE FUND Total:	**48,029.00**	**38,529.04**	**201,571.00**	**201,571.00**	**151,178.25**	**201,571.00**	**202,700.00**
Fund: 012 - UF DEBT SERVICE FUND								
RevCategory: 750 - Transfers								
012-4-0000-75010	Transfer From Fund 051	1,395,446.00	1,618,993.00	1,753,552.24	1,800,064.74	1,315,164.18	1,800,064.74	2,125,563.00
012-4-0000-75055	Transfer From Fund 055	292,800.00	111,000.00	125,000.00	125,000.00	93,750.00	125,000.00	125,000.00
012-4-0000-75127	Transfer From Fund 127	0.00	0.00	93,523.76	93,523.76	70,142.82	93,523.76	
	RevCategory: 750 - Transfers Total:	**1,688,246.00**	**1,729,993.00**	**1,972,076.00**	**2,018,588.50**	**1,479,057.00**	**2,018,588.50**	**2,250,563.00**
	Fund: 012 - UF DEBT SERVICE FUND Total:	**1,688,246.00**	**1,729,993.00**	**1,972,076.00**	**2,018,588.50**	**1,479,057.00**	**2,018,588.50**	**2,250,563.00**
Fund: 019 - PD GRANT - JAG								
RevCategory: 750 - Transfers								
019-4-0000-75001	Transfer From Fund 001	0.00	0.00	0.00	426.12	319.59	426.12	
	RevCategory: 750 - Transfers Total:	**0.00**	**0.00**	**0.00**	**426.12**	**319.59**	**426.12**	**0.00**
	Fund: 019 - PD GRANT - JAG Total:	**0.00**	**0.00**	**0.00**	**426.12**	**319.59**	**426.12**	**0.00**
Fund: 026 - GOLF COURSE CAPITAL MAINTENANCE FUND								
RevCategory: 750 - Transfers								
026-4-0000-75001	Transfer From Fund 001	9,839.00	11,092.52	10,350.00	10,350.00	7,762.50	10,350.00	10,676.00
	RevCategory: 750 - Transfers Total:	**9,839.00**	**11,092.52**	**10,350.00**	**10,350.00**	**7,762.50**	**10,350.00**	**10,676.00**
	Fund: 026 - GOLF COURSE CAPITAL MAINTENANCE FUND Total:	**9,839.00**	**11,092.52**	**10,350.00**	**10,350.00**	**7,762.50**	**10,350.00**	**10,676.00**
Fund: 051 - UTILITY FUND								
RevCategory: 750 - Transfers								
051-4-0000-75001	Transfer From Fund 001	331,308.00	208,403.00	92,705.00	92,705.00	69,528.75	92,705.00	89,964.00
051-4-0000-75054	Transfer From Fund 054	746,336.20	0.00	0.00	0.00	0.00		
051-4-0000-75062	Transfer from Fund 062	1,137.58	0.00	0.00	0.00	0.00		
051-4-0000-75084	Transfer from Fund 084	0.00	400,000.00	0.00	0.00	0.00		
051-4-0000-75086	Transfer From Fund 086	0.00	645.33	0.00	0.00	0.00		
	RevCategory: 750 - Transfers Total:	**1,078,781.78**	**609,048.33**	**92,705.00**	**92,705.00**	**69,528.75**	**92,705.00**	**89,964.00**
	Fund: 051 - UTILITY FUND Total:	**1,078,781.78**	**609,048.33**	**92,705.00**	**92,705.00**	**69,528.75**	**92,705.00**	**89,964.00**
Fund: 054 - UF CAPITAL PROJECTS								
RevCategory: 750 - Transfers								
054-4-0000-75010	Transfer From Fund 051	210,136.31	489,066.80	0.00	0.00	0.00		62,000.00

		2021 Total Activity	2022 Total Activity	2023 Original Budget	2023 Total Budget (Amended)	2023 YTD Activity	2023 Expected Annual	2024 City Manager Proposed
054-4-0000-75086	Transfer from Fund 086	0.00	3,825.00	0.00	0.00	0.00		
	RevCategory: 750 - Transfers Total:	**210,136.31**	**492,891.80**	**0.00**	**0.00**	**0.00**	**0.00**	**62,000.00**
	Fund: 054 - UF CAPITAL PROJECTS Total:	**210,136.31**	**492,891.80**	**0.00**	**0.00**	**0.00**	**0.00**	**62,000.00**
Fund: 059 - HS-OPERATION LONE STAR GRANT								
RevCategory: 750 - Transfers								
059-4-0000-75001	Transfer From Fund 001	0.00	0.00	0.00	12.42	181.10	181.10	
	RevCategory: 750 - Transfers Total:	**0.00**	**0.00**	**0.00**	**12.42**	**181.10**	**181.10**	**0.00**
	Fund: 059 - HS-OPERATION LONE STAR GRANT Total:	**0.00**	**0.00**	**0.00**	**12.42**	**181.10**	**181.10**	**0.00**
Fund: 066 - CO SERIES 2011- UTILITY								
RevCategory: 750 - Transfers								
066-4-0000-75010	Transfer from Fund 051	82,905.01	0.00	0.00	0.00	0.00		
066-4-0000-75054	Transfer From Fund 054	0.00	21,766.00	0.00	0.00	0.00		
	RevCategory: 750 - Transfers Total:	**82,905.01**	**21,766.00**	**0.00**	**0.00**	**0.00**	**0.00**	**0.00**
	Fund: 066 - CO SERIES 2011- UTILITY Total:	**82,905.01**	**21,766.00**	**0.00**	**0.00**	**0.00**	**0.00**	**0.00**
Fund: 069 - TX CDBG MAIN STREET GRANT #7219012								
RevCategory: 750 - Transfers								
069-4-0000-75001	Transfer From Fund 001	42,886.45	0.00	0.00	0.00	0.00		
	RevCategory: 750 - Transfers Total:	**42,886.45**	**0.00**	**0.00**	**0.00**	**0.00**	**0.00**	**0.00**
	Fund: 069 - TX CDBG MAIN STREET GRANT #7219012 Total:	**42,886.45**	**0.00**	**0.00**	**0.00**	**0.00**	**0.00**	**0.00**
Fund: 083 - CRIMINAL JUSTICE DIVISION OF GOVERNOR GRANT								
RevCategory: 750 - Transfers								
083-4-0000-75001	Transfer From Fund 001	0.00	0.00	0.00	2,524.75	2,524.75	2,524.75	
	RevCategory: 750 - Transfers Total:	**0.00**	**0.00**	**0.00**	**2,524.75**	**2,524.75**	**2,524.75**	**0.00**
	Fund: 083 - CRIMINAL JUSTICE DIVISION OF GOVERNOR GRANT Total:	**0.00**	**0.00**	**0.00**	**2,524.75**	**2,524.75**	**2,524.75**	**0.00**
Fund: 084 - DEAAG/WWTP GRANT FUND								
RevCategory: 750 - Transfers								
084-4-0000-75010	Transfer from Fund 051	907,500.00	0.00	0.00	0.00	0.00		
	RevCategory: 750 - Transfers Total:	**907,500.00**	**0.00**	**0.00**	**0.00**	**0.00**	**0.00**	**0.00**
	Fund: 084 - DEAAG/WWTP GRANT FUND Total:	**907,500.00**	**0.00**	**0.00**	**0.00**	**0.00**	**0.00**	**0.00**
Fund: 087 - SOLID WASTE-CAP PROJECTS								
RevCategory: 750 - Transfers								
087-4-0000-75001	Transfer In From Fund 001	0.00	0.00	65,000.00	65,000.00	48,750.00	65,000.00	
	RevCategory: 750 - Transfers Total:	**0.00**	**0.00**	**65,000.00**	**65,000.00**	**48,750.00**	**65,000.00**	**0.00**
	Fund: 087 - SOLID WASTE-CAP PROJECTS Total:	**0.00**	**0.00**	**65,000.00**	**65,000.00**	**48,750.00**	**65,000.00**	**0.00**

		2021 Total Activity	2022 Total Activity	2023 Original Budget	2023 Total Budget (Amended)	2023 YTD Activity	2023 Expected Annual	2024 City Manager Proposed
Fund: 090 - LANDFILL CLOSURE FUND								
RevCategory: 750 - Transfers								
090-4-0000-75087	Transfer From Fund 087	96,472.00	96,114.12	95,758.15	95,758.15	71,818.62	95,758.15	95,402.17
	RevCategory: 750 - Transfers Total:	**96,472.00**	**96,114.12**	**95,758.15**	**95,758.15**	**71,818.62**	**95,758.15**	**95,402.17**
	Fund: 090 - LANDFILL CLOSURE FUND Total:	**96,472.00**	**96,114.12**	**95,758.15**	**95,758.15**	**71,818.62**	**95,758.15**	**95,402.17**
Fund: 091 - GF CAPITAL PROJECTS								
RevCategory: 750 - Transfers								
091-4-0000-75033	Transfer From Fund 033	0.00	307.12	0.00	0.00	0.00		
	RevCategory: 750 - Transfers Total:	**0.00**	**307.12**	**0.00**	**0.00**	**0.00**	**0.00**	**0.00**
	Fund: 091 - GF CAPITAL PROJECTS Total:	**0.00**	**307.12**	**0.00**	**0.00**	**0.00**	**0.00**	**0.00**
Fund: 092 - STREET FUND								
RevCategory: 750 - Transfers								
092-4-0000-75067	Transfer From Fund 067	0.00	29,017.21	0.00	0.00	0.00		
	RevCategory: 750 - Transfers Total:	**0.00**	**29,017.21**	**0.00**	**0.00**	**0.00**	**0.00**	**0.00**
	Fund: 092 - STREET FUND Total:	**0.00**	**29,017.21**	**0.00**	**0.00**	**0.00**	**0.00**	**0.00**
Fund: 093 - PARK MAINTENANCE FUND								
RevCategory: 750 - Transfers								
093-4-0000-75001	Transfer From Fund 001	25,000.00	25,000.00	25,000.00	25,000.00	18,750.00	25,000.00	25,000.00
	RevCategory: 750 - Transfers Total:	**25,000.00**	**25,000.00**	**25,000.00**	**25,000.00**	**18,750.00**	**25,000.00**	**25,000.00**
	Fund: 093 - PARK MAINTENANCE FUND Total:	**25,000.00**	**25,000.00**	**25,000.00**	**25,000.00**	**18,750.00**	**25,000.00**	**25,000.00**
Fund: 097 - VEHICLE REPLACEMENT - FIRE FUND								
RevCategory: 750 - Transfers								
097-4-0000-75001	Transfer From Fund 001	0.00	0.00	45,000.00	45,000.00	33,750.00	45,000.00	45,000.00
	RevCategory: 750 - Transfers Total:	**0.00**	**0.00**	**45,000.00**	**45,000.00**	**33,750.00**	**45,000.00**	**45,000.00**
	Fund: 097 - VEHICLE REPLACEMENT - FIRE FUND Total:	**0.00**	**0.00**	**45,000.00**	**45,000.00**	**33,750.00**	**45,000.00**	**45,000.00**
Fund: 098 - ECONOMIC DEVELOPMENT FUND								
RevCategory: 750 - Transfers								
098-4-0000-75001	Transfer From Fund 001	208,980.75	270,000.00	251,000.00	251,000.00	188,250.00	251,000.00	251,000.00
	RevCategory: 750 - Transfers Total:	**208,980.75**	**270,000.00**	**251,000.00**	**251,000.00**	**188,250.00**	**251,000.00**	**251,000.00**
	Fund: 098 - ECONOMIC DEVELOPMENT FUND Total:	**208,980.75**	**270,000.00**	**251,000.00**	**251,000.00**	**188,250.00**	**251,000.00**	**251,000.00**
Fund: 100 - SAFE ROUTES TO SCHOOL GRANT								
RevCategory: 750 - Transfers								
100-4-0000-75001	Transfer From Fund 001	20,694.00	0.00	0.00	0.00	0.00		
100-4-0000-75010	Transfer from Fund 051	56,908.00	0.00	0.00	0.00	0.00		

City of Kingsville, TX

Budget Worksheet FY 23-24

Account Summary

For Fiscal: 10/2022-09/2023 Period Ending: 09/30/2023

		2021 Total Activity	2022 Total Activity	2023 Original Budget	2023 Total Budget (Amended)	2023 YTD Activity	2023 Expected Annual	2024 City Manager Proposed
Fund: 001 - GENERAL FUND								
RevCategory: 750 - Transfers								
001-4-0000-75002	Transfer From Fund 002	58,005.00	35,000.00	35,000.00	35,000.00	26,250.00	35,000.00	35,000.00
001-4-0000-75006	Transfer from Fund 026	5,416.16	0.00	0.00	0.00	0.00		
001-4-0000-75010	Transfer From Fund 051	1,350,000.00	1,350,000.00	1,485,000.00	1,485,000.00	1,113,750.00	1,485,000.00	1,485,000.00
001-4-0000-75087	Transfer From Fund 087	68,309.00	87,707.00	0.00	0.00	0.00		
001-4-0000-75091	Transfer From Fund 091	64.58	0.00	2,494.02	2,494.02	1,572.14	1,572.14	
001-4-0000-75092	Transfer From Fund 092	150,000.00	150,000.00	150,000.00	150,000.00	112,500.00	150,000.00	150,000.00
001-4-0000-75095	Transfer From Fund 095	0.00	5,000.00	0.00	0.00	0.00		
001-4-0000-75097	Transfer from Fund 097	12,348.04	0.00	0.00	0.00	0.00		
001-4-0000-75107	Transfer from Fund 107	0.00	0.00	1,869.73	1,869.73	1,402.29	1,869.73	
001-4-0000-75111	Transfer from Fund 013	56.76	0.00	0.00	0.00	0.00		
001-4-0000-75112	Transfer from Fund 030	58.26	0.00	0.00	0.00	0.00		
001-4-0000-75114	Transfer from Fund 114	0.00	0.00	0.00	0.00	13,325.00	13,325.00	
001-4-0000-75115	Transfer from Fund 115	0.00	0.00	24,985.00	24,985.00	0.00	24,985.00	385.14
001-4-0000-75126	Transfer From Fund 126	0.00	0.00	119,453.45	119,453.45	89,590.08	119,453.45	
	RevCategory: 750 - Transfers Total:	**1,644,257.80**	**1,627,707.00**	**1,818,802.20**	**1,818,802.20**	**1,358,389.51**	**1,831,205.32**	**1,670,385.14**
	Fund: 001 - GENERAL FUND Total:	**1,644,257.80**	**1,627,707.00**	**1,818,802.20**	**1,818,802.20**	**1,358,389.51**	**1,831,205.32**	**1,670,385.14**
Fund: 002 - TOURISM FUND								
RevCategory: 750 - Transfers								
002-4-0000-75001	Transfer From Fund 001	850.00	0.00	12,054.00	12,054.00	9,040.50	12,054.00	12,062.00
002-4-0000-75202	Transfer from Fumd 202	0.00	0.00	0.00	0.00	0.00		59,114.81
	RevCategory: 750 - Transfers Total:	**850.00**	**0.00**	**12,054.00**	**12,054.00**	**9,040.50**	**12,054.00**	**71,176.81**
	Fund: 002 - TOURISM FUND Total:	**850.00**	**0.00**	**12,054.00**	**12,054.00**	**9,040.50**	**12,054.00**	**71,176.81**

		2021 Total Activity	2022 Total Activity	2023 Original Budget	2023 Total Budget (Amended)	2023 YTD Activity	2023 Expected Annual	2024 City Manager Proposed
Fund: 011 - G.O. DEBT SERVICE FUND								
RevCategory: 750 - Transfers								
011-4-0000-75050	Transfer From Fund 087	48,029.00	38,529.04	201,571.00	201,571.00	151,178.25	201,571.00	202,700.00
	RevCategory: 750 - Transfers Total:	**48,029.00**	**38,529.04**	**201,571.00**	**201,571.00**	**151,178.25**	**201,571.00**	**202,700.00**
	Fund: 011 - G.O. DEBT SERVICE FUND Total:	**48,029.00**	**38,529.04**	**201,571.00**	**201,571.00**	**151,178.25**	**201,571.00**	**202,700.00**
Fund: 012 - UF DEBT SERVICE FUND								
RevCategory: 750 - Transfers								
012-4-0000-75010	Transfer From Fund 051	1,395,446.00	1,618,993.00	1,753,552.24	1,800,064.74	1,315,164.18	1,800,064.74	2,125,563.00
012-4-0000-75055	Transfer From Fund 055	292,800.00	111,000.00	125,000.00	125,000.00	93,750.00	125,000.00	125,000.00
012-4-0000-75127	Transfer From Fund 127	0.00	0.00	93,523.76	93,523.76	70,142.82	93,523.76	
	RevCategory: 750 - Transfers Total:	**1,688,246.00**	**1,729,993.00**	**1,972,076.00**	**2,018,588.50**	**1,479,057.00**	**2,018,588.50**	**2,250,563.00**
	Fund: 012 - UF DEBT SERVICE FUND Total:	**1,688,246.00**	**1,729,993.00**	**1,972,076.00**	**2,018,588.50**	**1,479,057.00**	**2,018,588.50**	**2,250,563.00**
Fund: 019 - PD GRANT - JAG								
RevCategory: 750 - Transfers								
019-4-0000-75001	Transfer From Fund 001	0.00	0.00	0.00	426.12	319.59	426.12	
	RevCategory: 750 - Transfers Total:	**0.00**	**0.00**	**0.00**	**426.12**	**319.59**	**426.12**	**0.00**
	Fund: 019 - PD GRANT - JAG Total:	**0.00**	**0.00**	**0.00**	**426.12**	**319.59**	**426.12**	**0.00**
Fund: 026 - GOLF COURSE CAPITAL MAINTENANCE FUND								
RevCategory: 750 - Transfers								
026-4-0000-75001	Transfer From Fund 001	9,839.00	11,092.52	10,350.00	10,350.00	7,762.50	10,350.00	10,676.00
	RevCategory: 750 - Transfers Total:	**9,839.00**	**11,092.52**	**10,350.00**	**10,350.00**	**7,762.50**	**10,350.00**	**10,676.00**
	Fund: 026 - GOLF COURSE CAPITAL MAINTENANCE FUND Total:	**9,839.00**	**11,092.52**	**10,350.00**	**10,350.00**	**7,762.50**	**10,350.00**	**10,676.00**
Fund: 051 - UTILITY FUND								
RevCategory: 750 - Transfers								
051-4-0000-75001	Transfer From Fund 001	331,308.00	208,403.00	92,705.00	92,705.00	69,528.75	92,705.00	89,964.00
051-4-0000-75054	Transfer From Fund 054	746,336.20	0.00	0.00	0.00	0.00		
051-4-0000-75062	Transfer from Fund 062	1,137.58	0.00	0.00	0.00	0.00		
051-4-0000-75084	Transfer from Fund 084	0.00	400,000.00	0.00	0.00	0.00		
051-4-0000-75086	Transfer From Fund 086	0.00	645.33	0.00	0.00	0.00		
	RevCategory: 750 - Transfers Total:	**1,078,781.78**	**609,048.33**	**92,705.00**	**92,705.00**	**69,528.75**	**92,705.00**	**89,964.00**
	Fund: 051 - UTILITY FUND Total:	**1,078,781.78**	**609,048.33**	**92,705.00**	**92,705.00**	**69,528.75**	**92,705.00**	**89,964.00**
Fund: 054 - UF CAPITAL PROJECTS								
RevCategory: 750 - Transfers								
054-4-0000-75010	Transfer From Fund 051	210,136.31	489,066.80	0.00	0.00	0.00		62,000.00

		2021 Total Activity	2022 Total Activity	2023 Original Budget	2023 Total Budget (Amended)	2023 YTD Activity	2023 Expected Annual	2024 City Manager Proposed
054-4-0000-75086	Transfer from Fund 086	0.00	3,825.00	0.00	0.00	0.00		
	RevCategory: 750 - Transfers Total:	**210,136.31**	**492,891.80**	**0.00**	**0.00**	**0.00**	**0.00**	**62,000.00**
	Fund: 054 - UF CAPITAL PROJECTS Total:	**210,136.31**	**492,891.80**	**0.00**	**0.00**	**0.00**	**0.00**	**62,000.00**
Fund: 059 - HS-OPERATION LONE STAR GRANT								
RevCategory: 750 - Transfers								
059-4-0000-75001	Transfer From Fund 001	0.00	0.00	0.00	12.42	181.10	181.10	
	RevCategory: 750 - Transfers Total:	**0.00**	**0.00**	**0.00**	**12.42**	**181.10**	**181.10**	**0.00**
	Fund: 059 - HS-OPERATION LONE STAR GRANT Total:	**0.00**	**0.00**	**0.00**	**12.42**	**181.10**	**181.10**	**0.00**
Fund: 066 - CO SERIES 2011- UTILITY								
RevCategory: 750 - Transfers								
066-4-0000-75010	Transfer from Fund 051	82,905.01	0.00	0.00	0.00	0.00		
066-4-0000-75054	Transfer From Fund 054	0.00	21,766.00	0.00	0.00	0.00		
	RevCategory: 750 - Transfers Total:	**82,905.01**	**21,766.00**	**0.00**	**0.00**	**0.00**	**0.00**	**0.00**
	Fund: 066 - CO SERIES 2011- UTILITY Total:	**82,905.01**	**21,766.00**	**0.00**	**0.00**	**0.00**	**0.00**	**0.00**
Fund: 069 - TX CDBG MAIN STREET GRANT #7219012								
RevCategory: 750 - Transfers								
069-4-0000-75001	Transfer From Fund 001	42,886.45	0.00	0.00	0.00	0.00		
	RevCategory: 750 - Transfers Total:	**42,886.45**	**0.00**	**0.00**	**0.00**	**0.00**	**0.00**	**0.00**
	Fund: 069 - TX CDBG MAIN STREET GRANT #7219012 Total:	**42,886.45**	**0.00**	**0.00**	**0.00**	**0.00**	**0.00**	**0.00**
Fund: 083 - CRIMINAL JUSTICE DIVISION OF GOVERNOR GRANT								
RevCategory: 750 - Transfers								
083-4-0000-75001	Transfer From Fund 001	0.00	0.00	0.00	2,524.75	2,524.75	2,524.75	
	RevCategory: 750 - Transfers Total:	**0.00**	**0.00**	**0.00**	**2,524.75**	**2,524.75**	**2,524.75**	**0.00**
	Fund: 083 - CRIMINAL JUSTICE DIVISION OF GOVERNOR GRANT Total:	**0.00**	**0.00**	**0.00**	**2,524.75**	**2,524.75**	**2,524.75**	**0.00**
Fund: 084 - DEAAG/WWTP GRANT FUND								
RevCategory: 750 - Transfers								
084-4-0000-75010	Transfer from Fund 051	907,500.00	0.00	0.00	0.00	0.00		
	RevCategory: 750 - Transfers Total:	**907,500.00**	**0.00**	**0.00**	**0.00**	**0.00**	**0.00**	**0.00**
	Fund: 084 - DEAAG/WWTP GRANT FUND Total:	**907,500.00**	**0.00**	**0.00**	**0.00**	**0.00**	**0.00**	**0.00**
Fund: 087 - SOLID WASTE-CAP PROJECTS								
RevCategory: 750 - Transfers								
087-4-0000-75001	Transfer In From Fund 001	0.00	0.00	65,000.00	65,000.00	48,750.00	65,000.00	
	RevCategory: 750 - Transfers Total:	**0.00**	**0.00**	**65,000.00**	**65,000.00**	**48,750.00**	**65,000.00**	**0.00**
	Fund: 087 - SOLID WASTE-CAP PROJECTS Total:	**0.00**	**0.00**	**65,000.00**	**65,000.00**	**48,750.00**	**65,000.00**	**0.00**

		2021 Total Activity	2022 Total Activity	2023 Original Budget	2023 Total Budget (Amended)	2023 YTD Activity	2023 Expected Annual	2024 City Manager Proposed
Fund: 090 - LANDFILL CLOSURE FUND								
RevCategory: 750 - Transfers								
090-4-0000-75087	Transfer From Fund 087	96,472.00	96,114.12	95,758.15	95,758.15	71,818.62	95,758.15	95,402.17
	RevCategory: 750 - Transfers Total:	**96,472.00**	**96,114.12**	**95,758.15**	**95,758.15**	**71,818.62**	**95,758.15**	**95,402.17**
	Fund: 090 - LANDFILL CLOSURE FUND Total:	**96,472.00**	**96,114.12**	**95,758.15**	**95,758.15**	**71,818.62**	**95,758.15**	**95,402.17**
Fund: 091 - GF CAPITAL PROJECTS								
RevCategory: 750 - Transfers								
091-4-0000-75033	Transfer From Fund 033	0.00	307.12	0.00	0.00	0.00		
	RevCategory: 750 - Transfers Total:	**0.00**	**307.12**	**0.00**	**0.00**	**0.00**	**0.00**	**0.00**
	Fund: 091 - GF CAPITAL PROJECTS Total:	**0.00**	**307.12**	**0.00**	**0.00**	**0.00**	**0.00**	**0.00**
Fund: 092 - STREET FUND								
RevCategory: 750 - Transfers								
092-4-0000-75067	Transfer From Fund 067	0.00	29,017.21	0.00	0.00	0.00		
	RevCategory: 750 - Transfers Total:	**0.00**	**29,017.21**	**0.00**	**0.00**	**0.00**	**0.00**	**0.00**
	Fund: 092 - STREET FUND Total:	**0.00**	**29,017.21**	**0.00**	**0.00**	**0.00**	**0.00**	**0.00**
Fund: 093 - PARK MAINTENANCE FUND								
RevCategory: 750 - Transfers								
093-4-0000-75001	Transfer From Fund 001	25,000.00	25,000.00	25,000.00	25,000.00	18,750.00	25,000.00	25,000.00
	RevCategory: 750 - Transfers Total:	**25,000.00**	**25,000.00**	**25,000.00**	**25,000.00**	**18,750.00**	**25,000.00**	**25,000.00**
	Fund: 093 - PARK MAINTENANCE FUND Total:	**25,000.00**	**25,000.00**	**25,000.00**	**25,000.00**	**18,750.00**	**25,000.00**	**25,000.00**
Fund: 097 - VEHICLE REPLACEMENT - FIRE FUND								
RevCategory: 750 - Transfers								
097-4-0000-75001	Transfer From Fund 001	0.00	0.00	45,000.00	45,000.00	33,750.00	45,000.00	45,000.00
	RevCategory: 750 - Transfers Total:	**0.00**	**0.00**	**45,000.00**	**45,000.00**	**33,750.00**	**45,000.00**	**45,000.00**
	Fund: 097 - VEHICLE REPLACEMENT - FIRE FUND Total:	**0.00**	**0.00**	**45,000.00**	**45,000.00**	**33,750.00**	**45,000.00**	**45,000.00**
Fund: 098 - ECONOMIC DEVELOPMENT FUND								
RevCategory: 750 - Transfers								
098-4-0000-75001	Transfer From Fund 001	208,980.75	270,000.00	251,000.00	251,000.00	188,250.00	251,000.00	251,000.00
	RevCategory: 750 - Transfers Total:	**208,980.75**	**270,000.00**	**251,000.00**	**251,000.00**	**188,250.00**	**251,000.00**	**251,000.00**
	Fund: 098 - ECONOMIC DEVELOPMENT FUND Total:	**208,980.75**	**270,000.00**	**251,000.00**	**251,000.00**	**188,250.00**	**251,000.00**	**251,000.00**
Fund: 100 - SAFE ROUTES TO SCHOOL GRANT								
RevCategory: 750 - Transfers								
100-4-0000-75001	Transfer From Fund 001	20,694.00	0.00	0.00	0.00	0.00		
100-4-0000-75010	Transfer from Fund 051	56,908.00	0.00	0.00	0.00	0.00		

		2021 Total Activity	2022 Total Activity	2023 Original Budget	2023 Total Budget (Amended)	2023 YTD Activity	2023 Expected Annual	2024 City Manager Proposed
100-4-0000-75068	Transfer from Fund 068	0.00	0.00	200,000.00	200,000.00	200,000.00	200,000.00	
	RevCategory: 750 - Transfers Total:	**77,602.00**	**0.00**	**200,000.00**	**200,000.00**	**200,000.00**	**200,000.00**	**0.00**
	Fund: 100 - SAFE ROUTES TO SCHOOL GRANT Total:	**77,602.00**	**0.00**	**200,000.00**	**200,000.00**	**200,000.00**	**200,000.00**	**0.00**
Fund: 101 - TX CDBG MAIN STREET #7219192								
RevCategory: 750 - Transfers								
101-4-0000-75001	Transfer from Fund 001	0.00	1,059.75	0.00	0.00	0.00		
	RevCategory: 750 - Transfers Total:	**0.00**	**1,059.75**	**0.00**	**0.00**	**0.00**	**0.00**	**0.00**
	Fund: 101 - TX CDBG MAIN STREET #7219192 Total:	**0.00**	**1,059.75**	**0.00**	**0.00**	**0.00**	**0.00**	**0.00**
Fund: 103 - COVID-19 CARES Act Fund								
RevCategory: 750 - Transfers								
103-4-0000-75001	Transfer From Fund 001	21,748.58	0.00	0.00	0.00	0.00		
	RevCategory: 750 - Transfers Total:	**21,748.58**	**0.00**	**0.00**	**0.00**	**0.00**	**0.00**	**0.00**
	Fund: 103 - COVID-19 CARES Act Fund Total:	**21,748.58**	**0.00**	**0.00**	**0.00**	**0.00**	**0.00**	**0.00**
Fund: 105 - VEHICLE REPLACEMENT - POLICE FUND								
RevCategory: 750 - Transfers								
105-4-0000-75001	Transfer From Fund 001	10,000.00	10,000.00	10,000.00	10,000.00	7,500.00	10,000.00	10,000.00
	RevCategory: 750 - Transfers Total:	**10,000.00**	**10,000.00**	**10,000.00**	**10,000.00**	**7,500.00**	**10,000.00**	**10,000.00**
	Fund: 105 - VEHICLE REPLACEMENT - POLICE FUND Total:	**10,000.00**	**10,000.00**	**10,000.00**	**10,000.00**	**7,500.00**	**10,000.00**	**10,000.00**
Fund: 106 - VEHICLE REPLACEMENT FLEET MGMT FUND-PW UF								
RevCategory: 750 - Transfers								
106-4-0000-75001	Transfer From Fund 001	10,000.00	10,000.00	10,000.00	10,000.00	7,500.00	10,000.00	
106-4-0000-75010	Transfer from Fund 051	0.00	0.00	89,642.00	89,642.00	67,231.50	89,642.00	100,000.00
106-4-0000-75039	Transfer from Fund 039	5,261.31	0.00	0.00	0.00	0.00		
	RevCategory: 750 - Transfers Total:	**15,261.31**	**10,000.00**	**99,642.00**	**99,642.00**	**74,731.50**	**99,642.00**	**100,000.00**
	Fund: 106 - VEHICLE REPLACEMENT FLEET MGMT FUND-PW UF Total:	**15,261.31**	**10,000.00**	**99,642.00**	**99,642.00**	**74,731.50**	**99,642.00**	**100,000.00**
Fund: 107 - ASSISTANCE TO FIREFIGHTERS GRANT								
RevCategory: 750 - Transfers								
107-4-0000-75001	Transfer From Fund 001	1,869.73	0.00	0.00	0.00	0.00		
	RevCategory: 750 - Transfers Total:	**1,869.73**	**0.00**	**0.00**	**0.00**	**0.00**	**0.00**	**0.00**
	Fund: 107 - ASSISTANCE TO FIREFIGHTERS GRANT Total:	**1,869.73**	**0.00**	**0.00**	**0.00**	**0.00**	**0.00**	**0.00**

		2021 Total Activity	2022 Total Activity	2023 Original Budget	2023 Total Budget (Amended)	2023 YTD Activity	2023 Expected Annual	2024 City Manager Proposed
100-4-0000-75068	Transfer from Fund 068	0.00	0.00	200,000.00	200,000.00	200,000.00	200,000.00	
	RevCategory: 750 - Transfers Total:	**77,602.00**	**0.00**	**200,000.00**	**200,000.00**	**200,000.00**	**200,000.00**	**0.00**
	Fund: 100 - SAFE ROUTES TO SCHOOL GRANT Total:	**77,602.00**	**0.00**	**200,000.00**	**200,000.00**	**200,000.00**	**200,000.00**	**0.00**
Fund: 101 - TX CDBG MAIN STREET #7219192								
RevCategory: 750 - Transfers								
101-4-0000-75001	Transfer from Fund 001	0.00	1,059.75	0.00	0.00	0.00		
	RevCategory: 750 - Transfers Total:	**0.00**	**1,059.75**	**0.00**	**0.00**	**0.00**	**0.00**	**0.00**
	Fund: 101 - TX CDBG MAIN STREET #7219192 Total:	**0.00**	**1,059.75**	**0.00**	**0.00**	**0.00**	**0.00**	**0.00**
Fund: 103 - COVID-19 CARES Act Fund								
RevCategory: 750 - Transfers								
103-4-0000-75001	Transfer From Fund 001	21,748.58	0.00	0.00	0.00	0.00		
	RevCategory: 750 - Transfers Total:	**21,748.58**	**0.00**	**0.00**	**0.00**	**0.00**	**0.00**	**0.00**
	Fund: 103 - COVID-19 CARES Act Fund Total:	**21,748.58**	**0.00**	**0.00**	**0.00**	**0.00**	**0.00**	**0.00**
Fund: 105 - VEHICLE REPLACEMENT - POLICE FUND								
RevCategory: 750 - Transfers								
105-4-0000-75001	Transfer From Fund 001	10,000.00	10,000.00	10,000.00	10,000.00	7,500.00	10,000.00	10,000.00
	RevCategory: 750 - Transfers Total:	**10,000.00**	**10,000.00**	**10,000.00**	**10,000.00**	**7,500.00**	**10,000.00**	**10,000.00**
	Fund: 105 - VEHICLE REPLACEMENT - POLICE FUND Total:	**10,000.00**	**10,000.00**	**10,000.00**	**10,000.00**	**7,500.00**	**10,000.00**	**10,000.00**
Fund: 106 - VEHICLE REPLACEMENT FLEET MGMT FUND-PW UF								
RevCategory: 750 - Transfers								
106-4-0000-75001	Transfer From Fund 001	10,000.00	10,000.00	10,000.00	10,000.00	7,500.00	10,000.00	
106-4-0000-75010	Transfer from Fund 051	0.00	0.00	89,642.00	89,642.00	67,231.50	89,642.00	100,000.00
106-4-0000-75039	Transfer from Fund 039	5,261.31	0.00	0.00	0.00	0.00		
	RevCategory: 750 - Transfers Total:	**15,261.31**	**10,000.00**	**99,642.00**	**99,642.00**	**74,731.50**	**99,642.00**	**100,000.00**
	Fund: 106 - VEHICLE REPLACEMENT FLEET MGMT FUND-PW UF Total:	**15,261.31**	**10,000.00**	**99,642.00**	**99,642.00**	**74,731.50**	**99,642.00**	**100,000.00**
Fund: 107 - ASSISTANCE TO FIREFIGHTERS GRANT								
RevCategory: 750 - Transfers								
107-4-0000-75001	Transfer From Fund 001	1,869.73	0.00	0.00	0.00	0.00		
	RevCategory: 750 - Transfers Total:	**1,869.73**	**0.00**	**0.00**	**0.00**	**0.00**	**0.00**	**0.00**
	Fund: 107 - ASSISTANCE TO FIREFIGHTERS GRANT Total:	**1,869.73**	**0.00**	**0.00**	**0.00**	**0.00**	**0.00**	**0.00**

		2021 Total Activity	2022 Total Activity	2023 Original Budget	2023 Total Budget (Amended)	2023 YTD Activity	2023 Expected Annual	2024 City Manager Proposed
Fund: 108 - PATRICK LEAHY BULLETPROOF VEST PARTNERSHIP FUND								
RevCategory: 750 - Transfers								
108-4-0000-75001	Transfer From Fund 001	4,585.00	9,585.00	0.00	6,796.23	5,097.18	6,796.23	
	RevCategory: 750 - Transfers Total:	**4,585.00**	**9,585.00**	**0.00**	**6,796.23**	**5,097.18**	**6,796.23**	**0.00**
Fund: 108 - PATRICK LEAHY BULLETPROOF VEST PARTNERSHIP FUND..		**4,585.00**	**9,585.00**	**0.00**	**6,796.23**	**5,097.18**	**6,796.23**	**0.00**
Fund: 110 - KINGSVILLE PD ENHANCEMENT BWC FUND								
RevCategory: 750 - Transfers								
110-4-0000-75001	Transfer From Fund 001	20,665.00	0.00	0.00	0.00	0.00		
	RevCategory: 750 - Transfers Total:	**20,665.00**	**0.00**	**0.00**	**0.00**	**0.00**	**0.00**	**0.00**
Fund: 110 - KINGSVILLE PD ENHANCEMENT BWC FUND Total:		**20,665.00**	**0.00**	**0.00**	**0.00**	**0.00**	**0.00**	**0.00**
Fund: 113 - CITYWIDE WASTEWATER COLLECTION SYSTEM IMPROV								
RevCategory: 750 - Transfers								
113-4-0000-75068	Transfer From Fund 068	0.00	73,668.00	0.00	0.00	0.00		
	RevCategory: 750 - Transfers Total:	**0.00**	**73,668.00**	**0.00**	**0.00**	**0.00**	**0.00**	**0.00**
Fund: 113 - CITYWIDE WASTEWATER COLLECTION SYSTEM IMPROV ...		**0.00**	**73,668.00**	**0.00**	**0.00**	**0.00**	**0.00**	**0.00**
Fund: 114 - SWB Rural & Tribal Assist. Grant #2019-MU-BX-K002								
RevCategory: 750 - Transfers								
114-4-0000-75001	Transfer from Fund 001	13,325.00	0.00	0.00	0.00	0.00		
	RevCategory: 750 - Transfers Total:	**13,325.00**	**0.00**	**0.00**	**0.00**	**0.00**	**0.00**	**0.00**
Fund: 114 - SWB Rural & Tribal Assist. Grant #2019-MU-BX-K002 Tota..		**13,325.00**	**0.00**	**0.00**	**0.00**	**0.00**	**0.00**	**0.00**
Fund: 115 - TAX NOTES SERIES 2021								
RevCategory: 750 - Transfers								
115-4-0000-75001	Transfer From Fund 001	53,470.00	0.00	0.00	0.00	0.00		
115-4-0000-75105	Transfer from Fund 105	0.00	0.00	30,000.00	30,000.00	22,500.00	30,000.00	
	RevCategory: 750 - Transfers Total:	**53,470.00**	**0.00**	**30,000.00**	**30,000.00**	**22,500.00**	**30,000.00**	**0.00**
Fund: 115 - TAX NOTES SERIES 2021 Total:		**53,470.00**	**0.00**	**30,000.00**	**30,000.00**	**22,500.00**	**30,000.00**	**0.00**
Fund: 116 - DRAINAGE MASTER PLAN-LOC 7 IMPROV-PROJ #40135								
RevCategory: 750 - Transfers								
116-4-0000-75012	Transfer from Fund 012	0.00	754,000.00	0.00	0.00	0.00		
116-4-0000-75068	Transfer From Fund 068	44,000.00	0.00	0.00	0.00	0.00		
	RevCategory: 750 - Transfers Total:	**44,000.00**	**754,000.00**	**0.00**	**0.00**	**0.00**	**0.00**	**0.00**
Fund: 116 - DRAINAGE MASTER PLAN-LOC 7 IMPROV-PROJ #40135 T...		**44,000.00**	**754,000.00**	**0.00**	**0.00**	**0.00**	**0.00**	**0.00**

		2021 Total Activity	2022 Total Activity	2023 Original Budget	2023 Total Budget (Amended)	2023 YTD Activity	2023 Expected Annual	2024 City Manager Proposed
Fund: 117 - DRAINAGE MASTER PLAN-LOC 1 IMPROV-PROJ #40142								
RevCategory: 750 - Transfers								
117-4-0000-75012	Transfer from Fund 012	0.00	754,000.00	0.00	0.00	0.00		
117-4-0000-75068	Transfer From Fund 068	44,000.00	0.00	0.00	0.00	0.00		
	RevCategory: 750 - Transfers Total:	**44,000.00**	**754,000.00**	**0.00**	**0.00**	**0.00**	**0.00**	**0.00**
Fund: 117 - DRAINAGE MASTER PLAN-LOC 1 IMPROV-PROJ #40142 T...		**44,000.00**	**754,000.00**	**0.00**	**0.00**	**0.00**	**0.00**	**0.00**
Fund: 118 - DRAINAGE MASTER PLAN-LOC 3 IMPROV-PROJ #40143								
RevCategory: 750 - Transfers								
118-4-0000-75012	Transfer from Fund 012	0.00	811,000.00	0.00	0.00	0.00		
118-4-0000-75068	Transfer From Fund 068	44,000.00	0.00	0.00	0.00	0.00		
	RevCategory: 750 - Transfers Total:	**44,000.00**	**811,000.00**	**0.00**	**0.00**	**0.00**	**0.00**	**0.00**
Fund: 118 - DRAINAGE MASTER PLAN-LOC 3 IMPROV-PROJ #40143 T...		**44,000.00**	**811,000.00**	**0.00**	**0.00**	**0.00**	**0.00**	**0.00**
Fund: 119 - DRAINAGE MASTER PLAN-LOC 4 IMPROV-PROJ #40144								
RevCategory: 750 - Transfers								
119-4-0000-75012	Transfer from Fund 012	0.00	1,039,000.00	0.00	0.00	0.00		
119-4-0000-75068	Transfer From Fund 068	44,000.00	0.00	0.00	0.00	0.00		
	RevCategory: 750 - Transfers Total:	**44,000.00**	**1,039,000.00**	**0.00**	**0.00**	**0.00**	**0.00**	**0.00**
Fund: 119 - DRAINAGE MASTER PLAN-LOC 4 IMPROV-PROJ #40144 T...		**44,000.00**	**1,039,000.00**	**0.00**	**0.00**	**0.00**	**0.00**	**0.00**
Fund: 121 - GF-ARP STATE & LOCAL FISCAL RECOVERY FUNDS								
RevCategory: 750 - Transfers								
121-4-0000-75125	Transfer from Fund 125	0.00	0.00	0.00	1,739,923.20	940,036.35	1,739,923.20	
	RevCategory: 750 - Transfers Total:	**0.00**	**0.00**	**0.00**	**1,739,923.20**	**940,036.35**	**1,739,923.20**	**0.00**
Fund: 121 - GF-ARP STATE & LOCAL FISCAL RECOVERY FUNDS Total:		**0.00**	**0.00**	**0.00**	**1,739,923.20**	**940,036.35**	**1,739,923.20**	**0.00**
Fund: 122 - GENERAL LAND OFFICE HURR. HARVEY MITIGATION GRANT								
RevCategory: 750 - Transfers								
122-4-0000-75068	Transfer from Fund 068	0.00	366,787.00	0.00	0.00	0.00		
	RevCategory: 750 - Transfers Total:	**0.00**	**366,787.00**	**0.00**	**0.00**	**0.00**	**0.00**	**0.00**
Fund: 122 - GENERAL LAND OFFICE HURR. HARVEY MITIGATION GR...		**0.00**	**366,787.00**	**0.00**	**0.00**	**0.00**	**0.00**	**0.00**
Fund: 126 - GF TAX NOTES SERIES 2022								
RevCategory: 750 - Transfers								
126-4-0000-75001	Transfer From Fund 001	0.00	125,301.00	0.00	0.00	0.00		
126-4-0000-75087	Transfer from Fund 087	0.00	76,962.00	0.00	0.00	0.00		
	RevCategory: 750 - Transfers Total:	**0.00**	**202,263.00**	**0.00**	**0.00**	**0.00**	**0.00**	**0.00**
	Fund: 126 - GF TAX NOTES SERIES 2022 Total:	**0.00**	**202,263.00**	**0.00**	**0.00**	**0.00**	**0.00**	**0.00**

		2021 Total Activity	2022 Total Activity	2023 Original Budget	2023 Total Budget (Amended)	2023 YTD Activity	2023 Expected Annual	2024 City Manager Proposed
Fund: 127 - UF TAX NOTES SERIES 2022								
RevCategory: 750 - Transfers								
127-4-0000-75010	Transfer From Fund 051	0.00	708,148.42	0.00	0.00	0.00		
	RevCategory: 750 - Transfers Total:	**0.00**	**708,148.42**	**0.00**	**0.00**	**0.00**	**0.00**	**0.00**
	Fund: 127 - UF TAX NOTES SERIES 2022 Total:	**0.00**	**708,148.42**	**0.00**	**0.00**	**0.00**	**0.00**	**0.00**
Fund: 128 - DRAINAGE MASTER PLAN-LOC 8 IMPROV-PROJ #40192								
RevCategory: 750 - Transfers								
128-4-0000-75010	Transfer From Fund 051	0.00	614.00	0.00	0.00	0.00		
	RevCategory: 750 - Transfers Total:	**0.00**	**614.00**	**0.00**	**0.00**	**0.00**	**0.00**	**0.00**
Fund: 128 - DRAINAGE MASTER PLAN-LOC 8 IMPROV-PROJ #40192 T...		**0.00**	**614.00**	**0.00**	**0.00**	**0.00**	**0.00**	**0.00**
Fund: 129 - TX SEVERE WINTER STORM GRANT-MOBILE GENERATOR								
RevCategory: 750 - Transfers								
129-4-0000-75054	Transfer From Fund 054	0.00	0.00	35,456.00	35,456.00	0.00		
	RevCategory: 750 - Transfers Total:	**0.00**	**0.00**	**35,456.00**	**35,456.00**	**0.00**	**0.00**	**0.00**
Fund: 129 - TX SEVERE WINTER STORM GRANT-MOBILE GENERATOR..		**0.00**	**0.00**	**35,456.00**	**35,456.00**	**0.00**	**0.00**	**0.00**
Fund: 130 - TX SEVERE WINTER STORM GRANT-BACKUP GENERATOR								
RevCategory: 750 - Transfers								
130-4-0000-75054	Transfer from Fund 054	0.00	0.00	68,894.00	68,894.00	51,670.50	68,894.00	106,106.00
	RevCategory: 750 - Transfers Total:	**0.00**	**0.00**	**68,894.00**	**68,894.00**	**51,670.50**	**68,894.00**	**106,106.00**
Fund: 130 - TX SEVERE WINTER STORM GRANT-BACKUP GENERATOR..		**0.00**	**0.00**	**68,894.00**	**68,894.00**	**51,670.50**	**68,894.00**	**106,106.00**
Fund: 138 - HEALTH INSURANCE FUND								
RevCategory: 750 - Transfers								
138-4-0000-75001	Transfer from Fund 001	53,547.00	0.00	0.00	0.00	0.00		
138-4-0000-75002	Transfer from Fund 002	291.00	0.00	0.00	0.00	0.00		
138-4-0000-75010	Transfer from Fund 051	13,781.00	0.00	0.00	0.00	0.00		
138-4-0000-75098	Transfer from Fund 098	386.00	0.00	0.00	0.00	0.00		
	RevCategory: 750 - Transfers Total:	**68,005.00**	**0.00**	**0.00**	**0.00**	**0.00**	**0.00**	**0.00**
	Fund: 138 - HEALTH INSURANCE FUND Total:	**68,005.00**	**0.00**	**0.00**	**0.00**	**0.00**	**0.00**	**0.00**
Fund: 139 - VEHICLE REPLACEMENT PULIC WORKS-GF								
RevCategory: 750 - Transfers								
139-4-0000-75001	Transfer From Fund 001	0.00	0.00	0.00	0.00	0.00		10,000.00
139-4-0000-75106	Transfer From Fund 106	0.00	0.00	35,261.31	35,261.31	26,445.99	35,261.31	
	RevCategory: 750 - Transfers Total:	**0.00**	**0.00**	**35,261.31**	**35,261.31**	**26,445.99**	**35,261.31**	**10,000.00**
	Fund: 139 - VEHICLE REPLACEMENT PULIC WORKS-GF Total:	**0.00**	**0.00**	**35,261.31**	**35,261.31**	**26,445.99**	**35,261.31**	**10,000.00**

		2021 Total Activity	2022 Total Activity	2023 Original Budget	2023 Total Budget (Amended)	2023 YTD Activity	2023 Expected Annual	2024 City Manager Proposed
Fund: 202 - TOURISM - FACADE GRANTS PROGRAM FUND								
RevCategory: 750 - Transfers								
202-4-0000-75002	Transfer From Fund 002	30,000.00	0.00	0.00	0.00	0.00		
	RevCategory: 750 - Transfers Total:	**30,000.00**	**0.00**	**0.00**	**0.00**	**0.00**	**0.00**	**0.00**
Fund: 202 - TOURISM - FACADE GRANTS PROGRAM FUND Total:		**30,000.00**	**0.00**	**0.00**	**0.00**	**0.00**	**0.00**	**0.00**
Fund: 206 - CHAMBERLAIN PARK PROJECT								
RevCategory: 750 - Transfers								
206-4-0000-75001	Transfer from Fund 001	0.00	0.00	0.00	0.00	0.00		34,856.12
206-4-0000-75033	Transfer from Fund 033	0.00	0.00	0.00	0.00	0.00		22,911.47
	RevCategory: 750 - Transfers Total:	**0.00**	**0.00**	**0.00**	**0.00**	**0.00**	**0.00**	**57,767.59**
Fund: 206 - CHAMBERLAIN PARK PROJECT Total:		**0.00**	**0.00**	**0.00**	**0.00**	**0.00**	**0.00**	**57,767.59**
Fund: 207 - CJD BODY WORN CAMERA GRANT								
RevCategory: 750 - Transfers								
207-4-0000-75001	Transfer From Fund 001	0.00	41,107.30	0.00	0.00	0.00		
	RevCategory: 750 - Transfers Total:	**0.00**	**41,107.30**	**0.00**	**0.00**	**0.00**	**0.00**	**0.00**
Fund: 207 - CJD BODY WORN CAMERA GRANT Total:		**0.00**	**41,107.30**	**0.00**	**0.00**	**0.00**	**0.00**	**0.00**
	Report Total:	**6,536,415.72**	**9,732,698.61**	**5,068,569.66**	**6,864,764.88**	**4,767,282.09**	**6,841,880.68**	**5,057,740.71**

Fund Summary

Fund	2021 Total Activity	2022 Total Activity	2023 Original Budget	2023 Total Budget	2023 YTD Activity	Defined Budgets 2023 Expected Annual	2024 City Manager Proposed
001 - GENERAL FUND	1,644,257.80	1,627,707.00	1,818,802.20	1,818,802.20	1,358,389.51	1,831,205.32	1,670,385.14
002 - TOURISM FUND	850.00	0.00	12,054.00	12,054.00	9,040.50	12,054.00	71,176.81
011 - G.O. DEBT SERVICE FUND	48,029.00	38,529.04	201,571.00	201,571.00	151,178.25	201,571.00	202,700.00
012 - UF DEBT SERVICE FUND	1,688,246.00	1,729,993.00	1,972,076.00	2,018,588.50	1,479,057.00	2,018,588.50	2,250,563.00
019 - PD GRANT - JAG	0.00	0.00	0.00	426.12	319.59	426.12	0.00
026 - GOLF COURSE CAPITAL MAINTENANCE FUND	9,839.00	11,092.52	10,350.00	10,350.00	7,762.50	10,350.00	10,676.00
051 - UTILITY FUND	1,078,781.78	609,048.33	92,705.00	92,705.00	69,528.75	92,705.00	89,964.00
054 - UF CAPITAL PROJECTS	210,136.31	492,891.80	0.00	0.00	0.00	0.00	62,000.00
059 - HS-OPERATION LONE STAR GRANT	0.00	0.00	0.00	12.42	181.10	181.10	0.00
066 - CO SERIES 2011- UTILITY	82,905.01	21,766.00	0.00	0.00	0.00	0.00	0.00
069 - TX CDBG MAIN STREET GRANT #7219012	42,886.45	0.00	0.00	0.00	0.00	0.00	0.00
083 - CRIMINAL JUSTICE DIVISION OF GOVERNOR GRANT	0.00	0.00	0.00	2,524.75	2,524.75	2,524.75	0.00
084 - DEAAG/WWTP GRANT FUND	907,500.00	0.00	0.00	0.00	0.00	0.00	0.00
087 - SOLID WASTE-CAP PROJECTS	0.00	0.00	65,000.00	65,000.00	48,750.00	65,000.00	0.00
090 - LANDFILL CLOSURE FUND	96,472.00	96,114.12	95,758.15	95,758.15	71,818.62	95,758.15	95,402.17
091 - GF CAPITAL PROJECTS	0.00	307.12	0.00	0.00	0.00	0.00	0.00
092 - STREET FUND	0.00	29,017.21	0.00	0.00	0.00	0.00	0.00
093 - PARK MAINTENANCE FUND	25,000.00	25,000.00	25,000.00	25,000.00	18,750.00	25,000.00	25,000.00
097 - VEHICLE REPLACEMENT - FIRE FUND	0.00	0.00	45,000.00	45,000.00	33,750.00	45,000.00	45,000.00
098 - ECONOMIC DEVELOPMENT FUND	208,980.75	270,000.00	251,000.00	251,000.00	188,250.00	251,000.00	251,000.00
100 - SAFE ROUTES TO SCHOOL GRANT	77,602.00	0.00	200,000.00	200,000.00	200,000.00	200,000.00	0.00
101 - TX CDBG MAIN STREET #7219192	0.00	1,059.75	0.00	0.00	0.00	0.00	0.00
103 - COVID-19 CARES Act Fund	21,748.58	0.00	0.00	0.00	0.00	0.00	0.00
105 - VEHICLE REPLACEMENT - POLICE FUND	10,000.00	10,000.00	10,000.00	10,000.00	7,500.00	10,000.00	10,000.00
106 - VEHICLE REPLACEMENT FLEET MGMT FUND-PW UF	15,261.31	10,000.00	99,642.00	99,642.00	74,731.50	99,642.00	100,000.00
107 - ASSISTANCE TO FIREFIGHTERS GRANT	1,869.73	0.00	0.00	0.00	0.00	0.00	0.00
108 - PATRICK LEAHY BULLETPROOF VEST PARTNERSHIP FUN	4,585.00	9,585.00	0.00	6,796.23	5,097.18	6,796.23	0.00
110 - KINGSVILLE PD ENHANCEMENT BWC FUND	20,665.00	0.00	0.00	0.00	0.00	0.00	0.00
113 - CITYWIDE WASTEWATER COLLECTION SYSTEM IMPROV	0.00	73,668.00	0.00	0.00	0.00	0.00	0.00
114 - SWB Rural & Tribal Assist. Grant #2019-MU-BX-K002	13,325.00	0.00	0.00	0.00	0.00	0.00	0.00
115 - TAX NOTES SERIES 2021	53,470.00	0.00	30,000.00	30,000.00	22,500.00	30,000.00	0.00
116 - DRAINAGE MASTER PLAN-LOC 7 IMPROV-PROJ #40135	44,000.00	754,000.00	0.00	0.00	0.00	0.00	0.00
117 - DRAINAGE MASTER PLAN-LOC 1 IMPROV-PROJ #40142	44,000.00	754,000.00	0.00	0.00	0.00	0.00	0.00
118 - DRAINAGE MASTER PLAN-LOC 3 IMPROV-PROJ #40143	44,000.00	811,000.00	0.00	0.00	0.00	0.00	0.00
119 - DRAINAGE MASTER PLAN-LOC 4 IMPROV-PROJ #40144	44,000.00	1,039,000.00	0.00	0.00	0.00	0.00	0.00

121 - GF-ARP STATE & LOCAL FISCAL RECOVERY FUNDS	0.00	0.00	0.00	1,739,923.20	940,036.35	1,739,923.20	0.00
122 - GENERAL LAND OFFICE HURR. HARVEY MITIGATION GR	0.00	366,787.00	0.00	0.00	0.00	0.00	0.00
126 - GF TAX NOTES SERIES 2022	0.00	202,263.00	0.00	0.00	0.00	0.00	0.00
127 - UF TAX NOTES SERIES 2022	0.00	708,148.42	0.00	0.00	0.00	0.00	0.00
128 - DRAINAGE MASTER PLAN-LOC 8 IMPROV-PROJ #40192	0.00	614.00	0.00	0.00	0.00	0.00	0.00
129 - TX SEVERE WINTER STORM GRANT-MOBILE GENERATO	0.00	0.00	35,456.00	35,456.00	0.00	0.00	0.00
130 - TX SEVERE WINTER STORM GRANT-BACKUP GENERATC	0.00	0.00	68,894.00	68,894.00	51,670.50	68,894.00	106,106.00
138 - HEALTH INSURANCE FUND	68,005.00	0.00	0.00	0.00	0.00	0.00	0.00
139 - VEHICLE REPLACEMENT PULIC WORKS-GF	0.00	0.00	35,261.31	35,261.31	26,445.99	35,261.31	10,000.00
202 - TOURISM - FACADE GRANTS PROGRAM FUND	30,000.00	0.00	0.00	0.00	0.00	0.00	0.00
206 - CHAMBERLAIN PARK PROJECT	0.00	0.00	0.00	0.00	0.00	0.00	57,767.59
207 - CJD BODY WORN CAMERA GRANT	0.00	41,107.30	0.00	0.00	0.00	0.00	0.00
Report Total:	**6,536,415.72**	**9,732,698.61**	**5,068,569.66**	**6,864,764.88**	**4,767,282.09**	**6,841,880.68**	**5,057,740.71**

City of Kingsville, TX

Budget Worksheet FY 23-24

Account Summary

For Fiscal: 10/2022-09/2023 Period Ending: 09/30/2023

		2021 Total Activity	2022 Total Activity	2023 Original Budget	2023 Total Budget (Amended)	2023 YTD Activity	2023 Expected Annual	2024 City Manager Proposed
Fund: 001 - GENERAL FUND								
Category: 80 - Transfers Out								
001-5-6900-80002	Transfer To Fund 002	850.00	0.00	12,054.00	12,054.00	9,040.50	12,054.00	12,062.00
001-5-6900-80019	Transfer To Fund 019	0.00	0.00	0.00	426.12	319.59	426.12	
001-5-6900-80026	Transfer To Fund 026	9,839.00	11,092.52	10,350.00	10,350.00	7,762.50	10,350.00	10,676.00
001-5-6900-80051	Transfer to Fund 051	331,308.00	208,403.00	92,705.00	92,705.00	69,528.75	92,705.00	89,964.00
001-5-6900-80059	Transfer to Fund 059	0.00	0.00	0.00	12.42	181.10	181.10	
001-5-6900-80069	Transfer to Fund 069	42,886.45	0.00	0.00	0.00	0.00		
001-5-6900-80083	Transfer To Fund 083	0.00	0.00	0.00	2,524.75	2,524.75	2,524.75	
001-5-6900-80087	Transfer to Fund 087	0.00	0.00	65,000.00	65,000.00	48,750.00	65,000.00	
001-5-6900-80093	Transfer To Fund 093	25,000.00	25,000.00	25,000.00	50,000.00	18,750.00	25,000.00	25,000.00
001-5-6900-80097	Transfer To Fund 097	0.00	0.00	45,000.00	45,000.00	33,750.00	45,000.00	45,000.00
001-5-6900-80098	Transfer To Fund 098	208,980.75	270,000.00	251,000.00	251,000.00	188,250.00	251,000.00	251,000.00
001-5-6900-80100	Transfer to Fund 100	20,694.00	0.00	0.00	0.00	0.00		
001-5-6900-80101	Transfer to Fund 101	0.00	1,059.75	0.00	0.00	0.00		
001-5-6900-80103	Transfer to Fund 103	21,748.58	0.00	0.00	0.00	0.00		
001-5-6900-80105	Transfer to Fund 105	10,000.00	10,000.00	10,000.00	10,000.00	7,500.00	10,000.00	10,000.00
001-5-6900-80106	Transfer to Fund 106	10,000.00	10,000.00	10,000.00	10,000.00	7,500.00	10,000.00	
001-5-6900-80107	Transfer to Fund 107	1,869.73	0.00	0.00	0.00	0.00		
001-5-6900-80108	Transfer to Fund 108	4,585.00	9,585.00	0.00	6,796.23	5,097.18	6,796.23	
001-5-6900-80110	Transfer to Fund 110	20,665.00	0.00	0.00	0.00	0.00		
001-5-6900-80114	Transfer to Fund 114	13,325.00	0.00	0.00	0.00	0.00		
001-5-6900-80115	Transfer to Fund 115	53,470.00	0.00	0.00	0.00	0.00		
001-5-6900-80126	Transfer to Fund 126	0.00	125,301.00	0.00	0.00	0.00		
001-5-6900-80138	Transfer to Fund 138	53,547.00	0.00	0.00	0.00	0.00		
001-5-6900-80139	Transfer to Fund 139	0.00	0.00	0.00	0.00	0.00		10,000.00
001-5-6900-80206	Transfers to Fund 206	0.00	0.00	0.00	0.00	0.00		34,856.12

		2021 Total Activity	2022 Total Activity	2023 Original Budget	2023 Total Budget (Amended)	2023 YTD Activity	2023 Expected Annual	2024 City Manager Proposed
001-5-6900-80207	Transfer to Fund 207	0.00	41,107.30	0.00	0.00	0.00		
	Category: 80 - Transfers Out Total:	**828,768.51**	**711,548.57**	**521,109.00**	**555,868.52**	**398,954.37**	**531,037.20**	**488,558.12**
	Fund: 001 - GENERAL FUND Total:	**828,768.51**	**711,548.57**	**521,109.00**	**555,868.52**	**398,954.37**	**531,037.20**	**488,558.12**
Fund: 002 - TOURISM FUND								
Category: 80 - Transfers Out								
002-5-6900-80001	Transfer To Fund 001	58,005.00	35,000.00	35,000.00	35,000.00	26,250.00	35,000.00	35,000.00
002-5-6900-80138	Transfer to Fund 138	291.00	0.00	0.00	0.00	0.00		
002-5-6900-80202	Transfer To Fund 202	30,000.00	0.00	0.00	0.00	0.00		
	Category: 80 - Transfers Out Total:	**88,296.00**	**35,000.00**	**35,000.00**	**35,000.00**	**26,250.00**	**35,000.00**	**35,000.00**
	Fund: 002 - TOURISM FUND Total:	**88,296.00**	**35,000.00**	**35,000.00**	**35,000.00**	**26,250.00**	**35,000.00**	**35,000.00**
Fund: 012 - UF DEBT SERVICE FUND								
Category: 80 - Transfers Out								
012-5-6900-80116	Transfer to Fund 116	0.00	754,000.00	0.00	0.00	0.00		
012-5-6900-80117	Transfer to Fund 117	0.00	754,000.00	0.00	0.00	0.00		
012-5-6900-80118	Transfer to Fund 118	0.00	811,000.00	0.00	0.00	0.00		
012-5-6900-80119	Transfer to Fund 119	0.00	1,653,644.66	0.00	0.00	0.00		
	Category: 80 - Transfers Out Total:	**0.00**	**3,972,644.66**	**0.00**	**0.00**	**0.00**	**0.00**	**0.00**
	Fund: 012 - UF DEBT SERVICE FUND Total:	**0.00**	**3,972,644.66**	**0.00**	**0.00**	**0.00**	**0.00**	**0.00**
Fund: 013 - TEXAS HISTORICAL FUND								
Category: 80 - Transfers Out								
013-5-6900-80001	Transfer to Fund 001	56.76	0.00	0.00	0.00	0.00		
	Category: 80 - Transfers Out Total:	**56.76**	**0.00**	**0.00**	**0.00**	**0.00**	**0.00**	**0.00**
	Fund: 013 - TEXAS HISTORICAL FUND Total:	**56.76**	**0.00**	**0.00**	**0.00**	**0.00**	**0.00**	**0.00**
Fund: 026 - GOLF COURSE CAPITAL MAINTENANCE FUND								
Category: 80 - Transfers Out								
026-5-6900-80001	Transfer to Fund 001	5,416.16	0.00	0.00	0.00	0.00		
	Category: 80 - Transfers Out Total:	**5,416.16**	**0.00**	**0.00**	**0.00**	**0.00**	**0.00**	**0.00**
	Fund: 026 - GOLF COURSE CAPITAL MAINTENANCE FUND Total:	**5,416.16**	**0.00**	**0.00**	**0.00**	**0.00**	**0.00**	**0.00**
Fund: 030 - RED RIBBON DRUG AWARENESS								
Category: 80 - Transfers Out								
030-5-6900-80001	Transfer to Fund 001	58.26	0.00	0.00	0.00	0.00		
	Category: 80 - Transfers Out Total:	**58.26**	**0.00**	**0.00**	**0.00**	**0.00**	**0.00**	**0.00**
	Fund: 030 - RED RIBBON DRUG AWARENESS Total:	**58.26**	**0.00**	**0.00**	**0.00**	**0.00**	**0.00**	**0.00**

		2021 Total Activity	2022 Total Activity	2023 Original Budget	2023 Total Budget (Amended)	2023 YTD Activity	2023 Expected Annual	2024 City Manager Proposed
Fund: 033 - CO SERIES 2016 - GENERAL								
Category: 80 - Transfers Out								
033-5-6900-80091	Transfer to Fund 091	0.00	307.12	0.00	0.00	0.00		
033-5-6900-80206	Transfers to Fund 206	0.00	0.00	0.00	0.00	0.00		22,911.47
	Category: 80 - Transfers Out Total:	**0.00**	**307.12**	**0.00**	**0.00**	**0.00**	**0.00**	**22,911.47**
	Fund: 033 - CO SERIES 2016 - GENERAL Total:	**0.00**	**307.12**	**0.00**	**0.00**	**0.00**	**0.00**	**22,911.47**
Fund: 039 - CO SERIES 2002-2002A-GEN								
Category: 80 - Transfers Out								
039-5-6900-80106	Transfer to Fund 106	5,261.31	0.00	0.00	0.00	0.00		
	Category: 80 - Transfers Out Total:	**5,261.31**	**0.00**	**0.00**	**0.00**	**0.00**	**0.00**	**0.00**
	Fund: 039 - CO SERIES 2002-2002A-GEN Total:	**5,261.31**	**0.00**	**0.00**	**0.00**	**0.00**	**0.00**	**0.00**
Fund: 051 - UTILITY FUND								
Category: 80 - Transfers Out								
051-5-6900-80001	Transfer To Fund 001	1,350,000.00	1,350,000.00	1,485,000.00	1,485,000.00	1,113,750.00	1,485,000.00	1,485,000.00
051-5-6900-80012	Transfer To Fund 012	1,395,446.00	1,618,993.00	1,753,552.24	1,800,064.74	1,315,164.18	1,800,064.74	2,125,563.00
051-5-6900-80054	Transfer To Fund 054	210,136.31	489,066.80	0.00	0.00	0.00		62,000.00
051-5-6900-80066	Transfer to Fund 066	82,905.01	0.00	0.00	0.00	0.00		
051-5-6900-80084	Transfer to Fund 084	907,500.00	0.00	0.00	0.00	0.00		
051-5-6900-80100	Transfer to Fund 100	56,908.00	0.00	0.00	0.00	0.00		
051-5-6900-80106	Transfer to Fund 106	0.00	0.00	89,642.00	89,642.00	67,231.50	89,642.00	100,000.00
051-5-6900-80127	Transfer to Fund 127	0.00	93,503.76	0.00	0.00	0.00		
051-5-6900-80128	Transfer to Fund 128	0.00	614.00	0.00	0.00	0.00		
051-5-6900-80138	Transfer to Fund 138	13,781.00	0.00	0.00	0.00	0.00		
	Category: 80 - Transfers Out Total:	**4,016,676.32**	**3,552,177.56**	**3,328,194.24**	**3,374,706.74**	**2,496,145.68**	**3,374,706.74**	**3,772,563.00**
	Fund: 051 - UTILITY FUND Total:	**4,016,676.32**	**3,552,177.56**	**3,328,194.24**	**3,374,706.74**	**2,496,145.68**	**3,374,706.74**	**3,772,563.00**
Fund: 054 - UF CAPITAL PROJECTS								
Category: 80 - Transfers Out								
054-5-6900-80051	Transfer To Fund 051	746,336.20	0.00	0.00	0.00	0.00		
054-5-6900-80066	Transfer to Fund 066	0.00	21,766.00	0.00	0.00	0.00		
054-5-6900-80129	Transfer to Fund 129	0.00	0.00	35,456.00	35,456.00	0.00		
054-5-6900-80130	Transfer to Fund 130	0.00	0.00	68,894.00	68,894.00	51,670.50	68,894.00	106,106.00
	Category: 80 - Transfers Out Total:	**746,336.20**	**21,766.00**	**104,350.00**	**104,350.00**	**51,670.50**	**68,894.00**	**106,106.00**
	Fund: 054 - UF CAPITAL PROJECTS Total:	**746,336.20**	**21,766.00**	**104,350.00**	**104,350.00**	**51,670.50**	**68,894.00**	**106,106.00**

		2021 Total Activity	2022 Total Activity	2023 Original Budget	2023 Total Budget (Amended)	2023 YTD Activity	2023 Expected Annual	2024 City Manager Proposed
Fund: 055 - STORMWATER DRAIN CAP PROJ								
Category: 80 - Transfers Out								
055-5-6900-80012	Transfer To Fund 012	292,800.00	111,000.00	125,000.00	125,000.00	93,750.00	125,000.00	125,000.00
	Category: 80 - Transfers Out Total:	**292,800.00**	**111,000.00**	**125,000.00**	**125,000.00**	**93,750.00**	**125,000.00**	**125,000.00**
	Fund: 055 - STORMWATER DRAIN CAP PROJ Total:	**292,800.00**	**111,000.00**	**125,000.00**	**125,000.00**	**93,750.00**	**125,000.00**	**125,000.00**
Fund: 062 - CO SERIES 2005 - UTILITY								
Category: 80 - Transfers Out								
062-5-6900-80051	Transfer to Fund 051	1,137.58	0.00	0.00	0.00	0.00		
	Category: 80 - Transfers Out Total:	**1,137.58**	**0.00**	**0.00**	**0.00**	**0.00**	**0.00**	**0.00**
	Fund: 062 - CO SERIES 2005 - UTILITY Total:	**1,137.58**	**0.00**	**0.00**	**0.00**	**0.00**	**0.00**	**0.00**
Fund: 067 - CO 2013 - GF STREET PROJS								
Category: 80 - Transfers Out								
067-5-6900-80092	Transfer To Fund 092	0.00	29,017.21	0.00	0.00	0.00		
	Category: 80 - Transfers Out Total:	**0.00**	**29,017.21**	**0.00**	**0.00**	**0.00**	**0.00**	**0.00**
	Fund: 067 - CO 2013 - GF STREET PROJS Total:	**0.00**	**29,017.21**	**0.00**	**0.00**	**0.00**	**0.00**	**0.00**
Fund: 068 - CO SERIES 2013- DRAINAGE								
Category: 80 - Transfers Out								
068-5-6900-80100	Transfer to Fund 100	0.00	0.00	200,000.00	200,000.00	200,000.00	200,000.00	
068-5-6900-80113	Transfer to Fund 113	0.00	73,668.00	0.00	0.00	0.00		
068-5-6900-80116	Transfer to Fund 116	44,000.00	0.00	0.00	0.00	0.00		
068-5-6900-80117	Transfer to Fund 117	44,000.00	0.00	0.00	0.00	0.00		
068-5-6900-80118	Transfer to Fund 118	44,000.00	0.00	0.00	0.00	0.00		
068-5-6900-80119	Transfer to Fund 119	44,000.00	0.00	0.00	0.00	0.00		
068-5-6900-80122	Transfer to Fund 122	0.00	366,787.00	0.00	0.00	0.00		
	Category: 80 - Transfers Out Total:	**176,000.00**	**440,455.00**	**200,000.00**	**200,000.00**	**200,000.00**	**200,000.00**	**0.00**
	Fund: 068 - CO SERIES 2013- DRAINAGE Total:	**176,000.00**	**440,455.00**	**200,000.00**	**200,000.00**	**200,000.00**	**200,000.00**	**0.00**
Fund: 084 - DEAAG/WWTP GRANT FUND								
Category: 80 - Transfers Out								
084-5-6900-80051	Transfer to Fund 051	0.00	400,000.00	0.00	0.00	0.00		
	Category: 80 - Transfers Out Total:	**0.00**	**400,000.00**	**0.00**	**0.00**	**0.00**	**0.00**	**0.00**
	Fund: 084 - DEAAG/WWTP GRANT FUND Total:	**0.00**	**400,000.00**	**0.00**	**0.00**	**0.00**	**0.00**	**0.00**
Fund: 086 - TX CDBG Grant #7218269								
Category: 80 - Transfers Out								
086-5-6900-80051	Transfer to Fund 051	0.00	645.33	0.00	0.00	0.00		

		2021 Total Activity	2022 Total Activity	2023 Original Budget	2023 Total Budget (Amended)	2023 YTD Activity	2023 Expected Annual	2024 City Manager Proposed
086-5-6900-80054	Transfer to Fund 054	0.00	3,825.00	0.00	0.00	0.00		
	Category: 80 - Transfers Out Total:	**0.00**	**4,470.33**	**0.00**	**0.00**	**0.00**	**0.00**	**0.00**
	Fund: 086 - TX CDBG Grant #7218269 Total:	**0.00**	**4,470.33**	**0.00**	**0.00**	**0.00**	**0.00**	**0.00**
Fund: 087 - SOLID WASTE-CAP PROJECTS								
Category: 80 - Transfers Out								
087-5-6900-80001	Transfer To Fund 001	68,309.00	87,707.00	0.00	0.00	0.00		
087-5-6900-80011	Transfer To Fund 011	48,029.00	38,529.04	201,571.00	201,571.00	151,178.25	201,571.00	202,700.00
087-5-6900-80090	Transfer To Fund 090	96,472.00	96,114.12	95,758.15	95,758.15	71,818.62	95,758.15	95,402.17
087-5-6900-80126	Transfer to Fund 126	0.00	76,962.00	0.00	0.00	0.00		
	Category: 80 - Transfers Out Total:	**212,810.00**	**299,312.16**	**297,329.15**	**297,329.15**	**222,996.87**	**297,329.15**	**298,102.17**
	Fund: 087 - SOLID WASTE-CAP PROJECTS Total:	**212,810.00**	**299,312.16**	**297,329.15**	**297,329.15**	**222,996.87**	**297,329.15**	**298,102.17**
Fund: 091 - GF CAPITAL PROJECTS								
Category: 80 - Transfers Out								
091-5-6900-80001	Transfer To Fund 001	64.58	0.00	2,494.02	2,494.02	1,572.14	1,572.14	
	Category: 80 - Transfers Out Total:	**64.58**	**0.00**	**2,494.02**	**2,494.02**	**1,572.14**	**1,572.14**	**0.00**
	Fund: 091 - GF CAPITAL PROJECTS Total:	**64.58**	**0.00**	**2,494.02**	**2,494.02**	**1,572.14**	**1,572.14**	**0.00**
Fund: 092 - STREET FUND								
Category: 80 - Transfers Out								
092-5-6900-80001	Transfer To Fund 001	150,000.00	150,000.00	150,000.00	150,000.00	112,500.00	150,000.00	150,000.00
	Category: 80 - Transfers Out Total:	**150,000.00**	**150,000.00**	**150,000.00**	**150,000.00**	**112,500.00**	**150,000.00**	**150,000.00**
	Fund: 092 - STREET FUND Total:	**150,000.00**	**150,000.00**	**150,000.00**	**150,000.00**	**112,500.00**	**150,000.00**	**150,000.00**
Fund: 095 - NATIONAL TRUST FOR HISTORICAL PRESERVATION GRANT								
Category: 80 - Transfers Out								
095-5-6900-80001	Transfer to Fund 001	0.00	5,000.00	0.00	0.00	0.00		
	Category: 80 - Transfers Out Total:	**0.00**	**5,000.00**	**0.00**	**0.00**	**0.00**	**0.00**	**0.00**
	Fund: 095 - NATIONAL TRUST FOR HISTORICAL PRESERVATION GRA...	**0.00**	**5,000.00**	**0.00**	**0.00**	**0.00**	**0.00**	**0.00**
Fund: 097 - VEHICLE REPLACEMENT - FIRE FUND								
Category: 80 - Transfers Out								
097-5-6900-80001	Transfer to Fund 001	12,348.04	0.00	0.00	0.00	0.00		
	Category: 80 - Transfers Out Total:	**12,348.04**	**0.00**	**0.00**	**0.00**	**0.00**	**0.00**	**0.00**
	Fund: 097 - VEHICLE REPLACEMENT - FIRE FUND Total:	**12,348.04**	**0.00**	**0.00**	**0.00**	**0.00**	**0.00**	**0.00**

		2021 Total Activity	2022 Total Activity	2023 Original Budget	2023 Total Budget (Amended)	2023 YTD Activity	2023 Expected Annual	2024 City Manager Proposed
Fund: 098 - ECONOMIC DEVELOPMENT FUND								
Category: 80 - Transfers Out								
098-5-6900-80138	Transfer to Fund 138	386.00	0.00	0.00	0.00	0.00		
	Category: 80 - Transfers Out Total:	**386.00**	**0.00**	**0.00**	**0.00**	**0.00**	**0.00**	**0.00**
	Fund: 098 - ECONOMIC DEVELOPMENT FUND Total:	**386.00**	**0.00**	**0.00**	**0.00**	**0.00**	**0.00**	**0.00**
Fund: 105 - VEHICLE REPLACEMENT - POLICE FUND								
Category: 80 - Transfers Out								
105-5-6900-80115	Transfer to Fund 115	0.00	0.00	30,000.00	30,000.00	22,500.00	30,000.00	
	Category: 80 - Transfers Out Total:	**0.00**	**0.00**	**30,000.00**	**30,000.00**	**22,500.00**	**30,000.00**	**0.00**
	Fund: 105 - VEHICLE REPLACEMENT - POLICE FUND Total:	**0.00**	**0.00**	**30,000.00**	**30,000.00**	**22,500.00**	**30,000.00**	**0.00**
Fund: 106 - VEHICLE REPLACEMENT FLEET MGMT FUND-PW UF								
Category: 80 - Transfers Out								
106-5-6900-80139	Transfer to Fund 139	0.00	0.00	35,261.31	35,261.31	26,445.99	35,261.31	
	Category: 80 - Transfers Out Total:	**0.00**	**0.00**	**35,261.31**	**35,261.31**	**26,445.99**	**35,261.31**	**0.00**
	Fund: 106 - VEHICLE REPLACEMENT FLEET MGMT FUND-PW UF Total:	**0.00**	**0.00**	**35,261.31**	**35,261.31**	**26,445.99**	**35,261.31**	**0.00**
Fund: 107 - ASSISTANCE TO FIREFIGHTERS GRANT								
Category: 80 - Transfers Out								
107-5-6900-80001	Transfer to Fund 001	0.00	0.00	1,869.73	1,869.73	1,402.29	1,869.73	
	Category: 80 - Transfers Out Total:	**0.00**	**0.00**	**1,869.73**	**1,869.73**	**1,402.29**	**1,869.73**	**0.00**
	Fund: 107 - ASSISTANCE TO FIREFIGHTERS GRANT Total:	**0.00**	**0.00**	**1,869.73**	**1,869.73**	**1,402.29**	**1,869.73**	**0.00**
Fund: 114 - SWB Rural & Tribal Assist. Grant #2019-MU-BX-K002								
Category: 80 - Transfers Out								
114-5-6900-80001	Transfer to Fund 001	0.00	0.00	0.00	0.00	13,325.00	13,325.00	
	Category: 80 - Transfers Out Total:	**0.00**	**0.00**	**0.00**	**0.00**	**13,325.00**	**13,325.00**	**0.00**
Fund: 114 - SWB Rural & Tribal Assist. Grant #2019-MU-BX-K002 Tota..		**0.00**	**0.00**	**0.00**	**0.00**	**13,325.00**	**13,325.00**	**0.00**
Fund: 115 - TAX NOTES SERIES 2021								
Category: 80 - Transfers Out								
115-5-6900-80001	Transfer to Fund 001	0.00	0.00	24,985.00	24,985.00	0.00	24,985.00	385.14
	Category: 80 - Transfers Out Total:	**0.00**	**0.00**	**24,985.00**	**24,985.00**	**0.00**	**24,985.00**	**385.14**
	Fund: 115 - TAX NOTES SERIES 2021 Total:	**0.00**	**0.00**	**24,985.00**	**24,985.00**	**0.00**	**24,985.00**	**385.14**

		2021 Total Activity	2022 Total Activity	2023 Original Budget	2023 Total Budget (Amended)	2023 YTD Activity	2023 Expected Annual	2024 City Manager Proposed
Fund: 125 - UF-ARP STATE & LOCAL FISCAL RECOVERY								
Category: 80 - Transfers Out								
125-5-6900-80121	Transfer to Fund 121	0.00	0.00	0.00	1,739,923.20	940,036.35	1,739,923.20	
	Category: 80 - Transfers Out Total:	**0.00**	**0.00**	**0.00**	**1,739,923.20**	**940,036.35**	**1,739,923.20**	**0.00**
	Fund: 125 - UF-ARP STATE & LOCAL FISCAL RECOVERY Total:	**0.00**	**0.00**	**0.00**	**1,739,923.20**	**940,036.35**	**1,739,923.20**	**0.00**
Fund: 126 - GF TAX NOTES SERIES 2022								
Category: 80 - Transfers Out								
126-5-6900-80001	Transfer to Fund 001	0.00	0.00	119,453.45	119,453.45	89,590.08	119,453.45	
	Category: 80 - Transfers Out Total:	**0.00**	**0.00**	**119,453.45**	**119,453.45**	**89,590.08**	**119,453.45**	**0.00**
	Fund: 126 - GF TAX NOTES SERIES 2022 Total:	**0.00**	**0.00**	**119,453.45**	**119,453.45**	**89,590.08**	**119,453.45**	**0.00**
Fund: 127 - UF TAX NOTES SERIES 2022								
Category: 80 - Transfers Out								
127-5-6900-80012	Transfer to Fund 012	0.00	0.00	93,523.76	93,523.76	70,142.82	93,523.76	
	Category: 80 - Transfers Out Total:	**0.00**	**0.00**	**93,523.76**	**93,523.76**	**70,142.82**	**93,523.76**	**0.00**
	Fund: 127 - UF TAX NOTES SERIES 2022 Total:	**0.00**	**0.00**	**93,523.76**	**93,523.76**	**70,142.82**	**93,523.76**	**0.00**
Fund: 202 - TOURISM - FACADE GRANTS PROGRAM FUND								
Category: 80 - Transfers Out								
202-5-6900-80002	Transfer to Fund 002	0.00	0.00	0.00	0.00	0.00		59,114.81
	Category: 80 - Transfers Out Total:	**0.00**	**0.00**	**0.00**	**0.00**	**0.00**	**0.00**	**59,114.81**
	Fund: 202 - TOURISM - FACADE GRANTS PROGRAM FUND Total:	**0.00**	**0.00**	**0.00**	**0.00**	**0.00**	**0.00**	**59,114.81**
	Report Total:	**6,536,415.72**	**9,732,698.61**	**5,068,569.66**	**6,889,764.88**	**4,767,282.09**	**6,841,880.68**	**5,057,740.71**

Fund Summary

Fund	2021 Total Activity	2022 Total Activity	2023 Original Budget	2023 Total Budget	2023 YTD Activity	Defined Budgets 2023 Expected Annual	2024 City Manager Proposed
001 - GENERAL FUND	828,768.51	711,548.57	521,109.00	555,868.52	398,954.37	531,037.20	488,558.12
002 - TOURISM FUND	88,296.00	35,000.00	35,000.00	35,000.00	26,250.00	35,000.00	35,000.00
012 - UF DEBT SERVICE FUND	0.00	3,972,644.66	0.00	0.00	0.00	0.00	0.00
013 - TEXAS HISTORICAL FUND	56.76	0.00	0.00	0.00	0.00	0.00	0.00
026 - GOLF COURSE CAPITAL MAINTENANCE FUND	5,416.16	0.00	0.00	0.00	0.00	0.00	0.00
030 - RED RIBBON DRUG AWARENESS	58.26	0.00	0.00	0.00	0.00	0.00	0.00
033 - CO SERIES 2016 - GENERAL	0.00	307.12	0.00	0.00	0.00	0.00	22,911.47
039 - CO SERIES 2002-2002A-GEN	5,261.31	0.00	0.00	0.00	0.00	0.00	0.00
051 - UTILITY FUND	4,016,676.32	3,552,177.56	3,328,194.24	3,374,706.74	2,496,145.68	3,374,706.74	3,772,563.00
054 - UF CAPITAL PROJECTS	746,336.20	21,766.00	104,350.00	104,350.00	51,670.50	68,894.00	106,106.00
055 - STORMWATER DRAIN CAP PROJ	292,800.00	111,000.00	125,000.00	125,000.00	93,750.00	125,000.00	125,000.00
062 - CO SERIES 2005 - UTILITY	1,137.58	0.00	0.00	0.00	0.00	0.00	0.00
067 - CO 2013 - GF STREET PROJS	0.00	29,017.21	0.00	0.00	0.00	0.00	0.00
068 - CO SERIES 2013- DRAINAGE	176,000.00	440,455.00	200,000.00	200,000.00	200,000.00	200,000.00	0.00
084 - DEAAG/WWTP GRANT FUND	0.00	400,000.00	0.00	0.00	0.00	0.00	0.00
086 - TX CDBG Grant #7218269	0.00	4,470.33	0.00	0.00	0.00	0.00	0.00
087 - SOLID WASTE-CAP PROJECTS	212,810.00	299,312.16	297,329.15	297,329.15	222,996.87	297,329.15	298,102.17
091 - GF CAPITAL PROJECTS	64.58	0.00	2,494.02	2,494.02	1,572.14	1,572.14	0.00
092 - STREET FUND	150,000.00	150,000.00	150,000.00	150,000.00	112,500.00	150,000.00	150,000.00
095 - NATIONAL TRUST FOR HISTORICAL PRESERVATION GRA	0.00	5,000.00	0.00	0.00	0.00	0.00	0.00
097 - VEHICLE REPLACEMENT - FIRE FUND	12,348.04	0.00	0.00	0.00	0.00	0.00	0.00
098 - ECONOMIC DEVELOPMENT FUND	386.00	0.00	0.00	0.00	0.00	0.00	0.00
105 - VEHICLE REPLACEMENT - POLICE FUND	0.00	0.00	30,000.00	30,000.00	22,500.00	30,000.00	0.00
106 - VEHICLE REPLACEMENT FLEET MGMT FUND-PW UF	0.00	0.00	35,261.31	35,261.31	26,445.99	35,261.31	0.00
107 - ASSISTANCE TO FIREFIGHTERS GRANT	0.00	0.00	1,869.73	1,869.73	1,402.29	1,869.73	0.00
114 - SWB Rural & Tribal Assist. Grant #2019-MU-BX-K002	0.00	0.00	0.00	0.00	13,325.00	13,325.00	0.00
115 - TAX NOTES SERIES 2021	0.00	0.00	24,985.00	24,985.00	0.00	24,985.00	385.14
125 - UF-ARP STATE & LOCAL FISCAL RECOVERY	0.00	0.00	0.00	1,739,923.20	940,036.35	1,739,923.20	0.00
126 - GF TAX NOTES SERIES 2022	0.00	0.00	119,453.45	119,453.45	89,590.08	119,453.45	0.00
127 - UF TAX NOTES SERIES 2022	0.00	0.00	93,523.76	93,523.76	70,142.82	93,523.76	0.00
202 - TOURISM - FACADE GRANTS PROGRAM FUND	0.00	0.00	0.00	0.00	0.00	0.00	59,114.81
Report Total:	**6,536,415.72**	**9,732,698.61**	**5,068,569.66**	**6,889,764.88**	**4,767,282.09**	**6,841,880.68**	**5,057,740.71**

POSITION SUMMARY BY FUND & DEPARTMENT

CITY OF KINGSVILLE
POSITION SUMMARY BY FUND/DEPARTMENT FY 2023-2024

Department	Position Title	#FT	#PT (29 hrs per week)	#PT (19 hrs per week)	# Temp Seasonal	Total
	001 - General Fund					
1000-City Commission	Mayor	1				
	Commissioner	4				5
1010-City Manager	City Manager	1				
	City Secretary	1				2
1100-Human Resources	Human Resources Director	1				
	Risk Manager *(Previous 1)*	0				
	Human Resource Specialist *(Previous 2)*	4				5
1400-Legal	City Attorney	1				
	Paralegal	1				2
1600-Planning & Development Services						
1601-Development Services	Planning & Development Svcs Director	1				
	Senior Planner/Historic Preservation Officer (HI	1				
	Administrative Assistant II	1				3
1602-Permits	Building Official	1				
	Administrative Assistant I	1				2
1603-Code Compliance	Administrative Assistant I	1				
	Building Inspector	1				
	Code Compliance Inspector *(Previous 2)*	3				
	Equipment Operator I	2				
	Maintenance Workers				2	9
1700-Solid Waste Management						
1702-Sanitation Collection	Foreman	1				
	Equipment Operator III	1				
	Equipment Operator II	12				
	Recycling Technician	1				15
1703-Landfill	Supervisor	1				
	Foreman	1				
	Equipment Operator II	7				9

CITY OF KINGSVILLE
POSITION SUMMARY BY FUND/DEPARTMENT FY 2023-2024

Department	Position Title	#FT	#PT (29 hrs per week)	#PT (19 hrs per week)	# Temp Seasonal	Total
	001 - General Fund					
1800-Finance						
1801-Finance Administration	Finance Director	1				
	Accounting Manager	1				
	Purchasing & Facilities Manager	1				
	Accounts Payable Specialist	1				
	Accounting Assistant	3				
	Information Technology Manager	1				
	Systems Specialist moved	1				
	Help Desk	1				
	Administrative Assistant II	1				
	Payroll Specialist	1				12
1803-Municipal Court	Municipal Court Judge	1				
	Municipal Court Supervisor	1				
	Deputy Clerk	3		1		
						6
2100-Police						
2101-Police Administration	Chief of Police	1				
	Administrative Coordinator	1				
	Captain	1				
	Help Desk Technician	1				
	Information Technology Manager	1				5
2102-Police Uniform	Administrative Assistant I	1				
	Commander	1				
	Captain	4				
	Lieutenant	3				
	Police Officer	27				36
2103-Police Communications	Communications Supervisor	1				
	Lead Telecommunications Operator	4				
	Telecommunications Operator	11				16
2104-Police Criminal Investigations	Administrative Assistant I	1				
	Crime Scene Specialist	1				
	Evidence Clerk			1		
	Commander	1				
	Captain	1				
	Lieutenant	2				
	Police Officer	9				16
2106-Warrant Enforcement	Police Officer	1				1
2200-Fire	Fire Chief	1				
	Administrative Assistant II	1				
	Fire Marshal	1				
	Customer Service Representative II	1				
	Captain *(Previous 3)*	4				
	Lieutenant	3				
	Engineer	6				
	Firefighter *(Previous 23)*	24				41

CITY OF KINGSVILLE
POSITION SUMMARY BY FUND/DEPARTMENT FY 2023-2024

Department	Position Title	#FT	#PT (29 hrs per week)	#PT (19 hrs per week)	# Temp Seasonal	Total
	001 - General Fund					
3000-Public Works Administration	Public Works Director	1				
	Administrative Assistant I	1				2
3030-Garage	Garage Supervisor	1				
	Inventory Clerk	1				
	Lead Maintenance Technician	1				
	Maintenance Technician	4				
	Welder/Fabricator	1				8
3050-Streets	Street Supervisor	1				
	Street Foreman	1				
	Street Equipment Operator III	1				
	Street Equipment Operator II	10				
	Maintenance Worker	6				19
4400-Health	Health Director	1				
	Administrative Assistant II	1				
	Animal Services Specialist	4				
	Intake & Placement Specialist	1				
	Health Inspector II	1				
	Health Inspector I	1				
	Animal Care Attendant	1				
	Kennel Attendant *(Previous 0)*	1				
	Kennel Attendant			2		13
4500-Parks & Recreation						
4501-Parks Administration	Parks & Recreation Director	1				
	Parks Maintenance Manager	1				
	Administrative Assistant II	1				3
4502-Golf Course Maintenance	Foreman	1				
	Equipment Operator I	1				
	Maintenance Worker	1		4		7
4512-Golf Course Pro Shop	Golf Course Superintendant	1				
	Pro Shop Attendant	1	1	1		4
4503-Parks Maintenance	Foreman	1				
	Equipment Operator I	2				
	Maintenance Worker	4	3			10
4513-Seasonal & Recreation	Recreational Coordinator	1				
	Seasonal Workers				30	31
	General Fund Totals	237	4	9	32	282
	002 - Tourism Fund					
1070-Tourism						
1071-Administration	Tourism Services Director	1				
	Administrative Assistant I			1		
	Special Events/Downtown Manager	1				
	Customer Service Representative I			1		
	Customer Services Representative II			1		
	PT Seasonal Workers				4	9
	Tourism Fund Totals	2	0	3	4	9

CITY OF KINGSVILLE
POSITION SUMMARY BY FUND/DEPARTMENT FY 2023-2024

Department	Position Title	#FT	#PT (29 hrs per week)	#PT (19 hrs per week)	# Temp Seasonal	Total
	051 - Utility Fund					
6000-Water						
6001-Water Construction	Water Supervisor	1				
	Equipment Operator III	3				
	Equipment Operator II	3				
	Utility Worker	6				13
6002-Water Production	Water Production Supervisor	1				
	Wastewater/Water Operator	3				
	Maintenance Worker	1				5
6101-Grounds Maintenance	Equipment Operator II	1				
	Maintenance Worker	3				4
6200-Utility Billing						
6201-Collections	Collections Supervisor	1				
	Customer Billing Specialist I	1				
	Customer Billing Specialist II	1				
	Customer Service Representative II	3				
	Foreman - Meters	1				
	Meter Reader Technician	1				8
7000-Waste Water						
7001-Waste Water Plant	Waste Water Supervisor	1				
	Administrative Assistant II	1				
	Foreman	1				
	Lab Technician	1				
	Maintenance Technician	1				
	Plant Helper - *(New in FY 21-22)*	1				
	Pump Operator	1				
	Wastewater/Water Operator	2				9
7002-Waste Water South Plant	Wastewater/Water Operator	1				
	Plant Helper	1				2
7003-Sewer Construction	Foreman	1				
	Utility Worker	2				
	Equipment Operator II	3				
	Equipment Operator III	2				8
8000-Public Works	City Engineer	1				
8000-Engineering	Administrative Assistant II	1				
	Capital Improvements Manager	1				
	Engineer Assistant	2				
	Engineering Technician		1			
	GIS Technician	1				7
Note: General Fund will trasnfer in 50% of costs.						
8020-Facilities Maintenance	Maintenance Worker	2	2			
	Service Technician		1			5
Note: General Fund will transfer in 50% of costs.						
	Totals Utility Fund	57	4	0	0	61

CITY OF KINGSVILLE
POSITION SUMMARY BY FUND/DEPARTMENT FY 2023-2024

Department	Position Title	#FT	#PT (29 hrs per week)	#PT (19 hrs per week)	# Temp Seasonal	Total
	098 - Economic Development Fund					
1060-Economic Development						
1060-Economic Development	EDC Director	1				1
	Totals Economic Development Fund	1				1
	City of Kingsville Total Positions	297	8	12	36	353

CITY OF Kingsville TEXAS

City of Kingsville, TX

Consolidated Revenues - All Funds

Group Summary

For Fiscal: 10/2022-09/2023 Period Ending: 09/30/2023

Sourc...	2021 Total Activity	2022 Total Activity	2023 Original Budget	2023 Total Budget (Amended)	2023 YTD Activity	Defined Budgets: 2023 Expected Annual	Defined Budgets: 2024 City Manager Proposed
11110 - Current Taxes	1,293,551.21	1,549,971.76	1,679,776.00	1,679,776.00	1,589,572.52	1,625,875.53	1,951,777.00
11111 - Current Taxes-Real Property	5,967,062.68	6,341,424.08	6,525,170.00	6,525,170.00	6,312,457.19	6,483,578.77	6,834,849.00
12110 - Delinquent Tax	39,929.33	55,184.87	45,000.00	45,000.00	36,968.06	45,226.14	45,226.00
12111 - Delinquent Taxes-Real Property	158,278.14	232,898.64	195,000.00	195,000.00	151,464.14	191,596.84	201,977.00
13010 - Penalty and Interest	127,548.25	190,974.76	147,000.00	147,000.00	127,646.32	216,920.87	175,487.00
13110 - Late Rendition Penalty	6,546.35	7,374.11	8,000.00	8,000.00	5,566.21	6,980.16	6,981.00
14010 - In Lieu of Tax Pymnts-Celanese	100,000.00	100,000.00	100,000.00	100,000.00	0.00	100,000.00	100,000.00
14015 - In Lieu of Tax Pymnts-HsngAuth	7,959.13	4,761.08	4,600.00	4,600.00	4,265.65	4,700.00	4,600.00
21110 - City Sales Tax	5,704,000.16	6,279,433.91	5,825,000.00	5,825,000.00	4,267,072.78	6,661,191.00	6,625,000.00
21120 - Mixed Drink Tax	54,035.04	64,220.23	64,000.00	64,000.00	52,113.54	55,108.89	68,683.00
22210 - Electric Franchise	694,526.76	652,116.75	690,000.00	690,000.00	475,233.35	596,314.93	602,748.00
22220 - Telephone Franchise	52,802.03	48,747.21	52,000.00	52,000.00	33,956.65	45,298.50	45,300.00
22230 - Gas Franchise	82,869.84	92,800.74	80,000.00	80,000.00	59,100.81	67,320.96	80,000.00
22240 - Television Franchise	51,439.84	46,513.90	52,000.00	52,000.00	26,498.92	44,306.59	44,307.00
22500 - Hotel/Motel Tax	608,397.36	634,514.60	639,000.00	639,000.00	453,314.52	639,000.00	630,000.00
31110 - Plumbing Permits	10,733.17	18,396.10	18,500.00	18,500.00	10,451.49	11,500.00	11,500.00
31120 - Electric Permits	22,394.40	25,459.95	25,000.00	25,000.00	17,574.78	21,250.00	19,750.00
31130 - Building Permits	57,307.63	86,799.66	210,880.00	210,880.00	66,558.92	75,250.00	75,250.00
31140 - Moving Permits	455.00	721.20	500.00	500.00	972.80	973.00	500.00
31150 - Other Permits	0.00	0.00	0.00	0.00	66.00	70.00	15.00
31151 - Food Serv Establishment Permit	0.00	0.00	0.00	0.00	60.00	100.00	100.00
31154 - Mobile Unit Permit	0.00	175.00	175.00	175.00	0.00	0.00	0.00
31155 - Fire Prevention Permits	78,979.50	97,793.25	82,000.00	82,000.00	81,331.00	102,000.00	97,000.00
31157 - Temporary Food Event Permit	0.00	30.00	0.00	0.00	170.00	175.00	150.00
31160 - Mechanical Permits	6,539.73	14,196.60	11,000.00	11,000.00	17,079.61	22,000.00	20,360.00
31166 - Street Closure Permit - Small	200.00	0.00	700.00	700.00	0.00	0.00	0.00
31167 - Street Closure Permit - Large	0.00	0.00	100.00	100.00	0.00	0.00	0.00
31170 - Certificate of Occupancy	1,255.00	1,850.00	1,500.00	1,500.00	1,966.00	2,300.00	2,300.00
31171 - Mobile Home Units	610.00	610.00	500.00	500.00	0.00	0.00	0.00
31172 - Mobile Home Processing Fee	50.00	0.00	0.00	0.00	0.00	0.00	0.00
31180 - Plan Review	8,995.76	2,875.00	5,000.00	5,000.00	2,996.00	3,000.00	5,000.00
31185 - Economic Dev Agreement Fee	177.50	0.00	0.00	0.00	25.00	25.00	25.00
31190 - Sign Permits	940.68	525.00	500.00	500.00	250.00	500.00	500.00
31195 - Private Ambulance Permit	0.00	0.00	2,700.00	2,700.00	0.00	0.00	0.00
32210 - Amusement Licenses	45.00	45.00	50.00	50.00	0.00	50.00	50.00

Sourc...	2021 Total Activity	2022 Total Activity	2023 Original Budget	2023 Total Budget (Amended)	2023 YTD Activity	Defined Budgets 2023 Expected Annual	Defined Budgets 2024 City Manager Proposed
32220 - Beer & Liquor Licenses	8,005.00	8,005.00	8,000.00	8,000.00	5,082.50	5,100.00	5,000.00
32230 - Electrical Licenses	0.00	20.00	0.00	0.00	0.00	0.00	0.00
32240 - Contractors Licenses	30,125.00	33,430.00	34,000.00	34,000.00	24,800.00	27,500.00	28,500.00
32250 - Solicitor Licenses	625.00	200.00	200.00	200.00	100.00	100.00	75.00
32260 - Food Licenses	28,430.00	29,655.00	28,000.00	28,000.00	27,985.00	28,000.00	28,000.00
32270 - Other Licenses	125.00	0.00	0.00	0.00	0.00	0.00	0.00
41110 - Court Fines	542,503.22	455,124.55	509,000.00	509,000.00	407,317.76	460,660.00	470,700.00
41114 - Security Fees	14,447.00	11,784.00	13,000.00	13,000.00	11,303.20	11,500.93	13,350.00
41115 - Warrants	62,245.97	53,020.07	62,000.00	62,000.00	36,872.30	42,000.00	42,000.00
41116 - Technology Fee	12,716.20	10,265.04	11,000.00	11,000.00	9,585.61	9,732.68	11,489.00
41120 - Minor Fines	900.00	2,216.00	800.00	800.00	1,019.00	1,119.00	1,120.00
41130 - State Service Fee	23,191.70	21,068.12	22,000.00	22,000.00	20,795.98	22,250.00	20,250.00
41155 - Municipal Jury Fund	197.86	214.44	300.00	300.00	214.85	270.28	271.00
41170 - Omni Local Fee	1,369.71	1,405.64	1,700.00	1,700.00	1,040.06	1,618.43	1,619.00
41180 - JFC1 and Civil Justice Fee	143.26	236.19	300.00	300.00	137.88	210.97	211.00
41185 - Payment Plan Service Fees	16,822.53	14,671.98	17,000.00	17,000.00	13,896.48	16,299.44	16,300.00
41195 - City Court Costs	20,873.14	16,856.86	19,000.00	19,000.00	16,347.14	18,719.93	18,720.00
42060 - Lien Fees-Int - Demolition	4,175.91	6,003.11	6,000.00	6,000.00	1,590.93	1,100.00	1,000.00
45000 - Insurance Contributions	4,447,849.40	4,569,436.41	3,761,847.96	3,761,847.96	3,140,640.75	2,493,185.00	4,182,829.00
46000 - Stop Loss Reimbursement	704,106.12	120,325.06	0.00	0.00	600.28	0.00	0.00
53310 - Zoning Fees	5,750.00	2,750.00	4,000.00	4,000.00	3,750.00	3,250.00	3,500.00
53320 - Platting Fees	1,000.00	1,500.00	1,500.00	1,500.00	2,376.00	3,000.00	3,000.00
55002 - Dog Adoption Fee	2,095.00	2,110.00	1,600.00	1,600.00	1,450.00	1,300.00	1,300.00
55003 - Cat Adoption Fee	920.00	400.00	350.00	350.00	290.00	250.00	250.00
55004 - Other Animal Adoption Fee	350.00	415.00	265.00	265.00	185.00	200.00	200.00
55006 - Dog Released Fee	4,970.00	7,706.00	5,000.00	5,000.00	5,299.00	5,000.00	6,400.00
55007 - Cat Released Fee	274.00	173.00	200.00	200.00	129.00	135.00	130.00
55008 - Other Animal Released Fee	175.00	50.00	50.00	50.00	25.00	35.00	35.00
55009 - Trap Rental Fees	0.00	85.00	0.00	0.00	0.00	0.00	0.00
55010 - Food Handler Card	1,605.00	1,965.00	1,800.00	1,800.00	1,170.00	975.00	1,200.00
55011 - Food Handler Card Duplicate	10.00	39.00	50.00	50.00	0.00	15.00	15.00
55012 - Fundraiser Food Handler Class	175.00	230.00	200.00	200.00	350.00	325.00	325.00
55015 - Septic Tank Application	0.00	20,925.00	20,000.00	20,000.00	8,930.00	7,100.00	7,000.00
55020 - Foster Care Inspection Fee	150.00	50.00	0.00	0.00	100.00	100.00	100.00
55025 - Rabies Fees	2,880.00	2,040.00	0.00	0.00	0.00	0.00	0.00
56615 - Arrest Fees	9,889.34	7,665.59	8,000.00	8,000.00	7,537.24	8,000.00	8,500.00
56620 - Police Accident Reports	0.00	6.00	0.00	0.00	0.00	0.00	0.00
57010 - Ambulance Service-Intermedix	585,996.31	581,749.66	580,000.00	580,000.00	523,246.60	671,515.77	687,846.00
57011 - Ambulance Service - Supplemental Pmt Program	101,923.81	0.00	0.00	0.00	0.00	0.00	0.00
58001 - Golf Course Revenue	14,737.80	18,329.77	18,000.00	18,000.00	19,171.28	22,000.00	23,000.00
58002 - Contribution from County	500,000.00	500,000.00	500,000.00	629,760.00	416,666.70	629,760.00	500,000.00

Consolidated Revenues - All Funds

For Fiscal: 10/2022-09/2023 Period Ending: 09/30/2023

Sourc...	2021 Total Activity	2022 Total Activity	2023 Original Budget	2023 Total Budget (Amended)	2023 YTD Activity	Defined Budgets 2023 Expected Annual	Defined Budgets 2024 City Manager Proposed
58003 - Park User Fees	13,100.00	23,441.00	16,000.00	87,175.00	16,753.70	58,000.00	20,000.00
58004 - Golf Course-Membership Fees	30,921.00	25,038.35	25,000.00	25,000.00	26,565.30	28,000.00	28,000.00
58005 - Golf Course-Merchandise Sales	17,986.43	15,632.05	16,500.00	16,500.00	15,299.71	16,500.00	16,500.00
58006 - Golf Course-Cart Rentals	66,112.48	56,776.47	65,000.00	65,000.00	44,991.00	47,000.00	51,000.00
58007 - Golf Course-Driving Range Fees	18,954.08	15,616.52	15,000.00	15,000.00	20,364.85	19,500.00	21,500.00
58008 - Golf Course-Green Fees	117,607.43	112,239.93	120,000.00	120,000.00	97,667.48	105,000.00	115,000.00
58009 - Golf Course-Rental Fees	1,481.77	937.86	1,500.00	1,500.00	2,233.20	2,233.20	2,500.00
58010 - Golf Course-Food & Beverage Sales	16,936.17	14,481.27	15,000.00	15,000.00	13,369.01	13,500.00	15,000.00
58011 - Merchandise Sales	3,781.01	4,715.32	5,000.00	5,000.00	4,457.38	5,000.00	5,500.00
58012 - Merchandise Sales-Train Depot	571.74	411.51	500.00	500.00	108.56	90.00	0.00
58013 - Vendor Fees	3,527.50	9,634.34	9,000.00	9,000.00	8,325.49	9,000.00	9,000.00
58014 - Alcohol Sales	29,017.44	31,798.50	34,000.00	34,000.00	29,998.46	31,500.00	34,000.00
58015 - Golf Lessons	360.00	780.00	0.00	0.00	480.00	500.00	700.00
58050 - Rec Hall Rental Fees	4,530.00	17,290.00	18,000.00	18,000.00	18,090.00	18,000.00	22,000.00
58051 - Field Rental Fees	2,473.50	5,498.00	6,000.00	6,000.00	4,197.50	6,000.00	6,000.00
58052 - J.K. Northway Rental Fees	5,400.00	0.00	0.00	0.00	0.00	0.00	0.00
58053 - BBQ Rental Fees	0.00	375.00	750.00	750.00	50.00	50.00	750.00
58054 - Electricity Fees	2,680.50	2,003.50	4,500.00	4,500.00	3,929.00	4,500.00	4,500.00
58055 - RV Parking Rental Fees	232.50	0.00	0.00	0.00	0.00	0.00	0.00
58056 - Concession Rental Revenue	11,241.40	23,842.06	24,000.00	24,000.00	21,441.00	23,000.00	22,000.00
58057 - Concession Fees	0.00	0.00	0.00	0.00	0.00	2,500.00	0.00
58058 - Adult Softball League Fees	27,652.29	44,741.92	51,500.00	51,500.00	52,000.00	61,270.00	61,000.00
58059 - Tournament Fees	45.00	1,000.00	4,500.00	4,500.00	2,120.00	3,600.00	6,500.00
58060 - Swim Lessons	9,678.00	13,845.00	13,000.00	13,000.00	9,515.00	13,000.00	15,000.00
58061 - Pool Party Rental	3,110.00	5,955.00	7,500.00	7,500.00	5,650.00	7,500.00	10,000.00
58062 - Swim Team Registration	0.00	0.00	0.00	0.00	0.00	500.00	500.00
58065 - Swimming Pool Admission-Open Swim	8,696.00	17,125.05	10,000.00	10,000.00	10.00	10,000.00	15,000.00
58066 - Swimming Pool Admission-Aerobic Swim	198.00	510.00	300.00	300.00	0.00	300.00	500.00
58067 - Swimming Pool Admission-Nite Swim	4,663.00	6,013.00	5,000.00	5,000.00	0.00	5,000.00	6,000.00
58068 - 5k Registration	0.00	160.00	2,000.00	2,000.00	610.00	2,000.00	2,000.00
58069 - Downtown Pavilion Rental Fees	620.00	140.00	400.00	400.00	285.00	400.00	400.00
58070 - Centennial Bandstand Rental Fees	0.00	0.00	100.00	100.00	0.00	100.00	100.00
58071 - Recreation Fees	9,439.50	8,509.69	12,000.00	12,000.00	10,981.00	12,000.00	12,000.00
58073 - Senior/Adult Swim	1,017.00	486.00	750.00	750.00	0.00	750.00	750.00
58074 - Volleyball	0.00	2,337.00	0.00	0.00	0.00	2,000.00	2,500.00
58075 - Scoreboard Advertising Revenue	0.00	10,000.00	0.00	0.00	0.00	2,500.00	12,500.00
58076 - Pool Season Pass Cards	805.00	430.00	1,000.00	1,000.00	130.00	1,000.00	1,000.00
58135 - Rent - Water Tower	25,232.73	25,536.51	25,537.00	25,537.00	26,302.61	26,302.61	27,091.69
58136 - Rent - EDC Offices	600.00	0.00	0.00	0.00	0.00	0.00	0.00
58137 - Rent - Cell Tower	4,840.00	4,840.00	5,280.00	5,280.00	4,400.00	5,280.00	5,280.00
59947 - Other Income-Lease Purchase	32,228.98	0.00	0.00	0.00	0.00	0.00	0.00

Sourc...	2021 Total Activity	2022 Total Activity	2023 Original Budget	2023 Total Budget (Amended)	2023 YTD Activity	Defined Budgets 2023 Expected Annual	Defined Budgets 2024 City Manager Proposed
59990 - Confiscated Revenue	1,892.00	318,655.20	0.00	0.00	0.00	0.00	0.00
62110 - Vacant Lot Clearance	36,620.43	24,230.25	28,000.00	28,000.00	13,350.68	12,500.00	12,500.00
62120 - Demolition Recovery Revenue	22,264.67	27,150.20	25,000.00	25,000.00	22,390.62	19,908.00	20,000.00
62130 - Noxious Matter Abatement Rev	4,959.57	3,668.34	1,500.00	1,500.00	2,448.91	2,350.00	2,500.00
72005 - Federal Grants	717,649.88	2,414,076.20	36,398,177.00	36,696,217.25	564,719.22	851,617.32	33,907,223.00
72010 - State Grants	209,097.27	827,990.68	8,660,110.00	8,808,027.03	183,165.40	2,661,724.47	10,693,136.00
72030 - Donations	24,381.15	59,430.50	0.00	13,529.60	57,384.60	84,589.60	0.00
72037 - Grant Revenue	25,000.00	18,667.15	0.00	25,000.00	0.00	1,999.00	0.00
75001 - Transfer In From Fund 001	828,768.51	711,548.57	521,109.00	530,868.52	398,954.37	531,037.20	488,558.12
75002 - Transfer In from Fund 002	88,296.00	35,000.00	35,000.00	35,000.00	26,250.00	35,000.00	35,000.00
75006 - Transfer from Fund 026	5,416.16	0.00	0.00	0.00	0.00	0.00	0.00
75010 - Transfer from Fund 051	4,016,676.32	4,166,822.22	3,328,194.24	3,374,706.74	2,496,145.68	3,374,706.74	3,772,563.00
75012 - Transfer from Fund 012	0.00	3,358,000.00	0.00	0.00	0.00	0.00	0.00
75033 - Transfer From Fund 033	0.00	307.12	0.00	0.00	0.00	0.00	22,911.47
75039 - Transfer from Fund 039	5,261.31	0.00	0.00	0.00	0.00	0.00	0.00
75050 - Transfer from Adt Garb Fees087	48,029.00	38,529.04	201,571.00	201,571.00	151,178.25	201,571.00	202,700.00
75054 - Transfers from Fund 054	746,336.20	21,766.00	104,350.00	104,350.00	51,670.50	68,894.00	106,106.00
75055 - Transfer in from Fund 55	292,800.00	111,000.00	125,000.00	125,000.00	93,750.00	125,000.00	125,000.00
75062 - Transfer from Fund 062	1,137.58	0.00	0.00	0.00	0.00	0.00	0.00
75067 - Transfer From Fund 067	0.00	29,017.21	0.00	0.00	0.00	0.00	0.00
75068 - Transfer In From Fund 068	176,000.00	440,455.00	200,000.00	200,000.00	200,000.00	200,000.00	0.00
75084 - Transfer from Fund 084	0.00	400,000.00	0.00	0.00	0.00	0.00	0.00
75086 - Transfer from Fund 086	0.00	4,470.33	0.00	0.00	0.00	0.00	0.00
75087 - Transfer From Fund 087	164,781.00	260,783.12	95,758.15	95,758.15	71,818.62	95,758.15	95,402.17
75091 - Transfer From Fund 091	64.58	0.00	2,494.02	2,494.02	1,572.14	1,572.14	0.00
75092 - Transfer From Fund 092	150,000.00	150,000.00	150,000.00	150,000.00	112,500.00	150,000.00	150,000.00
75095 - Transfer From Fund 095	0.00	5,000.00	0.00	0.00	0.00	0.00	0.00
75097 - Transfer from Fund 097	12,348.04	0.00	0.00	0.00	0.00	0.00	0.00
75098 - Transfer From Fund 098	386.00	0.00	0.00	0.00	0.00	0.00	0.00
75105 - Transfer from Fund 105	0.00	0.00	30,000.00	30,000.00	22,500.00	30,000.00	0.00
75106 - Transfer From Fund 106	0.00	0.00	35,261.31	35,261.31	26,445.99	35,261.31	0.00
75107 - Transfer from Fund 107	0.00	0.00	1,869.73	1,869.73	1,402.29	1,869.73	0.00
75111 - Transfer from Fund 013	56.76	0.00	0.00	0.00	0.00	0.00	0.00
75112 - Transfer from Fund 030	58.26	0.00	0.00	0.00	0.00	0.00	0.00
75114 - Transfer From Fund 114	0.00	0.00	0.00	0.00	13,325.00	13,325.00	0.00
75115 - Transfer from Fund 115	0.00	0.00	24,985.00	24,985.00	0.00	24,985.00	385.14
75125 - Transfer From Fund 125	0.00	0.00	0.00	1,739,923.20	940,036.35	1,739,923.20	0.00
75126 - Transfer From Fund 126	0.00	0.00	119,453.45	119,453.45	89,590.08	119,453.45	0.00
75127 - Transfer From Fund 127	0.00	0.00	93,523.76	93,523.76	70,142.82	93,523.76	0.00
75202 - Transfer from Fund 202	0.00	0.00	0.00	0.00	0.00	0.00	59,114.81
81100 - Landfill Fees	493,473.50	499,282.75	515,000.00	515,000.00	368,799.65	438,062.40	438,062.00

Consolidated Revenues - All Funds

For Fiscal: 10/2022-09/2023 Period Ending: 09/30/2023

Sourc...	2021 Total Activity	2022 Total Activity	2023 Original Budget	2023 Total Budget (Amended)	2023 YTD Activity	Defined Budgets: 2023 Expected Annual	Defined Budgets: 2024 City Manager Proposed
81110 - Landfill Surcharge Revenue	268,482.69	269,212.89	269,000.00	269,000.00	231,356.75	266,594.75	266,595.00
81200 - Garbage Fees	2,720,835.83	2,754,889.31	2,740,000.00	2,740,000.00	2,365,047.67	2,726,712.63	2,728,343.00
81205 - Garbage Fees - Additional	576,765.42	582,746.36	583,000.00	583,000.00	502,598.74	578,993.09	579,505.00
81600 - Water Sales	4,700,468.77	4,921,394.25	4,900,000.00	4,900,000.00	3,830,766.60	4,996,323.45	5,145,802.00
81700 - Penalty Fee on Garbage Fees	33,125.57	33,043.03	34,000.00	34,000.00	26,108.58	32,608.52	29,080.00
81701 - Late Charge Fee on Water	184,668.80	201,359.41	199,350.00	199,350.00	179,833.87	208,285.53	226,186.00
81702 - Penalty Fee-Landfill Surcharge	2,936.73	2,891.57	3,000.00	3,000.00	2,401.64	2,640.60	2,641.00
81710 - Penalty Fee on NSF	0.00	75.00	0.00	0.00	75.00	100.00	50.00
81715 - Penalty on Licenses/Permits	850.00	0.00	0.00	0.00	0.00	0.00	0.00
81720 - Penalty on Hotel/Motel Tax	1,078.43	634.37	500.00	500.00	158.47	159.00	500.00
81800 - New Customer Tap Fees	35,111.00	36,775.21	45,000.00	45,000.00	13,491.00	20,106.00	16,190.00
82200 - Sewer Sales	4,567,380.39	4,880,148.29	4,800,000.00	4,800,000.00	3,982,815.49	4,800,000.00	5,016,000.00
82300 - Sewer Taps	7,880.00	6,943.00	8,300.00	8,300.00	5,295.00	7,665.00	7,665.00
82700 - Grease Trap Inspections	3,575.00	7,175.00	7,000.00	7,000.00	1,700.00	1,700.00	0.00
83100 - Storm Water Sales	401,507.40	414,582.67	412,000.00	412,000.00	365,100.40	423,223.25	423,224.00
83900 - Penalty-Returned Checks	2,281.18	3,575.00	3,525.00	3,525.00	1,850.00	1,875.00	1,875.00
84000 - Street Maintenance Fee	822,553.28	1,044,852.28	1,035,000.00	1,035,000.00	934,921.20	1,069,125.76	1,069,126.00
89000 - Solid Waste Miscellaneous	5,050.26	3,480.00	3,500.00	3,500.00	4,829.98	5,389.98	5,390.00
91000 - Sale of City Property	67,470.00	0.00	0.00	395,000.00	0.00	0.00	395,000.00
91001 - Solid Waste Metal Revenue	19,569.05	7,998.70	13,700.00	13,700.00	5,783.75	8,683.75	6,950.00
91100 - Sale of City Publications	195.20	147.20	246.00	246.00	45.00	30.00	125.00
91200 - Recycling Revenue	935.65	4,523.70	3,000.00	3,000.00	5,556.71	5,701.30	5,600.00
91201 - Sale of Open Records Documents	1,329.04	726.26	850.00	850.00	851.23	796.26	951.00
91203 - In-Kind Services	0.00	10,000.00	0.00	0.00	0.00	0.00	0.00
91300 - Credit Card Fee Revenue	73,443.63	82,672.61	76,450.00	76,450.00	86,307.49	75,987.57	0.00
91301 - Service Fee	0.00	19.55	0.00	0.00	-75.00	0.00	0.00
91400 - Discount Revenue Sales Tax	1,408.91	1,374.63	1,500.00	1,500.00	1,142.22	1,370.92	1,371.00
91500 - Interest Earned	2,776.38	12,308.92	3,800.00	3,800.00	66,937.08	80,188.45	93,947.00
91501 - Interest Earned Cutwater	0.00	6,127.00	300.00	300.00	28,440.87	33,708.88	33,708.88
91503 - Interest Income	23,497.59	135,332.75	54,500.00	54,500.00	880,734.27	1,079,057.66	1,201,684.00
91510 - Interest Income	590.90	5,671.17	2,000.00	2,000.00	19,932.52	25,245.20	25,246.00
91520 - Interest Earned-Investment	2,736.60	1,007.15	0.00	0.00	0.15	0.15	0.00
92000 - Auction Revenue	3,327.00	37,900.00	10,000.00	10,000.00	0.00	2,500.00	2,500.00
93000 - Prescription Rebate	0.00	171,220.12	0.00	0.00	202,482.24	202,482.24	0.00
94000 - Intergovernmental Revenue	410,513.03	1,028,932.90	0.00	0.00	0.00	0.00	0.00
99000 - Miscellaneous	8,124.74	30,141.75	11,200.00	11,200.00	35,680.92	58,052.60	11,000.00
99500 - Bond Proceeds	0.00	0.00	399,000.00	399,000.00	6,100,000.00	6,499,000.00	0.00
99550 - Bond Proceeds-Refunding Bonds	754,950.00	0.00	0.00	0.00	0.00	0.00	0.00
99600 - Bond Issuance Premium	61,008.29	0.00	0.00	0.00	0.00	0.00	0.00
99605 - Note Proceeds	1,310,000.00	1,221,925.00	0.00	0.00	0.00	0.00	0.00
99700 - Gain/Loss on Sale of Assets	0.00	54,550.00	0.00	0.00	0.00	0.00	0.00

Consolidated Revenues - All Funds

For Fiscal: 10/2022-09/2023 Period Ending: 09/30/2023

Sourc…	2021 Total Activity	2022 Total Activity	2023 Original Budget	2023 Total Budget (Amended)	2023 YTD Activity	Defined Budgets 2023 Expected Annual	Defined Budgets 2024 City Manager Proposed
Report Total:	**47,913,304.17**	**55,456,887.67**	**88,931,508.62**	**91,808,125.72**	**44,806,774.06**	**56,187,254.43**	**91,713,158.28**

Fund Summary

Fund	2021 Total Activity	2022 Total Activity	2023 Original Budget	2023 Total Budget	2023 YTD Activity	Defined Budgets 2023 Expected Annual	Defined Budgets 2024 City Manager Proposed
001 - GENERAL FUND	20,344,581.96	21,562,936.38	21,569,805.20	21,754,269.80	18,570,919.92	23,028,614.99	23,170,642.83
002 - TOURISM FUND	625,180.29	663,051.74	667,554.00	667,554.00	478,126.50	668,073.51	718,376.81
005 - PD-STATE SEIZURE FUND	3,068.14	319,849.66	1,500.00	1,500.00	2,575.68	3,303.94	3,131.00
009 - LAW ENF OFF STAND-POLICE	4,564.00	5,324.05	0.00	2,631.35	2,631.35	2,631.35	0.00
011 - G.O. DEBT SERVICE FUND	2,223,537.41	1,689,249.82	1,960,347.00	1,960,347.00	1,823,707.83	1,937,952.83	2,264,984.00
012 - UF DEBT SERVICE FUND	1,688,293.72	1,730,242.87	1,972,276.00	2,018,788.50	1,479,724.92	2,019,380.20	2,251,355.00
016 - PD - STONEGARDEN	65,569.48	177,693.31	0.00	271,084.51	88,259.71	271,084.51	0.00
017 - PD GRANT BORDER STAR-LBSP	46,625.83	42,759.87	0.00	78,000.00	24,372.51	102,372.51	0.00
019 - PD GRANT - JAG	0.00	0.00	0.00	20,585.63	20,479.10	20,585.63	0.00
025 - BUILDING SECURITY FUND	14,447.00	11,784.00	13,000.00	13,000.00	11,303.20	11,500.93	13,350.00
026 - GOLF COURSE CAPITAL MAINTENANCE FUND	9,839.00	11,092.52	10,350.00	10,350.00	7,762.50	10,350.00	10,676.00
027 - EMS FUND	21,585.31	9,453.09	0.00	6,121.00	0.00	5,050.98	0.00
028 - PD-FEDERAL SEIZURE FUND	72.67	79.49	0.00	0.00	104.27	127.97	128.00
031 - MUNICIPAL CRT TECHNOLOGY	12,716.20	10,265.04	11,000.00	11,000.00	9,585.61	9,732.68	11,489.00
033 - CO SERIES 2016 - GENERAL	91.68	16.42	0.00	0.00	0.00	0.00	0.00
051 - UTILITY FUND	10,656,743.17	10,782,627.65	10,135,830.00	10,135,830.00	8,369,758.79	10,456,364.93	10,741,177.00
054 - UF CAPITAL PROJECTS	581,100.52	495,438.45	100.00	100.00	3,583.98	4,248.55	66,249.00
055 - STORMWATER DRAIN CAP PROJ	401,507.40	414,582.67	412,000.00	412,000.00	365,100.40	423,223.25	423,224.00
059 - HS-OPERATION LONE STAR GRANT	0.00	235,500.65	0.00	13,207.80	13,207.80	13,376.48	0.00
066 - CO SERIES 2011- UTILITY	82,905.02	28,566.00	0.00	0.00	0.00	0.00	0.00
068 - CO SERIES 2013- DRAINAGE	2,736.59	7,134.15	300.00	300.00	28,441.02	33,709.03	33,708.88
069 - TX CDBG MAIN STREET GRANT #7219012	257,282.45	0.00	0.00	0.00	0.00	0.00	0.00
083 - CRIMINAL JUSTICE DIVISION OF GOVERNOR GRANT	0.00	0.00	0.00	50,494.05	50,494.05	50,494.05	0.00
084 - DEAAG/WWTP GRANT FUND	907,500.00	0.00	0.00	0.00	0.00	0.00	0.00
086 - TX CDBG Grant #7218269	136,322.13	2,534.20	0.00	0.00	0.00	0.00	0.00
087 - SOLID WASTE-CAP PROJECTS	576,918.68	584,155.04	648,500.00	648,500.00	559,420.71	653,562.22	590,485.00
090 - LANDFILL CLOSURE FUND	367,932.98	368,560.88	367,958.15	367,958.15	307,243.42	366,968.78	366,906.17
091 - GF CAPITAL PROJECTS	0.00	307.12	0.00	0.00	0.00	0.00	0.00
092 - STREET FUND	822,553.28	1,073,869.49	1,035,000.00	1,035,000.00	934,921.20	1,069,125.76	1,069,126.00
093 - PARK MAINTENANCE FUND	25,000.00	25,000.00	25,000.00	55,000.00	18,750.00	55,000.00	25,000.00
094 - TEXAS PARKS & WILDLIFE GRANT	223,575.00	11,000.00	66,910.00	66,910.00	0.00	99,527.07	55,209.00
097 - VEHICLE REPLACEMENT - FIRE FUND	101,923.81	0.00	45,000.00	45,000.00	33,750.00	45,000.00	45,000.00
098 - ECONOMIC DEVELOPMENT FUND	316,939.88	374,761.08	355,600.00	355,600.00	192,515.65	355,700.00	355,600.00
100 - SAFE ROUTES TO SCHOOL GRANT	77,602.00	0.00	974,520.00	974,520.00	200,000.00	200,000.00	0.00
101 - TX CDBG MAIN STREET #7219192	130,887.45	213,172.30	0.00	0.00	0.00	0.00	0.00
103 - COVID-19 CARES Act Fund	28,264.32	0.00	0.00	0.00	0.00	0.00	0.00
105 - VEHICLE REPLACEMENT - POLICE FUND	10,000.00	10,000.00	10,000.00	10,000.00	7,500.00	10,000.00	10,000.00
106 - VEHICLE REPLACEMENT FLEET MGMT FUND-PW UF	15,261.31	10,000.00	99,642.00	99,642.00	74,731.50	99,642.00	100,000.00
107 - ASSISTANCE TO FIREFIGHTERS GRANT	1,869.73	0.00	0.00	0.00	0.00	0.00	0.00

108 - PATRICK LEAHY BULLETPROOF VEST PARTNERSHIP FUN	4,585.00	9,585.00	0.00	13,592.46	5,097.18	13,592.46	0.00
110 - KINGSVILLE PD ENHANCEMENT BWC FUND	20,665.00	20,655.54	0.00	0.00	0.00	0.00	0.00
111 - FEMA-COVID 19	20,253.64	0.00	0.00	0.00	0.00	0.00	0.00
112 - FEMA - Winter Storm Event	12,882.58	0.00	0.00	0.00	0.00	0.00	0.00
113 - CITYWIDE WASTEWATER COLLECTION SYSTEM IMPROV	0.00	514,137.30	5,693,110.00	5,693,110.00	95,165.54	2,000,000.00	4,852,641.00
114 - SWB Rural & Tribal Assist. Grant #2019-MU-BX-K002	96,546.95	0.00	0.00	0.00	0.00	0.00	0.00
115 - TAX NOTES SERIES 2021	1,363,470.00	0.00	30,000.00	30,000.00	22,500.00	30,000.00	0.00
116 - DRAINAGE MASTER PLAN-LOC 7 IMPROV-PROJ #40135	44,000.49	754,987.81	602,000.00	602,000.00	1,047.18	111,615.93	1,245,430.00
117 - DRAINAGE MASTER PLAN-LOC 1 IMPROV-PROJ #40142	44,000.49	754,987.89	602,000.00	602,000.00	1,047.03	111,969.63	1,245,076.00
118 - DRAINAGE MASTER PLAN-LOC 3 IMPROV-PROJ #40143	44,000.48	812,021.95	645,000.00	645,000.00	1,082.79	119,635.76	1,337,446.00
119 - DRAINAGE MASTER PLAN-LOC 4 IMPROV-PROJ #40144	44,000.38	1,040,368.60	817,000.00	817,000.00	1,451.94	151,907.46	1,711,543.00
120 - PROPERTY TAX RESERVE FUND	157,581.25	80,715.45	0.00	0.00	0.00	0.00	0.00
121 - GF-ARP STATE & LOCAL FISCAL RECOVERY FUNDS	0.00	428,941.15	0.00	1,739,923.20	940,036.35	1,739,923.20	0.00
122 - GENERAL LAND OFFICE HURR. HARVEY MITIGATION GR	0.00	2,370,401.80	34,308,314.00	34,308,314.00	456,300.00	456,300.00	33,852,014.00
124 - ED RACHAL FOUNDATION - PD	25,000.00	18,667.15	0.00	0.00	0.00	1,999.00	0.00
125 - UF-ARP STATE & LOCAL FISCAL RECOVERY	0.00	576,572.53	0.00	0.00	0.00	0.00	0.00
126 - GF TAX NOTES SERIES 2022	0.00	1,468,188.00	0.00	0.00	0.00	0.00	0.00
127 - UF TAX NOTES SERIES 2022	0.00	708,148.42	0.00	0.00	0.00	0.00	0.00
128 - DRAINAGE MASTER PLAN-LOC 8 IMPROV-PROJ #40192	0.00	614.00	700,000.00	700,000.00	0.59	399,000.00	301,000.00
129 - TX SEVERE WINTER STORM GRANT-MOBILE GENERATO	0.00	0.00	35,456.00	35,456.00	0.00	0.00	0.00
130 - TX SEVERE WINTER STORM GRANT-BACKUP GENERATC	0.00	0.00	68,894.00	68,894.00	51,670.50	68,894.00	106,106.00
131 - TASA-HARREL & MEMORIAL PROJECT GRANT	0.00	0.00	1,248,433.00	1,248,433.00	0.00	0.00	0.00
138 - HEALTH INSURANCE FUND	5,221,319.50	4,872,555.32	3,763,847.96	3,763,847.96	3,408,468.66	2,772,364.27	4,273,317.00
139 - VEHICLE REPLACEMENT PULIC WORKS-GF	0.00	0.00	35,261.31	35,261.31	26,445.99	35,261.31	10,000.00
140 - ED RACHAL FOUNDATION - PARKS	0.00	0.00	0.00	25,000.00	0.00	25,000.00	0.00
141 - CO SERIES 2023 - UTILITY	0.00	0.00	0.00	0.00	6,117,488.69	6,108,387.26	0.00
202 - TOURISM - FACADE GRANTS PROGRAM FUND	30,000.00	0.00	0.00	0.00	0.00	14,700.00	0.00
205 - TOURISM ARP STATE & LOCAL FISCAL RECOVERY FUND	0.00	21,275.00	0.00	0.00	0.00	0.00	0.00
206 - CHAMBERLAIN PARK PROJECT	0.00	0.00	0.00	395,000.00	0.00	0.00	452,767.59
207 - CJD BODY WORN CAMERA GRANT	0.00	133,056.82	0.00	0.00	0.00	0.00	0.00
Report Total:	**47,913,304.17**	**55,456,887.67**	**88,931,508.62**	**91,808,125.72**	**44,806,774.06**	**56,187,254.43**	**91,713,158.28**

City of Kingsville, TX

Consolidated Expenditures - All Funds

Group Summary

For Fiscal: 10/2022-09/2023 Period Ending: 09/30/2023

Objec...	2021 Total Activity	2022 Total Activity	2023 Original Budget	2023 Total Budget (Amended)	2023 YTD Activity	Defined Budgets: 2023 Expected Annual	Defined Budgets: 2024 City Manager Proposed
11100 - Salaries & Wages	10,830,554.47	11,375,834.60	13,427,685.00	13,218,777.15	10,274,931.00	12,584,389.06	15,384,181.00
11200 - Overtime	1,008,475.47	1,200,805.24	887,325.00	1,170,903.86	947,264.23	1,147,591.99	937,771.00
11201 - Overtime - PD	39,105.59	36,763.08	0.00	66,976.00	24,019.89	76,115.48	0.00
11206 - Overtime-Swat	38,742.73	26,988.26	50,000.00	50,000.00	28,952.94	43,285.43	50,831.00
11223 - Overtime-2019-Stonegarden	27,283.65	0.00	0.00	0.00	0.00	0.00	0.00
11224 - Overtime-2020-PD-Stonegarden	24,310.80	32,587.74	0.00	0.00	0.00	0.00	0.00
11226 - Overtime-2021 Stonegarden	0.00	40,141.62	0.00	50,605.49	64,570.95	50,605.49	0.00
11227 - Overtime-2022 Stonegarden	0.00	0.00	0.00	96,300.00	21,217.21	96,300.00	0.00
11300 - Longevity	69,589.45	70,789.35	78,763.00	79,898.32	52,506.55	64,618.44	75,602.00
11301 - Longevity - Non Civil Service	43,377.22	71,826.64	85,572.00	83,137.14	61,359.60	75,274.27	84,436.00
11400 - Retirement - TMRS	1,039,392.94	1,062,242.05	1,177,562.00	1,197,696.22	923,803.87	1,120,487.45	1,490,623.00
11424 - TMRS-2019-Stonegarden	2,373.52	0.00	0.00	0.00	0.00	0.00	0.00
11425 - TMRS-2020-Stonegarden	2,575.31	2,668.47	0.00	0.00	0.00	0.00	0.00
11426 - TMRS-2021 Stonegarden	0.00	3,359.84	0.00	4,235.67	5,404.59	4,235.67	0.00
11427 - TMRS-2022-PD Stonegarden	0.00	0.00	0.00	8,100.00	1,775.89	8,100.00	0.00
11500 - FICA	915,759.90	978,203.07	1,133,069.00	1,134,927.70	844,407.41	1,018,936.45	1,284,407.00
11524 - FICA-2019-Stonegarden	2,087.19	0.00	0.00	0.00	0.00	0.00	0.00
11525 - FICA-2020-Stonegarden	2,353.76	2,438.92	0.00	0.00	0.00	0.00	0.00
11527 - FICA-2021 Stonegarden	0.00	3,070.82	0.00	3,871.35	4,939.71	3,871.35	0.00
11528 - FICA-2022 Stonegarden	0.00	0.00	0.00	7,400.00	1,623.12	7,400.00	0.00
11600 - Group Health Insurance	3,981,663.66	4,139,657.00	3,321,511.00	3,317,826.93	2,495,436.11	2,493,767.64	3,725,689.00
11601 - Group Health Ins-Retirees	16,112.76	17,581.95	15,265.00	15,265.00	9,462.54	11,967.33	15,265.00
11700 - Workers' Compensation	163,376.80	208,825.90	260,094.00	267,425.41	185,306.11	256,958.05	471,474.00
11800 - Unemployment Compensation	81,719.39	6,404.84	84,183.00	46,559.10	2,979.21	4,988.35	31,539.00
11900 - Educational Incentive	27,237.76	27,340.24	28,878.00	29,479.73	21,290.61	25,652.40	34,234.00
12000 - Car Allowance	22,466.99	22,867.00	22,801.00	24,010.01	20,436.36	24,010.01	24,192.00
12100 - Clothing Allowance	7,638.65	7,158.93	12,638.00	16,538.00	7,430.18	9,276.19	13,116.00
12200 - Certification Pay	165,352.45	186,303.17	196,418.00	202,005.49	152,079.20	184,342.28	173,112.00
12300 - Life Insurance	21,095.10	21,901.68	27,353.00	27,845.70	21,053.14	23,231.65	30,099.00
12900 - Safety Incentive	11,300.00	10,710.00	13,500.00	12,905.00	10,905.00	10,905.00	13,500.00
13100 - Hazard Pay	102,850.00	88,200.00	0.00	0.00	0.00	0.00	0.00
17600 - Volun-Workers' Comp	859.11	1,249.65	1,015.00	1,015.00	775.20	1,008.74	395.00
17700 - Volun-Retirement	2,278.08	7,960.88	7,521.00	7,521.00	3,241.39	6,482.78	7,686.00
19900 - Salaries/Benefits (dif Agency)	-57,649.00	-65,804.00	-66,990.00	-66,990.00	-66,990.00	-69,008.30	-73,621.00
21100 - Supplies	114,241.22	101,650.22	102,846.00	105,659.46	81,921.53	102,466.20	105,512.00

Consolidated Expenditures - All Funds

For Fiscal: 10/2022-09/2023 Period Ending: 09/30/2023

Objec...	2021 Total Activity	2022 Total Activity	2023 Original Budget	2023 Total Budget (Amended)	2023 YTD Activity	Defined Budgets 2023 Expected Annual	Defined Budgets 2024 City Manager Proposed
21110 - Employee Recognition Supplies	4,857.13	3,993.70	4,900.00	4,900.00	2,658.97	3,002.88	4,900.00
21114 - Concession Supplies	7,491.31	11,651.42	5,000.00	4,500.00	1,021.27	4,500.00	5,000.00
21130 - Supplies - Safety Incentives	1,076.50	4,458.34	3,582.00	3,230.45	3,230.45	3,230.45	3,582.00
21150 - Supplies-Open Records Document	223.83	273.08	900.00	900.00	283.59	900.00	500.00
21155 - Supplies-Parade Float	0.00	0.00	0.00	0.00	-8.11	8.11	0.00
21176 - Irrigation Supplies	5,130.63	5,354.01	3,840.00	7,340.00	6,557.40	7,340.00	3,840.00
21177 - Pro Shop Supplies	4,388.14	4,877.74	1,920.00	1,920.00	1,654.44	1,920.00	1,920.00
21178 - Maintenance Supplies	8,106.07	8,220.66	9,120.00	9,120.00	9,637.16	9,120.00	10,000.00
21179 - Golf Course Accessories	1,492.04	2,642.57	2,880.00	2,880.00	971.66	2,880.00	2,880.00
21181 - Aggregates	1,637.99	1,825.00	1,920.00	5,040.00	4,750.00	3,420.00	3,000.00
21194 - Covid 19 Event	24,175.11	0.00	0.00	0.00	0.00	0.00	0.00
21195 - Janitorial Supplies	12,744.89	14,517.22	12,000.00	17,379.00	16,721.45	17,378.28	17,000.00
21200 - Uniforms & Personal Wear	77,341.96	102,381.58	150,619.00	170,068.08	105,470.96	168,362.96	131,563.00
21400 - Chemicals	270,417.23	368,468.13	347,070.00	353,770.00	336,945.72	353,270.00	346,920.00
21401 - Pool Chemicals	14,984.57	22,641.14	15,500.00	15,500.00	15,057.31	15,500.00	15,500.00
21402 - Weed Control Chemicals	2,630.72	3,102.17	4,400.00	1,200.00	857.04	1,200.00	4,400.00
21403 - Pesticide Chemicals	2,017.81	1,885.81	2,500.00	3,500.00	2,500.14	3,218.62	3,000.00
21404 - Fertilizer Chemicals	10,762.90	16,500.00	17,500.00	18,781.98	18,178.83	18,781.38	18,500.00
21500 - Motor Gas & Oil	502,765.68	749,864.57	618,845.00	790,027.93	511,545.85	775,285.51	690,116.00
21700 - Minor Eq/Furniture	149,290.99	336,121.92	93,600.00	158,985.95	139,140.95	159,136.24	136,366.00
21800 - Guns & Ammunition	20,593.58	18,164.17	31,767.00	31,767.00	22,382.98	15,970.81	20,767.00
21900 - Animal Care	18,271.86	26,491.66	20,500.00	24,981.64	24,658.98	25,207.59	23,500.00
22000 - Rollouts & Dumpsters	50,207.00	93,250.02	100,000.00	100,000.00	65,321.00	100,000.00	100,000.00
22100 - Lab Supplies/Chemicals	19,684.84	12,827.10	19,500.00	14,000.00	6,720.65	14,000.00	19,500.00
22400 - Medical Supplies	72,249.63	58,525.18	49,659.00	64,206.46	54,794.62	54,609.98	51,659.00
22401 - Safety/First Aid	300.00	1,587.35	217.00	217.00	442.93	217.00	500.00
22402 - Medical Supplies - Veterinary	0.00	5,239.55	6,445.00	7,445.00	6,856.92	7,300.00	7,500.00
22500 - Educational Materials/Supplies	388.69	3,615.05	1,755.00	1,649.05	129.01	1,649.05	1,955.00
22501 - Educational-Drug Prevention	8,524.31	4,548.27	11,000.00	11,918.00	2,577.95	8,000.00	11,000.00
22600 - Computers & Associated Equip	69,524.24	144,745.86	105,803.00	169,587.00	107,356.76	163,636.58	136,395.12
22800 - Water Meters	48,163.88	44,645.59	65,000.00	18,541.37	7,600.41	10,900.41	2,500.00
23200 - Promotional Supplies	5,349.89	5,587.66	12,000.00	21,824.00	15,403.84	21,824.00	10,000.00
23201 - Promotional Expense	0.00	0.00	900.00	900.00	0.00	900.00	0.00
23300 - Visitor Supplies	220.30	170.12	500.00	900.00	769.64	900.00	1,000.00
23500 - Merchandise-Cost of Goods Sold	17,219.03	28,269.79	5,000.00	5,000.00	2,608.36	5,000.00	5,000.00
23501 - Alcohol-Cost of Goods Sold	13,562.76	15,989.12	15,000.00	15,000.00	13,245.49	15,000.00	15,000.00
31100 - Communications	234,545.50	223,262.90	228,260.00	245,196.91	210,162.31	237,553.61	249,142.68
31102 - Communications - Municipal Building	45,256.10	47,454.12	47,300.00	49,441.00	41,899.05	49,440.08	49,680.00
31103 - Communications - City Hall Complex	61,906.67	52,706.70	52,600.00	53,183.00	47,295.45	53,182.31	53,322.00
31300 - Postage & Freight	68,270.46	81,151.46	83,250.00	83,085.53	79,093.02	78,355.54	90,754.00
31400 - Professional Services	750,304.31	1,054,552.63	7,260,796.49	8,463,224.52	1,903,278.57	2,782,513.77	6,830,266.45

Consolidated Expenditures - All Funds

For Fiscal: 10/2022-09/2023 Period Ending: 09/30/2023

Objec...	2021 Total Activity	2022 Total Activity	2023 Original Budget	2023 Total Budget (Amended)	2023 YTD Activity	Defined Budgets 2023 Expected Annual	Defined Budgets 2024 City Manager Proposed
31401 - PrfSrv-Appraisal Dst	156,948.26	153,753.85	182,167.00	179,792.61	113,112.93	163,340.07	177,298.00
31404 - PrfSrv-Bond IssueCosts/Fees	149,785.52	26,128.83	0.00	0.00	70,000.00	70,000.00	0.00
31410 - ProfSrv-Sftware Mnt	300,081.67	320,930.86	302,116.00	316,270.24	264,317.99	316,270.24	303,474.00
31425 - Prof. Services-GPS	17,990.19	18,509.19	18,465.00	19,139.00	16,896.00	18,875.00	18,932.00
31427 - Prf Srv-Actuarial Services	7,250.00	2,250.00	9,000.00	4,750.00	0.00	4,750.00	9,000.00
31433 - Prof Srvcs-TAMUK Stadium Renov	0.00	25,000.00	25,000.00	25,000.00	25,000.00	25,000.00	0.00
31434 - PrfSrv-Rehrig Software Maint	8,425.00	7,500.00	8,100.00	8,100.00	6,812.50	8,100.00	8,100.00
31439 - Prof Serv-Events & Clean Up	3,918.06	8,681.93	7,500.00	7,500.00	3,944.82	7,500.00	7,500.00
31441 - Special Events & Festivals	23,954.70	59,489.02	29,000.00	35,830.60	35,479.14	34,785.08	32,698.00
31442 - Prof Srv-HALO Flight	10,000.00	10,000.00	10,000.00	10,000.00	10,000.00	10,000.00	10,000.00
31444 - Prf Svcs - Donations	10,000.00	15,000.00	25,000.00	25,000.00	5,000.00	25,000.00	20,000.00
31445 - Prf Svcs-Administrative Fees	197,448.92	95,683.10	1,584.00	18,160.20	19,753.29	18,160.20	0.00
31448 - ProfSrv-Health & Wellness Initiative	315.00	345.00	2,500.00	500.00	400.00	500.00	2,300.00
31451 - Prof Srv-Amb - Intermedix	64,525.11	65,047.04	61,500.00	61,500.00	56,692.87	61,500.00	61,500.00
31453 - Prf Svcs-Stop Loss Premiums	632,004.06	704,148.81	0.00	0.00	0.00	0.00	0.00
31456 - Prof Serv-Bond Cst, Other Fees	32,244.43	0.00	0.00	0.00	0.00	0.00	0.00
31458 - Contractual Services	10,039.58	9,919.45	10,626.00	10,626.00	5,297.77	10,626.00	11,396.97
31464 - Prof Svc-TX DOT Agreement	13,346.00	0.00	0.00	0.00	0.00	0.00	0.00
31467 - COBRA - Admin Fees	0.00	0.00	0.00	821.70	821.70	821.70	0.00
31470 - Prof Svcs - Audit Services	124,553.69	126,249.42	136,105.00	136,105.00	125,413.59	136,105.00	136,105.00
31475 - Prof Svcs-SWR Collection Expense	751.13	117.27	500.00	500.00	0.00	500.00	500.00
31488 - Prof. Services-Minor Vet Care	22,041.24	22,889.38	20,000.00	19,000.00	17,687.28	19,000.00	20,000.00
31493 - Tournament Expenditures	0.00	0.00	0.00	3,500.00	2,950.00	0.00	0.00
31495 - 5K Event	788.00	1,230.80	1,000.00	1,000.00	662.42	1,000.00	1,000.00
31496 - Track Team	1,854.00	1,000.00	900.00	900.00	900.00	900.00	900.00
31497 - Swim Team Program	1,316.00	0.00	900.00	900.00	0.00	900.00	900.00
31498 - Adult Softball Leauge	0.00	5,485.24	5,000.00	8,000.00	5,240.07	8,000.00	5,000.00
31499 - Recreational Programs	16,695.34	32,490.33	7,820.00	24,820.00	14,160.22	14,820.00	7,820.00
31500 - Printing & Publishing	75,235.33	71,845.10	75,687.00	85,049.60	71,837.27	82,988.38	83,693.00
31550 - Printing - Employment Ads	3,829.55	3,825.23	4,747.00	6,347.00	4,669.91	6,347.00	4,747.00
31600 - Membership, Training, Travel	65,232.67	64,167.86	89,943.00	92,912.15	60,246.10	88,723.04	87,786.03
31601 - Mayor Fugate-Training & Travel	190.88	2,639.44	7,000.00	7,000.00	4,800.89	7,000.00	5,000.00
31603 - Commissioner Lopez-Training & Travel	847.11	3,105.23	7,000.00	7,000.00	1,468.70	7,000.00	5,000.00
31606 - CM-Training & Travel	750.35	6,052.20	7,000.00	7,000.00	3,993.79	7,000.00	7,000.00
31607 - CS-Training & Travel	2,508.96	5,190.78	7,000.00	7,000.00	3,402.89	7,000.00	7,000.00
31608 - Commissioner Hinojosa-Training & Travel	690.66	3,591.62	7,000.00	7,000.00	4,295.03	7,000.00	5,000.00
31610 - Travel - Mileage Reimb	362.41	348.75	690.00	290.00	50.12	250.12	350.00
31613 - Training - Academy	-3,121.00	-9,843.00	9,000.00	28,967.00	11,242.00	28,967.00	9,000.00
31620 - Training & Travel - Fire Chief	149.00	4,259.92	4,800.00	4,800.00	3,187.84	4,800.00	5,000.00
31621 - Training & Travel - Civil Service	6,277.96	16,724.68	14,400.00	14,400.00	10,167.86	14,400.00	14,400.00
31622 - Commissioner Alvarez-Training & Travel	1,742.88	5,462.90	7,000.00	7,000.00	4,661.95	7,000.00	5,000.00

Objec...	2021 Total Activity	2022 Total Activity	2023 Original Budget	2023 Total Budget (Amended)	2023 YTD Activity	Defined Budgets 2023 Expected Annual	Defined Budgets 2024 City Manager Proposed
31623 - Commissioner Torres-Training & Travel	2,147.93	5,234.12	7,000.00	7,000.00	3,752.86	7,000.00	5,000.00
31625 - Training & Travel-Special Events	150.00	677.69	1,000.00	1,124.00	1,124.00	1,124.00	3,000.00
31630 - Training & Travel - Police Chief	4,346.66	3,397.21	2,782.00	2,899.49	2,899.49	2,899.49	2,782.00
31640 - Training & Travel - Finance Admin	3,526.95	7,863.51	6,805.00	5,771.13	4,772.13	5,771.13	10,410.00
31641 - Training & Travel - Purchasing	1,252.47	1,437.91	2,506.00	2,506.00	1,607.59	2,506.00	2,901.00
31651 - Training & Travel - HR	1,540.45	5,351.92	5,500.00	5,500.00	1,716.11	5,500.00	7,086.00
31652 - Training & Travel - Risk Mgmt	150.00	1,471.89	1,800.00	1,406.95	1,406.95	1,406.95	0.00
31660 - Training & Travel - Engineering	1,036.33	5,187.70	4,160.00	5,452.71	5,423.71	5,452.71	5,000.00
31661 - Training & Travel - Public Works Admin	330.00	3,928.96	2,120.00	2,120.00	1,230.00	2,120.00	2,400.00
31700 - Memberships & Dues	40,378.60	43,604.84	48,767.00	54,139.00	39,087.09	53,737.00	49,319.00
31800 - Equipment Rent	20,651.50	21,314.74	28,645.00	29,218.71	13,930.83	29,217.95	28,275.00
31900 - Catering	15,103.15	20,147.55	21,460.00	24,213.09	18,486.03	24,165.03	25,384.00
31910 - Catering-Employee Appreciation	0.00	0.00	154.00	154.00	0.00	154.00	0.00
32100 - State Fees	83,585.83	95,103.15	109,396.00	108,161.00	81,442.38	106,950.99	97,656.00
32300 - Utilities	918,410.85	1,085,658.65	1,050,888.00	1,125,240.83	833,514.57	1,121,885.64	1,112,060.00
32301 - Utilities - La Posada	1,313.88	0.00	1,200.00	749.20	0.00	0.00	0.00
32302 - Utilities - Municipal Building	24,830.65	28,956.37	26,000.00	28,952.00	20,109.78	28,951.82	28,000.00
32303 - Utilities - City Hall Complex	41,247.59	42,912.44	41,000.00	44,712.00	39,956.44	44,711.35	50,000.00
32304 - Utilities - Cottage Building	1,147.62	1,326.00	1,200.00	1,200.00	1,019.02	1,009.44	1,236.00
32400 - Laundry	48,920.36	46,787.61	54,082.00	54,363.14	35,738.21	49,941.28	54,332.00
32500 - Medical Treatment	18,293.95	25,838.48	18,940.00	26,440.00	19,814.55	26,440.00	18,940.00
32600 - Election	20,198.92	0.00	0.00	0.00	0.00	0.00	40,000.00
32800 - Claims Paid Against City	7,281.58	0.00	0.00	0.00	0.00	0.00	0.00
32803 - Claims - City Special	0.00	838.00	5,000.00	5,000.00	384.21	5,000.00	5,000.00
32827 - Claims - Water Construction	0.00	168.81	0.00	0.00	0.00	0.00	0.00
33100 - Subscriptions	16,018.00	13,829.74	37,903.00	46,624.04	40,321.53	46,964.33	46,693.00
33101 - Subscriptions & Dues	0.00	0.00	350.00	350.00	0.00	300.00	350.00
33200 - Confidential & Imprest Expense	0.00	5,000.00	30,000.00	30,000.00	0.00	10,000.00	30,000.00
33500 - Insurance	2,732.00	4,138.00	2,124.00	5,091.00	5,091.00	5,091.00	2,124.00
33501 - Insurance-Property/Liability	536,830.89	524,920.61	594,371.00	768,650.02	464,266.96	748,398.58	773,951.50
33502 - Insurance Premium	0.00	0.00	3,048,555.10	3,048,555.10	2,831,175.56	3,773,895.55	4,579,477.00
34000 - Jail Contract Expense	140,525.00	139,700.00	141,000.00	141,000.00	105,105.00	141,000.00	141,000.00
34001 - Advertising Services	130,274.04	150,901.36	132,392.00	174,992.00	167,959.06	130,992.00	130,592.00
34100 - Collection Exp-Tax Office	16,971.00	17,052.00	17,100.00	17,100.00	17,097.00	17,097.00	17,100.00
34200 - Special Services	123,467.69	161,970.38	126,532.00	149,284.81	114,552.98	142,877.68	4,120.00
34300 - Other Services	35.00	35.00	800.00	626.70	95.00	394.00	5,384.00
34301 - Other Services-STWA	390,179.63	400,076.26	410,000.00	410,000.00	323,348.73	410,000.00	410,000.00
34400 - Keep Kingsville Beautiful	9,724.20	9,894.08	9,600.00	9,600.00	5,962.42	9,600.00	9,600.00
34500 - Community Appearance City/KWOP	12,281.00	9,816.00	10,750.00	10,750.00	5,102.47	6,000.00	0.00
34502 - Community Appear-Citizens Demo	0.00	28,900.00	40,000.00	29,595.00	20,600.00	29,595.00	40,000.00
34600 - Facade Grants	0.00	10,965.19	0.00	0.00	0.00	0.00	0.00

Consolidated Expenditures - All Funds

For Fiscal: 10/2022-09/2023 Period Ending: 09/30/2023

Objec...	2021 Total Activity	2022 Total Activity	2023 Original Budget	2023 Total Budget (Amended)	2023 YTD Activity	Defined Budgets 2023 Expected Annual	Defined Budgets 2024 City Manager Proposed
34900 - Economic Development Grant	0.00	0.00	500,000.00	500,000.00	199,999.53	229,999.53	270,000.47
35000 - Professional Svcs-Museum	2,019.15	0.00	0.00	0.00	0.00	0.00	0.00
35501 - Incentive Agreement-Neessen	21,056.62	21,577.81	45,000.00	44,198.54	23,626.99	23,626.99	24,000.00
35502 - Incentive Agreement-Starbucks	20,000.00	0.00	0.00	0.00	0.00	0.00	0.00
35503 - Incentive Agreement-Marshalls	31,213.38	45,404.89	46,000.00	46,000.00	45,468.03	45,468.03	45,469.00
35504 - Incentive Agreement - Chik-fil-A	32,795.53	57,861.55	60,000.00	60,000.00	29,165.34	60,000.00	60,000.00
37500 - Miscellaneous Bank Expenses	5.00	227.87	205.00	205.00	74.21	0.00	100.00
39000 - Entrust Ins Claims Paid	3,221,643.18	3,075,113.31	700,000.00	682,602.10	465,448.56	456,141.00	0.00
41100 - Vehicle Maintenance	685,857.69	926,994.59	480,800.00	641,076.70	495,136.22	582,241.87	516,484.00
41400 - Equipment Maintenance	69,922.15	52,684.35	72,685.00	72,327.74	50,634.47	70,289.24	74,800.00
41600 - Maint - Rollouts & Dumpsters	1,810.82	3,229.80	2,226.00	2,226.00	1,734.35	2,226.00	2,226.00
51100 - Building Maintenance	117,682.01	115,495.66	88,200.00	137,810.49	136,623.68	137,809.80	96,700.00
51102 - Building Maintenance - Municipal Building	10,151.03	13,021.40	24,000.00	24,000.00	17,646.40	24,000.00	24,000.00
51103 - Building Maintenance - City Hall Complex	12,143.28	19,731.72	13,000.00	17,079.00	13,076.55	17,079.00	17,000.00
52100 - Street & Bridge	1,370,480.95	715,376.83	3,048,647.00	3,036,147.00	673,383.55	1,192,503.00	1,030,000.00
52105 - Street & Bridge - Alley	15,621.51	31,281.74	50,000.00	50,000.00	47,268.36	50,000.00	50,000.00
52200 - Signs & Signals	11,329.73	24,290.75	15,209.00	27,709.00	15,982.44	27,709.00	20,000.00
52201 - Signs - Wayfinding	0.00	0.00	0.00	49,504.00	10,000.00	54,504.00	0.00
53100 - Drainage	14,587.22	582,050.00	518,160.00	548,860.00	413,402.45	390,700.00	5,000.00
53101 - Drainage - Cash Match	70,482.04	0.00	0.00	0.00	0.00	0.00	0.00
53102 - Drainage-Loan	0.00	0.00	301,000.00	301,000.00	0.00	0.00	2,967,000.00
54100 - Water Line	63,413.73	166,342.97	310,000.00	290,000.00	284,205.71	290,000.00	310,000.00
54111 - Sewer Improvements-Manhole Rehab-CDBG	112,561.33	0.00	0.00	0.00	0.00	0.00	0.00
54112 - Sewer Improvement-Manhole Rehab-CDBG-Match	6,353.67	0.00	0.00	0.00	0.00	0.00	0.00
54200 - Water Meter Parts	30,916.15	11,069.49	0.00	0.00	0.00	0.00	0.00
54300 - Utility Plant	327,197.04	551,657.75	3,224,464.21	1,985,344.78	1,774,603.00	7,515,344.78	879,768.89
55100 - Sewer Line	0.00	275,040.00	100.00	100.00	25.20	100.00	100.00
55104 - Sewer Lines & Manholes	61,397.62	51,824.41	61,047.00	51,047.00	31,150.44	51,047.00	61,047.00
59100 - Grounds & Perm Fixtures	332,180.87	239,864.36	209,120.00	625,071.23	266,176.46	304,388.13	534,466.76
59104 - Parks-City Green Phase 1	0.00	0.00	23,293.17	23,293.17	6,170.00	21,890.00	0.00
59110 - Brookshire Park-1	867.41	168.05	480.00	480.00	494.61	480.00	480.00
59111 - Brookshire Park-Pool	1,086.56	1,445.00	1,440.00	1,440.00	902.49	1,440.00	1,440.00
59113 - Dick Kleberg Park	21,152.32	6,397.44	6,048.00	602,548.00	212,508.45	602,548.00	6,048.00
59114 - Flato Park	830.44	255.08	480.00	480.00	145.91	480.00	480.00
59115 - Flores Park	799.47	478.32	480.00	480.00	352.26	480.00	480.00
59116 - Thompson Park	900.64	251.34	480.00	438.42	59.80	378.62	480.00
59117 - Parks-Dog Park	428.96	417.70	480.00	714.77	514.77	714.77	480.00
59121 - Scoreboards - Parks	0.00	2,050.00	0.00	0.00	0.00	0.00	0.00
61100 - Principle	1,371,163.40	1,360,101.20	3,005,001.00	3,005,001.00	2,825,000.00	3,005,001.00	3,255,001.00
61102 - Note - Interest	0.00	7,975.09	0.00	0.00	0.00	0.00	0.00
62100 - Interest	470,308.87	436,195.08	468,028.00	514,540.50	508,696.26	514,540.50	940,289.00

Consolidated Expenditures - All Funds

For Fiscal: 10/2022-09/2023 Period Ending: 09/30/2023

Objec...	2021 Total Activity	2022 Total Activity	2023 Original Budget	2023 Total Budget (Amended)	2023 YTD Activity	Defined Budgets 2023 Expected Annual	Defined Budgets 2024 City Manager Proposed
63100 - Paying Agent Fees	3,150.00	9,100.00	10,500.00	10,500.00	3,000.00	10,500.00	13,000.00
63500 - Pmt to Escrow Agent	771,750.21	0.00	0.00	0.00	0.00	0.00	0.00
64000 - Bond Issuance Costs	0.00	13,430.34	0.00	0.00	0.00	0.00	0.00
64100 - Operating Lease	107,417.19	120,197.79	130,340.00	138,186.05	118,509.73	133,902.23	136,707.48
64200 - Capital Lease-Principle	385,423.63	396,415.87	328,415.80	336,450.51	351,308.02	336,230.89	407,214.00
64201 - Capital Lease-Interest	69,010.16	39,418.72	39,984.53	40,367.06	40,225.98	40,233.04	33,535.00
71100 - Vehicle	53,210.56	244,235.00	535,248.72	816,440.72	579,721.00	761,619.72	0.00
71117 - Vehicles-2020-Stonegarden	3,675.60	57,144.98	0.00	0.00	0.00	0.00	0.00
71119 - Vehicle-2022-Stonegarden	0.00	0.00	0.00	65,452.00	0.00	65,452.00	0.00
71200 - Machinery/Equipment	180,160.67	1,823,242.16	240,908.00	1,115,367.38	968,855.74	1,046,137.84	0.00
71215 - Golf Course Capital Projects - Course Improvements	0.00	0.00	0.00	259,500.00	259,520.00	259,520.00	0.00
71228 - Parks-Field Improvements	130,343.40	20,810.00	0.00	50,000.00	0.00	50,000.00	0.00
71300 - Building	66,115.00	5,000.00	328,330.00	842,085.60	332,492.83	840,135.83	17,000.00
71309 - Parks-Dog Park	2,814.02	0.00	0.00	0.00	0.00	0.00	0.00
71310 - City Hall Complex-Landscaping	35,000.00	0.00	0.00	165,489.60	80,733.48	130,633.48	0.00
71500 - Street & Bridge	445,434.00	212,894.50	0.00	0.00	0.00	0.00	0.00
71600 - Drainage	0.00	2,003,614.80	33,002,213.00	33,002,213.00	485,443.75	1,348,336.92	32,050,408.00
72202 - Citywide WW Collection Improvements	0.00	0.00	5,693,110.00	5,693,110.00	212,935.18	2,000,000.00	4,852,641.00
72600 - Computers	32,228.98	0.00	0.00	0.00	0.00	0.00	0.00
80001 - Transfer Out to Fund 001	1,644,257.80	1,627,707.00	1,818,802.20	1,818,802.20	1,358,389.51	1,831,205.32	1,670,385.14
80002 - Transfer To Fund 002	850.00	0.00	12,054.00	12,054.00	9,040.50	12,054.00	71,176.81
80011 - Transfer Out to Fund 011	48,029.00	38,529.04	201,571.00	201,571.00	151,178.25	201,571.00	202,700.00
80012 - Transfer Out to Fund 012	1,688,246.00	1,729,993.00	1,972,076.00	2,018,588.50	1,479,057.00	2,018,588.50	2,250,563.00
80019 - Transfer Out to Fund 019	0.00	0.00	0.00	426.12	319.59	426.12	0.00
80026 - Transfer Out to Fund 026	9,839.00	11,092.52	10,350.00	10,350.00	7,762.50	10,350.00	10,676.00
80051 - Transfer Out to Fund 051	1,078,781.78	609,048.33	92,705.00	92,705.00	69,528.75	92,705.00	89,964.00
80054 - Transfer Out to Fund 054	210,136.31	492,891.80	0.00	0.00	0.00	0.00	62,000.00
80059 - Transfer to Fund 059	0.00	0.00	0.00	12.42	181.10	181.10	0.00
80066 - Transfer Out to Fund 066	82,905.01	21,766.00	0.00	0.00	0.00	0.00	0.00
80069 - Transfer to Fund 069	42,886.45	0.00	0.00	0.00	0.00	0.00	0.00
80083 - Transfer To Fund 083	0.00	0.00	0.00	2,524.75	2,524.75	2,524.75	0.00
80084 - Transfer To Fund 084	907,500.00	0.00	0.00	0.00	0.00	0.00	0.00
80087 - Transfer to Fund 087	0.00	0.00	65,000.00	65,000.00	48,750.00	65,000.00	0.00
80090 - Transfer To Fund 090	96,472.00	96,114.12	95,758.15	95,758.15	71,818.62	95,758.15	95,402.17
80091 - Transfer Out to Fund 091	0.00	307.12	0.00	0.00	0.00	0.00	0.00
80092 - Transfer Out To Fund 092	0.00	29,017.21	0.00	0.00	0.00	0.00	0.00
80093 - Transfer To Fund 093	25,000.00	25,000.00	25,000.00	50,000.00	18,750.00	25,000.00	25,000.00
80097 - Transfer Out to Fund 097	0.00	0.00	45,000.00	45,000.00	33,750.00	45,000.00	45,000.00
80098 - Transfer Out to Fund 098	208,980.75	270,000.00	251,000.00	251,000.00	188,250.00	251,000.00	251,000.00
80100 - Transfer to Fund 100	77,602.00	0.00	200,000.00	200,000.00	200,000.00	200,000.00	0.00
80101 - Transfer to Fund 101	0.00	1,059.75	0.00	0.00	0.00	0.00	0.00

Consolidated Expenditures - All Funds

For Fiscal: 10/2022-09/2023 Period Ending: 09/30/2023

Objec...	2021 Total Activity	2022 Total Activity	2023 Original Budget	2023 Total Budget (Amended)	2023 YTD Activity	Defined Budgets 2023 Expected Annual	Defined Budgets 2024 City Manager Proposed
80103 - Transfer to Fund 103	21,748.58	0.00	0.00	0.00	0.00	0.00	0.00
80105 - Transfer to Fund 105	10,000.00	10,000.00	10,000.00	10,000.00	7,500.00	10,000.00	10,000.00
80106 - Transfer to Fund 106	15,261.31	10,000.00	99,642.00	99,642.00	74,731.50	99,642.00	100,000.00
80107 - Transfer to Fund 107	1,869.73	0.00	0.00	0.00	0.00	0.00	0.00
80108 - Transfer to Fund 108	4,585.00	9,585.00	0.00	6,796.23	5,097.18	6,796.23	0.00
80110 - Transfer to Fund 110	20,665.00	0.00	0.00	0.00	0.00	0.00	0.00
80113 - Transfer to Fund 113	0.00	73,668.00	0.00	0.00	0.00	0.00	0.00
80114 - Transfer to Fund 114	13,325.00	0.00	0.00	0.00	0.00	0.00	0.00
80115 - Transfer to Fund 115	53,470.00	0.00	30,000.00	30,000.00	22,500.00	30,000.00	0.00
80116 - Transfer to Fund 116	44,000.00	754,000.00	0.00	0.00	0.00	0.00	0.00
80117 - Transfer to Fund 117	44,000.00	754,000.00	0.00	0.00	0.00	0.00	0.00
80118 - Transfer to Fund 118	44,000.00	811,000.00	0.00	0.00	0.00	0.00	0.00
80119 - Transfer to Fund 119	44,000.00	1,653,644.66	0.00	0.00	0.00	0.00	0.00
80121 - Transfer to Fund 121	0.00	0.00	0.00	1,739,923.20	940,036.35	1,739,923.20	0.00
80122 - Transfer to Fund 122	0.00	366,787.00	0.00	0.00	0.00	0.00	0.00
80126 - Transfer to Fund 126	0.00	202,263.00	0.00	0.00	0.00	0.00	0.00
80127 - Transfer to Fund 127	0.00	93,503.76	0.00	0.00	0.00	0.00	0.00
80128 - Transfer to Fund 128	0.00	614.00	0.00	0.00	0.00	0.00	0.00
80129 - Transfer to Fund 129	0.00	0.00	35,456.00	35,456.00	0.00	0.00	0.00
80130 - Transfer to Fund 130	0.00	0.00	68,894.00	68,894.00	51,670.50	68,894.00	106,106.00
80138 - Transfer to Fund 138	68,005.00	0.00	0.00	0.00	0.00	0.00	0.00
80139 - Transfer to Fund 139	0.00	0.00	35,261.31	35,261.31	26,445.99	35,261.31	10,000.00
80202 - Transfer To Fund 202	30,000.00	0.00	0.00	0.00	0.00	0.00	0.00
80206 - Transfer to Fund 206	0.00	0.00	0.00	0.00	0.00	0.00	57,767.59
80207 - Transfer to Fund 207	0.00	41,107.30	0.00	0.00	0.00	0.00	0.00
85000 - Department Year End Reductions	0.00	0.00	0.00	544,402.91	0.00	0.00	0.00
86000 - Budget Amendment Reserve	0.00	0.00	600,000.00	18,948.38	0.00	152,374.99	600,000.00
91003 - In-Kind Expenses	14,625.00	10,000.00	0.00	0.00	0.00	0.00	0.00
91100 - Depreciation/Other	981,421.89	1,027,738.93	0.00	0.00	0.00	0.00	0.00
95000 - Bad Debt	251,835.85	117,665.72	1,200.00	1,200.00	0.00	1,200.00	1,200.00
Report Total:	**44,488,851.55**	**52,714,399.89**	**96,683,182.68**	**103,033,231.15**	**42,954,241.45**	**62,496,241.19**	**96,133,830.06**

Fund Summary

Fund	2021 Total Activity	2022 Total Activity	2023 Original Budget	2023 Total Budget	2023 YTD Activity	Defined Budgets 2023 Expected Annual	2024 City Manager Proposed
001 - GENERAL FUND	20,896,248.41	22,132,930.57	22,569,851.00	23,305,510.17	17,906,261.61	21,608,375.85	25,197,876.78
002 - TOURISM FUND	499,136.75	538,939.08	675,819.00	766,157.80	481,470.70	681,046.19	612,439.00
005 - PD-STATE SEIZURE FUND	95,268.16	148,712.88	221,827.00	222,745.00	102,126.64	213,297.81	237,710.00
009 - LAW ENF OFF STAND-POLICE	4,564.00	5,324.05	0.00	2,631.35	0.00	2,631.35	0.00
011 - G.O. DEBT SERVICE FUND	2,437,695.63	1,601,885.42	1,817,452.00	1,817,452.00	1,627,712.66	1,817,452.00	2,152,727.00
012 - UF DEBT SERVICE FUND	350,821.00	4,189,585.86	1,666,077.00	1,712,589.50	1,708,983.60	1,712,589.50	2,055,563.00
013 - TEXAS HISTORICAL FUND	56.76	0.00	0.00	0.00	0.00	0.00	0.00
016 - PD - STONEGARDEN	65,569.48	177,693.31	0.00	271,084.51	103,139.74	271,084.51	0.00
017 - PD GRANT BORDER STAR-LBSP	46,625.83	42,759.87	0.00	78,000.00	27,943.50	87,139.48	0.00
019 - PD GRANT - JAG	0.00	0.00	0.00	20,585.63	20,585.63	20,585.63	0.00
025 - BUILDING SECURITY FUND	130.86	0.00	18,330.00	18,330.00	9,396.28	18,330.00	9,000.00
026 - GOLF COURSE CAPITAL MAINTENANCE FUND	51,416.02	19,960.00	0.00	25,000.00	22,400.00	22,400.00	0.00
027 - EMS FUND	21,585.31	9,453.09	0.00	6,121.00	3,311.23	5,050.98	0.00
028 - PD-FEDERAL SEIZURE FUND	0.00	5,000.00	30,000.00	30,000.00	0.00	10,000.00	30,000.00
030 - RED RIBBON DRUG AWARENESS	58.26	0.00	0.00	0.00	0.00	0.00	0.00
031 - MUNICIPAL CRT TECHNOLOGY	6,130.83	9,556.50	9,354.00	17,954.00	5,640.70	16,489.84	7,800.00
033 - CO SERIES 2016 - GENERAL	35,000.00	7,507.12	28,893.17	28,893.17	21,890.00	21,890.00	22,911.47
039 - CO SERIES 2002-2002A-GEN	5,261.31	0.00	0.00	0.00	0.00	0.00	0.00
051 - UTILITY FUND	10,890,296.34	10,946,415.38	10,520,355.24	10,547,862.24	8,015,000.22	10,327,613.62	11,476,077.12
054 - UF CAPITAL PROJECTS	849,083.07	32,341.00	191,913.00	308,638.78	255,958.01	273,181.51	193,669.00
055 - STORMWATER DRAIN CAP PROJ	293,987.72	112,893.36	639,360.00	639,360.00	474,699.42	481,200.00	126,200.00
059 - HS-OPERATION LONE STAR GRANT	0.00	235,500.65	0.00	13,207.80	13,207.80	13,207.80	0.00
062 - CO SERIES 2005 - UTILITY	1,137.58	0.00	0.00	0.00	0.00	0.00	50,468.89
066 - CO SERIES 2011- UTILITY	0.00	0.00	0.00	31,232.25	31,232.25	31,232.25	5,684.45
067 - CO 2013 - GF STREET PROJS	0.00	29,017.21	0.00	0.00	0.00	0.00	0.00
068 - CO SERIES 2013- DRAINAGE	188,567.38	1,041,105.50	200,000.00	230,700.00	230,700.00	230,700.00	0.00
069 - TX CDBG MAIN STREET GRANT #7219012	292,303.50	0.00	0.00	0.00	0.00	0.00	0.00
083 - CRIMINAL JUSTICE DIVISION OF GOVERNOR GRANT	0.00	0.00	0.00	50,494.05	50,494.05	50,494.05	0.00
084 - DEAAG/WWTP GRANT FUND	0.00	400,000.00	500,000.00	500,000.00	0.00	0.00	500,000.00
086 - TX CDBG Grant #7218269	118,915.00	4,470.33	0.00	0.00	0.00	0.00	0.00
087 - SOLID WASTE-CAP PROJECTS	499,052.56	707,648.51	928,440.48	928,440.48	767,061.60	904,804.52	597,686.17
090 - LANDFILL CLOSURE FUND	157,754.51	44,998.64	532,966.00	569,966.00	69,559.86	90,881.00	479,085.00
091 - GF CAPITAL PROJECTS	64.58	0.00	2,494.02	2,494.02	1,572.14	1,572.14	0.00
092 - STREET FUND	1,454,336.46	817,057.57	1,274,982.00	1,274,982.00	650,702.25	1,274,985.00	1,299,982.00
093 - PARK MAINTENANCE FUND	25,300.00	41,291.15	46,000.00	61,000.00	30,000.00	55,000.00	0.00
094 - TEXAS PARKS & WILDLIFE GRANT	360,901.33	40,306.60	98,575.00	99,100.00	34,120.26	97,277.97	87,825.17
095 - NATIONAL TRUST FOR HISTORICAL PRESERVATION GRA	0.00	5,000.00	0.00	0.00	0.00	0.00	0.00
097 - VEHICLE REPLACEMENT - FIRE FUND	12,348.04	0.00	0.00	0.00	0.00	0.00	0.00
098 - ECONOMIC DEVELOPMENT FUND	271,583.17	312,730.68	341,000.00	341,000.00	265,590.25	313,237.10	294,469.00

100 - SAFE ROUTES TO SCHOOL GRANT	0.00	0.00	852,122.00	852,122.00	115,919.90	200,000.00	0.00
101 - TX CDBG MAIN STREET #7219192	153,130.50	212,894.50	0.00	0.00	0.00	0.00	0.00
103 - COVID-19 CARES Act Fund	28,264.32	0.00	0.00	0.00	0.00	0.00	0.00
105 - VEHICLE REPLACEMENT - POLICE FUND	0.00	0.00	30,000.00	30,000.00	22,500.00	30,000.00	0.00
106 - VEHICLE REPLACEMENT FLEET MGMT FUND-PW UF	0.00	0.00	124,903.31	124,903.31	43,365.35	80,082.31	144,820.00
107 - ASSISTANCE TO FIREFIGHTERS GRANT	0.00	0.00	1,869.73	1,869.73	1,402.29	1,869.73	0.00
108 - PATRICK LEAHY BULLETPROOF VEST PARTNERSHIP FUN	0.00	0.00	0.00	13,592.46	13,592.46	13,592.46	0.00
110 - KINGSVILLE PD ENHANCEMENT BWC FUND	0.00	41,311.08	0.00	0.00	0.00	0.00	0.00
111 - FEMA-COVID 19	20,253.64	0.00	0.00	0.00	0.00	0.00	0.00
112 - FEMA - Winter Storm Event	12,882.58	0.00	0.00	0.00	0.00	0.00	0.00
113 - CITYWIDE WASTEWATER COLLECTION SYSTEM IMPROV	0.00	0.00	5,693,110.00	5,693,110.00	212,935.18	2,000,000.00	4,852,641.00
114 - SWB Rural & Tribal Assist. Grant #2019-MU-BX-K002	83,221.95	0.00	0.00	0.00	13,325.00	13,325.00	0.00
115 - TAX NOTES SERIES 2021	113,334.28	552,740.00	236,853.72	737,869.92	564,947.86	727,010.58	385.14
116 - DRAINAGE MASTER PLAN-LOC 7 IMPROV-PROJ #40135	15,943.27	0.00	754,000.00	754,000.00	4,536.25	110,570.00	1,245,430.00
117 - DRAINAGE MASTER PLAN-LOC 1 IMPROV-PROJ #40142	15,943.27	0.00	754,000.00	754,000.00	4,536.25	110,923.70	1,245,076.00
118 - DRAINAGE MASTER PLAN-LOC 3 IMPROV-PROJ #40143	16,487.26	0.00	645,000.00	645,000.00	4,934.25	119,635.76	1,337,446.00
119 - DRAINAGE MASTER PLAN-LOC 4 IMPROV-PROJ #40144	22,108.24	0.00	817,000.00	817,000.00	5,887.00	151,907.46	1,711,543.00
121 - GF-ARP STATE & LOCAL FISCAL RECOVERY FUNDS	0.00	428,941.15	756,925.49	3,526,439.92	2,164,463.82	3,221,957.97	0.00
122 - GENERAL LAND OFFICE HURR. HARVEY MITIGATION GR	0.00	2,003,614.80	34,308,314.00	34,308,314.00	465,210.00	456,300.00	33,852,014.00
123 - ECONOMIC DEVELOPMENT GRANT PROGRAM	0.00	0.00	500,000.00	500,000.00	199,999.53	229,999.53	270,000.47
124 - ED RACHAL FOUNDATION - PD	24,981.23	18,667.15	0.00	1,999.00	1,999.00	1,999.00	0.00
125 - UF-ARP STATE & LOCAL FISCAL RECOVERY	0.00	576,572.53	2,362,689.21	3,158,088.10	1,588,996.62	3,124,005.68	0.00
126 - GF TAX NOTES SERIES 2022	0.00	1,174,683.62	183,505.45	213,191.20	183,297.43	213,160.80	0.00
127 - UF TAX NOTES SERIES 2022	0.00	0.00	93,523.76	186,304.66	162,923.72	186,304.66	0.00
128 - DRAINAGE MASTER PLAN-LOC 8 IMPROV-PROJ #40192	0.00	614.00	700,000.00	700,000.00	9,250.00	399,000.00	301,000.00
131 - TASA-HARREL & MEMORIAL PROJECT GRANT	0.00	0.00	1,248,433.00	1,248,433.00	0.00	0.00	0.00
138 - HEALTH INSURANCE FUND	4,051,101.16	3,878,979.72	3,750,244.10	3,762,744.10	3,329,699.11	4,261,518.45	4,579,477.00
140 - ED RACHAL FOUNDATION - PARKS	0.00	0.00	0.00	25,000.00	0.00	25,000.00	0.00
141 - CO SERIES 2023 - UTILITY	0.00	0.00	0.00	0.00	830,493.75	6,100,000.00	0.00
151 - CO Series 2023A-GF	0.00	0.00	0.00	0.00	498.00	0.00	0.00
202 - TOURISM - FACADE GRANTS PROGRAM FUND	0.00	10,965.19	0.00	0.00	0.00	0.00	59,114.81
203 - JK NORTHWAY EDA FUND	0.00	0.00	557,000.00	557,000.00	0.00	0.00	557,000.00
205 - TOURISM ARP STATE & LOCAL FISCAL RECOVERY FUND	0.00	21,275.00	0.00	105,718.00	28,868.28	64,328.00	87,941.00
206 - CHAMBERLAIN PARK PROJECT	0.00	0.00	0.00	395,000.00	49,900.00	0.00	452,767.59
207 - CJD BODY WORN CAMERA GRANT	0.00	133,056.82	0.00	0.00	0.00	0.00	0.00
Report Total:	**44,488,851.55**	**52,714,399.89**	**96,683,182.68**	**103,033,231.15**	**42,954,241.45**	**62,496,241.19**	**96,133,830.06**

CITY OF Kingsville TEXAS

GENERAL GOVERNMENTAL FUNDS

Fund 001 – General Fund
Main operating fund used to account for and report all financial resources not accounted for in another fund. Funds are appropriated.

Fund 025 – Building Security Fund
This fund is used to purchase items related to building security for the Municipal Court. Revenues are generated from certain fees collected. Funds are appropriated.

Fund 026 – Golf Course Capital Maintenance Fund
This fund is used to account for 3% of the revenues after taxes received at the golf course to be used on golf course capital maintenance.

Fund 087 – Solid Waste Capital Projects
This fund is used to account for solid waste capital projects. Funds are appropriated.

Fund 090 – Landfill Closure Fund
This fund accounts for the funds needed when the landfill will incur closure and post closure costs. Revenues are generated from a fee established to pay for these costs. Funds are appropriated.

Fund 091 – General Fund Capital Projects
This fund accounts for Capital Projects approved each budget. Transfers are made into this fund for those projects approved. Funds are appropriated.

Fund 092 – Street Fund
This fund accounts for the street maintenance fees collected from property owners. Expenditures for the street maintenance are handled within this fund. Funds are appropriated.

Fund 093 – Park Maintenance Fund
This fund accounts for park maintenance expenditures.

Fund 097 – Vehicle Replacement-Fire Fund
This fund is used to accumulate funds for future vehicle purchases for the Fire Department. Funds for the Vehicle Replacement Fund are received through General Fund Transfers.

Fund 098 – Economic Development Fund
This fund accounts for the revenues and expenditures related to economic development. Funds are appropriated.

GENERAL GOVERNMENTAL FUNDS

Fund 105 - Vehicle Replacement-Police Fund
This fund is used to accumulate funds for future vehicle purchases for the Police Department. Funds for the Vehicle Replacement Fund are received through General Fund Transfers.

Fund 115 – Tax Notes Series 2021
This fund is used to account for tax notes proceeds used to purchase police vehicles, fire vehicles, garbage trucks and golf machinery.

Fund 120 – Property Tax Reserve Fund
This fund is used to accumulate funds to be used to address future budget shortfalls. On a monthly basis, a specific percentage amount of M&O taxes is transferred to this fund.

Fund 121 – GF ARP State & Local Fiscal Recovery Fnd
This fund is used to account for funds used for the COVID-19 response, replace lost public safety revene and support for households and businesses negatively impacted by the pandemic. Funds can also be used for revenue replacement due to COVID-19 and broadband initiatives.

Fund 123 – Economic Development Program Fund
This fund is used to manage the City sponsored Economic Development Grant program for commercial businesses.

Fund 126 – GF Tax Note Series 2022
This fund is used to account for tax note proceeds used to acquire vehicles, machinery and equipment.

Fund 132 – Public Improvement District – Somerset
This fund is used to account for transactions regarding the Somerset housing development project.

Fund 139 – Vehicle Replacement-Public Works GF
This fund is used to account for vehicle purchases for the General Fund divisions in the Public Works Department.

Fund 206 – Chamberlain Park Project Fund
This fund accounts for expenditures related to the construction of Chamberlain Park which will be located next to City Hall.

FUND BALANCE BY FUND
GENERAL GOVERNMENTAL FUNDS

FUND BALANCE - GENERAL GOVERNMENTAL FUNDS					
Fund	General Governmental Funds	FY 23-24 Unaudited Estimated Beginning Fund Balance	Proposed Budgeted CM Revenues	Proposed Budgeted CM Expenditures	FY 23-24 Estimated Ending Fund Balance
001	**General**	**8,842,811.59**	23,170,642.83	25,197,876.78	6,815,577.64
025	Bldg Security	**27,662.74**	13,350.00	9,000.00	32,012.74
026	Golf Cap Maint	**56,500.98**	10,676.00	0.00	67,176.98
087	SW Cap Project	**234,184.32**	590,485.00	597,686.17	226,983.15
090	Landfill Closure	**2,428,528.20**	366,906.17	479,085.00	2,316,349.37
091	GF Cap Project	**0.00**	0.00	0.00	0.00
092	Street Maintenance	**368,091.07**	1,069,126.00	1,299,982.00	137,235.07
093	Park Maintenance	**27,497.54**	25,000.00	0.00	52,497.54
097	Veh Replac-Fire	**215,627.89**	45,000.00	0.00	260,627.89
098	Economic Devel	**186,429.44**	355,600.00	294,469.00	247,560.44
105	Veh Replace-PD	**0.00**	10,000.00	0.00	10,000.00
115	Tax Notes 2021	**385.14**	0.00	385.14	0.00
120	Prop Tax Reserve	**432,231.49**	0.00	0.00	432,231.49
121	GF ARP Funding	**0.00**	0.00	0.00	0.00
123	ED Program Grant	**270,000.47**	0.00	270,000.47	0.00
126	GF Tax Note 2022	**80,343.58**	0.00	0.00	80,343.58
132	PID-Somerset FD	**0.00**	0.00	0.00	0.00
139	Veh Replace-PW-GF	**35,261.31**	10,000.00	0.00	45,261.31
206	Chamberlain Park	**0.00**	452,767.59	452,767.59	0.00
	Totals	**13,205,555.76**	**26,119,553.59**	**28,601,252.15**	**10,723,857.20**

CITY OF Kingsville TEXAS

City of Kingsville, TX

Consolidated General Funds - Revenues

Group Summary

For Fiscal: 10/2022-09/2023 Period Ending: 09/30/2023

Sourc...	2021 Total Activity	2022 Total Activity	2023 Original Budget	2023 Total Budget (Amended)	2023 YTD Activity	Defined Budgets: 2023 Expected Annual	Defined Budgets: 2024 City Manager Proposed
11111 - Current Taxes-Real Property	5,967,062.68	6,341,424.08	6,525,170.00	6,525,170.00	6,312,457.19	6,483,578.77	6,834,849.00
12111 - Delinquent Taxes-Real Property	158,278.14	232,898.64	195,000.00	195,000.00	151,464.14	191,596.84	201,977.00
13010 - Penalty and Interest	102,069.57	151,081.77	115,000.00	115,000.00	101,589.84	176,885.91	135,452.00
13110 - Late Rendition Penalty	6,546.35	7,374.11	8,000.00	8,000.00	5,566.21	6,980.16	6,981.00
14010 - In Lieu of Tax Pymnts-Celanese	100,000.00	100,000.00	100,000.00	100,000.00	0.00	100,000.00	100,000.00
14015 - In Lieu of Tax Pymnts-HsngAuth	7,959.13	4,761.08	4,600.00	4,600.00	4,265.65	4,700.00	4,600.00
21110 - City Sales Tax	5,704,000.16	6,279,433.91	5,825,000.00	5,825,000.00	4,267,072.78	6,661,191.00	6,625,000.00
21120 - Mixed Drink Tax	54,035.04	64,220.23	64,000.00	64,000.00	52,113.54	55,108.89	68,683.00
22210 - Electric Franchise	694,526.76	652,116.75	690,000.00	690,000.00	475,233.35	596,314.93	602,748.00
22220 - Telephone Franchise	52,802.03	48,747.21	52,000.00	52,000.00	33,956.65	45,298.50	45,300.00
22230 - Gas Franchise	82,869.84	92,800.74	80,000.00	80,000.00	59,100.81	67,320.96	80,000.00
22240 - Television Franchise	51,439.84	46,513.90	52,000.00	52,000.00	26,498.92	44,306.59	44,307.00
31110 - Plumbing Permits	10,733.17	18,396.10	18,500.00	18,500.00	10,451.49	11,500.00	11,500.00
31120 - Electric Permits	22,394.40	25,459.95	25,000.00	25,000.00	17,574.78	21,250.00	19,750.00
31130 - Building Permits	57,307.63	86,799.66	210,880.00	210,880.00	66,558.92	75,250.00	75,250.00
31140 - Moving Permits	455.00	721.20	500.00	500.00	972.80	973.00	500.00
31150 - Other Permits	0.00	0.00	0.00	0.00	66.00	70.00	15.00
31151 - Food Serv Establishment Permit	0.00	0.00	0.00	0.00	60.00	100.00	100.00
31154 - Mobile Unit Permit	0.00	175.00	175.00	175.00	0.00	0.00	0.00
31155 - Fire Prevention Permits	78,979.50	97,793.25	82,000.00	82,000.00	81,331.00	102,000.00	97,000.00
31157 - Temporary Food Event Permit	0.00	30.00	0.00	0.00	170.00	175.00	150.00
31160 - Mechanical Permits	6,539.73	14,196.60	11,000.00	11,000.00	17,079.61	22,000.00	20,360.00
31166 - Street Closure Permit - Small	200.00	0.00	700.00	700.00	0.00	0.00	0.00
31167 - Street Closure Permit - Large	0.00	0.00	100.00	100.00	0.00	0.00	0.00
31170 - Certificate of Occupancy	1,255.00	1,850.00	1,500.00	1,500.00	1,966.00	2,300.00	2,300.00
31171 - Mobile Home Units	610.00	610.00	500.00	500.00	0.00	0.00	0.00
31172 - Mobile Home Processing Fee	50.00	0.00	0.00	0.00	0.00	0.00	0.00
31180 - Plan Review	8,995.76	2,875.00	5,000.00	5,000.00	2,996.00	3,000.00	5,000.00
31185 - Economic Dev Agreement Fee	177.50	0.00	0.00	0.00	25.00	25.00	25.00
31190 - Sign Permits	940.68	525.00	500.00	500.00	250.00	500.00	500.00
31195 - Private Ambulance Permit	0.00	0.00	2,700.00	2,700.00	0.00	0.00	0.00
32210 - Amusement Licenses	45.00	45.00	50.00	50.00	0.00	50.00	50.00
32220 - Beer & Liquor Licenses	8,005.00	8,005.00	8,000.00	8,000.00	5,082.50	5,100.00	5,000.00
32230 - Electrical Licenses	0.00	20.00	0.00	0.00	0.00	0.00	0.00
32240 - Contractors Licenses	30,125.00	33,430.00	34,000.00	34,000.00	24,800.00	27,500.00	28,500.00

Sourc...	2021 Total Activity	2022 Total Activity	2023 Original Budget	2023 Total Budget (Amended)	2023 YTD Activity	Defined Budgets 2023 Expected Annual	Defined Budgets 2024 City Manager Proposed
32250 - Solicitor Licenses	625.00	200.00	200.00	200.00	100.00	100.00	75.00
32260 - Food Licenses	28,430.00	29,655.00	28,000.00	28,000.00	27,985.00	28,000.00	28,000.00
32270 - Other Licenses	125.00	0.00	0.00	0.00	0.00	0.00	0.00
41110 - Court Fines	542,503.22	455,124.55	509,000.00	509,000.00	407,317.76	460,660.00	470,700.00
41114 - Security Fees	14,447.00	11,784.00	13,000.00	13,000.00	11,303.20	11,500.93	13,350.00
41115 - Warrants	62,245.97	53,020.07	62,000.00	62,000.00	36,872.30	42,000.00	42,000.00
41120 - Minor Fines	900.00	2,216.00	800.00	800.00	1,019.00	1,119.00	1,120.00
41130 - State Service Fee	23,191.70	21,068.12	22,000.00	22,000.00	20,795.98	22,250.00	20,250.00
41155 - Municipal Jury Fund	197.86	214.44	300.00	300.00	214.85	270.28	271.00
41170 - Omni Local Fee	1,369.71	1,405.64	1,700.00	1,700.00	1,040.06	1,618.43	1,619.00
41180 - JFC1 and Civil Justice Fee	143.26	236.19	300.00	300.00	137.88	210.97	211.00
41185 - Payment Plan Service Fees	16,822.53	14,671.98	17,000.00	17,000.00	13,896.48	16,299.44	16,300.00
41195 - City Court Costs	20,873.14	16,856.86	19,000.00	19,000.00	16,347.14	18,719.93	18,720.00
42060 - Lien Fees-Int - Demolition	4,175.91	6,003.11	6,000.00	6,000.00	1,590.93	1,100.00	1,000.00
53310 - Zoning Fees	5,750.00	2,750.00	4,000.00	4,000.00	3,750.00	3,250.00	3,500.00
53320 - Platting Fees	1,000.00	1,500.00	1,500.00	1,500.00	2,376.00	3,000.00	3,000.00
55002 - Dog Adoption Fee	2,095.00	2,110.00	1,600.00	1,600.00	1,450.00	1,300.00	1,300.00
55003 - Cat Adoption Fee	920.00	400.00	350.00	350.00	290.00	250.00	250.00
55004 - Other Animal Adoption Fee	350.00	415.00	265.00	265.00	185.00	200.00	200.00
55006 - Dog Released Fee	4,970.00	7,706.00	5,000.00	5,000.00	5,299.00	5,000.00	6,400.00
55007 - Cat Released Fee	274.00	173.00	200.00	200.00	129.00	135.00	130.00
55008 - Other Animal Released Fee	175.00	50.00	50.00	50.00	25.00	35.00	35.00
55009 - Trap Rental Fees	0.00	85.00	0.00	0.00	0.00	0.00	0.00
55010 - Food Handler Card	1,605.00	1,965.00	1,800.00	1,800.00	1,170.00	975.00	1,200.00
55011 - Food Handler Card Duplicate	10.00	39.00	50.00	50.00	0.00	15.00	15.00
55012 - Fundraiser Food Handler Class	175.00	230.00	200.00	200.00	350.00	325.00	325.00
55015 - Septic Tank Application	0.00	20,925.00	20,000.00	20,000.00	8,930.00	7,100.00	7,000.00
55020 - Foster Care Inspection Fee	150.00	50.00	0.00	0.00	100.00	100.00	100.00
55025 - Rabies Fees	2,880.00	2,040.00	0.00	0.00	0.00	0.00	0.00
56615 - Arrest Fees	9,889.34	7,665.59	8,000.00	8,000.00	7,537.24	8,000.00	8,500.00
56620 - Police Accident Reports	0.00	6.00	0.00	0.00	0.00	0.00	0.00
57010 - Ambulance Service-Intermedix	585,996.31	581,749.66	580,000.00	580,000.00	523,246.60	671,515.77	687,846.00
57011 - Ambulance Service - Supplemental Pmt Program	101,923.81	0.00	0.00	0.00	0.00	0.00	0.00
58001 - Golf Course Revenue	14,737.80	18,329.77	18,000.00	18,000.00	19,171.28	22,000.00	23,000.00
58002 - Contribution from County	500,000.00	500,000.00	500,000.00	629,760.00	416,666.70	629,760.00	500,000.00
58003 - Park User Fees	13,100.00	23,441.00	16,000.00	87,175.00	16,753.70	58,000.00	20,000.00
58004 - Golf Course-Membership Fees	30,921.00	25,038.35	25,000.00	25,000.00	26,565.30	28,000.00	28,000.00
58005 - Golf Course-Merchandise Sales	17,986.43	15,632.05	16,500.00	16,500.00	15,299.71	16,500.00	16,500.00
58006 - Golf Course-Cart Rentals	66,112.48	56,776.47	65,000.00	65,000.00	44,991.00	47,000.00	51,000.00
58007 - Golf Course-Driving Range Fees	18,954.08	15,616.52	15,000.00	15,000.00	20,364.85	19,500.00	21,500.00
58008 - Golf Course-Green Fees	117,607.43	112,239.93	120,000.00	120,000.00	97,667.48	105,000.00	115,000.00

Consolidated General Funds - Revenues

For Fiscal: 10/2022-09/2023 Period Ending: 09/30/2023

Sourc...	2021 Total Activity	2022 Total Activity	2023 Original Budget	2023 Total Budget (Amended)	2023 YTD Activity	Defined Budgets 2023 Expected Annual	Defined Budgets 2024 City Manager Proposed
58009 - Golf Course-Rental Fees	1,481.77	937.86	1,500.00	1,500.00	2,233.20	2,233.20	2,500.00
58010 - Golf Course-Food & Beverage Sales	16,936.17	14,481.27	15,000.00	15,000.00	13,369.01	13,500.00	15,000.00
58014 - Alcohol Sales	29,017.44	31,798.50	34,000.00	34,000.00	29,998.46	31,500.00	34,000.00
58015 - Golf Lessons	360.00	780.00	0.00	0.00	480.00	500.00	700.00
58050 - Rec Hall Rental Fees	4,530.00	17,290.00	18,000.00	18,000.00	18,090.00	18,000.00	22,000.00
58051 - Field Rental Fees	2,473.50	5,498.00	6,000.00	6,000.00	4,197.50	6,000.00	6,000.00
58053 - BBQ Rental Fees	0.00	375.00	750.00	750.00	50.00	50.00	750.00
58054 - Electricity Fees	2,680.50	2,003.50	4,500.00	4,500.00	3,929.00	4,500.00	4,500.00
58056 - Concession Rental Revenue	11,241.40	23,842.06	24,000.00	24,000.00	21,441.00	23,000.00	22,000.00
58057 - Concession Fees	0.00	0.00	0.00	0.00	0.00	2,500.00	0.00
58058 - Adult Softball League Fees	27,652.29	44,741.92	51,500.00	51,500.00	52,000.00	61,270.00	61,000.00
58059 - Tournament Fees	45.00	1,000.00	4,500.00	4,500.00	2,120.00	3,600.00	6,500.00
58060 - Swim Lessons	9,678.00	13,845.00	13,000.00	13,000.00	9,515.00	13,000.00	15,000.00
58061 - Pool Party Rental	3,110.00	5,955.00	7,500.00	7,500.00	5,650.00	7,500.00	10,000.00
58062 - Swim Team Registration	0.00	0.00	0.00	0.00	0.00	500.00	500.00
58065 - Swimming Pool Admission-Open Swim	8,696.00	17,125.05	10,000.00	10,000.00	10.00	10,000.00	15,000.00
58066 - Swimming Pool Admission-Aerobic Swim	198.00	510.00	300.00	300.00	0.00	300.00	500.00
58067 - Swimming Pool Admission-Nite Swim	4,663.00	6,013.00	5,000.00	5,000.00	0.00	5,000.00	6,000.00
58068 - 5k Registration	0.00	160.00	2,000.00	2,000.00	610.00	2,000.00	2,000.00
58069 - Downtown Pavilion Rental Fees	620.00	140.00	400.00	400.00	285.00	400.00	400.00
58070 - Centennial Bandstand Rental Fees	0.00	0.00	100.00	100.00	0.00	100.00	100.00
58071 - Recreation Fees	9,439.50	8,509.69	12,000.00	12,000.00	10,981.00	12,000.00	12,000.00
58073 - Senior/Adult Swim	1,017.00	486.00	750.00	750.00	0.00	750.00	750.00
58074 - Volleyball	0.00	2,337.00	0.00	0.00	0.00	2,000.00	2,500.00
58075 - Scoreboard Advertising Revenue	0.00	10,000.00	0.00	0.00	0.00	2,500.00	12,500.00
58076 - Pool Season Pass Cards	805.00	430.00	1,000.00	1,000.00	130.00	1,000.00	1,000.00
58135 - Rent - Water Tower	25,232.73	25,536.51	25,537.00	25,537.00	26,302.61	26,302.61	27,091.69
58136 - Rent - EDC Offices	600.00	0.00	0.00	0.00	0.00	0.00	0.00
58137 - Rent - Cell Tower	4,840.00	4,840.00	5,280.00	5,280.00	4,400.00	5,280.00	5,280.00
59947 - Other Income-Lease Purchase	32,228.98	0.00	0.00	0.00	0.00	0.00	0.00
62110 - Vacant Lot Clearance	36,620.43	24,230.25	28,000.00	28,000.00	13,350.68	12,500.00	12,500.00
62120 - Demolition Recovery Revenue	22,264.67	27,150.20	25,000.00	25,000.00	22,390.62	19,908.00	20,000.00
62130 - Noxious Matter Abatement Rev	4,959.57	3,668.34	1,500.00	1,500.00	2,448.91	2,350.00	2,500.00
72030 - Donations	24,381.15	47,050.00	0.00	13,529.60	57,384.60	57,339.60	0.00
75001 - Transfer In From Fund 001	307,289.75	441,393.52	406,350.00	406,350.00	304,762.50	406,350.00	386,532.12
75002 - Transfer In from Fund 002	58,005.00	35,000.00	35,000.00	35,000.00	26,250.00	35,000.00	35,000.00
75006 - Transfer from Fund 026	5,416.16	0.00	0.00	0.00	0.00	0.00	0.00
75010 - Transfer from Fund 051	1,350,000.00	1,350,000.00	1,485,000.00	1,485,000.00	1,113,750.00	1,485,000.00	1,485,000.00
75033 - Transfer From Fund 033	0.00	307.12	0.00	0.00	0.00	0.00	22,911.47
75067 - Transfer From Fund 067	0.00	29,017.21	0.00	0.00	0.00	0.00	0.00
75087 - Transfer From Fund 087	164,781.00	260,783.12	95,758.15	95,758.15	71,818.62	95,758.15	95,402.17

Consolidated General Funds - Revenues

For Fiscal: 10/2022-09/2023 Period Ending: 09/30/2023

Sourc...	2021 Total Activity	2022 Total Activity	2023 Original Budget	2023 Total Budget (Amended)	2023 YTD Activity	Defined Budgets: 2023 Expected Annual	Defined Budgets: 2024 City Manager Proposed
75091 - Transfer From Fund 091	64.58	0.00	2,494.02	2,494.02	1,572.14	1,572.14	0.00
75092 - Transfer From Fund 092	150,000.00	150,000.00	150,000.00	150,000.00	112,500.00	150,000.00	150,000.00
75095 - Transfer From Fund 095	0.00	5,000.00	0.00	0.00	0.00	0.00	0.00
75097 - Transfer from Fund 097	12,348.04	0.00	0.00	0.00	0.00	0.00	0.00
75105 - Transfer from Fund 105	0.00	0.00	30,000.00	30,000.00	22,500.00	30,000.00	0.00
75106 - Transfer From Fund 106	0.00	0.00	35,261.31	35,261.31	26,445.99	35,261.31	0.00
75107 - Transfer from Fund 107	0.00	0.00	1,869.73	1,869.73	1,402.29	1,869.73	0.00
75111 - Transfer from Fund 013	56.76	0.00	0.00	0.00	0.00	0.00	0.00
75112 - Transfer from Fund 030	58.26	0.00	0.00	0.00	0.00	0.00	0.00
75114 - Transfer From Fund 114	0.00	0.00	0.00	0.00	13,325.00	13,325.00	0.00
75115 - Transfer from Fund 115	0.00	0.00	24,985.00	24,985.00	0.00	24,985.00	385.14
75125 - Transfer From Fund 125	0.00	0.00	0.00	1,739,923.20	940,036.35	1,739,923.20	0.00
75126 - Transfer From Fund 126	0.00	0.00	119,453.45	119,453.45	89,590.08	119,453.45	0.00
81100 - Landfill Fees	493,473.50	499,282.75	515,000.00	515,000.00	368,799.65	438,062.40	438,062.00
81110 - Landfill Surcharge Revenue	268,482.69	269,212.89	269,000.00	269,000.00	231,356.75	266,594.75	266,595.00
81200 - Garbage Fees	2,720,835.83	2,754,889.31	2,740,000.00	2,740,000.00	2,365,047.67	2,726,712.63	2,728,343.00
81205 - Garbage Fees - Additional	576,765.42	582,746.36	583,000.00	583,000.00	502,598.74	578,993.09	579,505.00
81700 - Penalty Fee on Garbage Fees	33,125.57	33,043.03	34,000.00	34,000.00	26,108.58	32,608.52	29,080.00
81702 - Penalty Fee-Landfill Surcharge	2,936.73	2,891.57	3,000.00	3,000.00	2,401.64	2,640.60	2,641.00
81710 - Penalty Fee on NSF	0.00	75.00	0.00	0.00	75.00	100.00	50.00
81715 - Penalty on Licenses/Permits	850.00	0.00	0.00	0.00	0.00	0.00	0.00
84000 - Street Maintenance Fee	822,553.28	1,044,852.28	1,035,000.00	1,035,000.00	934,921.20	1,069,125.76	1,069,126.00
89000 - Solid Waste Miscellaneous	5,050.26	3,480.00	3,500.00	3,500.00	4,829.98	5,389.98	5,390.00
91000 - Sale of City Property	67,470.00	0.00	0.00	395,000.00	0.00	0.00	395,000.00
91001 - Solid Waste Metal Revenue	19,569.05	7,998.70	13,700.00	13,700.00	5,783.75	8,683.75	6,950.00
91100 - Sale of City Publications	195.20	147.20	246.00	246.00	45.00	30.00	125.00
91200 - Recycling Revenue	935.65	4,523.70	3,000.00	3,000.00	5,556.71	5,701.30	5,600.00
91201 - Sale of Open Records Documents	1,329.04	726.26	850.00	850.00	851.23	796.26	951.00
91300 - Credit Card Fee Revenue	0.00	2.75	0.00	0.00	0.00	0.00	0.00
91400 - Discount Revenue Sales Tax	1,408.91	1,374.63	1,500.00	1,500.00	1,142.22	1,370.92	1,371.00
91503 - Interest Income	19,917.11	103,357.35	50,700.00	50,700.00	660,680.89	813,844.77	959,148.00
92000 - Auction Revenue	3,327.00	36,225.00	10,000.00	10,000.00	0.00	2,500.00	2,500.00
94000 - Intergovernmental Revenue	0.00	428,941.15	0.00	0.00	0.00	0.00	0.00
99000 - Miscellaneous	7,135.06	26,687.58	10,000.00	10,000.00	27,908.75	36,085.77	9,000.00
99605 - Note Proceeds	1,310,000.00	1,221,925.00	0.00	0.00	0.00	0.00	0.00
99700 - Gain/Loss on Sale of Assets	0.00	44,000.00	0.00	0.00	0.00	0.00	0.00
Report Total:	**24,111,187.84**	**26,000,311.11**	**24,145,474.66**	**26,494,862.46**	**21,633,068.94**	**27,411,007.19**	**26,119,553.59**

Fund Summary

Fund	2021 Total Activity	2022 Total Activity	2023 Original Budget	2023 Total Budget	2023 YTD Activity	Defined Budgets 2023 Expected Annual	Defined Budgets 2024 City Manager Proposed
001 - GENERAL FUND	20,344,581.96	21,562,936.38	21,569,805.20	21,754,269.80	18,570,919.92	23,028,614.99	23,170,642.83
025 - BUILDING SECURITY FUND	14,447.00	11,784.00	13,000.00	13,000.00	11,303.20	11,500.93	13,350.00
026 - GOLF COURSE CAPITAL MAINTENANCE FUND	9,839.00	11,092.52	10,350.00	10,350.00	7,762.50	10,350.00	10,676.00
087 - SOLID WASTE-CAP PROJECTS	576,918.68	584,155.04	648,500.00	648,500.00	559,420.71	653,562.22	590,485.00
090 - LANDFILL CLOSURE FUND	367,932.98	368,560.88	367,958.15	367,958.15	307,243.42	366,968.78	366,906.17
091 - GF CAPITAL PROJECTS	0.00	307.12	0.00	0.00	0.00	0.00	0.00
092 - STREET FUND	822,553.28	1,073,869.49	1,035,000.00	1,035,000.00	934,921.20	1,069,125.76	1,069,126.00
093 - PARK MAINTENANCE FUND	25,000.00	25,000.00	25,000.00	55,000.00	18,750.00	55,000.00	25,000.00
097 - VEHICLE REPLACEMENT - FIRE FUND	101,923.81	0.00	45,000.00	45,000.00	33,750.00	45,000.00	45,000.00
098 - ECONOMIC DEVELOPMENT FUND	316,939.88	374,761.08	355,600.00	355,600.00	192,515.65	355,700.00	355,600.00
105 - VEHICLE REPLACEMENT - POLICE FUND	10,000.00	10,000.00	10,000.00	10,000.00	7,500.00	10,000.00	10,000.00
115 - TAX NOTES SERIES 2021	1,363,470.00	0.00	30,000.00	30,000.00	22,500.00	30,000.00	0.00
120 - PROPERTY TAX RESERVE FUND	157,581.25	80,715.45	0.00	0.00	0.00	0.00	0.00
121 - GF-ARP STATE & LOCAL FISCAL RECOVERY FUNDS	0.00	428,941.15	0.00	1,739,923.20	940,036.35	1,739,923.20	0.00
126 - GF TAX NOTES SERIES 2022	0.00	1,468,188.00	0.00	0.00	0.00	0.00	0.00
139 - VEHICLE REPLACEMENT PULIC WORKS-GF	0.00	0.00	35,261.31	35,261.31	26,445.99	35,261.31	10,000.00
206 - CHAMBERLAIN PARK PROJECT	0.00	0.00	0.00	395,000.00	0.00	0.00	452,767.59
Report Total:	**24,111,187.84**	**26,000,311.11**	**24,145,474.66**	**26,494,862.46**	**21,633,068.94**	**27,411,007.19**	**26,119,553.59**

CITY OF Kingsville TEXAS

City of Kingsville, TX

Consolidated General Funds - Expenditures

Group Summary

For Fiscal: 10/2022-09/2023 Period Ending: 09/30/2023

Objec...	2021 Total Activity	2022 Total Activity	2023 Original Budget	2023 Total Budget (Amended)	2023 YTD Activity	Defined Budgets: 2023 Expected Annual	Defined Budgets: 2024 City Manager Proposed
11100 - Salaries & Wages	9,032,215.16	9,639,108.84	11,002,297.00	10,839,932.05	8,436,420.75	10,311,319.75	12,544,664.00
11200 - Overtime	872,655.22	1,020,908.45	760,695.00	983,484.62	795,524.12	963,359.55	810,965.00
11206 - Overtime-Swat	38,742.73	26,988.26	50,000.00	50,000.00	28,952.94	43,285.43	50,831.00
11300 - Longevity	69,589.45	70,789.35	78,763.00	79,898.32	52,506.55	64,618.44	75,602.00
11301 - Longevity - Non Civil Service	28,464.66	48,796.33	58,252.00	58,064.67	43,038.96	52,645.33	59,900.00
11400 - Retirement - TMRS	858,886.35	880,522.85	969,132.00	982,528.33	759,312.51	913,993.99	1,221,908.00
11500 - FICA	754,408.50	812,447.59	934,781.00	933,826.15	697,307.36	834,302.38	1,054,969.00
11600 - Group Health Insurance	3,152,113.13	3,262,249.00	2,637,123.00	2,633,438.93	1,971,403.85	1,970,326.10	2,983,126.00
11601 - Group Health Ins-Retirees	16,112.76	17,581.95	15,265.00	15,265.00	9,462.54	11,967.33	15,265.00
11700 - Workers' Compensation	134,816.81	172,589.22	215,189.00	224,805.00	154,964.23	218,778.04	390,342.00
11800 - Unemployment Compensation	63,457.90	4,983.47	66,491.00	34,185.92	2,370.70	3,656.15	25,357.00
11900 - Educational Incentive	27,237.76	27,340.24	28,878.00	29,479.73	21,290.61	25,652.40	34,234.00
12000 - Car Allowance	22,466.99	22,867.00	22,801.00	24,010.01	20,436.36	24,010.01	24,192.00
12100 - Clothing Allowance	7,638.65	7,158.93	12,638.00	16,538.00	7,430.18	9,276.19	13,116.00
12200 - Certification Pay	156,112.82	174,871.90	183,839.00	189,423.91	142,159.91	172,353.74	173,112.00
12300 - Life Insurance	17,403.66	18,161.46	22,450.00	22,852.46	17,281.60	18,990.57	24,476.00
12900 - Safety Incentive	11,300.00	10,710.00	13,500.00	12,905.00	10,905.00	10,905.00	13,500.00
13100 - Hazard Pay	85,225.00	75,250.00	0.00	0.00	0.00	0.00	0.00
17600 - Volun-Workers' Comp	859.11	1,249.65	1,015.00	1,015.00	775.20	1,008.74	395.00
17700 - Volun-Retirement	2,278.08	7,960.88	7,521.00	7,521.00	3,241.39	6,482.78	7,686.00
19900 - Salaries/Benefits (dif Agency)	-57,649.00	-65,804.00	-66,990.00	-66,990.00	-66,990.00	-69,008.30	-73,621.00
21100 - Supplies	78,911.46	77,672.65	72,526.00	75,884.36	58,963.64	73,192.01	79,527.00
21110 - Employee Recognition Supplies	4,857.13	3,993.70	4,900.00	4,900.00	2,658.97	3,002.88	4,900.00
21114 - Concession Supplies	7,491.31	11,651.42	5,000.00	4,500.00	1,021.27	4,500.00	5,000.00
21130 - Supplies - Safety Incentives	1,076.50	4,458.34	3,582.00	3,230.45	3,230.45	3,230.45	3,582.00
21150 - Supplies-Open Records Document	223.83	273.08	900.00	900.00	283.59	900.00	500.00
21155 - Supplies-Parade Float	0.00	0.00	0.00	0.00	-8.11	8.11	0.00
21176 - Irrigation Supplies	5,130.63	5,354.01	3,840.00	7,340.00	6,557.40	7,340.00	3,840.00
21177 - Pro Shop Supplies	4,388.14	4,877.74	1,920.00	1,920.00	1,654.44	1,920.00	1,920.00
21178 - Maintenance Supplies	8,106.07	8,220.66	9,120.00	9,120.00	9,637.16	9,120.00	10,000.00
21179 - Golf Course Accessories	1,492.04	2,642.57	2,880.00	2,880.00	971.66	2,880.00	2,880.00
21181 - Aggregates	1,637.99	1,825.00	1,920.00	5,040.00	4,750.00	3,420.00	3,000.00
21194 - Covid 19 Event	23,168.11	0.00	0.00	0.00	0.00	0.00	0.00
21195 - Janitorial Supplies	12,744.89	14,517.22	12,000.00	17,379.00	16,721.45	17,378.28	17,000.00
21200 - Uniforms & Personal Wear	72,735.16	95,768.78	111,501.00	118,129.49	87,426.22	116,424.37	123,570.00

Consolidated General Funds - Expenditures

For Fiscal: 10/2022-09/2023 Period Ending: 09/30/2023

Objec...	2021 Total Activity	2022 Total Activity	2023 Original Budget	2023 Total Budget (Amended)	2023 YTD Activity	Defined Budgets 2023 Expected Annual	Defined Budgets 2024 City Manager Proposed
21400 - Chemicals	26,294.02	25,963.43	27,900.00	25,400.00	15,913.09	25,100.00	26,750.00
21401 - Pool Chemicals	14,984.57	22,641.14	15,500.00	15,500.00	15,057.31	15,500.00	15,500.00
21402 - Weed Control Chemicals	2,630.72	3,102.17	4,400.00	1,200.00	857.04	1,200.00	4,400.00
21403 - Pesticide Chemicals	2,017.81	1,885.81	2,500.00	3,500.00	2,500.14	3,218.62	3,000.00
21404 - Fertilizer Chemicals	10,762.90	16,500.00	17,500.00	18,781.98	18,178.83	18,781.38	18,500.00
21500 - Motor Gas & Oil	411,386.17	633,787.51	520,045.00	651,848.09	415,676.12	637,944.69	562,816.00
21700 - Minor Eq/Furniture	76,235.07	193,970.31	62,092.00	75,843.49	63,240.77	78,679.42	71,702.00
21800 - Guns & Ammunition	20,593.58	18,164.17	20,767.00	20,767.00	11,412.17	5,000.00	20,767.00
21900 - Animal Care	18,271.86	26,491.66	20,500.00	24,981.64	24,658.98	25,207.59	23,500.00
22000 - Rollouts & Dumpsters	50,207.00	93,250.02	100,000.00	100,000.00	65,321.00	100,000.00	100,000.00
22400 - Medical Supplies	50,021.90	49,072.09	49,009.00	57,435.46	51,483.39	48,909.00	51,009.00
22401 - Safety/First Aid	300.00	1,587.35	217.00	217.00	442.93	217.00	500.00
22402 - Medical Supplies - Veterinary	0.00	5,239.55	6,445.00	7,445.00	6,856.92	7,300.00	7,500.00
22500 - Educational Materials/Supplies	388.69	3,615.05	1,755.00	1,649.05	129.01	1,649.05	1,955.00
22600 - Computers & Associated Equip	44,296.56	77,658.36	69,453.00	102,950.22	63,939.99	102,500.18	56,272.00
23201 - Promotional Expense	0.00	0.00	900.00	900.00	0.00	900.00	0.00
23500 - Merchandise-Cost of Goods Sold	15,355.62	24,214.49	4,000.00	4,000.00	1,620.00	4,000.00	4,000.00
23501 - Alcohol-Cost of Goods Sold	13,562.76	15,989.12	15,000.00	15,000.00	13,245.49	15,000.00	15,000.00
31100 - Communications	210,754.63	198,134.20	203,144.00	217,769.87	188,229.75	211,350.69	220,892.68
31102 - Communications - Municipal Building	45,256.10	47,454.12	47,300.00	49,441.00	41,899.05	49,440.08	49,680.00
31103 - Communications - City Hall Complex	61,906.67	52,706.70	52,600.00	53,183.00	47,295.45	53,182.31	53,322.00
31300 - Postage & Freight	16,771.15	28,056.11	27,970.00	32,848.50	34,364.06	31,745.50	36,170.00
31400 - Professional Services	510,379.47	541,325.68	1,666,608.49	2,632,424.32	1,517,590.32	2,105,193.75	1,122,445.00
31401 - PrfSrv-Appraisal Dst	156,948.26	153,753.85	182,167.00	179,792.61	113,112.93	163,340.07	177,298.00
31404 - PrfSrv-Bond IssueCosts/Fees	28,485.00	26,128.83	0.00	0.00	0.00	0.00	0.00
31410 - ProfSrv-Sftware Mnt	278,935.40	302,587.65	279,166.00	293,320.24	246,060.85	293,320.24	280,524.00
31425 - Prof. Services-GPS	11,902.60	11,712.00	12,020.00	12,324.00	10,736.00	11,852.00	12,212.00
31427 - Prf Srv-Actuarial Services	7,250.00	2,250.00	9,000.00	4,750.00	0.00	4,750.00	9,000.00
31433 - Prof Srvcs-TAMUK Stadium Renov	0.00	25,000.00	25,000.00	25,000.00	25,000.00	25,000.00	0.00
31434 - PrfSrv-Rehrig Software Maint	8,425.00	7,500.00	8,100.00	8,100.00	6,812.50	8,100.00	8,100.00
31439 - Prof Serv-Events & Clean Up	3,918.06	8,681.93	7,500.00	7,500.00	3,944.82	7,500.00	7,500.00
31441 - Special Events & Festivals	7,398.70	20,726.26	9,000.00	17,285.08	17,073.69	17,285.08	9,800.00
31442 - Prof Srv-HALO Flight	10,000.00	10,000.00	10,000.00	10,000.00	10,000.00	10,000.00	10,000.00
31448 - ProfSrv-Health & Wellness Initiative	315.00	345.00	2,500.00	500.00	400.00	500.00	2,300.00
31451 - Prof Srv-Amb - Intermedix	64,525.11	65,047.04	61,500.00	61,500.00	56,692.87	61,500.00	61,500.00
31464 - Prof Svc-TX DOT Agreement	13,346.00	0.00	0.00	0.00	0.00	0.00	0.00
31470 - Prof Svcs - Audit Services	65,350.69	70,562.50	67,200.00	67,200.00	64,655.00	67,200.00	67,200.00
31475 - Prof Svcs-SWR Collection Expense	0.00	16.23	0.00	0.00	0.00	0.00	0.00
31488 - Prof. Services-Minor Vet Care	22,041.24	22,889.38	20,000.00	19,000.00	17,687.28	19,000.00	20,000.00
31493 - Tournament Expenditures	0.00	0.00	0.00	3,500.00	2,950.00	0.00	0.00
31495 - 5K Event	788.00	1,230.80	1,000.00	1,000.00	662.42	1,000.00	1,000.00

Objec...	2021 Total Activity	2022 Total Activity	2023 Original Budget	2023 Total Budget (Amended)	2023 YTD Activity	Defined Budgets 2023 Expected Annual	Defined Budgets 2024 City Manager Proposed
31496 - Track Team	1,854.00	1,000.00	900.00	900.00	900.00	900.00	900.00
31497 - Swim Team Program	1,316.00	0.00	900.00	900.00	0.00	900.00	900.00
31498 - Adult Softball Leauge	0.00	5,485.24	5,000.00	8,000.00	5,240.07	8,000.00	5,000.00
31499 - Recreational Programs	16,695.34	32,490.33	7,820.00	24,820.00	14,160.22	14,820.00	7,820.00
31500 - Printing & Publishing	48,944.72	41,061.13	40,087.00	47,563.28	39,654.33	44,302.60	47,743.00
31550 - Printing - Employment Ads	3,829.55	3,825.23	4,747.00	6,347.00	4,669.91	6,347.00	4,747.00
31600 - Membership, Training, Travel	45,177.60	50,394.09	66,462.00	70,444.80	54,258.09	68,755.69	64,828.00
31601 - Mayor Fugate-Training & Travel	190.88	2,639.44	7,000.00	7,000.00	4,800.89	7,000.00	5,000.00
31603 - Commissioner Lopez-Training & Travel	847.11	3,105.23	7,000.00	7,000.00	1,468.70	7,000.00	5,000.00
31606 - CM-Training & Travel	750.35	6,052.20	7,000.00	7,000.00	3,993.79	7,000.00	7,000.00
31607 - CS-Training & Travel	2,508.96	5,190.78	7,000.00	7,000.00	3,402.89	7,000.00	7,000.00
31608 - Commissioner Hinojosa-Training & Travel	690.66	3,591.62	7,000.00	7,000.00	4,295.03	7,000.00	5,000.00
31610 - Travel - Mileage Reimb	362.41	348.75	690.00	290.00	50.12	250.12	350.00
31613 - Training - Academy	-3,121.00	-9,843.00	9,000.00	28,967.00	11,242.00	28,967.00	9,000.00
31620 - Training & Travel - Fire Chief	149.00	4,259.92	4,800.00	4,800.00	3,187.84	4,800.00	5,000.00
31621 - Training & Travel - Civil Service	6,277.96	16,724.68	14,400.00	14,400.00	10,167.86	14,400.00	14,400.00
31622 - Commissioner Alvarez-Training & Travel	1,742.88	5,462.90	7,000.00	7,000.00	4,661.95	7,000.00	5,000.00
31623 - Commissioner Torres-Training & Travel	2,147.93	5,234.12	7,000.00	7,000.00	3,752.86	7,000.00	5,000.00
31625 - Training & Travel-Special Events	150.00	677.69	1,000.00	1,124.00	1,124.00	1,124.00	3,000.00
31630 - Training & Travel - Police Chief	4,346.66	3,397.21	2,782.00	2,899.49	2,899.49	2,899.49	2,782.00
31640 - Training & Travel - Finance Admin	3,526.95	7,863.51	6,805.00	5,771.13	4,772.13	5,771.13	10,410.00
31641 - Training & Travel - Purchasing	1,252.47	1,437.91	2,506.00	2,506.00	1,607.59	2,506.00	2,901.00
31651 - Training & Travel - HR	1,540.45	5,351.92	5,500.00	5,500.00	1,716.11	5,500.00	7,086.00
31652 - Training & Travel - Risk Mgmt	150.00	1,471.89	1,800.00	1,406.95	1,406.95	1,406.95	0.00
31660 - Training & Travel - Engineering	25.00	0.00	0.00	0.00	0.00	0.00	0.00
31661 - Training & Travel - Public Works Admin	330.00	3,928.96	2,120.00	2,120.00	1,230.00	2,120.00	2,400.00
31700 - Memberships & Dues	36,735.95	38,212.60	39,907.00	46,059.00	34,224.09	45,657.00	42,759.00
31800 - Equipment Rent	19,073.38	14,647.69	13,445.00	17,254.34	6,258.04	17,254.34	13,075.00
31900 - Catering	13,689.73	17,518.16	18,518.00	21,271.09	16,675.52	21,227.03	22,442.00
31910 - Catering-Employee Appreciation	0.00	0.00	154.00	154.00	0.00	154.00	0.00
32100 - State Fees	28,799.09	40,043.25	50,800.00	50,065.00	26,890.03	49,451.20	39,060.00
32300 - Utilities	391,726.18	459,930.11	442,400.00	479,270.69	349,709.67	475,915.51	463,960.00
32301 - Utilities - La Posada	1,313.88	0.00	1,200.00	749.20	0.00	0.00	0.00
32302 - Utilities - Municipal Building	24,830.65	28,956.37	26,000.00	28,952.00	20,109.78	28,951.82	28,000.00
32303 - Utilities - City Hall Complex	41,247.59	42,912.44	41,000.00	44,712.00	39,956.44	44,711.35	50,000.00
32304 - Utilities - Cottage Building	1,147.62	1,326.00	1,200.00	1,200.00	1,019.02	1,009.44	1,236.00
32400 - Laundry	33,507.23	31,407.54	36,867.00	37,064.14	23,259.58	32,642.28	36,017.00
32500 - Medical Treatment	18,293.95	25,838.48	18,940.00	26,440.00	19,814.55	26,440.00	18,940.00
32600 - Election	20,198.92	0.00	0.00	0.00	0.00	0.00	40,000.00
32800 - Claims Paid Against City	7,281.58	0.00	0.00	0.00	0.00	0.00	0.00
32803 - Claims - City Special	0.00	838.00	5,000.00	5,000.00	384.21	5,000.00	5,000.00

Objec...	2021 Total Activity	2022 Total Activity	2023 Original Budget	2023 Total Budget (Amended)	2023 YTD Activity	Defined Budgets 2023 Expected Annual	Defined Budgets 2024 City Manager Proposed
32827 - Claims - Water Construction	0.00	168.81	0.00	0.00	0.00	0.00	0.00
33100 - Subscriptions	15,756.30	8,752.97	19,922.00	14,143.04	8,357.23	14,483.33	22,943.00
33500 - Insurance	2,732.00	4,138.00	2,124.00	5,091.00	5,091.00	5,091.00	2,124.00
33501 - Insurance-Property/Liability	266,649.45	263,828.98	290,632.00	377,996.91	233,284.44	377,996.91	377,546.50
34000 - Jail Contract Expense	140,525.00	139,700.00	141,000.00	141,000.00	105,105.00	141,000.00	141,000.00
34001 - Advertising Services	2,700.11	928.98	4,592.00	3,192.00	1,519.30	3,192.00	4,592.00
34100 - Collection Exp-Tax Office	16,971.00	17,052.00	17,100.00	17,100.00	17,097.00	17,097.00	17,100.00
34200 - Special Services	21,109.52	32,405.88	27,980.00	28,863.58	24,356.49	22,569.21	4,000.00
34300 - Other Services	35.00	35.00	800.00	626.70	95.00	394.00	5,384.00
34400 - Keep Kingsville Beautiful	9,724.20	9,894.08	9,600.00	9,600.00	5,962.42	9,600.00	9,600.00
34500 - Community Appearance City/KWOP	12,281.00	9,816.00	10,750.00	10,750.00	5,102.47	6,000.00	0.00
34502 - Community Appear-Citizens Demo	0.00	28,900.00	40,000.00	29,595.00	20,600.00	29,595.00	40,000.00
34900 - Economic Development Grant	0.00	0.00	500,000.00	500,000.00	199,999.53	229,999.53	270,000.47
35501 - Incentive Agreement-Neessen	21,056.62	21,577.81	45,000.00	44,198.54	23,626.99	23,626.99	24,000.00
35502 - Incentive Agreement-Starbucks	20,000.00	0.00	0.00	0.00	0.00	0.00	0.00
35503 - Incentive Agreement-Marshalls	31,213.38	45,404.89	46,000.00	46,000.00	45,468.03	45,468.03	45,469.00
35504 - Incentive Agreement - Chik-fil-A	32,795.53	57,861.55	60,000.00	60,000.00	29,165.34	60,000.00	60,000.00
37500 - Miscellaneous Bank Expenses	0.00	25.00	100.00	100.00	0.00	0.00	100.00
41100 - Vehicle Maintenance	593,461.99	828,408.02	407,050.00	571,253.33	448,377.17	512,618.50	437,034.00
41400 - Equipment Maintenance	49,063.90	37,178.48	53,935.00	58,147.15	41,778.83	56,108.65	56,050.00
41600 - Maint - Rollouts & Dumpsters	1,810.82	3,229.80	2,226.00	2,226.00	1,734.35	2,226.00	2,226.00
51100 - Building Maintenance	117,682.01	87,369.66	88,200.00	137,510.49	136,181.18	137,509.80	96,200.00
51102 - Building Maintenance - Municipal Building	10,151.03	13,021.40	24,000.00	24,000.00	17,646.40	24,000.00	24,000.00
51103 - Building Maintenance - City Hall Complex	12,143.28	19,731.72	13,000.00	17,079.00	13,076.55	17,079.00	17,000.00
52100 - Street & Bridge	1,370,480.95	715,376.83	1,005,000.00	992,500.00	557,463.65	992,503.00	1,030,000.00
52105 - Street & Bridge - Alley	15,621.51	31,281.74	50,000.00	50,000.00	47,268.36	50,000.00	50,000.00
52200 - Signs & Signals	11,329.73	24,290.75	15,209.00	27,709.00	15,982.44	27,709.00	20,000.00
53100 - Drainage	2,019.84	0.00	5,000.00	5,000.00	1,753.03	5,000.00	5,000.00
59100 - Grounds & Perm Fixtures	101,534.70	202,110.63	110,045.00	503,955.36	217,635.20	202,241.36	445,141.59
59110 - Brookshire Park-1	867.41	168.05	480.00	480.00	494.61	480.00	480.00
59111 - Brookshire Park-Pool	1,086.56	1,445.00	1,440.00	1,440.00	902.49	1,440.00	1,440.00
59113 - Dick Kleberg Park	21,152.32	6,397.44	6,048.00	602,548.00	212,508.45	602,548.00	6,048.00
59114 - Flato Park	830.44	255.08	480.00	480.00	145.91	480.00	480.00
59115 - Flores Park	799.47	478.32	480.00	480.00	352.26	480.00	480.00
59116 - Thompson Park	900.64	251.34	480.00	438.42	59.80	378.62	480.00
59117 - Parks-Dog Park	428.96	417.70	480.00	714.77	514.77	714.77	480.00
59121 - Scoreboards - Parks	0.00	2,050.00	0.00	0.00	0.00	0.00	0.00
61102 - Note - Interest	0.00	7,975.09	0.00	0.00	0.00	0.00	0.00
64100 - Operating Lease	84,757.12	89,940.50	96,430.00	102,894.42	91,419.28	99,876.68	103,833.48
64200 - Capital Lease-Principle	385,423.63	396,415.87	254,583.80	262,405.36	260,343.51	262,185.74	186,000.00
64201 - Capital Lease-Interest	50,410.96	39,418.72	26,253.53	26,849.21	26,709.40	26,716.46	22,366.00

Consolidated General Funds - Expenditures

For Fiscal: 10/2022-09/2023 Period Ending: 09/30/2023

Objec...	2021 Total Activity	2022 Total Activity	2023 Original Budget	2023 Total Budget (Amended)	2023 YTD Activity	Defined Budgets 2023 Expected Annual	Defined Budgets 2024 City Manager Proposed
71100 - Vehicle	53,210.56	244,235.00	445,606.72	695,566.47	548,488.75	685,566.47	0.00
71200 - Machinery/Equipment	87,938.72	1,454,684.69	180,383.00	904,268.05	836,519.41	840,638.51	0.00
71215 - Golf Course Capital Projects - Course Improvements	0.00	0.00	0.00	259,500.00	259,520.00	259,520.00	0.00
71228 - Parks-Field Improvements	0.00	0.00	0.00	25,000.00	0.00	25,000.00	0.00
71300 - Building	66,115.00	5,000.00	178,330.00	534,085.60	316,772.83	532,135.83	9,000.00
71309 - Parks-Dog Park	2,814.02	0.00	0.00	0.00	0.00	0.00	0.00
71310 - City Hall Complex-Landscaping	0.00	0.00	0.00	165,489.60	80,733.48	130,633.48	0.00
72600 - Computers	32,228.98	0.00	0.00	0.00	0.00	0.00	0.00
80001 - Transfer Out to Fund 001	236,137.78	237,707.00	296,932.47	296,932.47	203,662.22	296,010.59	150,385.14
80002 - Transfer To Fund 002	850.00	0.00	12,054.00	12,054.00	9,040.50	12,054.00	12,062.00
80011 - Transfer Out to Fund 011	48,029.00	38,529.04	201,571.00	201,571.00	151,178.25	201,571.00	202,700.00
80019 - Transfer Out to Fund 019	0.00	0.00	0.00	426.12	319.59	426.12	0.00
80026 - Transfer Out to Fund 026	9,839.00	11,092.52	10,350.00	10,350.00	7,762.50	10,350.00	10,676.00
80051 - Transfer Out to Fund 051	331,308.00	208,403.00	92,705.00	92,705.00	69,528.75	92,705.00	89,964.00
80059 - Transfer to Fund 059	0.00	0.00	0.00	12.42	181.10	181.10	0.00
80069 - Transfer to Fund 069	42,886.45	0.00	0.00	0.00	0.00	0.00	0.00
80083 - Transfer To Fund 083	0.00	0.00	0.00	2,524.75	2,524.75	2,524.75	0.00
80087 - Transfer to Fund 087	0.00	0.00	65,000.00	65,000.00	48,750.00	65,000.00	0.00
80090 - Transfer To Fund 090	96,472.00	96,114.12	95,758.15	95,758.15	71,818.62	95,758.15	95,402.17
80093 - Transfer To Fund 093	25,000.00	25,000.00	25,000.00	50,000.00	18,750.00	25,000.00	25,000.00
80097 - Transfer Out to Fund 097	0.00	0.00	45,000.00	45,000.00	33,750.00	45,000.00	45,000.00
80098 - Transfer Out to Fund 098	208,980.75	270,000.00	251,000.00	251,000.00	188,250.00	251,000.00	251,000.00
80100 - Transfer to Fund 100	20,694.00	0.00	0.00	0.00	0.00	0.00	0.00
80101 - Transfer to Fund 101	0.00	1,059.75	0.00	0.00	0.00	0.00	0.00
80103 - Transfer to Fund 103	21,748.58	0.00	0.00	0.00	0.00	0.00	0.00
80105 - Transfer to Fund 105	10,000.00	10,000.00	10,000.00	10,000.00	7,500.00	10,000.00	10,000.00
80106 - Transfer to Fund 106	10,000.00	10,000.00	10,000.00	10,000.00	7,500.00	10,000.00	0.00
80107 - Transfer to Fund 107	1,869.73	0.00	0.00	0.00	0.00	0.00	0.00
80108 - Transfer to Fund 108	4,585.00	9,585.00	0.00	6,796.23	5,097.18	6,796.23	0.00
80110 - Transfer to Fund 110	20,665.00	0.00	0.00	0.00	0.00	0.00	0.00
80114 - Transfer to Fund 114	13,325.00	0.00	0.00	0.00	0.00	0.00	0.00
80115 - Transfer to Fund 115	53,470.00	0.00	30,000.00	30,000.00	22,500.00	30,000.00	0.00
80126 - Transfer to Fund 126	0.00	202,263.00	0.00	0.00	0.00	0.00	0.00
80138 - Transfer to Fund 138	53,933.00	0.00	0.00	0.00	0.00	0.00	0.00
80139 - Transfer to Fund 139	0.00	0.00	0.00	0.00	0.00	0.00	10,000.00
80206 - Transfer to Fund 206	0.00	0.00	0.00	0.00	0.00	0.00	34,856.12
80207 - Transfer to Fund 207	0.00	41,107.30	0.00	0.00	0.00	0.00	0.00
85000 - Department Year End Reductions	0.00	0.00	0.00	304,956.15	0.00	0.00	0.00
86000 - Budget Amendment Reserve	0.00	0.00	300,000.00	644.36	0.00	644.36	300,000.00
95000 - Bad Debt	26,125.00	40,489.94	0.00	0.00	0.00	0.00	0.00
Report Total:	**23,481,568.89**	**26,232,981.89**	**27,421,348.16**	**31,929,223.71**	**22,907,652.63**	**28,711,714.49**	**28,601,252.15**

Fund Summary

Fund	2021 Total Activity	2022 Total Activity	2023 Original Budget	2023 Total Budget	2023 YTD Activity	Defined Budgets 2023 Expected Annual	Defined Budgets 2024 City Manager Proposed
001 - GENERAL FUND	20,896,248.41	22,132,930.57	22,569,851.00	23,305,510.17	17,906,261.61	21,608,375.85	25,197,876.78
025 - BUILDING SECURITY FUND	130.86	0.00	18,330.00	18,330.00	9,396.28	18,330.00	9,000.00
026 - GOLF COURSE CAPITAL MAINTENANCE FUND	51,416.02	19,960.00	0.00	25,000.00	22,400.00	22,400.00	0.00
087 - SOLID WASTE-CAP PROJECTS	499,052.56	707,648.51	928,440.48	928,440.48	767,061.60	904,804.52	597,686.17
090 - LANDFILL CLOSURE FUND	157,754.51	44,998.64	532,966.00	569,966.00	69,559.86	90,881.00	479,085.00
091 - GF CAPITAL PROJECTS	64.58	0.00	2,494.02	2,494.02	1,572.14	1,572.14	0.00
092 - STREET FUND	1,454,336.46	817,057.57	1,274,982.00	1,274,982.00	650,702.25	1,274,985.00	1,299,982.00
093 - PARK MAINTENANCE FUND	25,300.00	41,291.15	46,000.00	61,000.00	30,000.00	55,000.00	0.00
097 - VEHICLE REPLACEMENT - FIRE FUND	12,348.04	0.00	0.00	0.00	0.00	0.00	0.00
098 - ECONOMIC DEVELOPMENT FUND	271,583.17	312,730.68	341,000.00	341,000.00	265,590.25	313,237.10	294,469.00
105 - VEHICLE REPLACEMENT - POLICE FUND	0.00	0.00	30,000.00	30,000.00	22,500.00	30,000.00	0.00
115 - TAX NOTES SERIES 2021	113,334.28	552,740.00	236,853.72	737,869.92	564,947.86	727,010.58	385.14
121 - GF-ARP STATE & LOCAL FISCAL RECOVERY FUNDS	0.00	428,941.15	756,925.49	3,526,439.92	2,164,463.82	3,221,957.97	0.00
123 - ECONOMIC DEVELOPMENT GRANT PROGRAM	0.00	0.00	500,000.00	500,000.00	199,999.53	229,999.53	270,000.47
126 - GF TAX NOTES SERIES 2022	0.00	1,174,683.62	183,505.45	213,191.20	183,297.43	213,160.80	0.00
206 - CHAMBERLAIN PARK PROJECT	0.00	0.00	0.00	395,000.00	49,900.00	0.00	452,767.59
Report Total:	**23,481,568.89**	**26,232,981.89**	**27,421,348.16**	**31,929,223.71**	**22,907,652.63**	**28,711,714.49**	**28,601,252.15**

FUND 001 – GENERAL FUND SUMMARY

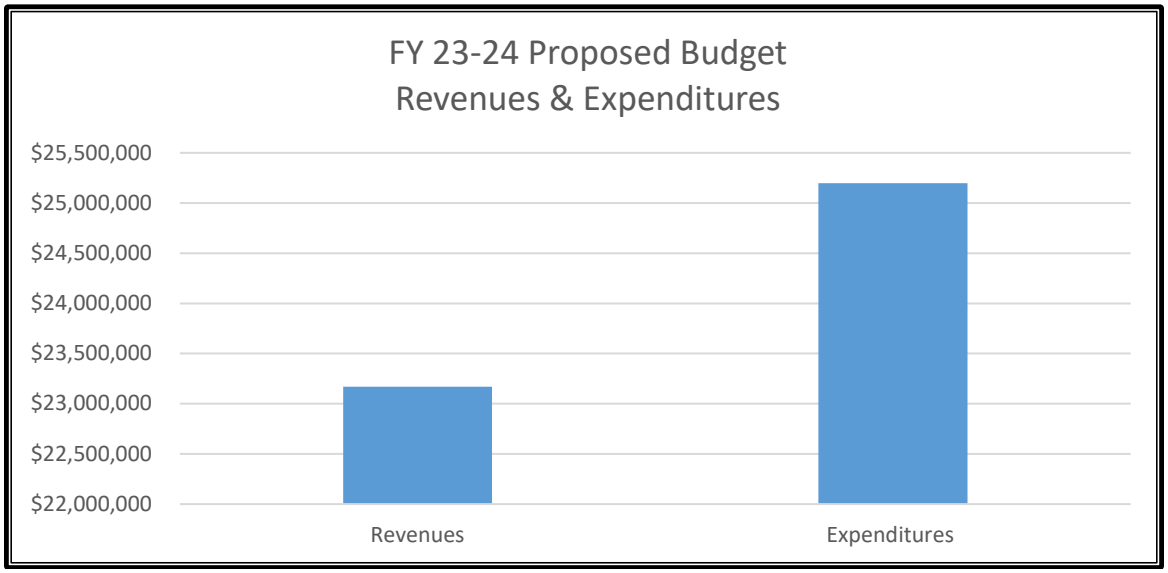

			FY 23-24 Proposed Budget	
Revenues			$ 23,170,643	
Expenditures			25,197,877	
Net Revenues over (under) Expenditures			$ (2,027,234)	
Fund Balance				
Beginning Fund Balance - (Unaudited)			$ 8,842,812	
Budgeted Revenues	$	21,500,258		
Budgeted Transfers In		1,670,385		
Total Budgeted Revenues			23,170,643	
Budgeted Expenditures	$	24,709,319		
Budgeted Transfers Out		488,558		
Total Budgeted Expenditures			25,197,877	
Estimated Ending Fund Balance 09/30/24			$ 6,815,578	
Minimum Requirements (25% of Operating Expenditues + Transfers Out)				
Total Expenditures (subject to calculation)			$ 25,197,877	
Less: Budget Amendment Reserve Now Budgeted			(300,000)	
Net Expenditures subject to minimum requirements			$ 24,897,877	
Minimum Requirements (25% of Expenditures)			$ 6,224,469	
Estimated Ending Fund Balance 09/30/24			6,815,578	
Above (Below) Minimum Requirements			$ 591,108	27.37%

CITY OF Kingsville TEXAS

City of Kingsville, TX

General Funds
Account Summary
For Fiscal: 10/2022-09/2023 Period Ending: 09/30/2023

			2021 Total Activity	2022 Total Activity	2023 Original Budget	2023 Total Budget (Amended)	2023 YTD Activity	2023 Expected Annual	2024 City Manager Proposed
Fund: 001 - GENERAL FUND									
Revenue									
Department : 000 - Non-Departmental									
Division: 0000 - Non-Departmental									
RevCategory: 500 - General Services Fees									
001-4-0000-58135	Rent - Water Tower		25,232.73	25,536.51	25,537.00	25,537.00	26,302.61	26,302.61	27,091.69
Budget Detail									
Budget Code	**Description**	**Units**	**Price**	**Amount**					
City Manager	Annual 3% Increase	26,302.61	-0.03	-789.08					
City Manager	FY 22-23 Contract Amount	0.00	0.00	-26,302.61					
001-4-0000-58136	Rent - EDC Offices		600.00	0.00	0.00	0.00	0.00		
001-4-0000-58137	Rent - Cell Tower		4,840.00	4,840.00	5,280.00	5,280.00	4,400.00	5,280.00	5,280.00
Budget Detail									
Budget Code	**Description**	**Units**	**Price**	**Amount**					
City Manager	Monthly Rental Fee	12.00	-440.00	-5,280.00					
RevCategory: 500 - General Services Fees Total:			**30,672.73**	**30,376.51**	**30,817.00**	**30,817.00**	**30,702.61**	**31,582.61**	**32,371.69**
RevCategory: 750 - Transfers									
001-4-0000-75002	Transfer From Fund 002		58,005.00	35,000.00	35,000.00	35,000.00	26,250.00	35,000.00	35,000.00
Budget Detail									
Budget Code	**Description**	**Units**	**Price**	**Amount**					
City Manager	Annual Allocation	0.00	0.00	-35,000.00					
001-4-0000-75006	Transfer from Fund 026		5,416.16	0.00	0.00	0.00	0.00		
001-4-0000-75010	Transfer From Fund 051		1,350,000.00	1,350,000.00	1,485,000.00	1,485,000.00	1,113,750.00	1,485,000.00	1,485,000.00
Budget Detail									
Budget Code	**Description**	**Units**	**Price**	**Amount**					
City Manager	PY Annual Allocaton	0.00	0.00	-1,485,000.00					
001-4-0000-75087	Transfer From Fund 087		68,309.00	87,707.00	0.00	0.00	0.00		
001-4-0000-75091	Transfer From Fund 091		64.58	0.00	2,494.02	2,494.02	1,572.14	1,572.14	
001-4-0000-75092	Transfer From Fund 092		150,000.00	150,000.00	150,000.00	150,000.00	112,500.00	150,000.00	150,000.00

			2021 Total Activity	2022 Total Activity	2023 Original Budget	2023 Total Budget (Amended)	2023 YTD Activity	2023 Expected Annual	2024 City Manager Proposed
Budget Detail									
Budget Code	**Description**	**Units**	**Price**	**Amount**					
City Manager	Annual Allocation	0.00	0.00	-150,000.00					
001-4-0000-75095	Transfer From Fund 095		0.00	5,000.00	0.00	0.00	0.00		
001-4-0000-75097	Transfer from Fund 097		12,348.04	0.00	0.00	0.00	0.00		
001-4-0000-75107	Transfer from Fund 107		0.00	0.00	1,869.73	1,869.73	1,402.29	1,869.73	
001-4-0000-75111	Transfer from Fund 013		56.76	0.00	0.00	0.00	0.00		
001-4-0000-75112	Transfer from Fund 030		58.26	0.00	0.00	0.00	0.00		
001-4-0000-75114	Transfer from Fund 114		0.00	0.00	0.00	0.00	13,325.00	13,325.00	
001-4-0000-75115	Transfer from Fund 115		0.00	0.00	24,985.00	24,985.00	0.00	24,985.00	385.14
Budget Detail									
Budget Code	**Description**	**Units**	**Price**	**Amount**					
City Manager	Unused Proceeds due to Savings & Interest	0.00	0.00	-385.14					
001-4-0000-75126	Transfer From Fund 126		0.00	0.00	119,453.45	119,453.45	89,590.08	119,453.45	
	RevCategory: 750 - Transfers Total:		**1,644,257.80**	**1,627,707.00**	**1,818,802.20**	**1,818,802.20**	**1,358,389.51**	**1,831,205.32**	**1,670,385.14**
RevCategory: 800 - Utility Services									
001-4-0000-81710	Penalty Fee on NSF		0.00	75.00	0.00	0.00	75.00	100.00	50.00
Budget Detail									
Budget Code	**Description**	**Units**	**Price**	**Amount**					
City Manager	NSF Fees	0.00	0.00	-50.00					
	RevCategory: 800 - Utility Services Total:		**0.00**	**75.00**	**0.00**	**0.00**	**75.00**	**100.00**	**50.00**
RevCategory: 900 - Interest & Other									
001-4-0000-91000	Sale of City Property		67,470.00	0.00	0.00	0.00	0.00		
001-4-0000-91100	Sale of City Publications		195.20	147.20	246.00	246.00	45.00	30.00	125.00
Budget Detail									
Budget Code	**Description**	**Units**	**Price**	**Amount**					
City Manager	Average of last 3 years	0.00	0.00	-125.00					
001-4-0000-91201	Sale of Open Records Documen...		1,329.04	726.26	850.00	850.00	851.23	796.26	951.00
Budget Detail									
Budget Code	**Description**	**Units**	**Price**	**Amount**					
City Manager	Average of last 3 yeaars	0.00	0.00	-951.00					
001-4-0000-91503	Interest Income		19,722.29	101,606.37	50,000.00	50,000.00	650,942.51	802,300.36	945,900.00

			2021 Total Activity	2022 Total Activity	2023 Original Budget	2023 Total Budget (Amended)	2023 YTD Activity	2023 Expected Annual	2024 City Manager Proposed
Budget Detail									
Budget Code	**Description**	**Units**	**Price**	**Amount**					
City Manager	Amount Expected to End Year With	0.00	0.00	-945,900.00					
001-4-0000-99000	Miscellaneous		5,888.39	13,168.25	10,000.00	10,000.00	-83.88	8,093.14	9,000.00
Budget Detail									
Budget Code	**Description**	**Units**	**Price**	**Amount**					
City Manager	Average of last three years	0.00	0.00	-9,000.00					
	RevCategory: 900 - Interest & Other Total:		**94,604.92**	**115,648.08**	**61,096.00**	**61,096.00**	**651,754.86**	**811,219.76**	**955,976.00**
	Division: 0000 - Non-Departmental Total:		**1,769,535.45**	**1,773,806.59**	**1,910,715.20**	**1,910,715.20**	**2,040,921.98**	**2,674,107.69**	**2,658,782.83**
	Department : 000 - Non-Departmental Total:		**1,769,535.45**	**1,773,806.59**	**1,910,715.20**	**1,910,715.20**	**2,040,921.98**	**2,674,107.69**	**2,658,782.83**

		2021 Total Activity	2022 Total Activity	2023 Original Budget	2023 Total Budget (Amended)	2023 YTD Activity	2023 Expected Annual	2024 City Manager Proposed
Department : 160 - Planning /DevlopSvcs								
Division: 1600 - Planning/DevelopSvcs								
RevCategory: 300 - Permits & Licenses								
001-4-1600-31110	Plumbing Permits	10,733.17	18,396.10	18,500.00	18,500.00	10,451.49	11,500.00	11,500.00
001-4-1600-31120	Electric Permits	22,394.40	25,459.95	25,000.00	25,000.00	17,574.78	21,250.00	19,750.00
001-4-1600-31130	Building Permits	57,307.63	86,799.66	210,880.00	210,880.00	66,558.92	75,250.00	75,250.00
001-4-1600-31140	Moving Permits	455.00	721.20	500.00	500.00	972.80	973.00	500.00
001-4-1600-31150	Other Permits	0.00	0.00	0.00	0.00	66.00	70.00	15.00
001-4-1600-31160	Mechanical Permits	6,539.73	14,196.60	11,000.00	11,000.00	17,079.61	22,000.00	20,360.00
001-4-1600-31166	Street Closure Permit-Small Ev...	200.00	0.00	700.00	700.00	0.00		
001-4-1600-31167	Street Closure Permit-Large Ev...	0.00	0.00	100.00	100.00	0.00		
001-4-1600-31170	Certificate of Occupancy	1,255.00	1,850.00	1,500.00	1,500.00	1,966.00	2,300.00	2,300.00
001-4-1600-31171	Mobile Home Unit Fee	610.00	610.00	500.00	500.00	0.00		
001-4-1600-31172	Mobile Home Processing Fee	50.00	0.00	0.00	0.00	0.00		
001-4-1600-31180	Plan Review	8,995.76	2,875.00	5,000.00	5,000.00	2,996.00	3,000.00	5,000.00
001-4-1600-31185	Economic Dev Agreement Fee	177.50	0.00	0.00	0.00	25.00	25.00	25.00
001-4-1600-31190	Sign Permits	940.68	525.00	500.00	500.00	250.00	500.00	500.00
001-4-1600-32210	Amusement Licenses	45.00	45.00	50.00	50.00	0.00	50.00	50.00
001-4-1600-32220	Beer & Liquor Licenses	8,005.00	8,005.00	8,000.00	8,000.00	5,082.50	5,100.00	5,000.00
001-4-1600-32230	Electrical Licenses	0.00	20.00	0.00	0.00	0.00		
001-4-1600-32240	Contractors Licenses	30,125.00	33,430.00	34,000.00	34,000.00	24,800.00	27,500.00	28,500.00
001-4-1600-32250	Solicitor Licenses	625.00	200.00	200.00	200.00	100.00	100.00	75.00
001-4-1600-32260	Food Licenses	28,430.00	29,655.00	28,000.00	28,000.00	27,985.00	28,000.00	28,000.00
001-4-1600-32270	Other Licenses	125.00	0.00	0.00	0.00	0.00		
	RevCategory: 300 - Permits & Licenses Total:	**177,013.87**	**222,788.51**	**344,430.00**	**344,430.00**	**175,908.10**	**197,618.00**	**196,825.00**
RevCategory: 400 - Fines								
001-4-1600-42060	Lien Fees-Interest	4,175.91	6,003.11	6,000.00	6,000.00	1,590.93	1,100.00	1,000.00
	RevCategory: 400 - Fines Total:	**4,175.91**	**6,003.11**	**6,000.00**	**6,000.00**	**1,590.93**	**1,100.00**	**1,000.00**
RevCategory: 500 - General Services Fees								
001-4-1600-53310	Zoning Fees	5,750.00	2,750.00	4,000.00	4,000.00	3,750.00	3,250.00	3,500.00
001-4-1600-53320	Platting Fees	1,000.00	1,500.00	1,500.00	1,500.00	2,376.00	3,000.00	3,000.00
	RevCategory: 500 - General Services Fees Total:	**6,750.00**	**4,250.00**	**5,500.00**	**5,500.00**	**6,126.00**	**6,250.00**	**6,500.00**

		2021 Total Activity	2022 Total Activity	2023 Original Budget	2023 Total Budget (Amended)	2023 YTD Activity	2023 Expected Annual	2024 City Manager Proposed
RevCategory: 600 - City Services								
001-4-1600-62110	Vacant Lot Clearance	36,620.43	24,230.25	28,000.00	28,000.00	13,350.68	12,500.00	12,500.00
001-4-1600-62120	Demolition Recovery Revenue	22,264.67	27,150.20	25,000.00	25,000.00	22,390.62	19,908.00	20,000.00
001-4-1600-62130	Noxious Matter Abatement Rev	4,959.57	3,668.34	1,500.00	1,500.00	2,448.91	2,350.00	2,500.00
	RevCategory: 600 - City Services Total:	**63,844.67**	**55,048.79**	**54,500.00**	**54,500.00**	**38,190.21**	**34,758.00**	**35,000.00**
RevCategory: 800 - Utility Services								
001-4-1600-81715	Penalty on Licenses/Permits	850.00	0.00	0.00	0.00	0.00		
	RevCategory: 800 - Utility Services Total:	**850.00**	**0.00**	**0.00**	**0.00**	**0.00**	**0.00**	**0.00**
	Division: 1600 - Planning/DevelopSvcs Total:	**252,634.45**	**288,090.41**	**410,430.00**	**410,430.00**	**221,815.24**	**239,726.00**	**239,325.00**
Division: 1603 - Code Compliance								
RevCategory: 700 - Grants								
001-4-1603-72030	Donations	0.00	0.00	0.00	1,000.00	1,000.00	1,000.00	
	RevCategory: 700 - Grants Total:	**0.00**	**0.00**	**0.00**	**1,000.00**	**1,000.00**	**1,000.00**	**0.00**
	Division: 1603 - Code Compliance Total:	**0.00**	**0.00**	**0.00**	**1,000.00**	**1,000.00**	**1,000.00**	**0.00**
	Department : 160 - Planning /DevlopSvcs Total:	**252,634.45**	**288,090.41**	**410,430.00**	**411,430.00**	**222,815.24**	**240,726.00**	**239,325.00**

		2021 Total Activity	2022 Total Activity	2023 Original Budget	2023 Total Budget (Amended)	2023 YTD Activity	2023 Expected Annual	2024 City Manager Proposed
Department : 170 - Solid Waste Management								
Division: 1700 - Solid Waste Managmnt								
RevCategory: 800 - Utility Services								
001-4-1700-81100	Landfill Fees	493,473.50	499,282.75	515,000.00	515,000.00	368,799.65	438,062.40	438,062.00
001-4-1700-81200	Garbage Fees	2,720,835.83	2,754,889.31	2,740,000.00	2,740,000.00	2,365,047.67	2,726,712.63	2,728,343.00
001-4-1700-81700	Penalty Fee on Garbage Fees	33,125.57	33,043.03	34,000.00	34,000.00	26,108.58	32,608.52	29,080.00
001-4-1700-89000	Solid Waste Miscellaneous	5,050.26	3,480.00	3,500.00	3,500.00	4,829.98	5,389.98	5,390.00
	RevCategory: 800 - Utility Services Total:	**3,252,485.16**	**3,290,695.09**	**3,292,500.00**	**3,292,500.00**	**2,764,785.88**	**3,202,773.53**	**3,200,875.00**
RevCategory: 900 - Interest & Other								
001-4-1700-91001	Solid Waste Metal Revenue	19,569.05	7,998.70	13,700.00	13,700.00	5,783.75	8,683.75	6,950.00
001-4-1700-91200	Recycling Revenue	935.65	4,523.70	3,000.00	3,000.00	5,556.71	5,701.30	5,600.00
	RevCategory: 900 - Interest & Other Total:	**20,504.70**	**12,522.40**	**16,700.00**	**16,700.00**	**11,340.46**	**14,385.05**	**12,550.00**
	Division: 1700 - Solid Waste Managmnt Total:	**3,272,989.86**	**3,303,217.49**	**3,309,200.00**	**3,309,200.00**	**2,776,126.34**	**3,217,158.58**	**3,213,425.00**
	Department : 170 - Solid Waste Management Total:	**3,272,989.86**	**3,303,217.49**	**3,309,200.00**	**3,309,200.00**	**2,776,126.34**	**3,217,158.58**	**3,213,425.00**

		2021 Total Activity	2022 Total Activity	2023 Original Budget	2023 Total Budget (Amended)	2023 YTD Activity	2023 Expected Annual	2024 City Manager Proposed
Department : 180 - Finance								
Division: 1800 - Finance								
RevCategory: 100 - Advalorem Taxes								
001-4-1800-11111	Current Taxes-Real Property	5,809,481.43	6,260,708.63	6,525,170.00	6,525,170.00	6,312,457.19	6,483,578.77	6,834,849.00
001-4-1800-12111	Delinquent Taxes-Real Property	158,278.14	232,898.64	195,000.00	195,000.00	151,464.14	191,596.84	201,977.00
001-4-1800-13010	Penalty and Interest	102,069.57	151,081.77	115,000.00	115,000.00	101,589.84	176,885.91	135,452.00
001-4-1800-13110	Late Rendition Penalty	6,546.35	7,374.11	8,000.00	8,000.00	5,566.21	6,980.16	6,981.00
	RevCategory: 100 - Advalorem Taxes Total:	**6,076,375.49**	**6,652,063.15**	**6,843,170.00**	**6,843,170.00**	**6,571,077.38**	**6,859,041.68**	**7,179,259.00**
RevCategory: 200 - Non-Property Taxes								
001-4-1800-21110	City Sales Tax	5,704,000.16	6,279,433.91	5,825,000.00	5,825,000.00	4,267,072.78	6,661,191.00	6,625,000.00
001-4-1800-21120	Mixed Drink Tax	54,035.04	64,220.23	64,000.00	64,000.00	52,113.54	55,108.89	68,683.00
001-4-1800-22210	Electric Franchise	694,526.76	652,116.75	690,000.00	690,000.00	475,233.35	596,314.93	602,748.00
001-4-1800-22220	Telephone Franchise	52,802.03	48,747.21	52,000.00	52,000.00	33,956.65	45,298.50	45,300.00
001-4-1800-22230	Gas Franchise	82,869.84	92,800.74	80,000.00	80,000.00	59,100.81	67,320.96	80,000.00
001-4-1800-22240	Television Franchise	51,439.84	46,513.90	52,000.00	52,000.00	26,498.92	44,306.59	44,307.00
	RevCategory: 200 - Non-Property Taxes Total:	**6,639,673.67**	**7,183,832.74**	**6,763,000.00**	**6,763,000.00**	**4,913,976.05**	**7,469,540.87**	**7,466,038.00**
RevCategory: 400 - Fines								
001-4-1800-41110	Court Fines	542,503.22	455,124.55	509,000.00	509,000.00	407,317.76	460,660.00	470,700.00
001-4-1800-41115	Warrants	62,245.97	53,020.07	62,000.00	62,000.00	36,872.30	42,000.00	42,000.00
001-4-1800-41120	Minor Fines	900.00	2,216.00	800.00	800.00	1,019.00	1,119.00	1,120.00
001-4-1800-41130	State Service Fee	23,191.70	21,068.12	22,000.00	22,000.00	20,795.98	22,250.00	20,250.00
001-4-1800-41155	Municipal Jury Fund	197.86	214.44	300.00	300.00	214.85	270.28	271.00
001-4-1800-41170	Omni Local Fee	1,369.71	1,405.64	1,700.00	1,700.00	1,040.06	1,618.43	1,619.00
001-4-1800-41180	JFC1 and Civil Justice Fee	143.26	236.19	300.00	300.00	137.88	210.97	211.00
001-4-1800-41185	Payment Plan Service Fees	16,822.53	14,671.98	17,000.00	17,000.00	13,896.48	16,299.44	16,300.00
001-4-1800-41195	City Court Costs	20,873.14	16,856.86	19,000.00	19,000.00	16,347.14	18,719.93	18,720.00
	RevCategory: 400 - Fines Total:	**668,247.39**	**564,813.85**	**632,100.00**	**632,100.00**	**497,641.45**	**563,148.05**	**571,191.00**
RevCategory: 500 - General Services Fees								
001-4-1800-59947	Other Income - Lease Purchase	32,228.98	0.00	0.00	0.00	0.00		
	RevCategory: 500 - General Services Fees Total:	**32,228.98**	**0.00**	**0.00**	**0.00**	**0.00**	**0.00**	**0.00**
RevCategory: 900 - Interest & Other								
001-4-1800-91400	Discount Revenue Sales Tax	1,408.91	1,374.63	1,500.00	1,500.00	1,142.22	1,370.92	1,371.00

		2021 Total Activity	2022 Total Activity	2023 Original Budget	2023 Total Budget (Amended)	2023 YTD Activity	2023 Expected Annual	2024 City Manager Proposed
001-4-1800-92000	Auction Revenue	3,327.00	36,225.00	10,000.00	10,000.00	0.00	2,500.00	2,500.00
	RevCategory: 900 - Interest & Other Total:	**4,735.91**	**37,599.63**	**11,500.00**	**11,500.00**	**1,142.22**	**3,870.92**	**3,871.00**
	Division: 1800 - Finance Total:	**13,421,261.44**	**14,438,309.37**	**14,249,770.00**	**14,249,770.00**	**11,983,837.10**	**14,895,601.52**	**15,220,359.00**
Division: 1803 - Municipal Court								
RevCategory: 900 - Interest & Other								
001-4-1803-91300	Credit Card Fee Revenue-Muni ...	0.00	2.75	0.00	0.00	0.00		
001-4-1803-99000	Miscellaneous	56.39	457.10	0.00	0.00	0.00		
	RevCategory: 900 - Interest & Other Total:	**56.39**	**459.85**	**0.00**	**0.00**	**0.00**	**0.00**	**0.00**
	Division: 1803 - Municipal Court Total:	**56.39**	**459.85**	**0.00**	**0.00**	**0.00**	**0.00**	**0.00**
	Department : 180 - Finance Total:	**13,421,317.83**	**14,438,769.22**	**14,249,770.00**	**14,249,770.00**	**11,983,837.10**	**14,895,601.52**	**15,220,359.00**

		2021 Total Activity	2022 Total Activity	2023 Original Budget	2023 Total Budget (Amended)	2023 YTD Activity	2023 Expected Annual	2024 City Manager Proposed
Department : 210 - Police								
Division: 2100 - Police								
RevCategory: 500 - General Services Fees								
001-4-2100-56615	Arrest Fees	9,889.34	7,665.59	8,000.00	8,000.00	7,537.24	8,000.00	8,500.00
001-4-2100-56620	Police Accident Reports	0.00	6.00	0.00	0.00	0.00		
	RevCategory: 500 - General Services Fees Total:	**9,889.34**	**7,671.59**	**8,000.00**	**8,000.00**	**7,537.24**	**8,000.00**	**8,500.00**
RevCategory: 900 - Interest & Other								
001-4-2100-99000	Miscellaneous	0.00	133.25	0.00	0.00	0.00		
	RevCategory: 900 - Interest & Other Total:	**0.00**	**133.25**	**0.00**	**0.00**	**0.00**	**0.00**	**0.00**
	Division: 2100 - Police Total:	**9,889.34**	**7,804.84**	**8,000.00**	**8,000.00**	**7,537.24**	**8,000.00**	**8,500.00**
Division: 2102 - Patrol								
RevCategory: 700 - Grants								
001-4-2102-72030	Donations	250.00	0.00	0.00	2,529.60	2,529.60	2,529.60	
	RevCategory: 700 - Grants Total:	**250.00**	**0.00**	**0.00**	**2,529.60**	**2,529.60**	**2,529.60**	**0.00**
	Division: 2102 - Patrol Total:	**250.00**	**0.00**	**0.00**	**2,529.60**	**2,529.60**	**2,529.60**	**0.00**
	Department : 210 - Police Total:	**10,139.34**	**7,804.84**	**8,000.00**	**10,529.60**	**10,066.84**	**10,529.60**	**8,500.00**

		2021 Total Activity	2022 Total Activity	2023 Original Budget	2023 Total Budget (Amended)	2023 YTD Activity	2023 Expected Annual	2024 City Manager Proposed
Department : 220 - Fire								
Division: 2200 - Fire								
RevCategory: 300 - Permits & Licenses								
001-4-2200-31155	Fire Prevention Permits	78,979.50	97,793.25	82,000.00	82,000.00	81,331.00	102,000.00	97,000.00
001-4-2200-31195	Private Ambulance Permit	0.00	0.00	2,700.00	2,700.00	0.00		
	RevCategory: 300 - Permits & Licenses Total:	**78,979.50**	**97,793.25**	**84,700.00**	**84,700.00**	**81,331.00**	**102,000.00**	**97,000.00**
RevCategory: 500 - General Services Fees								
001-4-2200-57010	Ambulance Service-Digitech/R1...	585,996.31	581,749.66	580,000.00	580,000.00	523,246.60	671,515.77	687,846.00
	RevCategory: 500 - General Services Fees Total:	**585,996.31**	**581,749.66**	**580,000.00**	**580,000.00**	**523,246.60**	**671,515.77**	**687,846.00**
RevCategory: 700 - Grants								
001-4-2200-72030	Donations	4,250.00	0.00	0.00	10,000.00	10,000.00	10,000.00	
	RevCategory: 700 - Grants Total:	**4,250.00**	**0.00**	**0.00**	**10,000.00**	**10,000.00**	**10,000.00**	**0.00**
RevCategory: 900 - Interest & Other								
001-4-2200-99000	Miscellaneous	0.00	0.00	0.00	0.00	6,304.63	6,304.63	
	RevCategory: 900 - Interest & Other Total:	**0.00**	**0.00**	**0.00**	**0.00**	**6,304.63**	**6,304.63**	**0.00**
	Division: 2200 - Fire Total:	**669,225.81**	**679,542.91**	**664,700.00**	**674,700.00**	**620,882.23**	**789,820.40**	**784,846.00**
	Department : 220 - Fire Total:	**669,225.81**	**679,542.91**	**664,700.00**	**674,700.00**	**620,882.23**	**789,820.40**	**784,846.00**

		2021 Total Activity	2022 Total Activity	2023 Original Budget	2023 Total Budget (Amended)	2023 YTD Activity	2023 Expected Annual	2024 City Manager Proposed
Department : 440 - Health								
Division: 4400 - Health								
RevCategory: 300 - Permits & Licenses								
001-4-4400-31151	Food Service Establishment Pe...	0.00	0.00	0.00	0.00	60.00	100.00	100.00
001-4-4400-31154	Mobile Unit Permit	0.00	175.00	175.00	175.00	0.00		
001-4-4400-31157	Temporary Food Event Permit	0.00	30.00	0.00	0.00	170.00	175.00	150.00
	RevCategory: 300 - Permits & Licenses Total:	**0.00**	**205.00**	**175.00**	**175.00**	**230.00**	**275.00**	**250.00**
RevCategory: 500 - General Services Fees								
001-4-4400-55002	Dog Adoption Fee	2,095.00	2,110.00	1,600.00	1,600.00	1,450.00	1,300.00	1,300.00
001-4-4400-55003	Cat Adoption Fee	920.00	400.00	350.00	350.00	290.00	250.00	250.00
001-4-4400-55004	Other Animal Adoption Fee	350.00	415.00	265.00	265.00	185.00	200.00	200.00
001-4-4400-55006	Dog Released Fee	4,970.00	7,706.00	5,000.00	5,000.00	5,299.00	5,000.00	6,400.00
001-4-4400-55007	Cat Released Fee	274.00	173.00	200.00	200.00	129.00	135.00	130.00
001-4-4400-55008	Other Animal Released Fee	175.00	50.00	50.00	50.00	25.00	35.00	35.00
001-4-4400-55009	Trap Rental Fees	0.00	85.00	0.00	0.00	0.00		
001-4-4400-55010	Food Handler Card Fee	1,605.00	1,965.00	1,800.00	1,800.00	1,170.00	975.00	1,200.00
001-4-4400-55011	Food Handler Card Duplicate	10.00	39.00	50.00	50.00	0.00	15.00	15.00
001-4-4400-55012	Fundraiser Food Handler Class	175.00	230.00	200.00	200.00	350.00	325.00	325.00
001-4-4400-55015	Septic Tank Application Fee	0.00	20,925.00	20,000.00	20,000.00	8,930.00	7,100.00	7,000.00
001-4-4400-55020	Foster Care Inspection Fee	150.00	50.00	0.00	0.00	100.00	100.00	100.00
001-4-4400-55025	Rabies Fees	2,880.00	2,040.00	0.00	0.00	0.00		
	RevCategory: 500 - General Services Fees Total:	**13,604.00**	**36,188.00**	**29,515.00**	**29,515.00**	**17,928.00**	**15,435.00**	**16,955.00**
RevCategory: 700 - Grants								
001-4-4400-72030	Donations	149.00	20.00	0.00	0.00	255.00	210.00	
	RevCategory: 700 - Grants Total:	**149.00**	**20.00**	**0.00**	**0.00**	**255.00**	**210.00**	**0.00**
RevCategory: 900 - Interest & Other								
001-4-4400-99000	Miscellaneous	32.22	0.00	0.00	0.00	21,688.00	21,688.00	
	RevCategory: 900 - Interest & Other Total:	**32.22**	**0.00**	**0.00**	**0.00**	**21,688.00**	**21,688.00**	**0.00**
	Division: 4400 - Health Total:	**13,785.22**	**36,413.00**	**29,690.00**	**29,690.00**	**40,101.00**	**37,608.00**	**17,205.00**
	Department : 440 - Health Total:	**13,785.22**	**36,413.00**	**29,690.00**	**29,690.00**	**40,101.00**	**37,608.00**	**17,205.00**

		2021 Total Activity	2022 Total Activity	2023 Original Budget	2023 Total Budget (Amended)	2023 YTD Activity	2023 Expected Annual	2024 City Manager Proposed
Department : 450 - Parks & Recreation								
Division: 4501 - Parks & Rec - Admin								
RevCategory: 500 - General Services Fees								
001-4-4501-58002	Contribution from County	465,000.00	465,000.00	465,000.00	465,000.00	387,500.00	465,000.00	465,000.00
Budget Notes								
Budget Code	**Subject**	**Description**						
City Manager	park admin contribution from county	Per existing interlocal agreement $465,000 will be contributed to the City for the operation and maintenance of all County and City parks. We will be discussing the adult softball complex before the budget is finalized						
RevCategory: 500 - General Services Fees Total:		**465,000.00**	**465,000.00**	**465,000.00**	**465,000.00**	**387,500.00**	**465,000.00**	**465,000.00**
Division: 4501 - Parks & Rec - Admin Total:		**465,000.00**	**465,000.00**	**465,000.00**	**465,000.00**	**387,500.00**	**465,000.00**	**465,000.00**
Division: 4502 - L.E. Ramey Golf Course Maintenance								
RevCategory: 500 - General Services Fees								
001-4-4502-58001	Golf Course Revenue-Tournam...	14,737.80	18,329.77	18,000.00	18,000.00	19,171.28	22,000.00	23,000.00
Budget Notes								
Budget Code	**Subject**	**Description**						
City Manager	Golf course tournaments	Bringing more golf tournaments						
001-4-4502-58002	Contribution from County	35,000.00	35,000.00	35,000.00	164,760.00	29,166.70	164,760.00	35,000.00
Budget Notes								
Budget Code	**Subject**	**Description**						
City Manager	County contributions	County donation						
001-4-4502-58004	Membership Fees	30,921.00	25,038.35	25,000.00	25,000.00	26,565.30	28,000.00	28,000.00
Budget Notes								
Budget Code	**Subject**	**Description**						
City Manager	Memberships	Going to have a membership drive						
001-4-4502-58005	Merchandise Sales	17,986.43	15,632.05	16,500.00	16,500.00	15,299.71	16,500.00	16,500.00
Budget Notes								
Budget Code	**Subject**	**Description**						
City Manager	Merchadise	Need more golf apparel in pro shop						
001-4-4502-58006	Cart Rentals	66,112.48	56,776.47	65,000.00	65,000.00	44,991.00	47,000.00	51,000.00
Budget Notes								
Budget Code	**Subject**	**Description**						
City Manager	Cart rental	More play means more cart rentals						
001-4-4502-58007	Driving Range Fees	18,954.08	15,616.52	15,000.00	15,000.00	20,364.85	19,500.00	21,500.00

		2021 Total Activity	2022 Total Activity	2023 Original Budget	2023 Total Budget (Amended)	2023 YTD Activity	2023 Expected Annual	2024 City Manager Proposed
Budget Notes								
Budget Code	**Subject**	**Description**						
City Manager	Driving range fees	promote driving range						
001-4-4502-58008	Green Fees	117,607.43	112,239.93	120,000.00	120,000.00	97,667.48	105,000.00	115,000.00
Budget Notes								
Budget Code	**Subject**	**Description**						
City Manager	Green fees	Green fees need to go up						
001-4-4502-58009	Rental Fees	1,481.77	937.86	1,500.00	1,500.00	2,233.20	2,233.20	2,500.00
Budget Notes								
Budget Code	**Subject**	**Description**						
City Manager	rental fees	Need a couple of sets of rental clubs						
001-4-4502-58010	Food & Beverage Sales	16,936.17	14,481.27	15,000.00	15,000.00	13,369.01	13,500.00	15,000.00
Budget Notes								
Budget Code	**Subject**	**Description**						
City Manager	Food and Beverage sales	Sell hotdogs, frito pies						
001-4-4502-58014	Alcohol Sales	29,017.44	31,798.50	34,000.00	34,000.00	29,998.46	31,500.00	34,000.00
Budget Notes								
Budget Code	**Subject**	**Description**						
City Manager	Alcohol sales	Have a happy hour						
001-4-4502-58015	Golf Lessons	360.00	780.00	0.00	0.00	480.00	500.00	700.00
Budget Notes								
Budget Code	**Subject**	**Description**						
City Manager	Golf lessons	Need a teaching pro to help me with this						
RevCategory: 500 - General Services Fees Total:		**349,114.60**	**326,630.72**	**345,000.00**	**474,760.00**	**299,306.99**	**450,493.20**	**342,200.00**
RevCategory: 900 - Interest & Other								
001-4-4502-99000	Miscellaneous	0.00	10,153.98	0.00	0.00	0.00		
Budget Notes								
Budget Code	**Subject**	**Description**						
City Manager	Misc income	Raffles during tournaments						
RevCategory: 900 - Interest & Other Total:		**0.00**	**10,153.98**	**0.00**	**0.00**	**0.00**	**0.00**	**0.00**
Division: 4502 - L.E. Ramey Golf Course Maintenance Total:		**349,114.60**	**336,784.70**	**345,000.00**	**474,760.00**	**299,306.99**	**450,493.20**	**342,200.00**

		2021 Total Activity	2022 Total Activity	2023 Original Budget	2023 Total Budget (Amended)	2023 YTD Activity	2023 Expected Annual	2024 City Manager Proposed
Division: 4513 - Parks-Recreational Programs								
RevCategory: 500 - General Services Fees								
001-4-4513-58003	Park Donations	0.00	2,000.00	0.00	28,975.00	2,000.00	12,000.00	_____

Budget Notes

Budget Code	Subject	Description
City Manager	rec donations	Increased to set a goal for more donations for park improvements. Ball Fields, shelters, amenities etc. Programming assistance as well.

001-4-4513-58050	Rec Hall Rental Fees	4,530.00	17,290.00	18,000.00	18,000.00	18,090.00	18,000.00	22,000.00

Budget Notes

Budget Code	Subject	Description
City Manager	rec rc hall rentals rev	assertive marketing regarding facility rentals including buildings ball fields parks etc.

001-4-4513-58051	Field Rental Fees	2,473.50	5,498.00	6,000.00	6,000.00	4,197.50	6,000.00	6,000.00

Budget Notes

Budget Code	Subject	Description
City Manager	rec field rentals	we went from bad weather winter to league which has kept our fields not available much this year for rentals. hoping the summer makes up some of our revenue. 2024 more marketing for field rentals.

001-4-4513-58053	BBQ Rental Fees	0.00	375.00	750.00	750.00	50.00	50.00	750.00

Budget Notes

Budget Code	Subject	Description
City Manager	rec bbq building rentals	we dont rent the bbq building but rent the outdoor area. would like to do some work on bbq building for nature center

001-4-4513-58054	Electricity Fees	2,680.50	2,003.50	4,500.00	4,500.00	3,929.00	4,500.00	4,500.00

Budget Notes

Budget Code	Subject	Description
City Manager	rec electricity fees	these are fees people pay in the parks for electricity outlets mostly for inflatables for parties. We hope to change this to shelter rentals next year with a bigger price pointlike instead off $15.00 for 4 hours for electric a reserved shelter with electric for $50 - 75 for 4 hours

001-4-4513-58056	Concession Rental Revenue	73.00	2,213.05	2,000.00	2,000.00	1,718.60	2,000.00	2,000.00

Budget Notes

Budget Code	Subject	Description
City Manager	concession rental	rental of concession areas at ball fields usually with tournaments. we also record concessions from our movie nights, teen dances, etc into this line item as well.

001-4-4513-58058	Adult Softball League Fees	0.00	4,385.00	13,000.00	13,000.00	3,800.00	13,000.00	13,000.00

		2021 Total Activity	2022 Total Activity	2023 Original Budget	2023 Total Budget (Amended)	2023 YTD Activity	2023 Expected Annual	2024 City Manager Proposed
Budget Notes								
Budget Code	**Subject**	**Description**						
City Manager	adult softball	we were a couple seasons off this year due to our manager started working nights. he is back now and we are starting up again. we hope to increase our teams by 10 each season. and are in discussions with Judge Madrid regarding County taking over Fields and him running the league. This would create a hardship in coordinating the use of the fields for youth tournaments, practice for league teams etc. but surely want help to get them improved.						
001-4-4513-58059	Adult Softball League-Tournam...	45.00	1,000.00	2,000.00	2,000.00	2,120.00	3,600.00	4,000.00
Budget Notes								
Budget Code	**Subject**	**Description**						
City Manager	adult softball league tournaments							
City Manager	adult softball tournaments	revenue from entry fees from tournaments pushing league to host at least two more tournament next year						
001-4-4513-58060	Swim Lessons	9,678.00	13,845.00	13,000.00	13,000.00	9,515.00	13,000.00	15,000.00
Budget Notes								
Budget Code	**Subject**	**Description**						
City Manager	swim lessons	entry fees for swim lessons patrons pay $55 per child per session of 8 classes. will hope to have more classes with new kisd schedule						
001-4-4513-58061	Pool Party Rental	3,110.00	5,955.00	7,500.00	7,500.00	5,650.00	7,500.00	10,000.00
Budget Notes								
Budget Code	**Subject**	**Description**						
City Manager	pool party rentals	lifeguard fees charged were upped to $20 per hour from $15 due to increase in lifeguard pay to be competitive with base and university and area markets						
001-4-4513-58062	Swim Team Registration	0.00	0.00	0.00	0.00	0.00	500.00	500.00
Budget Notes								
Budget Code	**Subject**	**Description**						
City Manager	swim team	$5 per kid plus lifeguard fees for practicing at pool						
001-4-4513-58065	Swimming Pool Admission-Ope...	8,696.00	17,125.05	10,000.00	10,000.00	10.00	10,000.00	15,000.00
Budget Notes								
Budget Code	**Subject**	**Description**						
City Manager	open swim pool admission	previous year was $17,000 not sure about this year with kisd and sgisd both going back to school august 1st. upping budget $2k and will se how the year rolls.						
001-4-4513-58066	Swimming Pool Admission-Aer...	198.00	510.00	300.00	300.00	0.00	300.00	500.00

		2021 Total Activity	2022 Total Activity	2023 Original Budget	2023 Total Budget (Amended)	2023 YTD Activity	2023 Expected Annual	2024 City Manager Proposed
Budget Notes								
Budget Code	**Subject**	**Description**						
City Manager	rec water aerobics	trying a new high intensity workout at pool this summer and contracting an aqua zumber instructor we hope moire intense workout will grow interest in these classes						
001-4-4513-58067	Swimming Pool Admission-Nite...	4,663.00	6,013.00	5,000.00	5,000.00	0.00	5,000.00	6,000.00
Budget Notes								
Budget Code	**Subject**	**Description**						
City Manager	pool nite swim	popular for families						
001-4-4513-58068	5k Registration	0.00	160.00	2,000.00	2,000.00	610.00	2,000.00	2,000.00
Budget Notes								
Budget Code	**Subject**	**Description**						
City Manager	5k	monarch 5k ugly sweater run pot o gold color run summer mud run summer glow run golf course cross country run						
001-4-4513-58069	Downtown Pavilion Rental Fees	620.00	140.00	400.00	400.00	285.00	400.00	400.00
Budget Notes								
Budget Code	**Subject**	**Description**						
City Manager	pavilion rental fees	more marketng about this facility						
001-4-4513-58070	Centennial Bandstand Rental F...	0.00	0.00	100.00	100.00	0.00	100.00	100.00
Budget Notes								
Budget Code	**Subject**	**Description**						
City Manager	bandstand rental	Funds collected for the rental of the bandstand facility,. Needs some marketing						
001-4-4513-58071	Recreation Fees	9,439.50	8,509.69	12,000.00	12,000.00	10,981.00	12,000.00	12,000.00
Budget Notes								
Budget Code	**Subject**	**Description**						
City Manager	rec fees	fees for attending our summer, spring break, holiday camps and other activities						
001-4-4513-58073	Swimming Pool Admission-Seni...	1,017.00	486.00	750.00	750.00	0.00	750.00	750.00
Budget Notes								
Budget Code	**Subject**	**Description**						
City Manager	pool senior swim	1 hour dedicated to seniors at the pool really going to try to build this up through Senior Services						

		2021 Total Activity	2022 Total Activity	2023 Original Budget	2023 Total Budget (Amended)	2023 YTD Activity	2023 Expected Annual	2024 City Manager Proposed
001-4-4513-58074	Swimming Pool Admission-Voll...	0.00	2,337.00	0.00	0.00	0.00	2,000.00	2,500.00
Budget Notes								
Budget Code	**Subject**	**Description**						
City Manager	teen nite at the pool	really continues to grow every year one of the only things we have succeeded with for this age groiup						
001-4-4513-58075	Scoreboard Advertising Revenue	0.00	10,000.00	0.00	0.00	0.00	2,500.00	12,500.00
Budget Notes								
Budget Code	**Subject**	**Description**						
City Manager	scoreboard advertising revenue	Year 3 for First Community Bank @ $2500 plus hope to sell another board at $10,000.00						
001-4-4513-58076	Pool Season Pass Cards	805.00	430.00	1,000.00	1,000.00	130.00	1,000.00	1,000.00
Budget Notes								
Budget Code	**Subject**	**Description**						
City Manager	pool season passes	pushing these hard this summer to try to build next year $250 for family of 5						
RevCategory: 500 - General Services Fees Total:		**48,028.50**	**100,275.29**	**98,300.00**	**127,275.00**	**63,086.10**	**116,200.00**	**130,500.00**
RevCategory: 700 - Grants								
001-4-4513-72030	Donations	19,732.15	47,030.00	0.00	0.00	43,600.00	43,600.00	
RevCategory: 700 - Grants Total:		**19,732.15**	**47,030.00**	**0.00**	**0.00**	**43,600.00**	**43,600.00**	**0.00**
RevCategory: 900 - Interest & Other								
001-4-4513-99000	Miscellaneous	1,158.06	2,775.00	0.00	0.00	0.00		
RevCategory: 900 - Interest & Other Total:		**1,158.06**	**2,775.00**	**0.00**	**0.00**	**0.00**	**0.00**	**0.00**
Division: 4513 - Parks-Recreational Programs Total:		**68,918.71**	**150,080.29**	**98,300.00**	**127,275.00**	**106,686.10**	**159,800.00**	**130,500.00**
Division: 4514 - Softball League								
RevCategory: 500 - General Services Fees								
001-4-4514-58003	Softball League Donations / Sp...	13,100.00	21,441.00	16,000.00	28,200.00	14,753.70	16,000.00	20,000.00
Budget Notes								
Budget Code	**Subject**	**Description**						
City Manager	league sponsors	league is building more kids every year will sell sponsors harder next year						
001-4-4514-58056	Softball League Concession Rev...	11,168.40	21,629.01	22,000.00	22,000.00	19,722.40	21,000.00	20,000.00
Budget Notes								
Budget Code	**Subject**	**Description**						
City Manager	league concessions	better facilities will allow for more revenue						
001-4-4514-58057	Tournament Concession Reven...	0.00	0.00	0.00	0.00	0.00	2,500.00	
001-4-4514-58058	Softball League Fees	27,652.29	40,356.92	38,500.00	38,500.00	48,200.00	48,270.00	48,000.00

		2021 Total Activity	2022 Total Activity	2023 Original Budget	2023 Total Budget (Amended)	2023 YTD Activity	2023 Expected Annual	2024 City Manager Proposed
Budget Notes								
Budget Code	**Subject**	**Description**						
City Manager	league fees	entry fees for regular league play and allstar games 620 2022 768 2023 @ 70.00 boys @ 60.00 girls no cap						
001-4-4514-58059	Tournament Fees	0.00	0.00	2,500.00	2,500.00	0.00	_____	2,500.00
Budget Notes								
Budget Code	**Subject**	**Description**						
City Manager	keagye tournament fees	post or pre season tournament revenue						
RevCategory: 500 - General Services Fees Total:		**51,920.69**	**83,426.93**	**79,000.00**	**91,200.00**	**82,676.10**	**87,770.00**	**90,500.00**
Division: 4514 - Softball League Total:		**51,920.69**	**83,426.93**	**79,000.00**	**91,200.00**	**82,676.10**	**87,770.00**	**90,500.00**
Department : 450 - Parks & Recreation Total:		**934,954.00**	**1,035,291.92**	**987,300.00**	**1,158,235.00**	**876,169.19**	**1,163,063.20**	**1,028,200.00**
Revenue Total:		**20,344,581.96**	**21,562,936.38**	**21,569,805.20**	**21,754,269.80**	**18,570,919.92**	**23,028,614.99**	**23,170,642.83**

		2021 Total Activity	2022 Total Activity	2023 Original Budget	2023 Total Budget (Amended)	2023 YTD Activity	2023 Expected Annual	2024 City Manager Proposed
Expense								
Department : 100 - City Commission								
Division: 1000 - City Commission								
Category: 10 - Personnel Services								
001-5-1000-11100	Salaries & Wages	3,183.93	3,208.93	7,200.00	7,200.00	2,621.43	5,121.43	7,325.00

Budget Detail

Budget Code	Description	Units	Price	Amount
City Manager	(4) Commissioners-(4) meetings/mo-$25 ea	192.00	25.00	4,800.00
City Manager	Mayor-4 meetings/mo @ $50	48.00	50.00	2,400.00
City Manager	YE-9 day accrual less PY credit	0.00	0.00	125.00

001-5-1000-11500	FICA	1,413.00	1,177.19	2,020.00	2,020.00	831.47	1,845.29	2,053.00

Budget Detail

Budget Code	Description	Units	Price	Amount
City Manager	Salary items @ 7.65%	26,400.00	0.08	2,019.60
City Manager	YE 9 day accrual less PY credit	0.00	0.00	33.40

001-5-1000-11600	Group Health Insurance	48,216.00	48,216.00	37,776.00	37,776.00	36,458.10	36,450.00	41,522.00

Budget Notes

Budget Code	Subject	Description
City Manager	Enrollment	(2) PPO Plans (3) Waived Coverage

Budget Detail

Budget Code	Description	Units	Price	Amount
City Manager	(2) PPO	0.00	0.00	41,522.00

001-5-1000-11700	Workers' Compensation	28.74	40.54	46.00	46.00	31.28	38.97	73.00

Budget Detail

Budget Code	Description	Units	Price	Amount
City Manager	Experience Modifier	113.52	-0.20	-22.70
City Manager	Fund Discount	90.82	-0.20	-18.16
City Manager	Total Compensation x WC Rate	264.00	0.43	113.52
City Manager	Whole Dollar Rounding	0.00	0.00	0.34

001-5-1000-11800	Unemployment Compensation	554.92	163.60	1,260.00	1,136.00	19.32	23.03	461.00

Budget Detail

Budget Code	Description	Units	Price	Amount
City Manager	(5) Employees @ $86	5.00	86.00	430.00
City Manager	YE 9 day accrual less PY credit	0.00	0.00	31.00

			2021 Total Activity	2022 Total Activity	2023 Original Budget	2023 Total Budget (Amended)	2023 YTD Activity	2023 Expected Annual	2024 City Manager Proposed
001-5-1000-12000	Car Allowance		18,857.14	19,257.15	19,200.00	19,200.00	16,457.14	19,200.00	19,332.00
Budget Notes									
Budget Code	**Subject**	**Description**							
City Manager	Car Allowance	1 Commissioner car allowance is recorded in Mileage line item.							
Budget Detail									
Budget Code	**Description**	**Units**	**Price**	**Amount**					
City Manager	(4) Commissioners	4.00	4,800.00	19,200.00					
City Manager	YE 9 day accrual less PY credit	0.00	0.00	132.00					
001-5-1000-12300	Life Insurance		86.40	86.40	108.00	108.00	79.20	86.40	108.00
Budget Detail									
Budget Code	**Description**	**Units**	**Price**	**Amount**					
City Manager	(5) Commissioners @ $21.60 ea	5.00	21.60	108.00					
	Category: 10 - Personnel Services Total:		**72,340.13**	**72,149.81**	**67,610.00**	**67,486.00**	**56,497.94**	**62,765.12**	**70,874.00**
Category: 20 - Supplies									
001-5-1000-21100	Supplies		481.86	427.54	500.00	500.00	35.83	500.00	500.00
Budget Detail									
Budget Code	**Description**	**Units**	**Price**	**Amount**					
City Manager	Office Supplies	0.00	0.00	500.00					
001-5-1000-21200	Uniforms & Personal Wear		0.00	0.00	1,250.00	1,250.00	160.00	1,250.00	1,250.00
Budget Detail									
Budget Code	**Description**	**Units**	**Price**	**Amount**					
City Manager	Shirts, Jackets, Wearable Items - Alvarez	1.00	250.00	250.00					
City Manager	Shirts, Jackets, Wearable Items - Fugate	1.00	250.00	250.00					
City Manager	Shirts, Jackets, Wearable Items - Hinojosa	1.00	250.00	250.00					
City Manager	Shirts, Jackets, Wearable Items - Lopez	1.00	250.00	250.00					
City Manager	Shirts, Jackets, Wearable Items - Torres	1.00	250.00	250.00					
	Category: 20 - Supplies Total:		**481.86**	**427.54**	**1,750.00**	**1,750.00**	**195.83**	**1,750.00**	**1,750.00**

		2021 Total Activity	2022 Total Activity	2023 Original Budget	2023 Total Budget (Amended)	2023 YTD Activity	2023 Expected Annual	2024 City Manager Proposed
Category: 30 - Services								
001-5-1000-31100	Communications	2,406.32	2,652.85	2,760.00	2,760.00	2,209.70	2,652.00	2,652.00

Budget Notes

Budget Code	Subject	Description
City Manager	Budget Info	Communications are a non-core item due to contractual obligations. Divisions control who is issued a city cell phone based on the job requirements.

Budget Detail

Budget Code	Description	Units	Price	Amount
City Manager	Cell Phone Service - Alvarez	1.00	552.00	552.00
City Manager	Cell Phone Service - Fugate	1.00	552.00	552.00
City Manager	Cell Phone Service - Hinojosa	1.00	552.00	552.00
City Manager	Cell Phone Service - Lopez	1.00	552.00	552.00
City Manager	Cell Phone Service - Torres	1.00	552.00	552.00
City Manager	Reduction Per CM	0.00	0.00	-108.00

001-5-1000-31400	Professional Services	1,400.00	44,400.00	260.00	450.00	450.00	450.00	260.00

Budget Detail

Budget Code	Description	Units	Price	Amount
City Manager	(4) Bond Renewal for Commissioners	1.00	260.00	260.00

001-5-1000-31500	Printing & Publishing	12,497.51	12,699.74	9,000.00	9,000.00	9,614.96	9,000.00	11,000.00

Budget Detail

Budget Code	Description	Units	Price	Amount
City Manager	Additional Core	1.00	1,000.00	1,000.00
City Manager	Core Budget-Publication of City Ordinance	1.00	8,000.00	8,000.00
City Manager	FY 23-24-Perm Increase-Addtl Requirements	0.00	0.00	2,000.00

001-5-1000-31601	Mayor Fugate-Training & Travel	190.88	2,639.44	7,000.00	7,000.00	4,800.89	7,000.00	5,000.00

Budget Notes

Budget Code	Subject	Description
City Manager	Washington, DC	Mayor may use Nat'l League of Cities funds for Washington, DC trips that may come up all of a sudden.

Budget Detail

Budget Code	Description	Units	Price	Amount
City Manager	Core-Nat'l League of Cities Fall & Spring Con	1.00	2,750.00	2,750.00
City Manager	Core-Other training(s)	1.00	750.00	750.00
City Manager	Core-TML Annual Conf. Dallas	1.00	1,500.00	1,500.00

001-5-1000-31603	Commissioner Lopez-Training &..	847.11	3,105.23	7,000.00	7,000.00	1,468.70	7,000.00	5,000.00

Budget Detail

Budget Code	Description	Units	Price	Amount
City Manager	Coe-Nat'l League of Cities Spring or Fall Conf	1.00	2,750.00	2,750.00

			2021 Total Activity	2022 Total Activity	2023 Original Budget	2023 Total Budget (Amended)	2023 YTD Activity	2023 Expected Annual	2024 City Manager Proposed
City Manager	Core-Other traning(s)	1.00	750.00	750.00					
City Manager	Core-TML Annual Conf Dallas	1.00	1,500.00	1,500.00					
001-5-1000-31608	Commissioner Hinojosa-Trainin...		690.66	3,591.62	7,000.00	7,000.00	4,295.03	7,000.00	5,000.00
Budget Detail									
Budget Code	**Description**	**Units**	**Price**	**Amount**					
City Manager	Core-Nat'l League of Cities Spring orFall Con	1.00	2,750.00	2,750.00					
City Manager	Core-Other Training(s)	1.00	750.00	750.00					
City Manager	Core-TML Annual Conf Dallas	1.00	1,500.00	1,500.00					
001-5-1000-31610	Travel-Mileage Reimb		362.41	348.75	690.00	290.00	50.12	250.12	350.00
Budget Detail									
Budget Code	**Description**	**Units**	**Price**	**Amount**					
City Manager	Reduction Per CM	0.00	0.00	-340.00					
City Manager	Travel Milage Reimbursement for Comm. Lo	1.00	690.00	690.00					
001-5-1000-31622	Commissioner Alvarez-Training...		1,742.88	5,462.90	7,000.00	7,000.00	4,661.95	7,000.00	5,000.00
Budget Detail									
Budget Code	**Description**	**Units**	**Price**	**Amount**					
City Manager	Core-Nat'l League of Cities Spring or Fall Cor	1.00	2,750.00	2,750.00					
City Manager	Core-Other Training(s)	1.00	750.00	750.00					
City Manager	Core-TML Annual Conf Dallas	1.00	1,500.00	1,500.00					
001-5-1000-31623	Commissioner Torres-Training ...		2,147.93	5,234.12	7,000.00	7,000.00	3,752.86	7,000.00	5,000.00
Budget Detail									
Budget Code	**Description**	**Units**	**Price**	**Amount**					
City Manager	Core-Nat'l League of Cities Conf Spring or Fa	1.00	2,750.00	2,750.00					
City Manager	Core-Other training(s)	1.00	750.00	750.00					
City Manager	Core-TML Annual Conf. Dalls	1.00	1,500.00	1,500.00					
001-5-1000-31625	Training & Travel - Special Even...		150.00	677.69	1,000.00	1,124.00	1,124.00	1,124.00	3,000.00
Budget Notes									
Budget Code	**Subject**	**Description**							
City Manager	Core Budget Item	Various minor events such as State of the City, State of the District, TML Region Meetings, etc...							
Budget Detail									
Budget Code	**Description**	**Units**	**Price**	**Amount**					
City Manager	Reduction Per CM	0.00	0.00	-8,250.00					
City Manager	TML Regional Meetings & Special Events	1.00	1,250.00	1,250.00					
City Manager	USS Kingsville Commissioning	5.00	2,000.00	10,000.00					
001-5-1000-31700	Memberships & Dues		11,567.00	12,021.00	12,465.00	13,245.00	13,079.00	13,245.00	12,465.00

			2021 Total Activity	2022 Total Activity	2023 Original Budget	2023 Total Budget (Amended)	2023 YTD Activity	2023 Expected Annual	2024 City Manager Proposed
Budget Notes									
Budget Code	**Subject**	**Description**							
City Manager	HELO Membership	Comm. Alvarez & Comm. Torres							
City Manager	NALEO Membership	Comm. Alvarez & Comm. Torres							
Budget Detail									
Budget Code	**Description**	**Units**	**Price**	**Amount**					
City Manager	Chamber of Commerece Membership	1.00	119.00	119.00					
City Manager	Coastal Bend Council of Gov't (COG)	1.00	2,621.00	2,621.00					
City Manager	Hispanic Elected Local Officials	2.00	50.00	100.00					
City Manager	ICSC Membership	1.00	50.00	50.00					
City Manager	National League of Cities	1.00	2,111.00	2,111.00					
City Manager	Nat'l Assoc. of LatinoElected & Appt Officials	2.00	100.00	200.00					
City Manager	Other memberships	1.00	353.00	353.00					
City Manager	Texas Municipal League	1.00	3,746.00	3,746.00					
City Manager	TX Mayors of Communities	1.00	3,165.00	3,165.00					
001-5-1000-33100	Subscriptions		1.06	304.65	1,200.00	630.00	0.00	630.00	750.00
Budget Detail									
Budget Code	**Description**	**Units**	**Price**	**Amount**					
City Manager	Core-Budget	1.00	300.00	300.00					
City Manager	Online hosting of City Ord's on Municode	1.00	450.00	450.00					
	Category: 30 - Services Total:		**34,003.76**	**93,137.99**	**62,375.00**	**62,499.00**	**45,507.21**	**62,351.12**	**55,477.00**
	Division: 1000 - City Commission Total:		**106,825.75**	**165,715.34**	**131,735.00**	**131,735.00**	**102,200.98**	**126,866.24**	**128,101.00**
	Department : 100 - City Commission Total:		**106,825.75**	**165,715.34**	**131,735.00**	**131,735.00**	**102,200.98**	**126,866.24**	**128,101.00**

Department : 101 - City Manager
Division: 1010 - City Manager
Category: 10 - Personnel Services

		2021 Total Activity	2022 Total Activity	2023 Original Budget	2023 Total Budget (Amended)	2023 YTD Activity	2023 Expected Annual	2024 City Manager Proposed
001-5-1010-11100	Salaries & Wages	208,148.89	219,914.65	213,880.00	251,764.00	208,390.55	251,763.62	248,976.00

Budget Detail

Budget Code	Description	Units	Price	Amount
City Manager	City Manager & City Secretary	0.00	0.00	246,646.40
City Manager	YE 9 day accrual less PY credit	0.00	0.00	2,329.60

001-5-1010-11301	Longevity - Non Civil Service	896.22	1,599.77	1,687.00	1,687.00	1,385.52	1,676.26	1,757.00

Budget Detail

Budget Code	Description	Units	Price	Amount
City Manager	29 years of service (2) EE	29.00	60.00	1,740.00
City Manager	YE 9 days accrual less PY credit	0.00	0.00	17.00

001-5-1010-11400	Retirement - TMRS	18,028.39	18,469.18	18,056.00	21,252.00	17,577.37	21,251.37	23,219.00

Budget Detail

Budget Code	Description	Units	Price	Amount
City Manager	Additional TMRS	0.00	0.00	147.00
City Manager	Salary Items @ 9.09%	251,603.52	0.09	22,870.76
City Manager	YE 9 day accrual less PY credit	0.00	0.00	201.24

001-5-1010-11500	FICA	16,105.10	17,255.54	16,928.00	19,715.00	16,326.02	19,714.52	19,560.00

Budget Detail

Budget Code	Description	Units	Price	Amount
City Manager	Additional FICA	0.00	0.00	124.00
City Manager	Salary Items @ 7.65%	251,603.52	0.08	19,247.67
City Manager	YE 9 day accrual less PY credit	0.00	0.00	188.33

001-5-1010-11600	Group Health Insurance	16,602.65	16,567.00	15,250.00	15,250.00	13,717.59	13,717.59	17,579.00

Budget Detail

Budget Code	Description	Units	Price	Amount
City Manager	1 PPO & 1 Waived	0.00	0.00	17,579.00

001-5-1010-11700	Workers' Compensation	284.60	365.34	363.00	481.60	324.32	481.60	665.00

Budget Detail

Budget Code	Description	Units	Price	Amount
City Manager	(2) WC Code 8810-Total Sal divided by 100	2,516.04	0.41	1,031.58
City Manager	Additional WC	0.00	0.00	252.00
City Manager	Less Experience Modifier	1,031.58	-0.50	-515.79
City Manager	Less Fund Discount	515.79	-0.20	-103.16

			2021 Total Activity	2022 Total Activity	2023 Original Budget	2023 Total Budget (Amended)	2023 YTD Activity	2023 Expected Annual	2024 City Manager Proposed
City Manager	Whole dollar rounding	0.00	0.00	0.37					
001-5-1010-11800	Unemployment Compensation		520.11	44.74	506.00	506.00	18.93	38.93	174.00
Budget Detail									
Budget Code	**Description**	**Units**	**Price**	**Amount**					
City Manager	2 Employees @ $86	2.00	86.00	172.00					
City Manager	YE 9 day accrual less PY credit	0.00	0.00	2.00					
001-5-1010-12000	Car Allowance		3,609.85	3,609.85	3,601.00	4,810.01	3,979.22	4,810.01	4,860.00
Budget Detail									
Budget Code	**Description**	**Units**	**Price**	**Amount**					
City Manager	City Manager	0.00	0.00	4,830.00					
City Manager	YE 9 day accrual less PY credit	0.00	0.00	30.00					
001-5-1010-12200	Certification Pay		0.00	2,578.20	2,644.00	2,644.00	2,187.13	2,643.39	
001-5-1010-12300	Life Insurance		388.80	410.58	421.00	456.00	406.26	445.32	480.00
Budget Detail									
Budget Code	**Description**	**Units**	**Price**	**Amount**					
City Manager	2 Employees	0.00	0.00	480.00					
001-5-1010-13100	Hazard Pay		300.00	0.00	0.00	0.00	0.00		
	Category: 10 - Personnel Services Total:		**264,884.61**	**280,814.85**	**273,336.00**	**318,565.61**	**264,312.91**	**316,542.61**	**317,270.00**
Category: 20 - Supplies									
001-5-1010-21100	Supplies		362.16	177.73	500.00	500.00	258.76	500.00	500.00
Budget Notes									
Budget Code	**Subject**	**Description**							
City Manager	Supplies	Necessary office supplies for CM & CS Office							
001-5-1010-21700	Minor Eq/Furniture		0.00	0.00	0.00	0.00	25.99		
	Category: 20 - Supplies Total:		**362.16**	**177.73**	**500.00**	**500.00**	**284.75**	**500.00**	**500.00**

		2021 Total Activity	2022 Total Activity	2023 Original Budget	2023 Total Budget (Amended)	2023 YTD Activity	2023 Expected Annual	2024 City Manager Proposed
Category: 30 - Services								
001-5-1010-31100	Communications	1,721.12	1,954.34	1,896.00	1,936.00	1,621.95	1,934.87	1,896.00

Budget Notes

Budget Code	Subject	Description
City Manager	Non-Core Line Item	This is a contractual item that Dvisions do not control. Divisions contorl who receives a cell phone and other equipment based on job requirements.

Budget Detail

Budget Code	Description	Units	Price	Amount
City Manager	Cell phone service for City Manager	12.00	41.00	492.00
City Manager	Cell phone service for City Secretary	12.00	41.00	492.00
City Manager	IPad Internet Service for City Manager	12.00	38.00	456.00
City Manager	IPad Internet Service for City Secretary	12.00	38.00	456.00

001-5-1010-31400	Professional Services	0.00	264.60	1,000.00	832.39	0.00	_____	1,000.00

Budget Detail

Budget Code	Description	Units	Price	Amount
City Manager	Core-Misc svc items	1.00	1,000.00	1,000.00

001-5-1010-31500	Printing & Publishing	324.28	582.80	400.00	400.00	345.77	400.00	400.00

Budget Detail

Budget Code	Description	Units	Price	Amount
City Manager	Business Cards for CM & CS	2.00	125.00	250.00
City Manager	Copy overages	1.00	150.00	150.00

001-5-1010-31606	CM-Training & Travel	750.35	6,052.20	7,000.00	7,000.00	3,993.79	7,000.00	7,000.00

Budget Detail

Budget Code	Description	Units	Price	Amount
City Manager	Core-ICMA Conf.	1.00	2,000.00	2,000.00
City Manager	Core-ISCS Conf.	1.00	2,000.00	2,000.00
City Manager	Core-TCMA Conf.	1.00	1,200.00	1,200.00
City Manager	Core-TML Region Meetings	1.00	300.00	300.00
City Manager	Core-TMLAnnual Conf. Dallas	1.00	1,500.00	1,500.00

001-5-1010-31607	CS-Training & Travel	2,508.96	5,190.78	7,000.00	7,000.00	3,402.89	7,000.00	7,000.00

Budget Detail

Budget Code	Description	Units	Price	Amount
City Manager	Core-Coastal Bend CH Mtgs-Various location	4.00	50.00	200.00
City Manager	Core-SOS Election Law Conf-Austin	1.00	1,200.00	1,200.00
City Manager	Core-TMCA Adv. Institute Conf-Friso	1.00	1,240.00	1,240.00
City Manager	Core-TMCA Elec Conf-Denton	1.00	1,860.00	1,860.00
City Manager	Core-TMCA OMA/PIA-Fredericksburg	1.00	1,200.00	1,200.00

			2021 Total Activity	2022 Total Activity	2023 Original Budget	2023 Total Budget (Amended)	2023 YTD Activity	2023 Expected Annual	2024 City Manager Proposed
City Manager	Core-TML Annual Conf-Dallas	1.00	1,300.00	1,300.00					
001-5-1010-31700	Memberships & Dues		850.00	2,275.00	2,305.00	2,305.00	1,444.85	2,305.00	2,875.00
Budget Detail									
Budget Code	**Description**	**Units**	**Price**	**Amount**					
City Manager	Coastal Bend CH-CS	1.00	35.00	35.00					
City Manager	ICMA-CM	1.00	1,105.00	1,105.00					
City Manager	ICSC-CM	1.00	1,060.00	1,060.00					
City Manager	IIMC-CS	1.00	200.00	200.00					
City Manager	TCMA-CM	1.00	375.00	375.00					
City Manager	TMCA-CS	1.00	100.00	100.00					
001-5-1010-31900	Catering		62.00	0.00	0.00	0.00	0.00		
001-5-1010-33100	Subscriptions		48.00	85.20	500.00	500.00	50.00	500.00	500.00
Budget Detail									
Budget Code	**Description**	**Units**	**Price**	**Amount**					
City Manager	CC Caller Times Subscriptions	1.00	150.00	150.00					
City Manager	Election Law Manual Updates	1.00	115.00	115.00					
City Manager	KV Record Subscription	1.00	60.00	60.00					
City Manager	Public Mgmnt Subscription	1.00	50.00	50.00					
City Manager	TX State Director	1.00	125.00	125.00					
	Category: 30 - Services Total:		**6,264.71**	**16,404.92**	**20,101.00**	**19,973.39**	**10,859.25**	**19,139.87**	**20,671.00**
Category: 60 - Leases									
001-5-1010-64100	Operating Lease		2,266.20	2,244.99	2,259.00	2,259.00	1,877.71	2,239.71	2,259.00
Budget Detail									
Budget Code	**Description**	**Units**	**Price**	**Amount**					
City Manager	Copier Lease	12.00	181.00	2,172.00					
City Manager	Property Taxes	0.00	0.00	87.00					
	Category: 60 - Leases Total:		**2,266.20**	**2,244.99**	**2,259.00**	**2,259.00**	**1,877.71**	**2,239.71**	**2,259.00**
	Division: 1010 - City Manager Total:		**273,777.68**	**299,642.49**	**296,196.00**	**341,298.00**	**277,334.62**	**338,422.19**	**340,700.00**
	Department : 101 - City Manager Total:		**273,777.68**	**299,642.49**	**296,196.00**	**341,298.00**	**277,334.62**	**338,422.19**	**340,700.00**

			2021 Total Activity	2022 Total Activity	2023 Original Budget	2023 Total Budget (Amended)	2023 YTD Activity	2023 Expected Annual	2024 City Manager Proposed
Department : 103 - City Special									
Division: 1030 - City Special									
Category: 10 - Personnel Services									
001-5-1030-11400	Retirement-TMRS		5.90	0.00	0.00	0.00	0.00		
001-5-1030-11500	FICA		4.91	0.00	0.00	0.00	0.00		
001-5-1030-11600	Group Health Insurance		17.50	0.00	0.00	0.00	0.00		
001-5-1030-11601	Group Health Ins-Retirees		16,112.76	17,581.95	15,265.00	15,265.00	9,462.54	11,967.33	15,265.00
	Category: 10 - Personnel Services Total:		**16,141.07**	**17,581.95**	**15,265.00**	**15,265.00**	**9,462.54**	**11,967.33**	**15,265.00**
Category: 20 - Supplies									
001-5-1030-21100	Supplies		1,467.55	1,792.20	1,500.00	2,800.00	2,529.13	2,800.00	2,800.00
Budget Detail									
Budget Code	**Description**	**Units**	**Price**	**Amount**					
City Manager	Core Budget & EA'd	0.00	0.00	2,800.00					
001-5-1030-21150	Supplies-Open Records Docum...		223.83	273.08	900.00	900.00	283.59	900.00	500.00
Budget Detail									
Budget Code	**Description**	**Units**	**Price**	**Amount**					
City Manager	Core Budget & EA'd	0.00	0.00	900.00					
City Manager	Reduction Per CM	0.00	0.00	-400.00					
001-5-1030-21155	Supplies-ParadeFloat		0.00	0.00	0.00	0.00	-8.11	8.11	
001-5-1030-21700	Minor Eq/Furniture		0.00	9,000.00	400.00	400.00	0.00	400.00	400.00
Budget Detail									
Budget Code	**Description**	**Units**	**Price**	**Amount**					
City Manager	Core Budget	0.00	0.00	400.00					
	Category: 20 - Supplies Total:		**1,691.38**	**11,065.28**	**2,800.00**	**4,100.00**	**2,804.61**	**4,108.11**	**3,700.00**
Category: 30 - Services									
001-5-1030-31300	Postage & Freight		11,556.20	18,065.25	20,000.00	20,000.00	23,304.44	20,000.00	22,000.00
Budget Detail									
Budget Code	**Description**	**Units**	**Price**	**Amount**					
City Manager	Core Budget	0.00	0.00	20,000.00					
City Manager	Increase Per CM	0.00	0.00	2,000.00					
001-5-1030-31400	Professional Services		6,626.90	4,000.00	87,113.00	13,714.31	13,714.21	13,714.31	25,150.00
Budget Detail									
Budget Code	**Description**	**Units**	**Price**	**Amount**					
City Manager	Core Budget	0.00	0.00	150.00					

			2021 Total Activity	2022 Total Activity	2023 Original Budget	2023 Total Budget (Amended)	2023 YTD Activity	2023 Expected Annual	2024 City Manager Proposed
City Manager	FY 23-24 One-Time-Commissioning-USS King	0.00	0.00	25,000.00					
001-5-1030-31401	PrfSrv-Appraisal Dst		156,948.26	153,753.85	182,167.00	179,792.61	113,112.93	163,340.07	177,298.00
Budget Detail									
Budget Code	**Description**	**Units**	**Price**	**Amount**					
City Manager	Proposed Budget	4.00	44,324.50	177,298.00					
001-5-1030-31441	Special Events & Festivals		0.00	14,131.87	2,500.00	3,310.08	3,310.08	3,310.08	3,300.00
Budget Detail									
Budget Code	**Description**	**Units**	**Price**	**Amount**					
City Manager	Additional Amt Needed for FY 22-23	0.00	0.00	800.00					
City Manager	La Posada Commission Float	0.00	0.00	2,500.00					
001-5-1030-31442	Prof Srv-HALO Flight		10,000.00	10,000.00	10,000.00	10,000.00	10,000.00	10,000.00	10,000.00
Budget Detail									
Budget Code	**Description**	**Units**	**Price**	**Amount**					
City Manager	Core Budget	0.00	0.00	10,000.00					
001-5-1030-31464	Prof Srv-Tx DOT Agreement		13,346.00	0.00	0.00	0.00	0.00		
001-5-1030-31500	Printing & Publishing		7,395.28	3,575.30	6,000.00	6,000.00	2,816.52	3,045.08	5,000.00
Budget Detail									
Budget Code	**Description**	**Units**	**Price**	**Amount**					
City Manager	Copy Overages - 3rd Floor Copier	0.00	0.00	5,000.00					
City Manager	Legal Ads	0.00	0.00	1,000.00					
City Manager	Reduction Per CM	0.00	0.00	-1,000.00					
001-5-1030-31700	Memberships & Dues		175.00	100.00	100.00	100.00	100.00	100.00	100.00
Budget Detail									
Budget Code	**Description**	**Units**	**Price**	**Amount**					
City Manager	ERCOT Membership	0.00	0.00	100.00					
001-5-1030-31900	Catering		2,390.07	4,179.77	4,000.00	2,700.00	1,824.32	2,700.00	4,000.00
Budget Detail									
Budget Code	**Description**	**Units**	**Price**	**Amount**					
City Manager	Special Meetings	0.00	0.00	4,000.00					
001-5-1030-32300	Utilities		0.00	141.94	0.00	0.00	0.00		
001-5-1030-32301	Utilities-La Posada (Downtown)		1,313.88	0.00	1,200.00	749.20	0.00		
001-5-1030-32600	Election		20,198.92	0.00	0.00	0.00	0.00		40,000.00

			2021 Total Activity	2022 Total Activity	2023 Original Budget	2023 Total Budget (Amended)	2023 YTD Activity	2023 Expected Annual	2024 City Manager Proposed
Budget Detail									
Budget Code	**Description**	**Units**	**Price**	**Amount**					
City Manager	FY 23-24-One Time-Commision Election	0.00	0.00	40,000.00					
001-5-1030-32800	Claims Paid Against City		7,281.58	0.00	0.00	0.00	0.00		
001-5-1030-32803	Claims - City Special		0.00	838.00	5,000.00	5,000.00	384.21	5,000.00	5,000.00
Budget Detail									
Budget Code	**Description**	**Units**	**Price**	**Amount**					
City Manager	Core Budget	0.00	0.00	5,000.00					
001-5-1030-32827	Claims - Water Construction		0.00	168.81	0.00	0.00	0.00		
001-5-1030-33100	Subscriptions		1,973.64	1,962.51	1,980.00	1,980.00	1,798.50	1,962.00	1,962.00
Budget Detail									
Budget Code	**Description**	**Units**	**Price**	**Amount**					
City Manager	E-Gold Fax Service	12.00	163.50	1,962.00					
001-5-1030-33501	Insurance-Property/Liability		266,649.45	263,828.98	290,632.00	377,996.91	233,284.44	377,996.91	377,546.50
Budget Detail									
Budget Code	**Description**	**Units**	**Price**	**Amount**					
City Manager	Fire Storage Shed	0.00	0.00	132.00					
City Manager	Pollution Underground Fuel Tanks	0.00	0.00	1,535.00					
City Manager	Premium Increase Contingency	0.00	0.00	2,400.00					
City Manager	TML Risk Pool	0.00	0.00	122,469.00					
City Manager	Windstorm Insurance	0.00	0.00	251,010.50					
001-5-1030-34100	Collection Exp-Tax Office		16,971.00	17,052.00	17,100.00	17,100.00	17,097.00	17,097.00	17,100.00
Budget Detail									
Budget Code	**Description**	**Units**	**Price**	**Amount**					
City Manager	Per Agreement	0.00	0.00	17,100.00					
001-5-1030-34200	CC Discount Fees		7,968.24	19,123.18	18,000.00	18,000.00	12,262.71	11,974.40	
Budget Notes									
Budget Code	**Subject**	**Description**							
City Manager	CC Discount Fees	All fees will be passed on to the customer. We do not anticipate any future fees.							
001-5-1030-34300	Other Services		35.00	35.00	300.00	300.00	95.00	144.00	5,144.00
Budget Detail									
Budget Code	**Description**	**Units**	**Price**	**Amount**					
City Manager	CC Gateway Fees	12.00	12.00	144.00					
City Manager	FY 23-24-Perm-Floral Arrangements	0.00	0.00	2,500.00					

			2021 Total Activity	2022 Total Activity	2023 Original Budget	2023 Total Budget (Amended)	2023 YTD Activity	2023 Expected Annual	2024 City Manager Proposed
City Manager	FY 23-24-Perm-Keys to the City	0.00	0.00	2,500.00					
001-5-1030-37500	Miscellaneous Bank Expenses		0.00	25.00	100.00	100.00	0.00		100.00
Budget Detail									
Budget Code	**Description**	**Units**	**Price**	**Amount**					
City Manager	Core Budget	0.00	0.00	100.00					
	Category: 30 - Services Total:		**530,829.42**	**510,981.46**	**646,192.00**	**656,843.11**	**433,104.36**	**630,383.85**	**693,700.50**
Category: 50 - Maintenance									
001-5-1030-59100	Grounds & Perm Fixtures		10,913.00	0.00	0.00	80,965.00	80,965.00	93,255.00	
	Category: 50 - Maintenance Total:		**10,913.00**	**0.00**	**0.00**	**80,965.00**	**80,965.00**	**93,255.00**	**0.00**
Category: 60 - Leases									
001-5-1030-64100	Operating Lease		12,436.60	12,939.69	9,497.00	9,497.00	8,296.64	9,358.90	8,826.48
Budget Detail									
Budget Code	**Description**	**Units**	**Price**	**Amount**					
City Manager	Base Scale Maintenance	12.00	164.00	1,968.00					
City Manager	NDS Copier Lease	12.00	573.00	6,876.00					
City Manager	Property Taxes	0.00	0.00	500.00					
City Manager	Reduction Per CM	0.00	0.00	-957.52					
City Manager	Water Dispenser Maint Agmt-City Hall	0.00	0.00	215.00					
City Manager	Water Dispenser Maint Agmt-Muni Bldg	0.00	0.00	225.00					
	Category: 60 - Leases Total:		**12,436.60**	**12,939.69**	**9,497.00**	**9,497.00**	**8,296.64**	**9,358.90**	**8,826.48**
Category: 70 - Capital Outlay									
001-5-1030-71310	City Hall Complex - Landscaping		0.00	0.00	0.00	165,489.60	80,733.48	130,633.48	
	Category: 70 - Capital Outlay Total:		**0.00**	**0.00**	**0.00**	**165,489.60**	**80,733.48**	**130,633.48**	**0.00**
Category: 86 - Budget Amendment Reserve									
001-5-1030-86000	Budget Amendment Reserve		0.00	0.00	300,000.00	644.36	0.00	644.36	300,000.00
Budget Detail									
Budget Code	**Description**	**Units**	**Price**	**Amount**					
City Manager	Annual Cushion for Budget Amendments	0.00	0.00	300,000.00					
	Category: 86 - Budget Amendment Reserve Total:		**0.00**	**0.00**	**300,000.00**	**644.36**	**0.00**	**644.36**	**300,000.00**
	Division: 1030 - City Special Total:		**572,011.47**	**552,568.38**	**973,754.00**	**932,804.07**	**615,366.63**	**880,351.03**	**1,021,491.98**
	Department : 103 - City Special Total:		**572,011.47**	**552,568.38**	**973,754.00**	**932,804.07**	**615,366.63**	**880,351.03**	**1,021,491.98**

Department : 110 - Human Resources
Division: 1100 - Human Resources
Category: 10 - Personnel Services

		2021 Total Activity	2022 Total Activity	2023 Original Budget	2023 Total Budget (Amended)	2023 YTD Activity	2023 Expected Annual	2024 City Manager Proposed
001-5-1100-11100	Salaries & Wages	222,413.82	235,970.18	242,281.00	241,752.60	191,106.35	235,092.62	264,464.00

Budget Detail

Budget Code	Description	Units	Price	Amount
City Manager	Additional Compensation	0.00	0.00	23,431.76
City Manager	Anniversay Increases	0.00	0.00	2,411.07
City Manager	HR Director & (4) HR Specialists	0.00	0.00	236,392.00
City Manager	YE 9 day accrual less PY credit	0.00	0.00	2,229.17

001-5-1100-11200	Overtime	905.46	1,216.73	787.00	994.12	1,441.57	994.12	1,704.00

Budget Detail

Budget Code	Description	Units	Price	Amount
City Manager	FY 23-24-Perm Increase	0.00	0.00	913.00
City Manager	Overtime allotment	0.00	0.00	784.00
City Manager	YE 9 day accrual	0.00	0.00	7.00

001-5-1100-11301	Longevity - Non Civil Service	1,593.17	2,838.78	3,129.00	3,450.28	2,340.15	3,450.28	3,464.00

Budget Detail

Budget Code	Description	Units	Price	Amount
City Manager	57 Years of Service (5) EE	57.00	60.00	3,420.00
City Manager	YE 9 day accrual less PY credit	0.00	0.00	44.00

001-5-1100-11400	Retirement - TMRS	20,089.75	20,508.85	21,304.00	21,304.00	16,872.03	20,599.79	25,748.00

Budget Detail

Budget Code	Description	Units	Price	Amount
City Manager	Additional Retirement	0.00	0.00	1,284.00
City Manager	Salary Items @ 9.09%	266,731.97	0.09	24,245.94
City Manager	YE 9 day accrual less PY credit	0.00	0.00	218.06

001-5-1100-11500	FICA	17,304.10	18,439.52	20,443.00	20,443.00	15,165.25	19,053.35	20,632.00

Budget Detail

Budget Code	Description	Units	Price	Amount
City Manager	Additional FICA	0.00	0.00	1,080.00
City Manager	Salary Items @ 7.65%	253,231.97	0.08	19,372.25
City Manager	YE 9 day accrual less PY credit	0.00	0.00	179.75

001-5-1100-11600	Group Health Insurance	60,613.00	63,236.56	54,909.00	54,909.00	46,221.47	46,221.47	71,543.00

			2021 Total Activity	2022 Total Activity	2023 Original Budget	2023 Total Budget (Amended)	2023 YTD Activity	2023 Expected Annual	2024 City Manager Proposed
Budget Detail									
Budget Code	**Description**	**Units**	**Price**	**Amount**					
City Manager	(1) HMO Enrollment	0.00	0.00	6,679.00					
City Manager	(4) EPO Enrollments	0.00	0.00	64,864.00					
001-5-1100-11700	Workers' Compensation		320.38	395.12	429.00	429.00	306.94	417.95	737.00
Budget Detail									
Budget Code	**Description**	**Units**	**Price**	**Amount**					
City Manager	(5) WC Code 8810-Total Salary divided by 10	2,657.12	0.41	1,089.42					
City Manager	Additional WC	0.00	0.00	299.00					
City Manager	Less Experience Modifier	1,089.42	-0.50	-544.71					
City Manager	Less Fund Discount	544.71	-0.20	-108.94					
City Manager	Whole Dollar Rounding	0.00	0.00	2.23					
001-5-1100-11800	Unemployment Compensation		1,010.06	38.08	1,011.00	1,011.00	46.47	138.20	430.00
Budget Detail									
Budget Code	**Description**	**Units**	**Price**	**Amount**					
City Manager	(5) EE @ $86	5.00	86.00	430.00					
001-5-1100-12200	Certification Pay		0.00	2,171.35	2,227.00	2,227.00	1,841.98	2,226.24	
001-5-1100-12300	Life Insurance		371.34	377.64	388.00	388.00	347.04	376.11	517.00
Budget Detail									
Budget Code	**Description**	**Units**	**Price**	**Amount**					
City Manager	(2) Salary Base divided by 1000	83,000.00	0.00	14.94					
City Manager	(3) Max Coverage	3.00	108.00	324.00					
City Manager	Additional	0.00	0.00	13.00					
City Manager	Salary Base Rate for remaining 11 months	14.94	11.00	164.34					
City Manager	Whole dollar rounding	0.00	0.00	0.72					
001-5-1100-12900	Safety Incentive		11,300.00	10,710.00	13,500.00	12,905.00	10,905.00	10,905.00	13,500.00
Budget Notes									
Budget Code	**Subject**	**Description**							
City Manager	Safety Incentive	amount entered is base wage amount of $ 12,590 --- the benefit portion is NOTaccounted for in this calculation.							
001-5-1100-13100	Hazard Pay		1,200.00	0.00	0.00	0.00	0.00		
	Category: 10 - Personnel Services Total:		**337,121.08**	**355,902.81**	**360,408.00**	**359,813.00**	**286,594.25**	**339,475.13**	**402,739.00**

		2021 Total Activity	2022 Total Activity	2023 Original Budget	2023 Total Budget (Amended)	2023 YTD Activity	2023 Expected Annual	2024 City Manager Proposed
Category: 20 - Supplies								
001-5-1100-21100	Supplies	2,066.09	1,604.88	2,220.00	2,206.85	1,885.80	2,220.00	2,020.00
Budget Notes								
Budget Code	**Subject**	**Description**						
City Manager	Supplies	Department supplies for 5 staff members to include copy paper, orientation materials, notebooks, folders, staples, label maker supplies, files, etc.						
001-5-1100-21110	Employee Recognition Supplies	4,857.13	3,993.70	4,900.00	4,900.00	2,658.97	3,002.88	4,900.00
Budget Notes								
Budget Code	**Subject**	**Description**						
City Manager	Employee Recognition Supplies	Anniversary & Birthday Card Program = $ 825 Frames, Certificates, and Brochures = $ 465 Retirement Watches = $ 1,860 Years of Service Awards = 1,750						
001-5-1100-21130	Supplies-Safety Incentive	1,076.50	4,458.34	3,582.00	3,230.45	3,230.45	3,230.45	3,582.00
Budget Notes								
Budget Code	**Subject**	**Description**						
City Manager	Supplies - Safety Incentive	Annual Banquet - KC Hall Rental = $1,100 Banquet Items = $ 713 Employee Caps/Hats = $ 1,782 Banquet - Photo Booth = $ 550						
001-5-1100-21194	COVID-19 EVENT	503.50	0.00	0.00	0.00	0.00		
001-5-1100-21200	Uniforms & Personal Wear	264.12	289.84	280.00	644.70	655.13	579.25	280.00
Budget Notes								
Budget Code	**Subject**	**Description**						
City Manager	Uniforms	shirts with logos for 5 staff = $ 280						
001-5-1100-21700	Minor Eq/Furniture	1,946.96	74.97	0.00	0.00	0.00		
001-5-1100-22500	Educational Materials/Supplies	169.99	3,434.75	1,555.00	1,449.05	129.01	1,449.05	1,755.00
Budget Notes								
Budget Code	**Subject**	**Description**						
City Manager	Educational Materials and Supplies	Defensive Driving instructor resource kit to offer training to employees = $ 985. Additional safety videos and training materials = $570						
	Category: 20 - Supplies Total:	**10,884.29**	**13,856.48**	**12,537.00**	**12,431.05**	**8,559.36**	**10,481.63**	**12,537.00**

		2021 Total Activity	2022 Total Activity	2023 Original Budget	2023 Total Budget (Amended)	2023 YTD Activity	2023 Expected Annual	2024 City Manager Proposed
Category: 30 - Services								
001-5-1100-31100	Communications	1,544.90	2,035.54	2,244.00	2,244.00	1,657.76	1,989.68	1,989.68

Budget Notes

Budget Code	Subject	Description
City Manager	Communications	cell phone for 4 staff members at approximately $ 561 annually

Budget Detail

Budget Code	Description	Units	Price	Amount
City Manager	Existing	0.00	0.00	2,244.00
City Manager	Reduction Per CM	0.00	0.00	-254.32

001-5-1100-31300	Postage & Freight	0.00	6.08	0.00	0.00	0.00	_____	50.00

Budget Notes

Budget Code	Subject	Description
City Manager	Postage & Freight	New line item set up by Finance to capture postage costs - estimated

001-5-1100-31400	Professional Services	1,475.59	1,908.54	1,600.00	1,750.00	943.41	1,750.00	1,750.00

Budget Notes

Budget Code	Subject	Description
City Manager	Professional Services	Background checks, notary and professional services for annual banquet.

001-5-1100-31448	ProfSrv-Health & Wellness Initi...	315.00	345.00	2,500.00	500.00	400.00	500.00	2,300.00

Budget Notes

Budget Code	Subject	Description
City Manager	Prof Services - Health & Wellness	coordinate a speakers to attend during safety week

001-5-1100-31500	Printing & Publishing	989.65	525.51	900.00	1,495.00	1,642.04	1,495.00	1,500.00

Budget Detail

Budget Code	Description	Units	Price	Amount
City Manager	CM approved addtl funding-Perm	0.00	0.00	400.00
City Manager	Core Budget	0.00	0.00	900.00
City Manager	Increase Per CM	0.00	0.00	200.00

001-5-1100-31550	Printing - Employment Ads	3,829.55	3,825.23	4,747.00	6,347.00	4,669.91	6,347.00	4,747.00

Budget Notes

Budget Code	Subject	Description
City Manager	Job Ads	Print and social media advertising.

001-5-1100-31651	Training & Travel - HR	1,540.45	5,351.92	5,500.00	5,500.00	1,716.11	5,500.00	7,086.00

		2021 Total Activity	2022 Total Activity	2023 Original Budget	2023 Total Budget (Amended)	2023 YTD Activity	2023 Expected Annual	2024 City Manager Proposed
Budget Notes								
Budget Code	**Subject**	**Description**						
City Manager	HR Staff Training	HR Staff - Training Hours for migration of CivicHR to Criterion HR Director - Civil Service & TXPELRA annual training - TMHRA Annual Conference - TML Annual Conferance - Training hours for certification maintenance HR Specialists - Defensive Driver Instructor Training = $ 769 - Occupational Safety Trainings - FMLA Training for 2 staff memebers - Benefits Training for 2 staff personnel						
City Manager	Training	Combined both 001-5-1100-31651 and 001-5-1100-31652						
001-5-1100-31652	Training & Travel - Risk Mgmt	150.00	1,471.89	1,800.00	1,406.95	1,406.95	1,406.95	_____
Budget Notes								
Budget Code	**Subject**	**Description**						
City Manager	Remove	Remove and combined monies to line item 001-5-1100-31651 for 5 HR personnel						
001-5-1100-31700	Memberships & Dues	528.00	565.00	944.00	1,443.00	1,192.99	1,443.00	1,158.00
Budget Notes								
Budget Code	**Subject**	**Description**						
City Manager	Memberships	Staff memberships ---------- National Safety Council - $ 499 PSHRA - Public Sector HR Association - $ 175 NPELRA - National Public Employer Labor Relations Association = $ 180 SHRM - Society of Human Resource Management $ 229 TMHRA - Texas Municipal Human Resource Association - $ 75						
001-5-1100-31900	Catering	6,379.34	7,527.67	7,510.00	10,480.00	9,587.95	10,480.00	10,480.00
Budget Notes								
Budget Code	**Subject**	**Description**						
City Manager	Catering	Annual Safety and Recognition Banquet $ 6,260 annual employe appreciation luncheon - $ 1,250 These amounts in the CORE budget are not sufficient for these events -- additional supplemental request of $2,970						

Budget Detail

Budget Code	Description	Units	Price	Amount
City Manager	Core Budget	0.00	0.00	7,510.00
City Manager	FY 23-24-Approved Supplemental-Perm	0.00	0.00	2,970.00

		2021 Total Activity	2022 Total Activity	2023 Original Budget	2023 Total Budget (Amended)	2023 YTD Activity	2023 Expected Annual	2024 City Manager Proposed
001-5-1100-32500	Medical Treatment	17,693.95	23,438.48	16,000.00	22,000.00	16,814.55	22,000.00	16,000.00

Budget Notes

Budget Code	Subject	Description
City Manager	Medical Treatment	This item is for physicals and drug screens (new hire, random - CDL and non CDL, post accident and reasonsable suspicion testing) in addition to psychological exams for Telecommunications operators. The amount in the CORE budget is not sufficient to carry out this requirement. Additional $ 6000 to be requested.

001-5-1100-33100	Subscriptions	0.00	0.01	0.00	0.00	0.00		
	Category: 30 - Services Total:	**34,446.43**	**47,000.87**	**43,745.00**	**53,165.95**	**40,031.67**	**52,911.63**	**47,060.68**
Category: 60 - Leases								
001-5-1100-64100	Operating Lease	1,100.37	1,057.96	6,235.00	6,235.00	4,435.44	5,278.40	7,017.00

Budget Notes

Budget Code	Subject	Description
City Manager	Operating Leases	Required amount calculated by Finance for the following: - 1st floor copier originally in breakroom relocated to HR Contract #500-50189874 - ID # C7149 - 39 month lease commenced on 01/06/2021 -- last payment on 03/06/2024 = $ 3,540 - Office Printers for 2 HR Specialist - Contract # 41984544 - ID #C7007 and C7005 - 39 month lease commenced on 11/08/2019 - last payment on 01/08/2023 = $1,770 - Alpha Card Printer - 39 month lease commenced on 11/18/2021 - last payment 01/18/2025 Contract # 500-50320581 = $948.24 - Property Taxes for all items = $ 746.76 - Change in lease from FY 22-23 = (- $ 770)

Budget Detail

Budget Code	Description	Units	Price	Amount
City Manager	400 W King	12.00	295.00	3,540.00
City Manager	Alpha Card Printer	12.00	80.00	960.00
City Manager	Copier Lease	12.00	147.50	1,770.00
City Manager	Property Tax	0.00	0.00	747.00

	Category: 60 - Leases Total:	**1,100.37**	**1,057.96**	**6,235.00**	**6,235.00**	**4,435.44**	**5,278.40**	**7,017.00**
	Division: 1100 - Human Resources Total:	**383,552.17**	**417,818.12**	**422,925.00**	**431,645.00**	**339,620.72**	**408,146.79**	**469,353.68**
	Department : 110 - Human Resources Total:	**383,552.17**	**417,818.12**	**422,925.00**	**431,645.00**	**339,620.72**	**408,146.79**	**469,353.68**

			2021 Total Activity	2022 Total Activity	2023 Original Budget	2023 Total Budget (Amended)	2023 YTD Activity	2023 Expected Annual	2024 City Manager Proposed
Department : 140 - Legal									
Division: 1400 - Legal									
Category: 10 - Personnel Services									
001-5-1400-11100	Salaries & Wages		160,361.68	167,139.82	177,131.00	184,491.73	151,774.38	184,491.73	204,163.00
Budget Detail									
Budget Code	**Description**	**Units**	**Price**	**Amount**					
City Manager	Additional Compensation	0.00	0.00	12,999.90					
City Manager	City Attorney & Paralegal	0.00	0.00	189,196.80					
City Manager	YE 9 day accrual less PY credit	0.00	0.00	1,966.30					
001-5-1400-11200	Overtime		47.88	96.69	431.00	426.27	198.38	260.03	440.00
001-5-1400-11301	Longevity - Non Civil Service		822.79	1,477.77	1,625.00	1,625.00	1,319.70	1,595.48	1,758.00
Budget Detail									
Budget Code	**Description**	**Units**	**Price**	**Amount**					
City Manager	29 Years of Service (2) EE	29.00	60.00	1,740.00					
City Manager	YE 9 day accrual less PY credit	0.00	0.00	18.00					
001-5-1400-11400	Retirement - TMRS		13,735.28	13,715.15	14,604.00	15,203.00	12,502.45	15,198.23	18,744.00
Budget Detail									
Budget Code	**Description**	**Units**	**Price**	**Amount**					
City Manager	Additional	0.00	0.00	628.00					
City Manager	Salary Items @ 9.09%	197,457.70	0.09	17,948.90					
City Manager	YE 9 day accrual less PY credit	0.00	0.00	167.10					
001-5-1400-11500	FICA		12,055.71	12,556.48	13,725.00	14,288.00	11,434.74	13,889.16	15,794.00
Budget Detail									
Budget Code	**Description**	**Units**	**Price**	**Amount**					
City Manager	Additional	0.00	0.00	529.00					
City Manager	Salary Items	197,456.82	0.08	15,105.45					
City Manager	YE 9 day accrual less PY credit	0.00	0.00	159.55					
001-5-1400-11600	Group Health Insurance		22,570.00	22,570.00	17,619.00	17,619.00	14,929.30	14,929.30	19,925.00
Budget Detail									
Budget Code	**Description**	**Units**	**Price**	**Amount**					
City Manager	(2) EPO Plans	0.00	0.00	19,925.00					
001-5-1400-11700	Workers' Compensation		229.17	279.47	294.00	373.61	239.95	373.61	537.00
Budget Detail									
Budget Code	**Description**	**Units**	**Price**	**Amount**					
City Manager	(2) WC Code 8810-Total Salary divided by 10	1,974.58	0.41	809.58					
City Manager	Additional	0.00	0.00	213.00					

			2021 Total Activity	2022 Total Activity	2023 Original Budget	2023 Total Budget (Amended)	2023 YTD Activity	2023 Expected Annual	2024 City Manager Proposed
City Manager	Less Experience Modifier	809.58	-0.50	-404.79					
City Manager	Less Fund Discount	404.79	-0.20	-80.96					
City Manager	Whole Dollar Rounding	0.00	0.00	0.17					
001-5-1400-11800	Unemployment Compensation		504.00	18.00	506.00	438.25	17.99	67.99	172.00
Budget Detail									
Budget Code	**Description**	**Units**	**Price**	**Amount**					
City Manager	2 EE @ $86	2.00	86.00	172.00					
001-5-1400-12200	Certification Pay		417.14	417.15	418.00	418.00	345.14	417.14	
001-5-1400-12300	Life Insurance		185.58	189.72	195.00	202.14	177.84	202.14	204.00
Budget Detail									
Budget Code	**Description**	**Units**	**Price**	**Amount**					
City Manager	(1) Base Salary	42,000.00	0.00	7.56					
City Manager	(1) Max Coverage	0.00	0.00	108.00					
City Manager	Additional	0.00	0.00	5.00					
City Manager	Base Salary Coverage for remaining 11 mont	7.56	11.00	83.16					
City Manager	Whole dollar rounding	0.00	0.00	0.28					
001-5-1400-13100	Hazard Pay		600.00	0.00	0.00	0.00	0.00		
	Category: 10 - Personnel Services Total:		**211,529.23**	**218,460.25**	**226,548.00**	**235,085.00**	**192,939.87**	**231,424.81**	**261,737.00**
Category: 20 - Supplies									
001-5-1400-21100	Supplies		306.00	552.44	500.00	500.00	451.75	500.00	500.00
Budget Notes									
Budget Code	**Subject**	**Description**							
City Manager	Supplies	Due to an increase in inflation requesting an increase for basic office supplies for Open Record Requests.							
Budget Detail									
Budget Code	**Description**	**Units**	**Price**	**Amount**					
City Manager	Supplemental has not been approved yet	0.00	0.00	-300.00					
City Manager	Supplies	0.00	0.00	800.00					
001-5-1400-21194	COVID-19 EVENT		267.15	0.00	0.00	0.00	0.00		
	Category: 20 - Supplies Total:		**573.15**	**552.44**	**500.00**	**500.00**	**451.75**	**500.00**	**500.00**

		2021 Total Activity	2022 Total Activity	2023 Original Budget	2023 Total Budget (Amended)	2023 YTD Activity	2023 Expected Annual	2024 City Manager Proposed
Category: 30 - Services								
001-5-1400-31100	Communications	805.97	1,379.99	1,848.00	1,848.00	881.84	1,058.30	1,848.00

Budget Notes

Budget Code	Subject	Description
City Manager	Communications	Contract will renew in August 2023 and cost may decrease.

Budget Detail

Budget Code	Description	Units	Price	Amount
City Manager	City Cell Phone-City Attorney	12.00	39.99	479.88
City Manager	iPad-City Attorney	12.00	37.99	455.88
City Manager	Mifi-City Attorney	12.00	37.99	455.88
City Manager	Mifi-Paralegal	12.00	37.99	455.88
City Manager	Whole Dollar Rounding	0.00	0.00	0.48

001-5-1400-31300	Postage & Freight	0.00	26.52	0.00	0.00	0.00		
001-5-1400-31400	Professional Services	8,530.62	8,884.76	14,500.00	19,709.00	17,334.50	5,209.00	35,500.00

Budget Notes

Budget Code	Subject	Description
City Manager	Professional Services	Lawsuits not covered by TML. Union grievance(s).
City Manager	Professional Services	The amount requested for Contract Attorney Services is the same as FY 2021. Anticipate outside services due to the growth and development in the

Budget Detail

Budget Code	Description	Units	Price	Amount
City Manager	FY 23-24 Approved Supplemental-Perm	0.00	0.00	10,500.00
City Manager	Professional Services	0.00	0.00	25,000.00

001-5-1400-31500	Printing & Publishing	109.35	336.61	300.00	800.00	634.77	800.00	600.00

Budget Notes

Budget Code	Subject	Description
City Manager	Printing & Publishing	City Attorney and Paralegal business cards.

Budget Detail

Budget Code	Description	Units	Price	Amount
City Manager	FY 23-24 Approved Supplemental-One Time	0.00	0.00	300.00
City Manager	Printing & Publishing	0.00	0.00	300.00

001-5-1400-31600	Training & Travel	3,959.47	5,908.01	7,100.00	7,100.00	4,341.62	7,100.00	7,100.00

Budget Detail

Budget Code	Description	Units	Price	Amount
City Manager	IMLA/TCAA Fall	0.00	0.00	1,420.00
City Manager	Land Use	0.00	0.00	1,420.00
City Manager	Misc-Seminars/Mediations/Inflation	0.00	0.00	1,420.00

			2021 Total Activity	2022 Total Activity	2023 Original Budget	2023 Total Budget (Amended)	2023 YTD Activity	2023 Expected Annual	2024 City Manager Proposed
City Manager	TCAA Summer	0.00	0.00	1,420.00					
City Manager	TML Annual Conference	0.00	0.00	1,420.00					
001-5-1400-31700	Memberships & Dues		1,045.00	1,157.00	1,335.00	1,335.00	335.00	1,335.00	1,335.00
Budget Detail									
Budget Code	**Description**	**Units**	**Price**	**Amount**					
City Manager	IMLA	0.00	0.00	625.00					
City Manager	State Bar & TML Dues	0.00	0.00	505.00					
City Manager	TCAA	0.00	0.00	70.00					
City Manager	TMCA	0.00	0.00	60.00					
City Manager	TX Bar College	0.00	0.00	75.00					
001-5-1400-33100	Subscriptions		1,241.00	1,443.00	2,848.00	2,139.00	564.00	2,639.00	3,952.00
Budget Notes									
Budget Code	**Subject**	**Description**							
City Manager	Subscriptions	Law books, statutory updates from 2023 legislative sessions.							
Budget Detail									
Budget Code	**Description**	**Units**	**Price**	**Amount**					
City Manager	FY 23-24-One Time Supplemental Approved	0.00	0.00	552.00					
City Manager	Subscriptions	0.00	0.00	3,400.00					
	Category: 30 - Services Total:		**15,691.41**	**19,135.89**	**27,931.00**	**32,931.00**	**24,091.73**	**18,141.30**	**50,335.00**
Category: 60 - Leases									
001-5-1400-64100	Operating Lease		550.20	528.98	531.00	531.00	447.72	523.72	531.00
Budget Detail									
Budget Code	**Description**	**Units**	**Price**	**Amount**					
City Manager	Office Printer	12.00	38.00	456.00					
City Manager	Property Taxes	0.00	0.00	75.00					
	Category: 60 - Leases Total:		**550.20**	**528.98**	**531.00**	**531.00**	**447.72**	**523.72**	**531.00**
	Division: 1400 - Legal Total:		**228,343.99**	**238,677.56**	**255,510.00**	**269,047.00**	**217,931.07**	**250,589.83**	**313,103.00**
	Department : 140 - Legal Total:		**228,343.99**	**238,677.56**	**255,510.00**	**269,047.00**	**217,931.07**	**250,589.83**	**313,103.00**

Department : 160 - Planning /DevlopSvcs
Division: 1601 - Planning/DevelopSvcs
Category: 10 - Personnel Services

		2021 Total Activity	2022 Total Activity	2023 Original Budget	2023 Total Budget (Amended)	2023 YTD Activity	2023 Expected Annual	2024 City Manager Proposed
001-5-1601-11100	Salaries & Wages	118,770.36	161,867.78	186,225.00	177,075.00	140,905.10	176,757.58	200,078.00

Budget Detail

Budget Code	Description	Units	Price	Amount
City Manager	Additional	0.00	0.00	11,425.57
City Manager	Anniversaries	0.00	0.00	3,654.06
City Manager	Sr Planner - Director - Admin Asst II	0.00	0.00	183,185.60
City Manager	YE 9 day accrual less PY credit	0.00	0.00	1,812.77

001-5-1601-11200	Overtime	73.63	17.48	717.00	717.00	162.06	254.66	733.00

Budget Detail

Budget Code	Description	Units	Price	Amount
City Manager	Core Budget	0.00	0.00	715.00
City Manager	YE 9 day accrual	0.00	0.00	18.00

001-5-1601-11301	Longevity - Non Civil Service	217.38	460.69	662.00	662.00	445.70	528.77	668.00

Budget Detail

Budget Code	Description	Units	Price	Amount
City Manager	11 Years of service (3) EE	11.00	60.00	660.00
City Manager	YE 9 day accrual	0.00	0.00	8.00

001-5-1601-11400	Retirement - TMRS	10,129.11	13,171.06	15,306.00	15,307.60	11,526.93	15,307.60	18,301.00

Budget Detail

Budget Code	Description	Units	Price	Amount
City Manager	Additional	0.00	0.00	539.00
City Manager	Salary Items @ 9.09%	193,710.23	0.09	17,608.26
City Manager	YE 9 day accrual less PY credit	0.00	0.00	153.74

001-5-1601-11500	FICA	8,881.50	12,039.61	14,384.00	14,384.00	10,372.97	13,668.66	15,425.00

Budget Detail

Budget Code	Description	Units	Price	Amount
City Manager	Additional	0.00	0.00	454.00
City Manager	Salary Items	193,370.23	0.08	14,792.82
City Manager	YE 9 day accrual less PY credit	0.00	0.00	178.18

001-5-1601-11600	Group Health Insurance	24,108.00	46,494.00	36,459.00	36,459.00	30,464.70	30,464.70	48,204.00

Budget Detail

Budget Code	Description	Units	Price	Amount
City Manager	(1) PPO Plan	0.00	0.00	23,943.00

			2021 Total Activity	2022 Total Activity	2023 Original Budget	2023 Total Budget (Amended)	2023 YTD Activity	2023 Expected Annual	2024 City Manager Proposed
City Manager	(2) EPO Plans	0.00	0.00	24,261.00					
001-5-1601-11700	Workers' Compensation		169.46	270.57	308.00	443.82	235.67	443.82	522.00
Budget Detail									
Budget Code	**Description**	**Units**	**Price**	**Amount**					
City Manager	(3) WC Code 8810 - Base salary divided by 1(	1,929.96	0.41	791.28					
City Manager	Additional	0.00	0.00	205.00					
City Manager	Less Experience Modifier	791.28	-0.50	-395.64					
City Manager	Less Fund Discount	395.64	-0.20	-79.13					
City Manager	Whole Dollar Rounding	0.00	0.00	0.49					
001-5-1601-11800	Unemployment Compensation		504.01	26.99	759.00	342.64	32.84	132.00	258.00
Budget Detail									
Budget Code	**Description**	**Units**	**Price**	**Amount**					
City Manager	(3) Employees @ $86	3.00	86.00	258.00					
001-5-1601-12200	Certification Pay		0.00	406.86	418.00	418.00	201.14	201.14	
001-5-1601-12300	Life Insurance		181.44	248.04	295.00	295.00	222.30	280.89	303.00
Budget Detail									
Budget Code	**Description**	**Units**	**Price**	**Amount**					
City Manager	(1) Base salary	37,000.00	0.00	6.66					
City Manager	(2) Max Coverage	2.00	108.00	216.00					
City Manager	Additional	0.00	0.00	7.00					
City Manager	Base Salary Coverage Rate for remaining 11	11.00	6.66	73.26					
City Manager	Whole Dollar Rounding	0.00	0.00	0.08					
001-5-1601-13100	Hazard Pay		600.00	0.00	0.00	0.00	0.00		
	Category: 10 - Personnel Services Total:		**163,634.89**	**235,003.08**	**255,533.00**	**246,104.06**	**194,569.41**	**238,039.82**	**284,492.00**
Category: 20 - Supplies									
001-5-1601-21100	Supplies		618.32	694.81	750.00	1,500.00	1,403.68	1,338.07	750.00
001-5-1601-21700	Minor Eq/Furniture		47.67	336.52	200.00	254.93	254.93	254.93	300.00
	Category: 20 - Supplies Total:		**665.99**	**1,031.33**	**950.00**	**1,754.93**	**1,658.61**	**1,593.00**	**1,050.00**
Category: 30 - Services									
001-5-1601-31100	Communications		804.83	1,457.30	1,464.00	1,542.37	1,300.77	1,542.37	1,464.00
Budget Detail									
Budget Code	**Description**	**Units**	**Price**	**Amount**					
City Manager	Cell Phone	12.00	41.00	492.00					
City Manager	Cell Phone	12.00	81.00	972.00					

			2021 Total Activity	2022 Total Activity	2023 Original Budget	2023 Total Budget (Amended)	2023 YTD Activity	2023 Expected Annual	2024 City Manager Proposed
001-5-1601-31300	Postage & Freight		0.00	18.55	100.00	100.00	64.20	100.00	100.00
001-5-1601-31400	Professional Services		4,422.00	0.00	4,200.00	1,235.31	371.00	700.00	1,000.00
001-5-1601-31500	Printing & Publishing		5,359.22	2,556.63	2,000.00	6,420.00	5,433.03	6,420.00	6,000.00
Budget Detail									
Budget Code	**Description**	**Units**	**Price**	**Amount**					
City Manager	Existing Core	0.00	0.00	3,000.00					
City Manager	Increase Per CM	0.00	0.00	3,000.00					
001-5-1601-31600	Training & Travel		1,601.33	1,413.17	1,800.00	2,461.14	2,461.14	2,461.41	2,100.00
001-5-1601-31700	Memberships & Dues		1,043.00	1,430.00	2,159.00	2,159.00	1,082.00	2,147.00	2,500.00
Budget Detail									
Budget Code	**Description**	**Units**	**Price**	**Amount**					
City Manager	(2) American Planning	2.00	500.00	1,000.00					
City Manager	Council of Development	0.00	0.00	550.00					
City Manager	Historical Commission	0.00	0.00	500.00					
City Manager	Rotary	0.00	0.00	450.00					
001-5-1601-31900	Catering		11.94	379.70	100.00	850.00	713.70	850.00	850.00
001-5-1601-33100	Subscriptions		48.00	0.00	100.00	100.00	0.00		100.00
	Category: 30 - Services Total:		**13,290.32**	**7,255.35**	**11,923.00**	**14,867.82**	**11,425.84**	**14,220.78**	**14,114.00**
Category: 60 - Leases									
001-5-1601-64100	Operating Lease		0.00	6,758.98	11,476.00	11,531.18	10,458.52	11,531.18	11,420.00
Budget Detail									
Budget Code	**Description**	**Units**	**Price**	**Amount**					
City Manager	Copier	12.00	357.00	4,284.00					
City Manager	KIP	12.00	486.50	5,838.00					
City Manager	Printers	12.00	66.50	798.00					
City Manager	Property Tax	0.00	0.00	500.00					
	Category: 60 - Leases Total:		**0.00**	**6,758.98**	**11,476.00**	**11,531.18**	**10,458.52**	**11,531.18**	**11,420.00**
	Division: 1601 - Planning/DevelopSvcs Total:		**177,591.20**	**250,048.74**	**279,882.00**	**274,257.99**	**218,112.38**	**265,384.78**	**311,076.00**

			2021 Total Activity	2022 Total Activity	2023 Original Budget	2023 Total Budget (Amended)	2023 YTD Activity	2023 Expected Annual	2024 City Manager Proposed
Division: 1602 - Building Services									
Category: 10 - Personnel Services									
001-5-1602-11100	Salaries & Wages		80,195.72	97,055.65	102,985.00	102,985.00	80,192.62	97,205.81	110,225.00
Budget Detail									
Budget Code	**Description**	**Units**	**Price**	**Amount**					
City Manager	Additional	0.00	0.00	6,925.71					
City Manager	Anninversary Increases	0.00	0.00	2,759.47					
City Manager	Bldg Official & Admin Asst I	0.00	0.00	99,590.40					
City Manager	YE 9 day accrual less PY credit	0.00	0.00	949.42					
001-5-1602-11200	Overtime		133.22	202.07	803.00	803.00	259.13	509.13	820.00
001-5-1602-11301	Longevity - Non Civil Service		450.36	852.64	1,023.00	1,023.00	735.25	891.04	1,031.00
Budget Detail									
Budget Code	**Description**	**Units**	**Price**	**Amount**					
City Manager	17 Years of Service (2) EE	17.00	60.00	1,020.00					
City Manager	YE 9 day accrual less PY credit	0.00	0.00	11.00					
001-5-1602-11400	Retirement - TMRS		6,824.09	7,954.00	8,533.00	8,533.00	6,604.09	8,006.78	10,181.00
Budget Detail									
Budget Code	**Description**	**Units**	**Price**	**Amount**					
City Manager	Additional	0.00	0.00	358.00					
City Manager	Salary Items @ 9.09%	107,157.58	0.09	9,740.62					
City Manager	YE 9 day accrual less PY credit	0.00	0.00	82.38					
001-5-1602-11500	FICA		5,855.93	7,087.95	8,019.00	8,019.00	6,007.32	7,288.84	8,582.00
Budget Detail									
Budget Code	**Description**	**Units**	**Price**	**Amount**					
City Manager	Additional	0.00	0.00	301.00					
City Manager	Salary Items @ 7.65%	107,157.58	0.08	8,197.55					
City Manager	YE 9 day accrual less PY credit	0.00	0.00	83.45					
001-5-1602-11600	Group Health Insurance		30,806.00	30,822.00	28,485.00	28,485.00	13,350.47	13,350.47	13,769.00
Budget Detail									
Budget Code	**Description**	**Units**	**Price**	**Amount**					
City Manager	(1) EPO Plan	1.00	7,089.00	7,089.00					
City Manager	(1) HMO Plan	1.00	6,680.00	6,680.00					
001-5-1602-11700	Workers' Compensation		194.53	283.01	306.00	323.71	222.84	323.71	513.00
Budget Detail									
Budget Code	**Description**	**Units**	**Price**	**Amount**					
City Manager	(1) WC Code 8810-Total Salary divided by 10	334.82	0.41	137.28					

			2021 Total Activity	2022 Total Activity	2023 Original Budget	2023 Total Budget (Amended)	2023 YTD Activity	2023 Expected Annual	2024 City Manager Proposed
City Manager	(1) WC Cpde 4511-Total Salary divided by 10	736.76	0.87	640.98					
City Manager	Additional	0.00	0.00	201.00					
City Manager	Less Experience Modifier	778.26	-0.50	-389.13					
City Manager	Less Fund Discount	389.13	-0.20	-77.83					
City Manager	Whole Dollar Rounding	0.00	0.00	0.70					
001-5-1602-11800	Unemployment Compensation		543.99	18.01	505.00	150.43	26.51	58.14	172.00
Budget Detail									
Budget Code	**Description**	**Units**	**Price**	**Amount**					
City Manager	(2) EE @ $86	2.00	86.00	172.00					
001-5-1602-12300	Life Insurance		139.14	169.02	178.00	178.00	142.38	163.57	188.00
Budget Detail									
Budget Code	**Description**	**Units**	**Price**	**Amount**					
City Manager	(1) Base Salary Coverage	34,000.00	0.00	6.12					
City Manager	(1) Max Coverage	0.00	0.00	108.00					
City Manager	Additional	0.00	0.00	6.00					
City Manager	Base Coverage rate for remaining 11 months	6.12	11.00	67.32					
City Manager	Whole Dollar Rounding	0.00	0.00	0.56					
001-5-1602-13100	Hazard Pay		300.00	0.00	0.00	0.00	0.00		
	Category: 10 - Personnel Services Total:		**125,442.98**	**144,444.35**	**150,837.00**	**150,500.14**	**107,540.61**	**127,797.49**	**145,481.00**
Category: 20 - Supplies									
001-5-1602-21100	Supplies		775.86	797.55	800.00	900.00	898.62	900.00	900.00
Budget Detail									
Budget Code	**Description**	**Units**	**Price**	**Amount**					
City Manager	Existing	0.00	0.00	800.00					
City Manager	Increase Per CM	0.00	0.00	100.00					
001-5-1602-21194	COVID-19 EVENT		251.75	0.00	0.00	0.00	0.00		
001-5-1602-21500	Motor Gas & Oil		1,159.59	2,500.24	2,200.00	1,936.86	1,460.26	1,836.86	2,500.00
001-5-1602-22500	Educational Materials/Supplies		65.50	0.00	100.00	100.00	0.00	100.00	100.00
	Category: 20 - Supplies Total:		**2,252.70**	**3,297.79**	**3,100.00**	**2,936.86**	**2,358.88**	**2,836.86**	**3,500.00**
Category: 30 - Services									
001-5-1602-31100	Communications		1,874.72	1,438.78	1,440.00	1,440.00	1,183.78	1,302.33	1,428.00
Budget Detail									
Budget Code	**Description**	**Units**	**Price**	**Amount**					
City Manager	Cell Phones	12.00	119.00	1,428.00					

			2021 Total Activity	2022 Total Activity	2023 Original Budget	2023 Total Budget (Amended)	2023 YTD Activity	2023 Expected Annual	2024 City Manager Proposed
001-5-1602-31300	Postage & Freight		0.00	84.43	0.00	60.00	9.65	60.00	
001-5-1602-31400	Professional Services		14,400.00	294.00	445.00	20,000.00	12,759.24	20,000.00	1,195.00
001-5-1602-31425	Prof. Services-GPS		192.00	192.00	192.00	192.00	176.00	192.00	192.00
Budget Detail									
Budget Code	**Description**	**Units**	**Price**	**Amount**					
City Manager	GPS Service	12.00	16.00	192.00					
001-5-1602-31500	Printing & Publishing		1,472.26	1,852.48	2,000.00	1,500.00	1,325.10	1,300.00	2,000.00
001-5-1602-31600	Training & Travel		945.65	972.25	2,250.00	2,350.00	2,312.90	2,350.00	1,500.00
001-5-1602-31700	Memberships & Dues		55.00	294.05	255.00	255.00	95.00	255.00	255.00
	Category: 30 - Services Total:		**18,939.63**	**5,127.99**	**6,582.00**	**25,797.00**	**17,861.67**	**25,459.33**	**6,570.00**
Category: 40 - Repairs									
001-5-1602-41100	Vehicle Maintenance		129.82	731.34	750.00	750.00	519.34	500.00	750.00
	Category: 40 - Repairs Total:		**129.82**	**731.34**	**750.00**	**750.00**	**519.34**	**500.00**	**750.00**
Category: 60 - Leases									
001-5-1602-64100	Operating Lease		4,480.92	4,618.57	0.00	0.00	0.00		
	Category: 60 - Leases Total:		**4,480.92**	**4,618.57**	**0.00**	**0.00**	**0.00**	**0.00**	**0.00**
	Division: 1602 - Building Services Total:		**151,246.05**	**158,220.04**	**161,269.00**	**179,984.00**	**128,280.50**	**156,593.68**	**156,301.00**
Division: 1603 - Code Compliance									
Category: 10 - Personnel Services									
001-5-1603-11100	Salaries & Wages		194,409.08	198,524.50	218,930.00	214,787.53	173,297.62	212,186.80	291,081.00
Budget Detail									
Budget Code	**Description**	**Units**	**Price**	**Amount**					
City Manager	(2) Code Compliance Inspectors	0.00	0.00	79,560.00					
City Manager	(2) Equip Opr 1	0.00	0.00	56,992.00					
City Manager	(2) PT Temp Maint Workers	0.00	0.00	12,480.00					
City Manager	Additional	0.00	0.00	31,452.09					
City Manager	Admin Asst & Bldg Inspector	0.00	0.00	70,137.60					
City Manager	Anniversary Increases	0.00	0.00	4,237.79					
City Manager	New Position-Inspector	0.00	0.00	34,819.00					
City Manager	YE 9 day accrual less PY credit	0.00	0.00	1,402.52					
001-5-1603-11200	Overtime		904.74	1,345.11	1,273.00	2,415.47	1,665.47	2,415.47	1,301.00
Budget Detail									
Budget Code	**Description**	**Units**	**Price**	**Amount**					
City Manager	Core Budget	0.00	0.00	1,269.00					
City Manager	YE 9 day accrual	0.00	0.00	32.00					

			2021 Total Activity	2022 Total Activity	2023 Original Budget	2023 Total Budget (Amended)	2023 YTD Activity	2023 Expected Annual	2024 City Manager Proposed
001-5-1603-11301	Longevity - Non Civil Service		1,460.40	2,650.49	3,009.00	3,009.00	2,245.47	2,653.94	3,320.00
Budget Detail									
Budget Code	**Description**	**Units**	**Price**	**Amount**					
City Manager	55 Years of Service	55.00	60.00	3,300.00					
City Manager	YE 9 day accrual less PY credit	0.00	0.00	20.00					
001-5-1603-11400	Retirement - TMRS		16,749.18	15,967.82	17,243.00	17,243.00	13,873.12	17,104.93	25,520.00
Budget Detail									
Budget Code	**Description**	**Units**	**Price**	**Amount**					
City Manager	Additional	0.00	0.00	1,836.00					
City Manager	Salary Items @ 9.09%	259,104.86	0.09	23,552.63					
City Manager	YE 9 day accrual less PY credit	0.00	0.00	131.37					
001-5-1603-11500	FICA		14,357.34	14,755.77	17,171.00	17,171.00	13,020.83	15,920.87	22,634.00
Budget Detail									
Budget Code	**Description**	**Units**	**Price**	**Amount**					
City Manager	Additional	0.00	0.00	1,696.00					
City Manager	Salary Items @ 7.65%	272,079.26	0.08	20,814.06					
City Manager	YE 9 day accrual less PY credit	0.00	0.00	123.94					
001-5-1603-11600	Group Health Insurance		70,587.00	70,764.00	56,300.00	56,300.00	44,223.25	44,223.25	68,140.00
Budget Detail									
Budget Code	**Description**	**Units**	**Price**	**Amount**					
City Manager	(2) HMO Plans	2.00	6,679.00	13,358.00					
City Manager	(4) EPO Plans	0.00	0.00	54,782.00					
001-5-1603-11700	Workers' Compensation		1,503.80	1,937.61	2,217.00	2,399.50	1,679.05	2,399.50	6,990.00
Budget Detail									
Budget Code	**Description**	**Units**	**Price**	**Amount**					
City Manager	(3) WC Code 4511-Base Salary divided by 10	1,274.38	0.87	1,108.71					
City Manager	(5) WC Code 9014-Base Salary divided by 10	1,446.43	6.07	8,779.83					
City Manager	Additional	0.00	0.00	3,034.00					
City Manager	Less Experience Modifier	9,888.54	-0.50	-4,944.27					
City Manager	Less Fund Discount	4,944.27	-0.20	-988.85					
City Manager	Whole Dollar Rounding	0.00	0.00	0.58					
001-5-1603-11800	Unemployment Compensation		1,568.52	63.42	2,022.00	1,839.50	64.55	102.93	818.00
Budget Detail									
Budget Code	**Description**	**Units**	**Price**	**Amount**					
City Manager	(9) EE @ $86	9.00	86.00	774.00					

			2021 Total Activity	2022 Total Activity	2023 Original Budget	2023 Total Budget (Amended)	2023 YTD Activity	2023 Expected Annual	2024 City Manager Proposed
City Manager	YE 9 day accrual less PY credit	0.00	0.00	44.00					
001-5-1603-12200	Certification Pay		1,251.43	1,251.43	1,252.00	1,252.00	1,035.43	1,251.43	
001-5-1603-12300	Life Insurance		417.42	419.40	462.00	462.00	401.22	444.24	610.00
Budget Detail									
Budget Code	**Description**	**Units**	**Price**	**Amount**					
City Manager	Additional	0.00	0.00	46.00					
City Manager	Rounding to whole dollar	0.00	0.00	0.24					
City Manager	Salary Base	261,000.00	0.00	46.98					
City Manager	Salary Base Calc for 11 addtl months	11.00	46.98	516.78					
001-5-1603-13100	Hazard Pay		1,800.00	0.00	0.00	0.00	0.00		
	Category: 10 - Personnel Services Total:		**305,008.91**	**307,679.55**	**319,879.00**	**316,879.00**	**251,506.01**	**298,703.36**	**420,414.00**
Category: 20 - Supplies									
001-5-1603-21100	Supplies		1,923.35	2,292.35	1,800.00	1,800.00	1,659.16	1,800.00	2,000.00
Budget Detail									
Budget Code	**Description**	**Units**	**Price**	**Amount**					
City Manager	Existing	0.00	0.00	1,800.00					
City Manager	Increase Per CM	0.00	0.00	200.00					
001-5-1603-21200	Uniforms & Personal Wear		983.70	-53.93	500.00	500.00	414.76	500.00	500.00
001-5-1603-21500	Motor Gas & Oil		6,907.91	8,275.17	7,110.00	9,422.00	6,470.11	9,422.00	9,500.00
001-5-1603-21700	Minor Eq/Furniture		549.82	1,849.98	1,500.00	1,500.00	1,185.49	1,500.00	1,500.00
	Category: 20 - Supplies Total:		**10,364.78**	**12,363.57**	**10,910.00**	**13,222.00**	**9,729.52**	**13,222.00**	**13,500.00**
Category: 30 - Services									
001-5-1603-31100	Communications		9,897.96	12,253.34	12,396.00	10,214.00	5,451.83	6,359.43	6,384.00
Budget Detail									
Budget Code	**Description**	**Units**	**Price**	**Amount**					
City Manager	Cell Service	12.00	319.00	3,828.00					
City Manager	Foremost	12.00	213.00	2,556.00					
001-5-1603-31300	Postage & Freight		2,730.98	7,010.56	5,000.00	9,295.00	8,606.88	8,370.00	10,500.00
Budget Detail									
Budget Code	**Description**	**Units**	**Price**	**Amount**					
City Manager	CM increased funding - Perm	0.00	0.00	5,960.00					
City Manager	Core Budget	0.00	0.00	6,040.00					
City Manager	Reduction Per CM	0.00	0.00	-1,500.00					
001-5-1603-31400	Professional Services		312.00	0.00	1,040.00	454.01	0.00	270.00	

			2021 Total Activity	2022 Total Activity	2023 Original Budget	2023 Total Budget (Amended)	2023 YTD Activity	2023 Expected Annual	2024 City Manager Proposed
001-5-1603-31425	Prof. Services-GPS		800.00	960.00	960.00	960.00	880.00	960.00	960.00
Budget Detail									
Budget Code	**Description**	**Units**	**Price**	**Amount**					
City Manager	GPS Service	12.00	80.00	960.00					
001-5-1603-31439	Prof Serv-Events & Clean Up		3,918.06	8,681.93	7,500.00	7,500.00	3,944.82	7,500.00	7,500.00
001-5-1603-31500	Printing & Publishing		936.03	2,027.97	1,700.00	1,700.00	1,784.09	1,700.00	1,700.00
001-5-1603-31600	Training & Travel		1,702.50	1,109.89	2,000.00	75.00	75.00	75.00	
001-5-1603-31700	Memberships & Dues		280.09	95.45	325.00	325.00	246.36		325.00
001-5-1603-31900	Catering		371.95	772.40	500.00	883.24	519.44	883.24	500.00
001-5-1603-32400	Laundry		526.40	796.70	800.00	800.00	694.45	800.00	800.00
001-5-1603-34400	Keep Kingsville Beautiful		9,724.20	9,894.08	9,600.00	9,600.00	5,962.42	9,600.00	9,600.00
001-5-1603-34500	Code Compliance Beautification		12,281.00	9,816.00	10,750.00	10,750.00	5,102.47	6,000.00	
001-5-1603-34502	Code Compliance-Demo		0.00	28,900.00	40,000.00	29,595.00	20,600.00	29,595.00	40,000.00
	Category: 30 - Services Total:		**43,481.17**	**82,318.32**	**92,571.00**	**82,151.25**	**53,867.76**	**72,112.67**	**78,269.00**
Category: 40 - Repairs									
001-5-1603-41100	Vehicle Maintenance		4,242.76	5,552.41	6,000.00	5,616.76	2,272.62	3,941.84	5,500.00
Budget Detail									
Budget Code	**Description**	**Units**	**Price**	**Amount**					
City Manager	Existing	0.00	0.00	6,000.00					
City Manager	Reduction Per CM	0.00	0.00	-500.00					
001-5-1603-41400	Equipment Maintenance		1,813.48	2,274.24	4,000.00	4,000.00	1,210.85	2,177.24	2,500.00
Budget Detail									
Budget Code	**Description**	**Units**	**Price**	**Amount**					
City Manager	Existing	0.00	0.00	4,000.00					
City Manager	Reduction Per CM	0.00	0.00	-1,500.00					
	Category: 40 - Repairs Total:		**6,056.24**	**7,826.65**	**10,000.00**	**9,616.76**	**3,483.47**	**6,119.08**	**8,000.00**
Category: 70 - Capital Outlay									
001-5-1603-71200	Machinery/Equipment		13,750.00	0.00	0.00	0.00	0.00		
	Category: 70 - Capital Outlay Total:		**13,750.00**	**0.00**	**0.00**	**0.00**	**0.00**	**0.00**	**0.00**
	Division: 1603 - Code Compliance Total:		**378,661.10**	**410,188.09**	**433,360.00**	**421,869.01**	**318,586.76**	**390,157.11**	**520,183.00**
Division: 1604 - Downtown									
Category: 10 - Personnel Services									
001-5-1604-11100	Salaries & Wages		35,978.48	0.00	0.00	0.00	0.00		

		2021 Total Activity	2022 Total Activity	2023 Original Budget	2023 Total Budget (Amended)	2023 YTD Activity	2023 Expected Annual	2024 City Manager Proposed
001-5-1604-11400	Retirement - TMRS	3,082.24	0.00	0.00	0.00	0.00		
001-5-1604-11500	FICA	2,643.42	0.00	0.00	0.00	0.00		
001-5-1604-11600	Group Health Insurance	22,371.00	0.00	0.00	0.00	0.00		
001-5-1604-11700	Workers' Compensation	50.77	0.00	0.00	0.00	0.00		
001-5-1604-11800	Unemployment Compensation	395.99	0.00	0.00	0.00	0.00		
001-5-1604-12300	Life Insurance	72.00	0.00	0.00	0.00	0.00		
001-5-1604-13100	Hazard Pay	300.00	0.00	0.00	0.00	0.00		
	Category: 10 - Personnel Services Total:	**64,893.90**	**0.00**	**0.00**	**0.00**	**0.00**	**0.00**	**0.00**
Category: 20 - Supplies								
001-5-1604-21100	Supplies	1,045.36	0.00	0.00	0.00	0.00		
001-5-1604-21194	COVID-19 EVENT	495.70	0.00	0.00	0.00	0.00		
	Category: 20 - Supplies Total:	**1,541.06**	**0.00**	**0.00**	**0.00**	**0.00**	**0.00**	**0.00**
Category: 30 - Services								
001-5-1604-31100	Communications	324.50	0.00	0.00	0.00	0.00		
001-5-1604-31300	Postage & Freight	3.00	0.00	0.00	0.00	0.00		
001-5-1604-31400	Professional Services	3,387.00	0.00	0.00	0.00	0.00		
001-5-1604-31500	Printing & Publishing	216.04	0.00	0.00	0.00	0.00		
001-5-1604-31600	Training & Travel	753.31	0.00	0.00	0.00	0.00		
001-5-1604-31700	Membership & Dues	910.00	0.00	0.00	0.00	0.00		
	Category: 30 - Services Total:	**5,593.85**	**0.00**	**0.00**	**0.00**	**0.00**	**0.00**	**0.00**
Category: 60 - Leases								
001-5-1604-64100	Operating Lease	399.00	0.00	0.00	0.00	0.00		
	Category: 60 - Leases Total:	**399.00**	**0.00**	**0.00**	**0.00**	**0.00**	**0.00**	**0.00**
	Division: 1604 - Downtown Total:	**72,427.81**	**0.00**	**0.00**	**0.00**	**0.00**	**0.00**	**0.00**
	Department : 160 - Planning /DevlopSvcs Total:	**779,926.16**	**818,456.87**	**874,511.00**	**876,111.00**	**664,979.64**	**812,135.57**	**987,560.00**

		2021 Total Activity	2022 Total Activity	2023 Original Budget	2023 Total Budget (Amended)	2023 YTD Activity	2023 Expected Annual	2024 City Manager Proposed
Department : 170 - Solid Waste Management								
Division: 1701 - Admin - Recycling Center								
Category: 10 - Personnel Services								
001-5-1701-11100	Salaries & Wages	18,887.68	0.00	0.00	0.00	0.00		
001-5-1701-11200	Overtime	1,362.54	0.00	0.00	0.00	0.00		
001-5-1701-11301	Longevity - Non Civil Service	24.84	0.00	0.00	0.00	0.00		
001-5-1701-11400	Retirement - TMRS	1,745.44	0.00	0.00	0.00	0.00		
001-5-1701-11500	FICA	1,484.57	0.00	0.00	0.00	0.00		
001-5-1701-11600	Group Health Insurance	8,436.00	0.00	0.00	0.00	0.00		
001-5-1701-11700	Workers' Compensation	626.66	0.00	0.00	0.00	0.00		
001-5-1701-11800	Unemployment Compensation	274.21	0.00	0.00	0.00	0.00		
001-5-1701-12300	Life Insurance	41.04	0.00	0.00	0.00	0.00		
001-5-1701-13100	Hazard Pay	300.00	0.00	0.00	0.00	0.00		
	Category: 10 - Personnel Services Total:	**33,182.98**	**0.00**	**0.00**	**0.00**	**0.00**	**0.00**	**0.00**
Category: 20 - Supplies								
001-5-1701-21500	Motor Gas & Oil	281.66	0.00	0.00	0.00	0.00		
001-5-1701-21700	Minor Eq/Furniture	122.39	0.00	0.00	0.00	0.00		
001-5-1701-22400	Medical Supplies	46.67	0.00	0.00	0.00	0.00		
	Category: 20 - Supplies Total:	**450.72**	**0.00**	**0.00**	**0.00**	**0.00**	**0.00**	**0.00**
Category: 30 - Services								
001-5-1701-31100	Communications	575.59	0.00	0.00	0.00	0.00		
001-5-1701-31400	Professional Services	12,368.00	0.00	0.00	0.00	0.00		
001-5-1701-32300	Utilities	1,885.90	0.00	0.00	0.00	0.00		
	Category: 30 - Services Total:	**14,829.49**	**0.00**	**0.00**	**0.00**	**0.00**	**0.00**	**0.00**
Category: 40 - Repairs								
001-5-1701-41100	Vehicle Maintenance	2,512.80	0.00	0.00	0.00	0.00		
	Category: 40 - Repairs Total:	**2,512.80**	**0.00**	**0.00**	**0.00**	**0.00**	**0.00**	**0.00**
Category: 50 - Maintenance								
001-5-1701-59100	Grounds & Perm Fixtures	812.63	0.00	0.00	0.00	0.00		
	Category: 50 - Maintenance Total:	**812.63**	**0.00**	**0.00**	**0.00**	**0.00**	**0.00**	**0.00**
	Division: 1701 - Admin - Recycling Center Total:	**51,788.62**	**0.00**	**0.00**	**0.00**	**0.00**	**0.00**	**0.00**

			2021 Total Activity	2022 Total Activity	2023 Original Budget	2023 Total Budget (Amended)	2023 YTD Activity	2023 Expected Annual	2024 City Manager Proposed
Division: 1702 - Sanitation Collection									
Category: 10 - Personnel Services									
001-5-1702-11100	Salaries & Wages		364,183.09	457,818.92	518,052.00	426,985.88	344,421.21	414,487.39	582,481.00
Budget Detail									
Budget Code	**Description**	**Units**	**Price**	**Amount**					
City Manager	(12) Equipment Operator II	0.00	0.00	389,600.12					
City Manager	Additional	0.00	0.00	75,464.57					
City Manager	Anniversary Increases	0.00	0.00	3,382.86					
City Manager	Equip Opr III, Foreman & Recyling Tech	0.00	0.00	107,785.60					
City Manager	YE 9 day accrual less PY credit	0.00	0.00	6,247.85					
001-5-1702-11200	Overtime		74,140.03	90,925.26	16,690.00	60,856.44	50,156.55	60,856.44	16,690.00
001-5-1702-11301	Longevity - Non Civil Service		2,543.17	3,495.70	4,332.00	4,332.00	2,988.44	3,579.24	4,433.00
Budget Detail									
Budget Code	**Description**	**Units**	**Price**	**Amount**					
City Manager	73 Years of Service	73.00	60.00	4,380.00					
City Manager	YE 9 days accrual less PY credit	0.00	0.00	53.00					
001-5-1702-11400	Retirement - TMRS		37,380.07	44,855.63	44,376.00	44,376.00	31,160.13	38,447.09	54,773.00
Budget Detail									
Budget Code	**Description**	**Units**	**Price**	**Amount**					
City Manager	Additional	0.00	0.00	4,952.00					
City Manager	Total Salary @ 9.09%	542,821.79	0.09	49,342.50					
City Manager	YE 9 day accrual less PY credit	0.00	0.00	478.50					
001-5-1702-11500	FICA		32,245.25	39,757.05	41,705.00	41,705.00	28,325.88	34,828.80	46,139.00
Budget Detail									
Budget Code	**Description**	**Units**	**Price**	**Amount**					
City Manager	Additional	0.00	0.00	4,168.00					
City Manager	Total Salary @ 7.65%	542,822.35	0.08	41,525.91					
City Manager	YE 9 day accrual less PY credit	0.00	0.00	445.09					
001-5-1702-11600	Group Health Insurance		205,748.00	199,393.00	178,519.00	178,519.00	119,071.17	119,071.17	191,937.00
Budget Detail									
Budget Code	**Description**	**Units**	**Price**	**Amount**					
City Manager	(12) EPO Plans	0.00	0.00	171,501.00					
City Manager	(2) PPO & 1 Waived	0.00	0.00	37,092.00					
City Manager	Change in Coverage Reduction	0.00	0.00	-16,656.00					
001-5-1702-11700	Workers' Compensation		11,561.75	17,326.00	17,772.00	18,102.66	12,055.76	18,102.66	31,536.00

			2021 Total Activity	2022 Total Activity	2023 Original Budget	2023 Total Budget (Amended)	2023 YTD Activity	2023 Expected Annual	2024 City Manager Proposed
Budget Detail									
Budget Code	**Description**	**Units**	**Price**	**Amount**					
City Manager	(13) WC Code 9403-Total Salary divided by 1	4,762.85	8.12	38,674.34					
City Manager	(2) WC Code 7590-Total Salary divided by 10	665.38	9.15	6,088.23					
City Manager	Additional	0.00	0.00	13,631.00					
City Manager	Less Experience Modifier	44,762.57	-0.50	-22,381.28					
City Manager	Less Fund Discount	22,381.29	-0.20	-4,476.26					
City Manager	Whole Dollar Rounding	0.00	0.00	-0.03					
001-5-1702-11800	Unemployment Compensation		4,234.71	443.90	3,791.00	3,460.34	136.35	198.39	1,290.00
Budget Detail									
Budget Code	**Description**	**Units**	**Price**	**Amount**					
City Manager	(15) Employees @ $86	15.00	86.00	1,290.00					
001-5-1702-12200	Certification Pay		5,290.82	5,415.47	6,079.00	6,079.00	4,437.57	5,694.45	
001-5-1702-12300	Life Insurance		754.74	952.56	1,157.00	1,157.00	826.56	949.50	1,275.00
Budget Detail									
Budget Code	**Description**	**Units**	**Price**	**Amount**					
City Manager	Additional	0.00	0.00	119.00					
City Manager	Base Salary	535,000.00	0.00	96.30					
City Manager	Base Salary Rat for remaining 11 months	11.00	96.30	1,059.30					
City Manager	Whole Dollar Rounding	0.00	0.00	0.40					
001-5-1702-13100	Hazard Pay		3,400.00	0.00	0.00	0.00	0.00		
	Category: 10 - Personnel Services Total:		**741,481.63**	**860,383.49**	**832,473.00**	**785,573.32**	**593,579.62**	**696,215.13**	**930,554.00**
Category: 20 - Supplies									
001-5-1702-21100	Supplies		1,390.25	1,558.66	1,400.00	1,400.00	707.23	1,400.00	1,400.00
Budget Detail									
Budget Code	**Description**	**Units**	**Price**	**Amount**					
City Manager	Office supplies, Sanitizers & hand towels	1.00	1,400.00	1,400.00					
001-5-1702-21200	Uniforms & Personal Wear		849.50	245.64	1,093.00	1,093.00	1,006.28	800.00	1,500.00
Budget Detail									
Budget Code	**Description**	**Units**	**Price**	**Amount**					
City Manager	Boot reimbursement 1 year	7.00	75.00	525.00					
City Manager	Boot reimbursement 2 year	8.00	100.00	800.00					
City Manager	Reduction Per CM	0.00	0.00	-593.00					
City Manager	Safety glasses, vests & gloves	1.00	768.00	768.00					
001-5-1702-21400	Chemicals		457.50	144.86	500.00	500.00	180.05	500.00	500.00

			2021 Total Activity	2022 Total Activity	2023 Original Budget	2023 Total Budget (Amended)	2023 YTD Activity	2023 Expected Annual	2024 City Manager Proposed
Budget Detail									
Budget Code	**Description**	**Units**	**Price**	**Amount**					
City Manager	Degreaser	1.00	500.00	500.00					
001-5-1702-21500	Motor Gas & Oil		100,425.65	160,843.28	140,000.00	175,560.44	114,149.16	175,560.44	158,000.00
001-5-1702-21700	Minor Eq/Furniture		783.89	1,183.26	750.00	750.00	178.79	750.00	750.00
Budget Detail									
Budget Code	**Description**	**Units**	**Price**	**Amount**					
City Manager	Hand tool & debris grabbers	1.00	450.00	450.00					
City Manager	Vhf radio	1.00	300.00	300.00					
001-5-1702-22400	Medical Supplies		49.95	0.00	100.00	100.00	0.00	100.00	100.00
Budget Detail									
Budget Code	**Description**	**Units**	**Price**	**Amount**					
City Manager	First aid supplies	1.00	100.00	100.00					
	Category: 20 - Supplies Total:		**103,956.74**	**163,975.70**	**143,843.00**	**179,403.44**	**116,221.51**	**179,110.44**	**162,250.00**
Category: 30 - Services									
001-5-1702-31100	Communications		1,525.95	2,052.04	2,448.00	2,448.00	1,686.47	2,024.74	2,025.00
Budget Detail									
Budget Code	**Description**	**Units**	**Price**	**Amount**					
City Manager	Reduction Per CM	0.00	0.00	-423.00					
City Manager	Verizon & At&t Cell phone services	2.00	1,224.00	2,448.00					
001-5-1702-31400	Professional Services		0.00	16,808.84	9,315.00	9,315.00	8,319.16	9,315.00	9,315.00
Budget Detail									
Budget Code	**Description**	**Units**	**Price**	**Amount**					
City Manager	Service for bailer & compactor	1.00	9,315.00	9,315.00					
001-5-1702-31425	Prof. Services-GPS		3,806.60	3,456.00	3,700.00	3,700.00	3,168.00	3,456.00	3,700.00
Budget Detail									
Budget Code	**Description**	**Units**	**Price**	**Amount**					
City Manager	Vehicle GPS service	1.00	3,700.00	3,700.00					
001-5-1702-31434	PrfSrv-Rehrig Software Maint		8,425.00	7,500.00	8,100.00	8,100.00	6,812.50	8,100.00	8,100.00
Budget Detail									
Budget Code	**Description**	**Units**	**Price**	**Amount**					
City Manager	Rherig software	1.00	8,100.00	8,100.00					
001-5-1702-31500	Printing & Publishing		2,019.10	1,859.24	1,500.00	1,500.00	1,622.06	1,500.00	1,500.00

			2021 Total Activity	2022 Total Activity	2023 Original Budget	2023 Total Budget (Amended)	2023 YTD Activity	2023 Expected Annual	2024 City Manager Proposed
Budget Detail									
Budget Code	**Description**	**Units**	**Price**	**Amount**					
City Manager	Holiday & brush zone flyers	1.00	1,500.00	1,500.00					
001-5-1702-31600	Training & Travel		3,018.00	0.00	0.00	1,105.00	1,005.00	1,105.00	500.00
001-5-1702-31900	Catering		0.00	0.00	0.00	0.00	0.00		154.00
Budget Detail									
Budget Code	**Description**	**Units**	**Price**	**Amount**					
City Manager	Drinks & snacks	1.00	154.00	154.00					
001-5-1702-31910	Catering-Employee Appreciation		0.00	0.00	154.00	154.00	0.00	154.00	
001-5-1702-32300	Utilities		0.00	1,269.99	1,500.00	1,500.00	275.53	595.46	500.00
001-5-1702-32400	Laundry		3,631.71	3,850.19	3,800.00	3,800.00	3,161.05	3,800.00	3,800.00
Budget Detail									
Budget Code	**Description**	**Units**	**Price**	**Amount**					
City Manager	LAundry service for uniforms	1.00	3,800.00	3,800.00					
	Category: 30 - Services Total:		**22,426.36**	**36,796.30**	**30,517.00**	**31,622.00**	**26,049.77**	**30,050.20**	**29,594.00**
Category: 40 - Repairs									
001-5-1702-41100	Vehicle Maintenance		186,873.33	224,583.06	130,351.00	129,246.00	154,785.27	129,246.00	180,235.00
Budget Detail									
Budget Code	**Description**	**Units**	**Price**	**Amount**					
City Manager	Addtl funding based on 3 year average	0.00	0.00	50,884.00					
City Manager	Core budget reduction due to Uniform incre	0.00	0.00	-1,000.00					
City Manager	Repair & preventive maintenance	1.00	130,351.00	130,351.00					
001-5-1702-41400	Equipment Maintenance		196.93	90.72	100.00	100.00	0.00	100.00	100.00
Budget Detail									
Budget Code	**Description**	**Units**	**Price**	**Amount**					
City Manager	small engine repair	1.00	100.00	100.00					
001-5-1702-41600	Maint - Rollouts & Dumpsters		1,810.82	3,229.80	2,226.00	2,226.00	1,734.35	2,226.00	2,226.00
Budget Detail									
Budget Code	**Description**	**Units**	**Price**	**Amount**					
City Manager	Rollout & dumpster maintenance	1.00	2,226.00	2,226.00					
	Category: 40 - Repairs Total:		**188,881.08**	**227,903.58**	**132,677.00**	**131,572.00**	**156,519.62**	**131,572.00**	**182,561.00**

			2021 Total Activity	2022 Total Activity	2023 Original Budget	2023 Total Budget (Amended)	2023 YTD Activity	2023 Expected Annual	2024 City Manager Proposed
Category: 50 - Maintenance									
001-5-1702-59100	Grounds & Perm Fixtures		38.98	241.89	500.00	500.00	52.50	500.00	500.00
Budget Detail									
Budget Code	**Description**	**Units**	**Price**	**Amount**					
City Manager	Dumpster enclosure maintenance	1.00	500.00	500.00					
	Category: 50 - Maintenance Total:		**38.98**	**241.89**	**500.00**	**500.00**	**52.50**	**500.00**	**500.00**
Category: 95 - Prior Yr Adjustments									
001-5-1702-95000	Bad Debt		22,377.98	33,769.74	0.00	0.00	0.00		
	Category: 95 - Prior Yr Adjustments Total:		**22,377.98**	**33,769.74**	**0.00**	**0.00**	**0.00**	**0.00**	**0.00**
	Division: 1702 - Sanitation Collection Total:		**1,079,162.77**	**1,323,070.70**	**1,140,010.00**	**1,128,670.76**	**892,423.02**	**1,037,447.77**	**1,305,459.00**
Division: 1703 - Landfill									
Category: 10 - Personnel Services									
001-5-1703-11100	Salaries & Wages		299,473.27	339,696.25	364,391.00	353,938.43	298,101.35	353,938.43	412,649.00
Budget Detail									
Budget Code	**Description**	**Units**	**Price**	**Amount**					
City Manager	(7) Equipment Operator II	0.00	0.00	242,444.80					
City Manager	Additional	0.00	0.00	43,526.60					
City Manager	Anniversary Increases	0.00	0.00	2,869.36					
City Manager	Foreman & Supervisor	0.00	0.00	111,675.20					
City Manager	Military Pay	0.00	0.00	8,000.00					
City Manager	YE 9 day accrual less PY credit	0.00	0.00	4,133.04					
001-5-1703-11200	Overtime		42,070.69	48,827.38	19,024.00	40,411.64	35,213.61	40,411.64	19,024.00
001-5-1703-11301	Longevity - Non Civil Service		1,762.61	3,344.20	3,971.00	3,547.44	2,825.18	3,547.44	4,067.00
Budget Detail									
Budget Code	**Description**	**Units**	**Price**	**Amount**					
City Manager	67 Years of Service	67.00	60.00	4,020.00					
City Manager	YE 9 day accrual less PY credit	0.00	0.00	47.00					
001-5-1703-11400	Retirement - TMRS		29,509.22	32,101.72	31,877.00	33,251.33	27,606.23	33,251.33	39,551.00
Budget Detail									
Budget Code	**Description**	**Units**	**Price**	**Amount**					
City Manager	Additional	0.00	0.00	2,648.00					
City Manager	Total Salary @ 9.09%	402,437.88	0.09	36,581.60					
City Manager	YE 9 day accrual less PY credit	0.00	0.00	321.40					
001-5-1703-11500	FICA		24,652.28	28,307.93	29,958.00	29,007.23	24,170.56	29,020.08	33,346.00

			2021 Total Activity	2022 Total Activity	2023 Original Budget	2023 Total Budget (Amended)	2023 YTD Activity	2023 Expected Annual	2024 City Manager Proposed
Budget Detail									
Budget Code	**Description**	**Units**	**Price**	**Amount**					
City Manager	Additional	0.00	0.00	2,228.00					
City Manager	Total Salary @ 7.65%	402,437.88	0.08	30,786.50					
City Manager	YE 9 day accrual less PY credit	0.00	0.00	331.50					
001-5-1703-11600	Group Health Insurance		174,005.00	159,132.00	135,771.00	135,771.00	98,927.68	98,927.68	135,948.00
Budget Detail									
Budget Code	**Description**	**Units**	**Price**	**Amount**					
City Manager	(1) PPO Plan	0.00	0.00	23,943.00					
City Manager	(2) HMO Plans	0.00	0.00	21,784.00					
City Manager	(5) EPO Plans	0.00	0.00	90,221.00					
001-5-1703-11700	Workers' Compensation		10,265.62	13,970.74	14,294.00	14,294.00	11,425.58	13,514.66	25,273.00
Budget Detail									
Budget Code	**Description**	**Units**	**Price**	**Amount**					
City Manager	(9) WC Code 7590-Base Salary divided by 10	4,024.38	9.15	36,823.08					
City Manager	Additional	0.00	0.00	10,543.00					
City Manager	Less Experience Modifier	36,823.08	-0.50	-18,411.54					
City Manager	Less Fund Discount	18,411.54	-0.20	-3,682.31					
City Manager	Whole Dollar Rounding	0.00	0.00	0.77					
001-5-1703-11800	Unemployment Compensation		2,268.01	115.26	2,275.00	2,275.00	87.90	199.14	774.00
Budget Detail									
Budget Code	**Description**	**Units**	**Price**	**Amount**					
City Manager	(9) Employees @ $86	9.00	86.00	774.00					
001-5-1703-12200	Certification Pay		3,129.36	4,093.53	4,155.00	4,155.00	3,136.92	3,791.31	
001-5-1703-12300	Life Insurance		617.76	690.48	776.00	776.00	666.36	727.74	834.00
Budget Detail									
Budget Code	**Description**	**Units**	**Price**	**Amount**					
City Manager	(1) Max Coverage	0.00	0.00	108.00					
City Manager	Additional	0.00	0.00	60.00					
City Manager	Base Coverage	308,000.00	0.00	55.44					
City Manager	Base Coverage Rate for remaining 11 month	11.00	55.44	609.84					
City Manager	Whole Dollar Rounding	0.00	0.00	0.72					
001-5-1703-13100	Hazard Pay		2,400.00	0.00	0.00	0.00	0.00		
	Category: 10 - Personnel Services Total:		**590,153.82**	**630,279.49**	**606,492.00**	**617,427.07**	**502,161.37**	**577,329.45**	**671,466.00**

			2021 Total Activity	2022 Total Activity	2023 Original Budget	2023 Total Budget (Amended)	2023 YTD Activity	2023 Expected Annual	2024 City Manager Proposed
Category: 20 - Supplies									
001-5-1703-21100	Supplies		2,195.57	1,654.53	1,800.00	1,800.00	1,864.37	1,800.00	1,800.00
Budget Detail									
Budget Code	**Description**	**Units**	**Price**	**Amount**					
City Manager	Field, office & cleaning supplies	1.00	1,800.00	1,800.00					
001-5-1703-21194	COVID-19 EVENT		375.00	0.00	0.00	0.00	0.00		
001-5-1703-21200	Uniforms & Personal Wear		659.87	567.50	800.00	800.00	862.02	800.00	800.00
Budget Detail									
Budget Code	**Description**	**Units**	**Price**	**Amount**					
City Manager	Boot reimbursement 1 year	5.00	75.00	375.00					
City Manager	Boot reimbursement 2 year	2.00	100.00	200.00					
City Manager	PPE	1.00	225.00	225.00					
001-5-1703-21400	Chemicals		78.15	171.93	200.00	200.00	132.51	200.00	200.00
Budget Detail									
Budget Code	**Description**	**Units**	**Price**	**Amount**					
City Manager	Oxygen Acetylene tanks & insecticides	1.00	200.00	200.00					
001-5-1703-21500	Motor Gas & Oil		63,526.62	104,722.63	94,000.00	104,404.17	80,341.83	104,404.17	100,000.00
Budget Detail									
Budget Code	**Description**	**Units**	**Price**	**Amount**					
City Manager	Additional Trend Based on EA	0.00	0.00	10,000.00					
City Manager	Reduction Per CM	0.00	0.00	-4,000.00					
City Manager	Trend analysis	1.00	94,000.00	94,000.00					
001-5-1703-21700	Minor Eq/Furniture		1,597.36	1,587.20	3,500.00	3,500.00	1,724.89	3,500.00	2,000.00
Budget Detail									
Budget Code	**Description**	**Units**	**Price**	**Amount**					
City Manager	ADC tarp & hand tools	1.00	3,500.00	3,500.00					
City Manager	Reduction Per CM	0.00	0.00	-1,500.00					
001-5-1703-22400	Medical Supplies		59.94	0.00	60.00	60.00	0.00	60.00	60.00
Budget Detail									
Budget Code	**Description**	**Units**	**Price**	**Amount**					
City Manager	First aid supplies	1.00	60.00	60.00					
	Category: 20 - Supplies Total:		**68,492.51**	**108,703.79**	**100,360.00**	**110,764.17**	**84,925.62**	**110,764.17**	**104,860.00**

			2021 Total Activity	2022 Total Activity	2023 Original Budget	2023 Total Budget (Amended)	2023 YTD Activity	2023 Expected Annual	2024 City Manager Proposed
Category: 30 - Services									
001-5-1703-31100	Communications		1,082.70	1,113.56	1,212.00	1,212.00	1,004.89	1,196.00	1,212.00
Budget Detail									
Budget Code	**Description**	**Units**	**Price**	**Amount**					
City Manager	Cell phone service	1.00	492.00	492.00					
City Manager	Mitel cloud service	1.00	720.00	720.00					
001-5-1703-31400	Professional Services		90,096.91	97,503.01	99,000.00	97,668.86	87,194.81	96,743.00	99,000.00
Budget Detail									
Budget Code	**Description**	**Units**	**Price**	**Amount**					
City Manager	General engineering & ground water analysi	1.00	99,000.00	99,000.00					
001-5-1703-31425	Prof. Services-GPS		384.00	384.00	612.00	612.00	352.00	384.00	612.00
Budget Detail									
Budget Code	**Description**	**Units**	**Price**	**Amount**					
City Manager	Vehicle GPS service	3.00	204.00	612.00					
001-5-1703-31500	Printing & Publishing		13.95	127.45	150.00	150.00	132.42	146.12	150.00
Budget Detail									
Budget Code	**Description**	**Units**	**Price**	**Amount**					
City Manager	Public notifications	1.00	150.00	150.00					
001-5-1703-31600	Training & Travel		816.00	636.00	700.00	1,465.00	680.00	880.00	700.00
Budget Detail									
Budget Code	**Description**	**Units**	**Price**	**Amount**					
City Manager	TCEQ license renewals, training & CEU's	1.00	700.00	700.00					
001-5-1703-31800	Equipment Rent		75.00	0.00	2,000.00	2,000.00	0.00	2,000.00	2,000.00
Budget Detail									
Budget Code	**Description**	**Units**	**Price**	**Amount**					
City Manager	Rental of heavy equipment	1.00	2,000.00	2,000.00					
001-5-1703-31900	Catering		276.98	425.38	769.00	769.00	563.90	769.00	769.00
Budget Detail									
Budget Code	**Description**	**Units**	**Price**	**Amount**					
City Manager	Drinks & snacks	1.00	769.00	769.00					
001-5-1703-32100	State Fees		26,406.85	38,762.14	50,000.00	49,000.00	25,907.15	48,386.20	38,000.00
Budget Detail									
Budget Code	**Description**	**Units**	**Price**	**Amount**					
City Manager	CM reduced core budget	0.00	0.00	-12,000.00					

			2021 Total Activity	2022 Total Activity	2023 Original Budget	2023 Total Budget (Amended)	2023 YTD Activity	2023 Expected Annual	2024 City Manager Proposed
City Manager	TCEQ quarterly & annual fees	1.00	50,000.00	50,000.00					
001-5-1703-32300	Utilities		6,841.50	7,045.96	6,000.00	7,331.14	5,101.31	7,331.14	6,000.00
Budget Detail									
Budget Code	**Description**	**Units**	**Price**	**Amount**					
City Manager	Electric service	12.00	440.00	5,280.00					
City Manager	Water service	12.00	60.00	720.00					
001-5-1703-32400	Laundry		2,260.40	2,350.20	2,400.00	2,400.00	1,961.75	2,268.60	2,400.00
Budget Detail									
Budget Code	**Description**	**Units**	**Price**	**Amount**					
City Manager	Laundry uniform services	1.00	2,400.00	2,400.00					
	Category: 30 - Services Total:		**128,254.29**	**148,347.70**	**162,843.00**	**162,608.00**	**122,898.23**	**160,104.06**	**150,843.00**
Category: 40 - Repairs									
001-5-1703-41100	Vehicle Maintenance		89,308.27	109,099.00	75,000.00	75,235.00	68,510.11	75,235.00	75,000.00
Budget Detail									
Budget Code	**Description**	**Units**	**Price**	**Amount**					
City Manager	Equipment repair & maintenance	1.00	75,000.00	75,000.00					
001-5-1703-41400	Equipment Maintenance		688.26	1,093.29	1,000.00	1,000.00	545.50	1,000.00	1,000.00
Budget Detail									
Budget Code	**Description**	**Units**	**Price**	**Amount**					
City Manager	Mower & air compressor maint.	1.00	1,000.00	1,000.00					
	Category: 40 - Repairs Total:		**89,996.53**	**110,192.29**	**76,000.00**	**76,235.00**	**69,055.61**	**76,235.00**	**76,000.00**
Category: 50 - Maintenance									
001-5-1703-51100	Building Maintenance		25.60	0.00	0.00	0.00	4.17		
001-5-1703-59100	Grounds & Perm Fixtures		5,927.30	7,144.02	8,500.00	8,500.00	10,082.83	8,500.00	8,500.00
Budget Detail									
Budget Code	**Description**	**Units**	**Price**	**Amount**					
City Manager	Fencing and concrete drive repairs	1.00	8,500.00	8,500.00					
	Category: 50 - Maintenance Total:		**5,952.90**	**7,144.02**	**8,500.00**	**8,500.00**	**10,087.00**	**8,500.00**	**8,500.00**

		2021 Total Activity	2022 Total Activity	2023 Original Budget	2023 Total Budget (Amended)	2023 YTD Activity	2023 Expected Annual	2024 City Manager Proposed
Category: 60 - Leases								
001-5-1703-64100	Operating Lease	0.00	847.70	998.00	998.00	854.57	932.44	936.00

Budget Notes

Budget Code	Subject	Description
City Manager	Operating lease	Contract 500-50341519-ID #C6904 39 month lease commenced on 11/30/2021 Last payment on 1/30/2025

Budget Detail

Budget Code	Description	Units	Price	Amount
City Manager	Landfill printer	12.00	78.00	936.00

001-5-1703-64200	Capital Lease-Principle	65,143.21	66,706.64	0.00	0.00	0.00		
001-5-1703-64201	Capital Lease-Interest	3,164.39	1,600.96	0.00	0.00	0.00		
	Category: 60 - Leases Total:	**68,307.60**	**69,155.30**	**998.00**	**998.00**	**854.57**	**932.44**	**936.00**
	Division: 1703 - Landfill Total:	**951,157.65**	**1,073,822.59**	**955,193.00**	**976,532.24**	**789,982.40**	**933,865.12**	**1,012,605.00**
	Department : 170 - Solid Waste Management Total:	**2,082,109.04**	**2,396,893.29**	**2,095,203.00**	**2,105,203.00**	**1,682,405.42**	**1,971,312.89**	**2,318,064.00**

		2021 Total Activity	2022 Total Activity	2023 Original Budget	2023 Total Budget (Amended)	2023 YTD Activity	2023 Expected Annual	2024 City Manager Proposed
Department : 180 - Finance								
Division: 1801 - Finance Admin.								
Category: 10 - Personnel Services								
001-5-1801-11100	Salaries & Wages	402,901.47	598,726.52	649,827.00	647,311.57	529,345.09	640,488.15	730,601.00

Budget Detail

Budget Code	Description	Units	Price	Amount
City Manager	(2) Accounting Assistants	0.00	0.00	71,489.60
City Manager	Accounting Manager & Finance Director	0.00	0.00	179,025.60
City Manager	Additional	0.00	0.00	70,261.13
City Manager	Admin Asst II & Purchasing/Facilities Mgr	0.00	0.00	111,841.60
City Manager	Anniversay Increases	0.00	0.00	4,087.56
City Manager	AP Specialist & (2) Payroll Specialists	0.00	0.00	113,921.60
City Manager	IT Manager & Systems Specialist & Help Des	0.00	0.00	173,659.20
City Manager	YE 9 day accrual less PY credit	0.00	0.00	6,314.71

001-5-1801-11200	Overtime	342.17	160.66	3,811.00	3,811.00	51.07	525.02	3,894.00

Budget Detail

Budget Code	Description	Units	Price	Amount
City Manager	Core Budget	0.00	0.00	3,800.00
City Manager	YE 9 day accrual	0.00	0.00	94.00

001-5-1801-11301	Longevity - Non Civil Service	2,266.94	4,814.38	5,656.00	5,656.00	4,380.11	5,292.78	5,647.00

Budget Detail

Budget Code	Description	Units	Price	Amount
City Manager	101 Years of Service	101.00	60.00	6,060.00
City Manager	Change in Personnel-Reduction	0.00	0.00	-480.00
City Manager	YE 9 day accrual less PY credit	0.00	0.00	67.00

001-5-1801-11400	Retirement - TMRS	34,509.10	48,328.18	53,819.00	53,819.00	43,577.32	51,535.83	67,235.00

Budget Detail

Budget Code	Description	Units	Price	Amount
City Manager	Additional	0.00	0.00	4,336.00
City Manager	Total Salaries @ 9.09%	585,963.53	0.09	62,354.08
City Manager	YE 9 day accrual less PY credit	0.00	0.00	544.92

001-5-1801-11500	FICA	29,950.83	45,114.45	50,579.00	50,579.00	39,490.47	46,573.11	56,653.00

Budget Detail

Budget Code	Description	Units	Price	Amount
City Manager	Additional	0.00	0.00	3,649.00
City Manager	Total Salaries	585,963.53	0.08	52,476.21

			2021 Total Activity	2022 Total Activity	2023 Original Budget	2023 Total Budget (Amended)	2023 YTD Activity	2023 Expected Annual	2024 City Manager Proposed
City Manager	YE 9 day accrual less PY credit	0.00	0.00	527.79					
001-5-1801-11600	Group Health Insurance		90,667.44	136,229.00	113,974.00	113,974.00	87,550.72	87,550.72	126,489.00
Budget Detail									
Budget Code	**Description**	**Units**	**Price**	**Amount**					
City Manager	(1) HMO Plan	0.00	0.00	11,502.00					
City Manager	(3) PPO Plans	0.00	0.00	21,768.00					
City Manager	(8) EPO Plans	0.00	0.00	93,219.00					
001-5-1801-11700	Workers' Compensation		575.28	990.57	1,082.00	1,253.42	842.67	1,253.42	1,926.00
Budget Detail									
Budget Code	**Description**	**Units**	**Price**	**Amount**					
City Manager	(12) WC Code 8810-Total Salary divided by 1	6,859.64	0.41	2,812.45					
City Manager	Additional	0.00	0.00	801.00					
City Manager	Less Experience Modifier	2,812.45	-0.50	-1,406.22					
City Manager	Less Fund Discount	1,406.23	-0.20	-281.25					
City Manager	Whole Dollar Rounding	0.00	0.00	0.02					
001-5-1801-11800	Unemployment Compensation		2,016.03	266.81	3,033.00	133.00	108.19	123.36	1,107.00
Budget Detail									
Budget Code	**Description**	**Units**	**Price**	**Amount**					
City Manager	(12) Employees @ $86	12.00	86.00	1,032.00					
City Manager	YE 8 day accrual less PY credit	0.00	0.00	75.00					
001-5-1801-12200	Certification Pay		0.00	2,523.53	2,588.00	2,588.00	2,140.75	2,587.33	
001-5-1801-12300	Life Insurance		689.04	1,006.02	1,047.00	1,075.32	965.34	1,075.32	1,197.00
Budget Detail									
Budget Code	**Description**	**Units**	**Price**	**Amount**					
City Manager	(5) Max Coverage	5.00	108.00	540.00					
City Manager	Additional	0.00	0.00	60.00					
City Manager	Base Coverage rate for remaining 11 months	49.68	11.00	546.48					
City Manager	Base Coverages	276,000.00	0.00	49.68					
City Manager	Whole Dollar Rounding	0.00	0.00	0.84					
001-5-1801-13100	Hazard Pay		2,050.00	0.00	0.00	0.00	0.00		
	Category: 10 - Personnel Services Total:		**565,968.30**	**838,160.12**	**885,416.00**	**880,200.31**	**708,451.73**	**837,005.04**	**994,749.00**

			2021 Total Activity	2022 Total Activity	2023 Original Budget	2023 Total Budget (Amended)	2023 YTD Activity	2023 Expected Annual	2024 City Manager Proposed
Category: 20 - Supplies									
001-5-1801-21100	Supplies		4,873.61	5,880.73	5,000.00	5,000.00	3,802.66	5,000.00	5,000.00
Budget Detail									
Budget Code	**Description**	**Units**	**Price**	**Amount**					
City Manager	Various office supplies	0.00	0.00	5,000.00					
001-5-1801-21194	COVID-19 EVENT		189.95	0.00	0.00	0.00	0.00		
001-5-1801-21700	Minor Eq/Furniture		0.00	0.00	0.00	426.79	426.79	426.79	
001-5-1801-22600	Computers & Associated Equip		0.00	68,734.45	37,183.00	37,183.00	34,237.28	37,182.96	37,200.00
Budget Notes									
Budget Code	**Subject**	**Description**							
City Manager	Supplemental Info	Rec Hall Security Camera/Monitor for office.							
Budget Detail									
Budget Code	**Description**	**Units**	**Price**	**Amount**					
City Manager	FY 23-24 One-Time Approved Supplemental	0.00	0.00	200.00					
City Manager	Peripheral Equipment & Cables	0.00	0.00	5,000.00					
City Manager	Replacement Desktops, Laptops, Servers, Ha	0.00	0.00	32,000.00					
	Category: 20 - Supplies Total:		**5,063.56**	**74,615.18**	**42,183.00**	**42,609.79**	**38,466.73**	**42,609.75**	**42,200.00**
Category: 30 - Services									
001-5-1801-31100	Communications		1,282.25	4,710.50	4,128.00	5,005.85	3,871.33	5,005.85	5,556.00
Budget Detail									
Budget Code	**Description**	**Units**	**Price**	**Amount**					
City Manager	(1) Cell Phone Lines	36.00	46.00	1,656.00					
City Manager	(2) Cell Phone Lines	24.00	41.00	984.00					
City Manager	(3) Cell Phone Lines	36.00	38.00	1,368.00					
City Manager	(4) MiFi Devices	36.00	38.00	1,368.00					
City Manager	(5) Licenses	180.00	1.00	180.00					
001-5-1801-31300	Postage & Freight		0.00	391.00	0.00	0.00	0.00		
001-5-1801-31400	Professional Services		975.00	7,038.00	6,340.00	4,516.00	2,498.00	4,516.00	6,340.00
Budget Detail									
Budget Code	**Description**	**Units**	**Price**	**Amount**					
City Manager	ACFR Award Submittal	1.00	530.00	530.00					
City Manager	Bond Renewal-Finance Director	1.00	260.00	260.00					
City Manager	Investment Policy Certification	1.00	150.00	150.00					
City Manager	IT-Infrastructure Install & Maint	1.00	5,400.00	5,400.00					
001-5-1801-31410	ProfSrv-Software Maint		5.41	302,550.15	278,850.00	293,004.24	246,060.85	293,004.24	280,208.00

			2021 Total Activity	2022 Total Activity	2023 Original Budget	2023 Total Budget (Amended)	2023 YTD Activity	2023 Expected Annual	2024 City Manager Proposed
Budget Notes									
Budget Code	**Subject**	**Description**							
City Manager	Debtbook Software Maintenance	FY 23-24 - $11,000 FY 24-25 - $12,000 FY 25-26 - $13,000 and each year thereafter							
Budget Detail									
Budget Code	**Description**	**Units**	**Price**	**Amount**					
City Manager	API Maintenance	0.00	0.00	1,100.00					
City Manager	Autodesk Annual Renewal-Facilities	0.00	0.00	3,000.00					
City Manager	Backup Software Renewal	0.00	0.00	6,500.00					
City Manager	Cummins Engine Diagnostic Software	0.00	0.00	1,804.00					
City Manager	Debtbook Finance Software	0.00	0.00	11,000.00					
City Manager	Executime Software & Hardware Support	0.00	0.00	12,600.00					
City Manager	Firewall & Antivirus Support	0.00	0.00	29,335.00					
City Manager	FY 22-23 Recurring Software Maintenance Ir	0.00	0.00	10,000.00					
City Manager	Garage Software	0.00	0.00	3,108.00					
City Manager	GIS License Renewal	0.00	0.00	10,500.00					
City Manager	Gov QA Renewal	0.00	0.00	14,000.00					
City Manager	HR MGMT System Application Tracking	0.00	0.00	10,500.00					
City Manager	HR Software Maintenance Increase	0.00	0.00	5,906.00					
City Manager	Incode Community Development Support	0.00	0.00	11,475.00					
City Manager	Incode Maintenance	0.00	0.00	68,000.00					
City Manager	Laserfiche Renewal	0.00	0.00	18,880.00					
City Manager	Microsoft 365 Licensing	0.00	0.00	32,800.00					
City Manager	Offsite Backup Storage	0.00	0.00	10,000.00					
City Manager	Operative IQ Narcotics Tracking	0.00	0.00	5,500.00					
City Manager	ShelterPro License Renewal	0.00	0.00	2,700.00					
City Manager	Shoretel Partnet Support	0.00	0.00	5,500.00					
City Manager	Web Hosting- City Websites	0.00	0.00	6,000.00					
001-5-1801-31427	Prof Srvc-Actuarial Services		7,250.00	2,250.00	9,000.00	4,750.00	0.00	4,750.00	9,000.00
001-5-1801-31470	Prof Svcs - Audit Services		65,350.69	70,562.50	67,200.00	67,200.00	64,655.00	67,200.00	67,200.00
Budget Detail									
Budget Code	**Description**	**Units**	**Price**	**Amount**					
City Manager	Arbitrage Calculation 50%	6,000.00	0.50	3,000.00					
City Manager	Audit Allocation 50%	125,000.00	0.50	62,500.00					
City Manager	MDA Document Review 50%	1,800.00	0.50	900.00					
City Manager	Year-End Inventory Observation	1.00	800.00	800.00					
001-5-1801-31500	Printing & Publishing		3,159.95	2,598.09	2,969.00	4,995.11	3,470.43	4,995.11	3,585.00

			2021 Total Activity	2022 Total Activity	2023 Original Budget	2023 Total Budget (Amended)	2023 YTD Activity	2023 Expected Annual	2024 City Manager Proposed
Budget Notes									
Budget Code	**Subject**	**Description**							
City Manager	Budget Proposed	Took 3 year average: 2021 Activity - $3,159.95 2022 Activity - $2,598.09 2023 EA - $4,995.11 Total - $10.753.17 / 3 years = $3.58439							
Budget Detail									
Budget Code	**Description**	**Units**	**Price**	**Amount**					
City Manager	CM increased funding-Perm	0.00	0.00	616.00					
City Manager	Legal ads, check stock, ACFR & budget books	0.00	0.00	2,969.00					
001-5-1801-31600	Training & Travel - IT		0.00	-25.00	1,468.00	3,798.02	3,798.02	3,798.02	1,500.00
Budget Detail									
Budget Code	**Description**	**Units**	**Price**	**Amount**					
City Manager	TAGIT Conference	1.00	1,500.00	1,500.00					
001-5-1801-31640	Training & Travel - Finance Adm..		3,526.95	7,863.51	6,805.00	5,771.13	4,772.13	5,771.13	10,410.00
Budget Notes									
Budget Code	**Subject**	**Description**							
City Manager	Core Budget	Brought travel budget back up to core. In FY 22-23, Finance staff purposely did not travel.							
Budget Detail									
Budget Code	**Description**	**Units**	**Price**	**Amount**					
City Manager	(1) GFOAT Fall - TX	1.00	1,680.00	1,680.00					
City Manager	(1) GFOAT Spring - TX	1.00	1,680.00	1,680.00					
City Manager	(2) GFOA National - Orlando FL	2.00	2,500.00	5,000.00					
City Manager	PFIA - Online	0.00	0.00	400.00					
City Manager	TML Annual	0.00	0.00	1,650.00					
001-5-1801-31641	Training & Travel - Purchasing		1,252.47	1,437.91	2,506.00	2,506.00	1,607.59	2,506.00	2,901.00
Budget Detail									
Budget Code	**Description**	**Units**	**Price**	**Amount**					
City Manager	TML Annual - TX	0.00	0.00	1,651.00					
City Manager	TXPPA Fall	0.00	0.00	1,250.00					
001-5-1801-31700	Memberships & Dues		1,438.99	1,141.67	1,784.00	1,784.00	2,033.67	1,784.00	1,689.00
Budget Detail									
Budget Code	**Description**	**Units**	**Price**	**Amount**					
City Manager	(2) GFOA	0.00	0.00	375.00					
City Manager	(2) GFOAT	2.00	80.00	160.00					

			2021 Total Activity	2022 Total Activity	2023 Original Budget	2023 Total Budget (Amended)	2023 YTD Activity	2023 Expected Annual	2024 City Manager Proposed
City Manager	(2) TAGIT	2.00	175.00	350.00					
City Manager	Amazon Prime	0.00	0.00	139.00					
City Manager	CGFO	0.00	0.00	40.00					
City Manager	CPA License	0.00	0.00	75.00					
City Manager	GTOT	0.00	0.00	75.00					
City Manager	NIGP	0.00	0.00	190.00					
City Manager	Sams Club	0.00	0.00	110.00					
City Manager	State Co-OP	0.00	0.00	100.00					
City Manager	TXPPA	0.00	0.00	75.00					
001-5-1801-31900	Catering		169.47	0.00	200.00	200.00	0.00	200.00	200.00
Budget Detail									
Budget Code	**Description**	**Units**	**Price**	**Amount**					
City Manager	Budget for Just In Case	0.00	0.00	200.00					
001-5-1801-33100	Subscriptions		986.64	2,138.64	2,190.00	2,401.04	728.77	2,401.04	2,525.00
Budget Detail									
Budget Code	**Description**	**Units**	**Price**	**Amount**					
City Manager	Adobe Acrobat DC Pro - Charlie	12.00	21.50	258.00					
City Manager	Adobe Acrobat DC Pro - David	12.00	20.00	240.00					
City Manager	Adobe Acrobat DC Pro - Deborah	12.00	16.00	192.00					
City Manager	Adobe Acrobat DC Pro - Jessica	12.00	16.50	198.00					
City Manager	E Learning Subscription	0.00	0.00	1,200.00					
City Manager	GAAFR	0.00	0.00	65.00					
City Manager	GASB	0.00	0.00	307.00					
City Manager	Kingsville Record	0.00	0.00	50.00					
City Manager	Town & City Subscription	0.00	0.00	15.00					
	Category: 30 - Services Total:		**85,397.82**	**402,656.97**	**383,440.00**	**395,931.39**	**333,495.79**	**395,931.39**	**391,114.00**
Category: 60 - Leases									
001-5-1801-64100	Operating Lease		127.11	0.00	2,845.00	879.51	1,738.44	_____	1,899.00
Budget Detail									
Budget Code	**Description**	**Units**	**Price**	**Amount**					
City Manager	Fire & HR ID Software	12.00	158.25	1,899.00					
001-5-1801-64200	Capital Lease - Principle		0.00	16,120.78	9,168.00	16,870.89	16,870.72	16,870.72	7,703.00
Budget Detail									
Budget Code	**Description**	**Units**	**Price**	**Amount**					
City Manager	Nimble Storage Lease Payment 3 of 4	0.00	0.00	7,703.00					
001-5-1801-64201	Capital Lease-Interest		0.00	1,464.29	0.00	714.35	714.35	714.35	715.00

			2021 Total Activity	2022 Total Activity	2023 Original Budget	2023 Total Budget (Amended)	2023 YTD Activity	2023 Expected Annual	2024 City Manager Proposed
Budget Detail									
Budget Code	**Description**	**Units**	**Price**	**Amount**					
City Manager	Nimble Storage Payment 3 of 4	0.00	0.00	715.00					
	Category: 60 - Leases Total:		**127.11**	**17,585.07**	**12,013.00**	**18,464.75**	**19,323.51**	**17,585.07**	**10,317.00**
	Division: 1801 - Finance Admin. Total:		**656,556.79**	**1,333,017.34**	**1,323,052.00**	**1,337,206.24**	**1,099,737.76**	**1,293,131.25**	**1,438,380.00**
Division: 1803 - Municipal Court									
Category: 10 - Personnel Services									
001-5-1803-11100	Salaries & Wages		194,333.52	200,536.91	212,966.00	212,966.00	174,929.07	211,586.65	241,177.00
Budget Detail									
Budget Code	**Description**	**Units**	**Price**	**Amount**					
City Manager	(4) Deputy Clerks	0.00	0.00	106,046.72					
City Manager	Additional	0.00	0.00	27,693.10					
City Manager	Anniversay Increases	0.00	0.00	346.74					
City Manager	Supervisor & MC Judge	0.00	0.00	105,123.20					
City Manager	YE 9 day accrual less PY credit	0.00	0.00	1,967.24					
001-5-1803-11200	Overtime		497.98	381.10	2,006.00	2,006.00	330.00	373.57	2,038.00
Budget Detail									
Budget Code	**Description**	**Units**	**Price**	**Amount**					
City Manager	Core Budget	0.00	0.00	2,000.00					
City Manager	YE 9 day accrual less PY credit	0.00	0.00	38.00					
001-5-1803-11301	Longevity - Non Civil Service		1,416.65	2,680.16	3,069.00	3,069.00	2,425.14	2,929.38	3,397.00
Budget Detail									
Budget Code	**Description**	**Units**	**Price**	**Amount**					
City Manager	56 Years of Service	56.00	60.00	3,360.00					
City Manager	YE 9 day accrual less PY credit	0.00	0.00	37.00					
001-5-1803-11400	Retirement - TMRS		15,660.44	15,451.23	16,609.00	16,609.00	13,533.08	16,365.77	20,825.00
Budget Detail									
Budget Code	**Description**	**Units**	**Price**	**Amount**					
City Manager	Additional	0.00	0.00	1,695.00					
City Manager	Total Salaries @ 9.09%	208,678.54	0.09	18,968.88					
City Manager	YE 9 day accrual less PY credit	0.00	0.00	161.12					
001-5-1803-11500	FICA		14,234.47	14,727.96	16,805.00	16,805.00	12,717.17	15,371.09	18,888.00
Budget Detail									
Budget Code	**Description**	**Units**	**Price**	**Amount**					
City Manager	Additinal	0.00	0.00	1,516.00					
City Manager	Total Salaries @7.65%	224,763.95	0.08	17,194.44					

			2021 Total Activity	2022 Total Activity	2023 Original Budget	2023 Total Budget (Amended)	2023 YTD Activity	2023 Expected Annual	2024 City Manager Proposed
City Manager	YE 9 day accrual less PY credit	0.00	0.00	177.56					
001-5-1803-11600	Group Health Insurance		66,103.04	73,153.69	62,492.00	62,492.00	48,344.72	48,344.72	64,586.00
Budget Detail									
Budget Code	**Description**	**Units**	**Price**	**Amount**					
City Manager	(1) EPO Plan	0.00	0.00	7,089.00					
City Manager	(4) PPO Plans	0.00	0.00	57,497.00					
001-5-1803-11700	Workers' Compensation		283.05	323.27	360.00	416.49	280.05	416.49	642.00
Budget Detail									
Budget Code	**Description**	**Units**	**Price**	**Amount**					
City Manager	(6) WC Code 8810-Total Salaries divided by 1	2,247.64	0.41	921.53					
City Manager	Additional	0.00	0.00	273.00					
City Manager	Less Experience Modifier	921.53	-0.50	-460.76					
City Manager	Less Fund Discount	460.77	-0.20	-92.15					
City Manager	Whole Dollar Rounding	0.00	0.00	0.38					
001-5-1803-11800	Unemployment Compensation		1,556.83	55.76	1,517.00	353.67	60.23	141.23	553.00
Budget Detail									
Budget Code	**Description**	**Units**	**Price**	**Amount**					
City Manager	(6) Employees @ $86	6.00	86.00	516.00					
City Manager	YE 9 day accrual less PY credit	0.00	0.00	37.00					
001-5-1803-12200	Certification Pay		1,168.01	1,859.79	1,918.00	1,918.00	1,287.81	1,556.46	
001-5-1803-12300	Life Insurance		380.34	391.14	421.00	421.00	343.06	372.86	499.00
Budget Detail									
Budget Code	**Description**	**Units**	**Price**	**Amount**					
City Manager	(1) Max Coverage	0.00	0.00	108.00					
City Manager	Additional	0.00	0.00	34.00					
City Manager	Base Coverage Rate for remaining 11 month	29.70	11.00	326.70					
City Manager	Base Coverage Salaries	165,000.00	0.00	29.70					
City Manager	Whole Dollar Rounding	0.00	0.00	0.60					
001-5-1803-13100	Hazard Pay		1,550.00	0.00	0.00	0.00	0.00		
	Category: 10 - Personnel Services Total:		**297,184.33**	**309,561.01**	**318,163.00**	**317,056.16**	**254,250.33**	**297,458.22**	**352,605.00**
Category: 20 - Supplies									
001-5-1803-21100	Supplies		2,821.56	1,305.11	1,500.00	1,500.00	431.61	908.55	1,500.00
001-5-1803-21200	Uniforms & Personal Wear		406.56	365.62	500.00	500.00	447.28	447.28	500.00

			2021 Total Activity	2022 Total Activity	2023 Original Budget	2023 Total Budget (Amended)	2023 YTD Activity	2023 Expected Annual	2024 City Manager Proposed
Budget Detail									
Budget Code	**Description**	**Units**	**Price**	**Amount**					
City Manager	Shirts for office staff	0.00	0.00	500.00					
001-5-1803-21700	Minor Eq/Furniture		0.00	494.69	0.00	0.00	0.00		
	Category: 20 - Supplies Total:		**3,228.12**	**2,165.42**	**2,000.00**	**2,000.00**	**878.89**	**1,355.83**	**2,000.00**
Category: 30 - Services									
001-5-1803-31300	Postage & Freight		0.00	201.69	500.00	1,073.50	1,097.70	1,073.50	1,200.00
Budget Detail									
Budget Code	**Description**	**Units**	**Price**	**Amount**					
City Manager	CM Increased funding-Perm	0.00	0.00	690.00					
City Manager	Core Budget	0.00	0.00	510.00					
001-5-1803-31400	Professional Services		180.37	1,523.11	852.00	852.00	300.00	600.00	842.00
Budget Detail									
Budget Code	**Description**	**Units**	**Price**	**Amount**					
City Manager	Court Interpreter	0.00	0.00	322.00					
City Manager	Notary Fees	0.00	0.00	188.00					
City Manager	Translater Services	0.00	0.00	332.00					
001-5-1803-31500	Printing & Publishing		400.32	310.98	500.00	1,033.34	944.73	1,033.34	1,000.00
Budget Detail									
Budget Code	**Description**	**Units**	**Price**	**Amount**					
City Manager	CM increased funding-Perm	0.00	0.00	500.00					
City Manager	Copy Overages	0.00	0.00	500.00					
001-5-1803-31600	Training & Travel		884.83	2,287.32	3,000.00	3,000.00	2,703.25	3,000.00	3,000.00
001-5-1803-33100	Subscriptions		0.00	0.00	335.00	335.00	0.00	335.00	335.00
Budget Detail									
Budget Code	**Description**	**Units**	**Price**	**Amount**					
City Manager	Justice Court News	0.00	0.00	36.00					
City Manager	SAM Renewal	0.00	0.00	299.00					
	Category: 30 - Services Total:		**1,465.52**	**4,323.10**	**5,187.00**	**6,293.84**	**5,045.68**	**6,041.84**	**6,377.00**
	Division: 1803 - Municipal Court Total:		**301,877.97**	**316,049.53**	**325,350.00**	**325,350.00**	**260,174.90**	**304,855.89**	**360,982.00**
Division: 1805 - Facilities Maintenance-GF									
Category: 20 - Supplies									
001-5-1805-21100	Supplies		6,574.98	5,343.32	4,589.00	4,589.00	2,761.54	2,540.95	3,500.00
001-5-1805-21194	COVID-19 EVENT		2,154.00	0.00	0.00	0.00	0.00		

			2021 Total Activity	2022 Total Activity	2023 Original Budget	2023 Total Budget (Amended)	2023 YTD Activity	2023 Expected Annual	2024 City Manager Proposed
001-5-1805-21195	Janitorial Supplies		12,744.89	14,517.22	12,000.00	17,379.00	16,721.45	17,378.28	17,000.00
Budget Detail									
Budget Code	**Description**	**Units**	**Price**	**Amount**					
City Manager	CM increased funding-Perm	0.00	0.00	3,000.00					
City Manager	Core Budget	0.00	0.00	14,000.00					
001-5-1805-21200	Uniforms & Personal Wear		0.00	42.19	842.00	842.00	230.85	627.90	842.00
001-5-1805-21500	Motor Gas & Oil		908.88	2,519.28	2,160.00	2,781.00	2,017.89	2,780.54	2,800.00
001-5-1805-21700	Minor Eq/Furniture		2,841.32	1,692.17	3,373.00	3,373.00	2,659.83	3,067.81	3,373.00
	Category: 20 - Supplies Total:		**25,224.07**	**24,114.18**	**22,964.00**	**28,964.00**	**24,391.56**	**26,395.48**	**27,515.00**
Category: 30 - Services									
001-5-1805-31102	Communications - Municipal Bu..		45,256.10	47,454.12	47,300.00	49,441.00	41,899.05	49,440.08	49,680.00
Budget Detail									
Budget Code	**Description**	**Units**	**Price**	**Amount**					
City Manager	AT&T	12.00	1,506.00	18,072.00					
City Manager	Foremost	12.00	707.00	8,484.00					
City Manager	Mitel	12.00	53.50	642.00					
City Manager	Telecom	12.00	1,873.50	22,482.00					
001-5-1805-31103	Communications - City Hall Co...		61,906.67	52,706.70	52,600.00	53,183.00	47,295.45	53,182.31	53,322.00
Budget Detail									
Budget Code	**Description**	**Units**	**Price**	**Amount**					
City Manager	Foremost	12.00	2,970.00	35,640.00					
City Manager	Telecom	12.00	1,473.50	17,682.00					
001-5-1805-31400	Professional Services		1,645.00	0.00	0.00	0.00	182.00		
001-5-1805-31425	Prof. Services-GPS		384.00	384.00	384.00	384.00	352.00	384.00	384.00
Budget Detail									
Budget Code	**Description**	**Units**	**Price**	**Amount**					
City Manager	GPS Services	12.00	32.00	384.00					
001-5-1805-31800	Equipment Rent		0.00	0.00	285.00	285.00	0.00	285.00	285.00
Budget Detail									
Budget Code	**Description**	**Units**	**Price**	**Amount**					
City Manager	Generator & Minor Equipment	0.00	0.00	285.00					
001-5-1805-32302	Utilities - Municipal Building		24,830.65	28,956.37	26,000.00	28,952.00	20,109.78	28,951.82	28,000.00

			2021 Total Activity	2022 Total Activity	2023 Original Budget	2023 Total Budget (Amended)	2023 YTD Activity	2023 Expected Annual	2024 City Manager Proposed
Budget Detail									
Budget Code	**Description**	**Units**	**Price**	**Amount**					
City Manager	COK-Water Service	12.00	1,500.00	18,000.00					
City Manager	GEXA Electric	12.00	1,000.00	12,000.00					
City Manager	Reduction Per CM	0.00	0.00	-2,000.00					
001-5-1805-32303	Utilities - City Hall Complex		41,247.59	42,912.44	41,000.00	44,712.00	39,956.44	44,711.35	50,000.00
Budget Detail									
Budget Code	**Description**	**Units**	**Price**	**Amount**					
City Manager	CM reduced budget	0.00	0.00	-4,000.00					
City Manager	COK Water Service	12.00	500.00	6,000.00					
City Manager	GEXA Electric	12.00	4,000.00	48,000.00					
001-5-1805-32304	Utilities - Cottage Building		1,147.62	1,326.00	1,200.00	1,200.00	1,019.02	1,009.44	1,236.00
Budget Detail									
Budget Code	**Description**	**Units**	**Price**	**Amount**					
City Manager	COK Water Service	12.00	103.00	1,236.00					
001-5-1805-32400	Laundry		3,491.75	3,566.95	3,500.00	3,500.00	2,966.45	3,460.00	3,500.00
	Category: 30 - Services Total:		**179,909.38**	**177,306.58**	**172,269.00**	**181,657.00**	**153,780.19**	**181,424.00**	**186,407.00**
Category: 40 - Repairs									
001-5-1805-41100	Vehicle Maintenance		3,744.59	2,330.80	1,500.00	4,184.00	3,849.38	4,183.63	4,000.00
Budget Detail									
Budget Code	**Description**	**Units**	**Price**	**Amount**					
City Manager	CM increased funding-Perm	0.00	0.00	1,500.00					
City Manager	Core Budget	0.00	0.00	1,500.00					
City Manager	Increase Per CM	0.00	0.00	1,000.00					
001-5-1805-41400	Equipment Maintenance		410.12	1,379.39	1,500.00	1,707.00	915.61	1,706.26	1,500.00
	Category: 40 - Repairs Total:		**4,154.71**	**3,710.19**	**3,000.00**	**5,891.00**	**4,764.99**	**5,889.89**	**5,500.00**
Category: 50 - Maintenance									
001-5-1805-51100	Building Maintenance		113,579.91	84,123.44	82,000.00	87,110.49	97,667.73	87,109.80	90,000.00
001-5-1805-51102	Building Maintenance - Munici...		10,151.03	13,021.40	24,000.00	24,000.00	17,646.40	24,000.00	24,000.00
001-5-1805-51103	Building Maintenance - City Hall..		12,143.28	19,731.72	13,000.00	17,079.00	13,076.55	17,079.00	17,000.00
001-5-1805-59100	Grounds & Perm Fixtures		10,000.00	0.00	4,279.00	4,279.00	4,133.48	4,279.00	4,279.00
	Category: 50 - Maintenance Total:		**145,874.22**	**116,876.56**	**123,279.00**	**132,468.49**	**132,524.16**	**132,467.80**	**135,279.00**

		2021 Total Activity	2022 Total Activity	2023 Original Budget	2023 Total Budget (Amended)	2023 YTD Activity	2023 Expected Annual	2024 City Manager Proposed
Category: 70 - Capital Outlay								
001-5-1805-71300	Building	66,115.00	5,000.00	0.00	0.00	0.00		
	Category: 70 - Capital Outlay Total:	**66,115.00**	**5,000.00**	**0.00**	**0.00**	**0.00**	**0.00**	**0.00**
	Division: 1805 - Facilities Maintenance-GF Total:	**421,277.38**	**327,007.51**	**321,512.00**	**348,980.49**	**315,460.90**	**346,177.17**	**354,701.00**
Division: 1806 - Technology Services								
Category: 10 - Personnel Services								
001-5-1806-11100	Salaries & Wages	127,506.55	0.00	0.00	0.00	0.00		
001-5-1806-11301	Longevity - Non Civil Service	346.60	0.00	0.00	0.00	0.00		
001-5-1806-11400	Retirement - TMRS	10,880.43	0.00	0.00	0.00	0.00		
001-5-1806-11500	FICA	9,634.88	0.00	0.00	0.00	0.00		
001-5-1806-11600	Group Health Insurance	16,871.00	0.00	0.00	0.00	0.00		
001-5-1806-11700	Workers' Compensation	182.01	0.00	0.00	0.00	0.00		
001-5-1806-11800	Unemployement Compensation	503.99	0.00	0.00	0.00	0.00		
001-5-1806-12300	Life Insurance	216.00	0.00	0.00	0.00	0.00		
001-5-1806-13100	Hazard Pay	600.00	0.00	0.00	0.00	0.00		
	Category: 10 - Personnel Services Total:	**166,741.46**	**0.00**	**0.00**	**0.00**	**0.00**	**0.00**	**0.00**
Category: 20 - Supplies								
001-5-1806-21100	Supplies	24.31	0.00	0.00	0.00	0.00		
001-5-1806-21194	COVID-19 EVENT	3,757.06	0.00	0.00	0.00	0.00		
001-5-1806-22600	Computers & Associated Equip	33,987.17	0.00	0.00	0.00	0.00		
	Category: 20 - Supplies Total:	**37,768.54**	**0.00**	**0.00**	**0.00**	**0.00**	**0.00**	**0.00**
Category: 30 - Services								
001-5-1806-31100	Communications	3,108.49	0.00	0.00	0.00	0.00		
001-5-1806-31400	Professional Services	3,014.51	0.00	0.00	0.00	0.00		
001-5-1806-31410	ProfSrv-Sftware Mnt	278,929.99	0.00	0.00	0.00	0.00		
001-5-1806-31500	Printing & Publishing	3,088.00	0.00	0.00	0.00	0.00		
001-5-1806-31600	Training & Travel - IT	2,672.45	0.00	0.00	0.00	0.00		
001-5-1806-31700	Memberships & Dues	175.00	0.00	0.00	0.00	0.00		
001-5-1806-33100	Subscriptions	1,200.00	0.00	0.00	0.00	0.00		
	Category: 30 - Services Total:	**292,188.44**	**0.00**	**0.00**	**0.00**	**0.00**	**0.00**	**0.00**
Category: 60 - Leases								
001-5-1806-64100	Operating Lease	15.89	0.00	0.00	0.00	0.00		

		2021 Total Activity	2022 Total Activity	2023 Original Budget	2023 Total Budget (Amended)	2023 YTD Activity	2023 Expected Annual	2024 City Manager Proposed
001-5-1806-64200	Capital Lease - Principle	16,483.49	0.00	0.00	0.00	0.00		
001-5-1806-64201	Capital Lease-Interest	1,101.58	0.00	0.00	0.00	0.00		
	Category: 60 - Leases Total:	**17,600.96**	**0.00**	**0.00**	**0.00**	**0.00**	**0.00**	**0.00**
Category: 70 - Capital Outlay								
001-5-1806-72600	Computers & Associated Equip	32,228.98	0.00	0.00	0.00	0.00		
	Category: 70 - Capital Outlay Total:	**32,228.98**	**0.00**	**0.00**	**0.00**	**0.00**	**0.00**	**0.00**
	Division: 1806 - Technology Services Total:	**546,528.38**	**0.00**	**0.00**	**0.00**	**0.00**	**0.00**	**0.00**
	Department : 180 - Finance Total:	**1,926,240.52**	**1,976,074.38**	**1,969,914.00**	**2,011,536.73**	**1,675,373.56**	**1,944,164.31**	**2,154,063.00**

		2021 Total Activity	2022 Total Activity	2023 Original Budget	2023 Total Budget (Amended)	2023 YTD Activity	2023 Expected Annual	2024 City Manager Proposed
Department : 210 - Police								
Division: 2101 - Administration								
Category: 10 - Personnel Services								
001-5-2101-11100	Salaries & Wages	294,524.76	286,770.35	328,703.00	328,202.44	256,914.32	314,432.11	342,103.00

Budget Detail

Budget Code	Description	Units	Price	Amount
City Manager	Additional	0.00	0.00	695.71
City Manager	Anniversay Increases	0.00	0.00	4,758.45
City Manager	Civil Service 3% COLA	64,875.20	0.03	1,946.26
City Manager	IT Manager & Help Desk Tech	0.00	0.00	107,868.80
City Manager	Police Chief, Captain & Admin Coord	0.00	0.00	222,996.80
City Manager	YE 9 day accrual less PY credit	0.00	0.00	3,836.98

001-5-2101-11200	Overtime	332.61	527.57	4,551.00	4,551.00	213.06	3,365.51	4,538.00
001-5-2101-11206	Overtime-SWAT	277.44	278.62	0.00	0.00	0.00		
001-5-2101-11300	Longevity	2,620.89	1,598.88	121.00	1,256.32	1,027.86	1,256.32	1,333.00

Budget Detail

Budget Code	Description	Units	Price	Amount
City Manager	11 Years of Service	11.00	120.00	1,320.00
City Manager	YE 9 day accrual less PY credit	0.00	0.00	13.00

001-5-2101-11301	Longevity - Non Civil Service	923.16	1,704.03	1,986.00	1,986.00	1,519.86	1,900.62	2,001.00

Budget Detail

Budget Code	Description	Units	Price	Amount
City Manager	33 Years of Service	33.00	60.00	1,980.00
City Manager	YE 9 day accrual less PY credit	0.00	0.00	21.00

001-5-2101-11400	Retirement - TMRS	25,649.36	23,934.07	27,710.00	28,028.00	21,534.58	27,462.51	32,115.00

Budget Detail

Budget Code	Description	Units	Price	Amount
City Manager	Change in Personnel-Reduction	0.00	0.00	-940.00
City Manager	Total Salaries @ 9.09%	359,928.17	0.09	32,717.47
City Manager	YE 9 month accrual less PY credit	0.00	0.00	337.53

001-5-2101-11500	FICA	22,107.39	21,606.66	26,042.00	26,325.00	19,440.67	24,748.02	27,072.00

Budget Detail

Budget Code	Description	Units	Price	Amount
City Manager	Change in personnel-reduction	0.00	0.00	-792.00
City Manager	Total Salaries @ 7.65%	359,928.17	0.08	27,534.51
City Manager	YE 9 day accrual less PY credit	0.00	0.00	329.49

			2021 Total Activity	2022 Total Activity	2023 Original Budget	2023 Total Budget (Amended)	2023 YTD Activity	2023 Expected Annual	2024 City Manager Proposed
001-5-2101-11600	Group Health Insurance		82,259.00	83,015.00	61,191.00	61,191.00	43,899.89	43,420.97	56,201.00
Budget Detail									
Budget Code	**Description**	**Units**	**Price**	**Amount**					
City Manager	(1) HMO Plan	0.00	0.00	11,502.00					
City Manager	(4) EPO Plans	0.00	0.00	44,699.00					
001-5-2101-11700	Workers' Compensation		2,715.19	3,243.13	4,391.00	5,121.00	3,516.66	5,121.00	6,719.00
Budget Detail									
Budget Code	**Description**	**Units**	**Price**	**Amount**					
City Manager	(2) WC Code 7720-Total Salaries divided by :	2,083.65	5.33	11,105.85					
City Manager	(3) WC Code 8810-Total Salaries divided by :	1,515.64	0.41	621.41					
City Manager	Additional	0.00	0.00	2,028.00					
City Manager	Less Experience Modifier	11,727.26	-0.50	-5,863.63					
City Manager	Less Fund Discount	5,863.63	-0.20	-1,172.73					
City Manager	Whole Dollar Rounding	0.00	0.00	0.10					
001-5-2101-11800	Unemployment Compensation		1,485.25	42.90	1,264.00	56.45	44.98	56.45	430.00
Budget Detail									
Budget Code	**Description**	**Units**	**Price**	**Amount**					
City Manager	(5) Employees @ $86	5.00	86.00	430.00					
001-5-2101-11900	Educational Incentive		0.00	56.05	0.00	601.73	497.87	601.73	606.00
Budget Detail									
Budget Code	**Description**	**Units**	**Price**	**Amount**					
City Manager	(1) Associates Degree	26.00	23.08	600.08					
City Manager	YE 9 day accrual less PY credit	0.00	0.00	5.92					
001-5-2101-12100	Clothing Allowance		902.59	833.36	1,806.00	2,106.00	988.93	1,196.61	1,215.00
Budget Detail									
Budget Code	**Description**	**Units**	**Price**	**Amount**					
City Manager	(1) Clothing Allowance	0.00	0.00	1,200.00					
City Manager	YE 9 day accrual less PY credit	0.00	0.00	15.00					
001-5-2101-12200	Certification Pay		1,203.19	3,146.39	3,611.00	4,735.93	3,915.54	4,735.93	1,722.00
Budget Detail									
Budget Code	**Description**	**Units**	**Price**	**Amount**					
City Manager	(1) Intoxilizer Operator Certification	26.00	13.85	360.10					
City Manager	(1) Master Peace Officer Certification	26.00	46.15	1,199.90					
City Manager	(1) Master Peace Officer Certification	26.00	50.77	1,320.02					
City Manager	(1) Master Telecom Operator Certification	26.00	46.15	1,199.90					
City Manager	(1) TCOLE Certification	26.00	25.39	660.14					

			2021 Total Activity	2022 Total Activity	2023 Original Budget	2023 Total Budget (Amended)	2023 YTD Activity	2023 Expected Annual	2024 City Manager Proposed
City Manager	Change in Personnel - Reduction	0.00	0.00	-3,071.00					
City Manager	Civil Service - YE 9 day accrual	0.00	0.00	41.88					
City Manager	Non-Civil Svc- YE 9 day accrual less PY credit	0.00	0.00	11.06					
001-5-2101-12300	Life Insurance		458.64	412.92	494.00	503.00	417.06	459.00	523.00
Budget Detail									
Budget Code	**Description**	**Units**	**Price**	**Amount**					
City Manager	(2) Base Coverage	83,000.00	0.00	14.94					
City Manager	(3) Max Coverages	3.00	108.00	324.00					
City Manager	Additional	0.00	0.00	19.00					
City Manager	Base Coverage Rate for remaining 11 month	14.94	11.00	164.34					
City Manager	Whole Dollar Rounding	0.00	0.00	0.72					
001-5-2101-13100	Hazard Pay		2,100.00	0.00	0.00	0.00	0.00		
	Category: 10 - Personnel Services Total:		**437,559.47**	**427,169.93**	**461,870.00**	**464,663.87**	**353,931.28**	**428,756.78**	**476,578.00**
Category: 20 - Supplies									
001-5-2101-21100	Supplies		1,365.48	1,948.82	1,478.00	1,483.77	1,516.34	1,483.77	1,478.00
Budget Notes									
Budget Code	**Subject**	**Description**							
City Manager	FY 23-24	Copy paper, binders, folders for polcy manuals and employee files, general office supplies							
001-5-2101-21200	Uniforms & Personal Wear		248.23	0.00	0.00	300.23	300.23	300.23	
Budget Detail									
Budget Code	**Description**	**Units**	**Price**	**Amount**					
City Manager	Entered - not part of core	0.00	0.00	75.00					
City Manager	Supplemental not approved	0.00	0.00	-75.00					
001-5-2101-21500	Motor Gas & Oil		4,997.71	4,737.78	4,250.00	3,716.29	2,250.14	3,691.61	3,750.00
Budget Detail									
Budget Code	**Description**	**Units**	**Price**	**Amount**					
City Manager	Core	0.00	0.00	4,250.00					
City Manager	Reduction Per CM	0.00	0.00	-500.00					
001-5-2101-21700	Minor Eq/Furniture		2,257.98	789.97	200.00	1,267.43	119.00	1,267.43	200.00
001-5-2101-22600	Computers & Associated Equip		7,212.88	7,200.00	8,700.00	8,166.28	7,952.66	8,166.28	8,700.00

		2021 Total Activity	2022 Total Activity	2023 Original Budget	2023 Total Budget (Amended)	2023 YTD Activity	2023 Expected Annual	2024 City Manager Proposed
Budget Notes								
Budget Code	**Subject**	**Description**						
City Manager	FY 23-24	$7200 used to cover cost of Nixle						
		the remaining to be used for KPD admin comp and assoc equip						
Category: 20 - Supplies Total:		**16,082.28**	**14,676.57**	**14,628.00**	**14,934.00**	**12,138.37**	**14,909.32**	**14,128.00**
Category: 30 - Services								
001-5-2101-31300	Postage & Freight	0.00	81.84	0.00	0.00	0.00		
001-5-2101-31400	Professional Services	3,634.58	8,742.25	3,302.00	3,302.00	2,719.50	3,302.00	3,302.00
Budget Notes								
Budget Code	**Subject**	**Description**						
City Manager	FY 23-24	e-Signature renewal and officer exams						
001-5-2101-31600	Training & Travel	3,022.89	2,125.51	3,865.00	5,486.64	5,486.64	5,486.64	3,865.00
Budget Notes								
Budget Code	**Subject**	**Description**						
City Manager	FY 23-24	Training and Travel Costs for new I.A. Officert, Admin Coord, IT Manager and Help Desk Tech						
001-5-2101-31630	Training & Travel - Police Chief	4,346.66	3,397.21	2,782.00	2,899.49	2,899.49	2,899.49	2,782.00
001-5-2101-31700	Memberships & Dues	920.00	840.00	1,033.00	1,033.00	565.00	1,033.00	1,033.00
Budget Notes								
Budget Code	**Subject**	**Description**						
City Manager	FY 23-24	"Membership fees for:						
		TX Tactical Police Officers Assn (TTPOA)						
		FBI Natl Academy Assn (FBINAA)						
		Int'l Assn of Chief of Police (IACP)						
		TX Police Chief Assn (TPCA)						
		Regional Org Crime Inform Center (ROCIC)"						
001-5-2101-31900	Catering	1,502.09	1,523.03	1,759.00	1,759.00	1,033.43	1,759.00	1,759.00

		2021 Total Activity	2022 Total Activity	2023 Original Budget	2023 Total Budget (Amended)	2023 YTD Activity	2023 Expected Annual	2024 City Manager Proposed
Budget Notes								
Budget Code	**Subject**	**Description**						
City Manager	FY 23-24	coffee,SWAT call-outs, stand-offs, promotions and swearing in ceremonies						
001-5-2101-32500	Medical Treatment	600.00	2,400.00	1,500.00	3,000.00	3,000.00	3,000.00	1,500.00
Budget Notes								
Budget Code	**Subject**	**Description**						
City Manager	FY 23-24	To cover psychological testing for new hires (peace officers)						
	Category: 30 - Services Total:	**14,026.22**	**19,109.84**	**14,241.00**	**17,480.13**	**15,704.06**	**17,480.13**	**14,241.00**
Category: 40 - Repairs								
001-5-2101-41100	Vehicle Maintenance	665.78	1,764.49	1,583.00	1,583.00	1,408.53	1,583.00	1,583.00
	Category: 40 - Repairs Total:	**665.78**	**1,764.49**	**1,583.00**	**1,583.00**	**1,408.53**	**1,583.00**	**1,583.00**
	Division: 2101 - Administration Total:	**468,333.75**	**462,720.83**	**492,322.00**	**498,661.00**	**383,182.24**	**462,729.23**	**506,530.00**
Division: 2102 - Patrol								
Category: 10 - Personnel Services								
001-5-2102-11100	Salaries & Wages	1,559,215.87	1,658,765.08	1,807,950.00	1,791,954.88	1,382,057.08	1,701,887.41	1,994,882.00

Budget Detail

Budget Code	Description	Units	Price	Amount
City Manager	(1) Commander & (3) Lieutenants	0.00	0.00	255,777.60
City Manager	(27) Police Officers	0.00	0.00	1,244,256.00
City Manager	(4) Captains & (1) Admin Asst	0.00	0.00	290,180.80
City Manager	Additional	0.00	0.00	141,320.43
City Manager	Anniversary Increases	0.00	0.00	14,924.00
City Manager	FTO	0.00	0.00	2,000.00
City Manager	K-9 Stipend	0.00	0.00	6,300.00
City Manager	Military Pay	0.00	0.00	5,501.67
City Manager	Shift Differential	0.00	0.00	22,500.00
City Manager	YE 9 day accrual less PY credit	0.00	0.00	12,121.50

001-5-2102-11200	Overtime	238,253.37	264,178.36	176,085.00	289,226.37	212,915.27	289,226.37	177,916.00

Budget Detail

Budget Code	Description	Units	Price	Amount
City Manager	Average OT Rate	5,186.12	33.86	175,602.02
City Manager	YE 9 day accrual less PY credit	0.00	0.00	2,313.98

001-5-2102-11206	Overtime-SWAT	17,976.56	15,262.69	35,000.00	35,000.00	21,832.82	30,056.17	35,602.00

			2021 Total Activity	2022 Total Activity	2023 Original Budget	2023 Total Budget (Amended)	2023 YTD Activity	2023 Expected Annual	2024 City Manager Proposed
Budget Detail									
Budget Code	**Description**	**Units**	**Price**	**Amount**					
City Manager	Average OT Rate	1,033.67	33.86	35,000.07					
City Manager	YE 9 day accrual less PY credit	0.00	0.00	601.93					
001-5-2102-11300	Longevity		25,053.55	28,463.01	30,449.00	30,449.00	20,265.50	25,402.59	26,604.00
Budget Detail									
Budget Code	**Description**	**Units**	**Price**	**Amount**					
City Manager	220 Years of Service	220.00	120.00	26,400.00					
City Manager	YE 9 day accrual less PY credit	0.00	0.00	204.00					
001-5-2102-11301	Longevity - Non Civil Service		429.58	858.15	963.00	963.00	384.46	437.59	62.00
Budget Detail									
Budget Code	**Description**	**Units**	**Price**	**Amount**					
City Manager	1 Year of Service	1.00	60.00	60.00					
City Manager	YE 9 day accrual	0.00	0.00	2.00					
001-5-2102-11400	Retirement - TMRS		159,124.96	161,990.91	169,780.00	180,520.00	135,032.39	163,829.53	206,589.00
Budget Detail									
Budget Code	**Description**	**Units**	**Price**	**Amount**					
City Manager	Additional	0.00	0.00	7,964.00					
City Manager	Total Salaries @ 9.09%	170,381.97	0.09	197,287.72					
City Manager	YE 9 day accrual less PY credit	0.00	0.00	1,337.28					
001-5-2102-11500	FICA		138,343.51	146,903.13	159,560.00	169,106.00	121,222.32	146,680.58	174,062.00
Budget Detail									
Budget Code	**Description**	**Units**	**Price**	**Amount**					
City Manager	Additional	0.00	0.00	6,703.00					
City Manager	Total Salaries @ 7.65%	170,381.97	0.08	166,034.22					
City Manager	YE 9 day accrual less PY credit	0.00	0.00	1,324.78					
001-5-2102-11600	Group Health Insurance		477,383.00	468,404.00	367,102.00	367,102.00	345,065.62	344,474.88	502,979.00
Budget Detail									
Budget Code	**Description**	**Units**	**Price**	**Amount**					
City Manager	(3) HMO Plans	3.00	6,679.00	20,037.00					
City Manager	(3) PPO Plans	0.00	0.00	44,348.00					
City Manager	(30) EPO Plans	0.00	0.00	469,659.00					
City Manager	Change in personnel-reduction	0.00	0.00	-31,065.00					
001-5-2102-11700	Workers' Compensation		26,133.18	33,944.09	43,516.00	48,163.13	32,788.72	48,163.13	75,940.00

			2021 Total Activity	2022 Total Activity	2023 Original Budget	2023 Total Budget (Amended)	2023 YTD Activity	2023 Expected Annual	2024 City Manager Proposed
Budget Detail									
Budget Code	**Description**	**Units**	**Price**	**Amount**					
City Manager	(1) WC Code 8810-Total Salaries divided by :	321.37	0.41	131.76					
City Manager	(35) WC Code 7720-Total Salaries divided by	21,382.46	5.33	113,968.51					
City Manager	Additional	0.00	0.00	30,299.00					
City Manager	Less Experience Modifier	114,100.27	-0.50	-57,050.14					
City Manager	Less Fund Discount	57,050.14	-0.20	-11,410.03					
City Manager	Whole Dollar Rounding	0.00	0.00	0.90					
001-5-2102-11800	Unemployment Compensation		9,223.88	579.93	9,097.00	922.87	366.44	481.41	3,096.00
Budget Detail									
Budget Code	**Description**	**Units**	**Price**	**Amount**					
City Manager	(36) Employees @ $86	36.00	86.00	3,096.00					
001-5-2102-11900	Educational Incentive		14,311.15	15,117.42	14,440.00	14,440.00	10,793.57	12,812.80	16,979.00
Budget Detail									
Budget Code	**Description**	**Units**	**Price**	**Amount**					
City Manager	(12) Associates Degrees	312.00	23.08	7,200.96					
City Manager	(2) Masters Degrees	52.00	92.31	4,800.12					
City Manager	(4) Bachelors Degrees	104.00	46.15	4,799.60					
City Manager	YE 9 day accrual less PY credit	0.00	0.00	178.32					
001-5-2102-12100	Clothing Allowance		0.00	0.00	2,708.00	3,608.00	0.00		923.00
Budget Detail									
Budget Code	**Description**	**Units**	**Price**	**Amount**					
City Manager	(1) Clothing Allowance	0.00	0.00	900.12					
City Manager	YE 9 day accrual	0.00	0.00	22.88					
001-5-2102-12200	Certification Pay		18,120.85	18,186.56	18,146.00	21,146.00	14,963.01	18,425.95	20,709.00
Budget Detail									
Budget Code	**Description**	**Units**	**Price**	**Amount**					
City Manager	(11) Intermediate Police Officer Certification	286.00	18.46	5,279.56					
City Manager	(3) Advanced Police Officer Certification	78.00	28.62	2,232.36					
City Manager	(3) Intoxilyzer Certifications	78.00	13.85	1,080.30					
City Manager	(9) Master Peace Officer Certification	234.00	50.77	11,880.18					
City Manager	YE 9 day accrual less PY credit	0.00	0.00	236.60					
001-5-2102-12300	Life Insurance		3,114.90	3,272.40	4,209.00	4,421.00	3,015.90	3,279.60	4,364.00
Budget Detail									
Budget Code	**Description**	**Units**	**Price**	**Amount**					
City Manager	(27) Max Coverage Rates	27.00	108.00	2,916.00					

			2021 Total Activity	2022 Total Activity	2023 Original Budget	2023 Total Budget (Amended)	2023 YTD Activity	2023 Expected Annual	2024 City Manager Proposed
City Manager	(9) Base Coverage	546,000.00	0.00	116.28					
City Manager	Additional	0.00	0.00	52.00					
City Manager	Base Coverage Rate for remaining 11 month	11.00	116.28	1,279.08					
City Manager	Whole Dollar Rounding	0.00	0.00	0.64					
001-5-2102-13100	Hazard Pay		19,800.00	0.00	0.00	0.00	0.00		
	Category: 10 - Personnel Services Total:		**2,706,484.36**	**2,815,925.73**	**2,839,005.00**	**2,957,022.25**	**2,300,703.10**	**2,785,158.01**	**3,240,707.00**
Category: 20 - Supplies									
001-5-2102-21100	Supplies		4,041.76	5,708.19	4,500.00	3,874.00	1,603.57	3,874.00	4,500.00

Budget Notes

Budget Code	Subject	Description
City Manager	Supplies	Copy Paper Case, Paper clips, Folders, envelopes, pens, notepads, markers, DVD's, flash drives, etc, Radio Holsters, Flashlights.

001-5-2102-21200	Uniforms & Personal Wear	14,296.55	11,907.26	22,000.00	24,324.00	9,605.64	24,324.00	22,000.00

Budget Notes

Budget Code	Subject	Description
City Manager	Uniforms and Personal Wear	Uniforms for new hires, replacements for worn out uniforms, rain jackets, traffic vests, caps, name tags, ties.

Budget Detail

Budget Code	Description	Units	Price	Amount
City Manager	Entered	0.00	0.00	24,324.00
City Manager	Reducing to core - Supplemental not approv	0.00	0.00	-2,324.00

001-5-2102-21500	Motor Gas & Oil	86,873.18	129,394.95	105,000.00	131,580.75	82,992.22	131,580.75	110,000.00

Budget Notes

Budget Code	Subject	Description
City Manager	Motor oil and Gas	Fuel for police vehicles.

Budget Detail

Budget Code	Description	Units	Price	Amount
City Manager	Core	0.00	0.00	105,000.00
City Manager	Increase Per CM	0.00	0.00	5,000.00

001-5-2102-21700	Minor Eq/Furniture	3,991.14	3,832.05	2,000.00	4,047.96	4,047.96	4,047.96	4,000.00

Budget Notes

Budget Code	Subject	Description
City Manager	Minor Equip/Furniture	Office gear, Ipad's, radio antennas, print kits.

Budget Detail

Budget Code	Description	Units	Price	Amount
City Manager	CM increased funding-Perm	0.00	0.00	2,000.00

			2021 Total Activity	2022 Total Activity	2023 Original Budget	2023 Total Budget (Amended)	2023 YTD Activity	2023 Expected Annual	2024 City Manager Proposed
City Manager	Core Budget	0.00	0.00	2,000.00					
001-5-2102-21900	Animal Care		1,180.43	2,529.45	2,000.00	3,981.64	3,725.95	4,207.59	2,500.00

Budget Notes

Budget Code	Subject	Description
City Manager	Animal Care	K-9 Nicky and Krachel Vet Care, grooming, food and boarding. Both K-9's are under patrol.

Budget Detail

Budget Code	Description	Units	Price	Amount
City Manager	Amt Entered	0.00	0.00	3,500.00
City Manager	Increase Per CM	0.00	0.00	500.00
City Manager	Reduction to Core-Supplemental not approv	0.00	0.00	-1,500.00

001-5-2102-22600	Computers & Associated Equip		332.95	412.86	0.00	0.00	0.00		
	Category: 20 - Supplies Total:		**110,716.01**	**153,784.76**	**135,500.00**	**167,808.35**	**101,975.34**	**168,034.30**	**143,000.00**
Category: 30 - Services									
001-5-2102-31400	Professional Services		2,304.65	2,243.67	2,000.00	2,000.00	992.18	2,000.00	2,000.00

Budget Notes

Budget Code	Subject	Description
City Manager	Professional Services	A-Z Radar Certfications and Fire Extinguishers,

001-5-2102-31500	Printing & Publishing		1,066.43	1,339.00	1,000.00	1,626.00	887.00	1,513.00	1,000.00

Budget Notes

Budget Code	Subject	Description
City Manager	Printing and Publishing	Forms for public and filing cases, CTW, Impound Forms, etc.

001-5-2102-31600	Training & Travel		8,100.64	16,771.33	12,400.00	12,400.00	10,281.98	12,400.00	12,400.00

Budget Notes

Budget Code	Subject	Description
City Manager	Training and Travel	Required re-certification, mandatory and specialty training, travel to and from classes.

001-5-2102-31613	Training & Travel - Academy		-3,121.00	-9,843.00	9,000.00	28,967.00	11,242.00	28,967.00	9,000.00

Budget Notes

Budget Code	Subject	Description
City Manager	Travel Academy	New positions for Police Academy.

Budget Detail

Budget Code	Description	Units	Price	Amount
City Manager	Amount Entered	0.00	0.00	28,967.00
City Manager	Reduction to core - Supplemental not appro	0.00	0.00	-19,967.00

		2021 Total Activity	2022 Total Activity	2023 Original Budget	2023 Total Budget (Amended)	2023 YTD Activity	2023 Expected Annual	2024 City Manager Proposed
001-5-2102-32400	Laundry	2,974.00	3,427.58	5,000.00	5,000.00	2,167.43	5,000.00	5,000.00

Budget Notes

Budget Code	Subject	Description
City Manager	Laundry	Laundry contratual agreement-12 months of uniform upkeep (sewing and cleaning).

001-5-2102-33100	Subscriptions	0.00	0.00	0.00	0.00	0.00	_____	3,000.00

Budget Notes

Budget Code	Subject	Description
City Manager	Supplemental Info	Initial Software Cost secured by Ed Rachal Grant. This is the annual subscription cost. Tracks progress of new hires and identifies those who will be successful and those who will not.

Budget Detail

Budget Code	Description	Units	Price	Amount
City Manager	FY 23-24-Perm Supplemental Approved	0.00	0.00	3,000.00

001-5-2102-34000	Jail Contract Expense	140,525.00	139,700.00	141,000.00	141,000.00	105,105.00	141,000.00	141,000.00

Budget Notes

Budget Code	Subject	Description
City Manager	Jail Contract	Contractual Agreement for year of inmate housing.

Category: 30 - Services Total:	**151,849.72**	**153,638.58**	**170,400.00**	**190,993.00**	**130,675.59**	**190,880.00**	**173,400.00**

Category: 40 - Repairs

001-5-2102-41100	Vehicle Maintenance	48,462.15	56,401.13	47,000.00	47,000.00	33,092.55	47,000.00	47,000.00

Budget Notes

Budget Code	Subject	Description
City Manager	Vehicle Maintenance	9 units over 10 yrs old, 19 units over 5 yrs old, older units needing more maintenance, tires, oil changes, and all other upkeep.

001-5-2102-41400	Equipment Maintenance	0.00	1,526.90	1,000.00	1,000.00	39.89	1,000.00	1,000.00
	Category: 40 - Repairs Total:	**48,462.15**	**57,928.03**	**48,000.00**	**48,000.00**	**33,132.44**	**48,000.00**	**48,000.00**

		2021 Total Activity	2022 Total Activity	2023 Original Budget	2023 Total Budget (Amended)	2023 YTD Activity	2023 Expected Annual	2024 City Manager Proposed
Category: 60 - Leases								
001-5-2102-64200	Capital Lease-Principle	38,812.92	40,159.72	41,554.00	41,554.00	41,684.55	41,684.55	42,956.00

Budget Notes

Budget Code	Subject	Description
City Manager	(5) Police Vehicles	12/31/22 - $41,553.26 12/31/23 - $42,955.16 12/31/24 - $44,487.09 12/31/25 - $46,030.80 12/31/26 - $47,628.08

Budget Detail

Budget Code	Description	Units	Price	Amount
City Manager	Last Pymt FY 26-27	0.00	0.00	42,956.00

001-5-2102-64201	Capital Lease-Interest	10,467.84	9,121.04	7,728.00	7,728.00	7,596.21	7,596.21	6,286.00

Budget Notes

Budget Code	Subject	Description
City Manager	(5) Police Vehicles	12/31/22 - $7,727.50 12/31/23 - $6,285.60 12/31/24 - $4,793.67 12/31/25 - $3,249.96 12/31/26 - $1,652.68

Budget Detail

Budget Code	Description	Units	Price	Amount
City Manager	Last Payment FY 26-27	0.00	0.00	6,286.00

Category: 60 - Leases Total:	**49,280.76**	**49,280.76**	**49,282.00**	**49,282.00**	**49,280.76**	**49,280.76**	**49,242.00**
Division: 2102 - Patrol Total:	**3,066,793.00**	**3,230,557.86**	**3,242,187.00**	**3,413,105.60**	**2,615,767.23**	**3,241,353.07**	**3,654,349.00**
Division: 2103 - Communications							
Category: 10 - Personnel Services							
001-5-2103-11100	Salaries & Wages	409,229.49	476,867.81	620,808.00	592,586.87	437,191.98	557,091.69	693,030.00

Budget Detail

Budget Code	Description	Units	Price	Amount
City Manager	(11) Telecom Operators	0.00	0.00	379,704.00
City Manager	Additional	0.00	0.00	65,378.82
City Manager	Anniversary Increases	0.00	0.00	3,355.37
City Manager	Shift Differential	0.00	0.00	5,850.00
City Manager	Supervisor & (4) Lead Telecom Opr	0.00	0.00	232,523.20
City Manager	YE 9 day accrual less PY credit	0.00	0.00	6,218.61

001-5-2103-11200	Overtime	50,492.00	57,842.20	32,724.00	48,799.03	48,826.35	48,799.03	33,085.00

			2021 Total Activity	2022 Total Activity	2023 Original Budget	2023 Total Budget (Amended)	2023 YTD Activity	2023 Expected Annual	2024 City Manager Proposed
Budget Detail									
Budget Code	**Description**	**Units**	**Price**	**Amount**					
City Manager	Core Budget	0.00	0.00	32,724.00					
City Manager	YE 9 day accrual less PY credit	0.00	0.00	361.00					
001-5-2103-11301	Longevity - Non Civil Service		2,225.20	3,010.74	4,032.00	4,032.00	2,927.27	3,519.20	4,434.00
Budget Detail									
Budget Code	**Description**	**Units**	**Price**	**Amount**					
City Manager	73 Years of Service	73.00	60.00	4,380.00					
City Manager	YE 9 day accrual less PY credit	0.00	0.00	54.00					
001-5-2103-11400	Retirement - TMRS		39,127.07	42,715.64	54,379.00	54,379.00	39,644.53	46,616.39	66,383.00
Budget Detail									
Budget Code	**Description**	**Units**	**Price**	**Amount**					
City Manager	Additional	0.00	0.00	3,161.00					
City Manager	Total Salaries @ 9.06%	589,144.97	0.09	62,643.28					
City Manager	YE 9 day accrual less PY credit	0.00	0.00	578.72					
001-5-2103-11500	FICA		34,321.75	40,530.70	51,105.00	51,105.00	36,934.45	43,625.57	55,919.00
Budget Detail									
Budget Code	**Description**	**Units**	**Price**	**Amount**					
City Manager	Additional	0.00	0.00	2,660.00					
City Manager	otal Salaries @ 7.65%	589,144.97	0.08	52,719.59					
City Manager	YE 9 day accrual less PY credit	0.00	0.00	539.41					
001-5-2103-11600	Group Health Insurance		178,404.57	220,778.00	128,164.00	128,164.00	77,052.67	77,052.67	156,572.00
Budget Detail									
Budget Code	**Description**	**Units**	**Price**	**Amount**					
City Manager	(1) HMO Plan & (2) WAIVED & (1) PT	0.00	0.00	6,679.00					
City Manager	(1) PPO Plan	0.00	0.00	7,256.00					
City Manager	(11) EPO Plans	0.00	0.00	139,883.00					
City Manager	Change in personnel - additional	0.00	0.00	2,754.00					
001-5-2103-11700	Workers' Compensation		647.40	868.00	1,093.00	1,127.77	758.74	1,127.77	1,900.00
Budget Detail									
Budget Code	**Description**	**Units**	**Price**	**Amount**					
City Manager	(16) WC Code 8810-Total Salaries divided by	6,891.45	0.41	2,825.49					
City Manager	Additional	0.00	0.00	769.00					
City Manager	Less Experience Modifier	2,825.49	-0.50	-1,412.74					
City Manager	Less Fund Discount	1,412.75	-0.20	-282.55					
City Manager	Whole Dollar Rounding	0.00	0.00	0.80					

		2021 Total Activity	2022 Total Activity	2023 Original Budget	2023 Total Budget (Amended)	2023 YTD Activity	2023 Expected Annual	2024 City Manager Proposed
001-5-2103-11800	Unemployment Compensation	4,145.97	440.66	4,044.00	1,044.00	136.13	137.05	1,476.00

Budget Detail

Budget Code	Description	Units	Price	Amount
City Manager	16 Employees @ $86	16.00	86.00	1,376.00
City Manager	YE 9 day accrual less PY credit	0.00	0.00	100.00

001-5-2103-12200	Certification Pay	6,541.55	9,450.10	11,133.00	11,133.00	8,828.37	10,659.79	
001-5-2103-12300	Life Insurance	840.42	955.08	1,439.00	1,439.00	972.36	1,057.14	1,556.00

Budget Detail

Budget Code	Description	Units	Price	Amount
City Manager	(10) Base Coverages	583,000.00	0.00	104.94
City Manager	(2) Max Coverages	2.00	108.00	216.00
City Manager	Additional	0.00	0.00	80.00
City Manager	Base Coverage Rate for remaining 11 month	11.00	104.94	1,154.34
City Manager	Whole Dollar Rounding	0.00	0.00	0.72

001-5-2103-13100	Hazard Pay	3,600.00	0.00	0.00	0.00	0.00		
	Category: 10 - Personnel Services Total:	**729,575.42**	**853,458.93**	**908,921.00**	**893,809.67**	**653,272.85**	**789,686.30**	**1,014,355.00**

Category: 20 - Supplies

001-5-2103-21100	Supplies	1,518.41	1,431.98	1,500.00	890.00	687.98	890.00	1,500.00

Budget Notes

Budget Code	Subject	Description
City Manager	Additional Information	Copy Paper, binders, binder clips, general office supplies for everyday use. Additional cost for DVD's for open records request etc. However, short on other line items so had to move money around.

001-5-2103-21194	COVID-19 EVENT	470.00	0.00	0.00	0.00	0.00		
001-5-2103-21200	Uniforms & Personal Wear	1,289.20	355.17	500.00	403.52	-85.00	403.52	500.00

Budget Notes

Budget Code	Subject	Description
City Manager	Description	Need to replaced uniforms for current employees. Also purchases new uniforms for new employees.

001-5-2103-21500	Motor Gas & Oil	525.03	140.34	225.00	215.66	75.36	215.66	216.00

Budget Notes

Budget Code	Subject	Description
City Manager	215.00	used for to fill up the propane tank that powers the main generator for our radio tower.

001-5-2103-21700	Minor Eq/Furniture	2,386.09	1,582.08	1,600.00	1,100.00	810.78	800.00	1,100.00

		2021 Total Activity	2022 Total Activity	2023 Original Budget	2023 Total Budget (Amended)	2023 YTD Activity	2023 Expected Annual	2024 City Manager Proposed
Budget Notes								
Budget Code	**Subject**	**Description**						
City Manager	Description	New chairs or any other equipment that may need to be replaced due to every day use.						
001-5-2103-22600	Computers & Associated Equip	523.72	345.59	1,500.00	1,250.00	24.78	1,000.00	8,972.00
Budget Notes								
Budget Code	**Subject**	**Description**						
City Manager	226.00	replace any equipment that is needed for dispatch stations due to everyday use.						

Budget Detail

Budget Code	Description	Units	Price	Amount
City Manager	Core Budget	0.00	0.00	1,000.00
City Manager	FY 23-24-Perm-Annual Maint Agmt-Laserfich	0.00	0.00	7,972.00

Category: 20 - Supplies Total:	**6,712.45**	**3,855.16**	**5,325.00**	**3,859.18**	**1,513.90**	**3,309.18**	**12,288.00**
Category: 30 - Services							
001-5-2103-31100 Communications	99,187.06	86,378.41	84,000.00	98,804.29	91,829.58	98,804.29	105,728.00

Budget Notes

Budget Code	Subject	Description
City Manager	311	Used for cells phones, air cards, landlines and all fiber lines that run our communications for the Department This year we are short about 21,000.00 due to costs increase.

Budget Detail

Budget Code	Description	Units	Price	Amount
City Manager	AT&T #171-803-3995	12.00	821.00	9,852.00
City Manager	AT&T #831-000-7160	12.00	656.00	7,872.00
City Manager	AT&T #831-001-0328	12.00	1,700.00	20,400.00
City Manager	AT&T Phone	12.00	2,100.00	25,200.00
City Manager	Reduction Per CM	0.00	0.00	-3,796.00
City Manager	Verizon Cell Phones & Aircards	12.00	3,850.00	46,200.00

001-5-2103-31400	Professional Services	36,569.59	36,352.06	38,500.00	38,500.00	37,632.91	37,000.00	38,500.00

Budget Notes

Budget Code	Subject	Description
City Manager	314.00	Used to cover the cost of Eforce FY 36,326 also used to cover the cost for Notary renewal

001-5-2103-31600	Training & Travel	525.00	2,857.00	4,229.00	5,589.00	4,624.49	4,684.62	5,229.00

Budget Notes

Budget Code	Subject	Description
City Manager	316.00	used to keep the dispatchers current on their license.Mandated by the State (example: CPR / TCPR) to take current classes each year. New employees are mandated to take current classes before taking the State exam.

		2021 Total Activity	2022 Total Activity	2023 Original Budget	2023 Total Budget (Amended)	2023 YTD Activity	2023 Expected Annual	2024 City Manager Proposed
001-5-2103-31700	Memberships & Dues	893.00	893.00	0.00	0.00	0.00		
001-5-2103-31800	Equipment Rent	0.00	135.96	150.00	159.34	159.34	159.34	150.00
001-5-2103-32400	Laundry	879.84	785.11	2,369.00	2,369.00	473.53	2,369.00	2,369.00
	Category: 30 - Services Total:	**138,054.49**	**127,401.54**	**129,248.00**	**145,421.63**	**134,719.85**	**143,017.25**	**151,976.00**
Category: 40 - Repairs								
001-5-2103-41400	Equipment Maintenance	3,500.00	637.00	1,750.00	2,153.52	2,153.52	2,153.52	1,750.00

Budget Notes

Budget Code	Subject	Description
City Manager	414	To cover any equipment for the dispatch for the 3 radio consoles.

	Category: 40 - Repairs Total:	**3,500.00**	**637.00**	**1,750.00**	**2,153.52**	**2,153.52**	**2,153.52**	**1,750.00**
	Division: 2103 - Communications Total:	**877,842.36**	**985,352.63**	**1,045,244.00**	**1,045,244.00**	**791,660.12**	**938,166.25**	**1,180,369.00**
Division: 2104 - Crim Investigation Div								
Category: 10 - Personnel Services								
001-5-2104-11100	Salaries & Wages	706,739.96	655,004.48	822,833.00	855,472.63	559,835.59	648,279.80	882,943.00

Budget Detail

Budget Code	Description	Units	Price	Amount
City Manager	(2) Lieutenants	0.00	0.00	119,350.40
City Manager	(9) Police Officers	0.00	0.00	438,859.20
City Manager	Additional	0.00	0.00	66,754.30
City Manager	Admin Asst, Crime Scene Spec & Evidence Cl	0.00	0.00	87,594.00
City Manager	Anniversay Increases	0.00	0.00	8,268.07
City Manager	Captain & Commander	0.00	0.00	139,006.40
City Manager	K-9 Stipend	0.00	0.00	5,047.90
City Manager	Shift Differential	0.00	0.00	5,800.00
City Manager	YE 9 day accrual less PY credit	0.00	0.00	12,262.73

001-5-2104-11200	Overtime	23,256.82	15,740.45	15,185.00	15,185.00	4,879.85	11,811.99	15,560.00

Budget Detail

Budget Code	Description	Units	Price	Amount
City Manager	Core Budget	0.00	0.00	15,185.00
City Manager	YE 9 day accrual less PY credit	0.00	0.00	375.00

001-5-2104-11206	Overtime-SWAT	20,488.73	11,446.95	15,000.00	15,000.00	7,120.12	13,229.26	15,229.00

Budget Detail

Budget Code	Description	Units	Price	Amount
City Manager	Core Budget	0.00	0.00	15,000.00
City Manager	YE 9 day accrual less PY credit	0.00	0.00	229.00

		2021 Total Activity	2022 Total Activity	2023 Original Budget	2023 Total Budget (Amended)	2023 YTD Activity	2023 Expected Annual	2024 City Manager Proposed
001-5-2104-11300	Longevity	18,805.94	17,920.02	23,224.00	23,224.00	12,706.79	15,113.60	22,960.00

Budget Detail

Budget Code	Description	Units	Price	Amount
City Manager	189 Years of Service	189.00	120.00	22,680.00
City Manager	YE 9 day accrual less PY credit	0.00	0.00	280.00

001-5-2104-11301	Longevity - Non Civil Service	677.12	1,092.22	1,444.00	1,444.00	686.44	842.23	664.00

Budget Detail

Budget Code	Description	Units	Price	Amount
City Manager	11 Years of Service	11.00	60.00	660.00
City Manager	YE 9 day accrual less PY credit	0.00	0.00	4.00

001-5-2104-11400	Retirement - TMRS	66,936.91	57,344.62	72,163.00	75,717.00	48,435.31	56,912.65	86,164.00

Budget Detail

Budget Code	Description	Units	Price	Amount
City Manager	Additional	0.00	0.00	3,624.00
City Manager	Total Salaries @ 9.09%	895,588.83	0.09	81,409.02
City Manager	YE 9 day accrual less PY credit	0.00	0.00	1,130.98

001-5-2104-11500	FICA	58,161.31	52,420.97	68,851.00	72,010.00	44,131.02	51,739.83	73,987.00

Budget Detail

Budget Code	Description	Units	Price	Amount
City Manager	Additional	0.00	0.00	3,306.00
City Manager	Total Salaries @ 7.65%	909,866.87	0.08	69,604.82
City Manager	YE 9 day accrual less PY credit	0.00	0.00	1,076.18

001-5-2104-11600	Group Health Insurance	236,985.93	261,434.00	216,405.00	216,405.00	134,503.54	134,503.55	221,430.00

Budget Detail

Budget Code	Description	Units	Price	Amount
City Manager	(2) HMO Plans	0.00	0.00	27,513.00
City Manager	(4) PPO Plans	0.00	0.00	39,347.00
City Manager	(9) EPO Plans	0.00	0.00	154,570.00

001-5-2104-11700	Workers' Compensation	11,502.57	12,492.30	18,198.00	21,096.99	11,939.09	21,096.99	30,747.00

Budget Detail

Budget Code	Description	Units	Price	Amount
City Manager	(14) WC Code 7720-Total Salaries divided by	8,605.94	5.33	45,869.66
City Manager	(2) WC Code 8810-Total Salaries divided by 1	492.73	0.41	202.02
City Manager	Additional	0.00	0.00	12,318.00
City Manager	Less Experience Modifier	46,071.68	-0.50	-23,035.84
City Manager	Less Fund Discount	23,035.84	-0.20	-4,607.17

			2021 Total Activity	2022 Total Activity	2023 Original Budget	2023 Total Budget (Amended)	2023 YTD Activity	2023 Expected Annual	2024 City Manager Proposed
City Manager	Whole Dollar Rounding	0.00	0.00	0.33					
001-5-2104-11800	Unemployment Compensation		3,723.01	151.15	4,044.00	2,724.01	124.17	130.49	1,476.00
Budget Detail									
Budget Code	**Description**	**Units**	**Price**	**Amount**					
City Manager	(16) Employees @ $86	16.00	86.00	1,376.00					
City Manager	YE 9 day accrual less PY credit	0.00	0.00	100.00					
001-5-2104-11900	Educational Incentive		6,909.84	5,808.63	7,220.00	7,220.00	4,338.19	5,434.47	8,178.00
Budget Detail									
Budget Code	**Description**	**Units**	**Price**	**Amount**					
City Manager	(3) Associates Degrees	78.00	23.08	1,800.24					
City Manager	(4) Bachelors Degrees	104.00	46.15	4,799.60					
City Manager	YE 9 day accrual less PY credit	0.00	0.00	1,578.16					
001-5-2104-12100	Clothing Allowance		5,833.47	5,472.43	7,221.00	9,621.00	6,441.25	8,079.58	10,978.00
Budget Detail									
Budget Code	**Description**	**Units**	**Price**	**Amount**					
City Manager	(9) Clothing Allowances	9.00	1,199.90	10,799.10					
City Manager	YE 9 day accrual less Py credit	0.00	0.00	178.90					
001-5-2104-12200	Certification Pay		11,924.38	10,812.78	12,948.00	14,224.00	8,952.04	10,983.79	11,590.00
Budget Detail									
Budget Code	**Description**	**Units**	**Price**	**Amount**					
City Manager	(2) Intoxilyzer Certifications	52.00	13.85	720.20					
City Manager	(3) Advanced Police Officer Cert	78.00	28.62	2,232.36					
City Manager	(4) Intermediate Police Officer Cert	104.00	18.46	1,919.84					
City Manager	(5) Master Peace Officer Certification	130.00	50.77	6,600.10					
City Manager	YE 9 day accrual less PY credit	0.00	0.00	117.50					
001-5-2104-12300	Life Insurance		1,424.34	1,308.60	1,666.00	1,768.00	1,101.60	1,211.58	1,683.00
Budget Detail									
Budget Code	**Description**	**Units**	**Price**	**Amount**					
City Manager	(13) Max Coverage	13.00	108.00	1,404.00					
City Manager	(2) Base Coverage	122,000.00	0.00	21.96					
City Manager	Additional	0.00	0.00	15.00					
City Manager	Base Coverage Rate for remaining 11 month	11.00	21.96	241.56					
City Manager	Whole Dollar Rounding	0.00	0.00	0.48					
001-5-2104-13100	Hazard Pay		7,625.00	0.00	0.00	0.00	0.00		
	Category: 10 - Personnel Services Total:		**1,180,995.33**	**1,108,449.60**	**1,286,402.00**	**1,331,111.63**	**845,195.00**	**979,369.81**	**1,383,589.00**

		2021 Total Activity	2022 Total Activity	2023 Original Budget	2023 Total Budget (Amended)	2023 YTD Activity	2023 Expected Annual	2024 City Manager Proposed
Category: 20 - Supplies								
001-5-2104-21100	Supplies	8,091.28	1,274.07	3,413.00	1,159.37	-1,928.50	1,735.74	3,963.00

Budget Notes

Budget Code	Subject	Description
City Manager	Supplies	Copy Paper Office supplies-folders, pens, markers, tape, etc. Evidence supplies: bags, tapes, scales, brushes, drug kits, blood kits, etc. Gloves

001-5-2104-21200	Uniforms & Personal Wear	1,906.32	0.00	1,775.00	2,675.00	1,024.01	2,675.00	3,875.00

Budget Notes

Budget Code	Subject	Description
City Manager	Uniforms	Uniforms for Evidence Specialist Uniforms for Evidence Clerk Uniforms for SLOT Vests and Carriers for SLOT and Detectives Boot reimbursement (contractual)

Budget Detail

Budget Code	Description	Units	Price	Amount
City Manager	Core Budget	0.00	0.00	2,675.00
City Manager	FY 23-24 One-Time Approved Supplemental	0.00	0.00	1,200.00

001-5-2104-21500	Motor Gas & Oil	13,701.86	14,330.86	13,500.00	13,500.00	7,678.46	8,988.33	11,500.00

Budget Notes

Budget Code	Subject	Description
City Manager	Motor Gas and Oil	Fuel for Detective and SLOT Units

Budget Detail

Budget Code	Description	Units	Price	Amount
City Manager	Core	0.00	0.00	13,500.00
City Manager	Reduction Per CM	0.00	0.00	-2,000.00

001-5-2104-21700	Minor Eq/Furniture	1,089.54	222.26	568.00	1,198.00	1,197.79	1,198.00	568.00

Budget Notes

Budget Code	Subject	Description
City Manager	Minor Equipment	Tools Evidence Tools Cameras Furniture

001-5-2104-21900	Animal Care	2,331.00	1,730.99	1,500.00	0.00	0.00		

		2021 Total Activity	2022 Total Activity	2023 Original Budget	2023 Total Budget (Amended)	2023 YTD Activity	2023 Expected Annual	2024 City Manager Proposed
Budget Notes								
Budget Code	**Subject**	**Description**						
City Manager	Animal Care	Money transferred over to Patrol 2102 for their 2 K9's						
001-5-2104-22600	Computers & Associated Equip	2,175.84	965.46	1,200.00	1,700.00	1,055.27	1,700.00	1,200.00
Budget Notes								
Budget Code	**Subject**	**Description**						
City Manager	Computers	Monitors, CD's, DVD's, extended DVD's, hard drivese for cases						
	Category: 20 - Supplies Total:	**29,295.84**	**18,523.64**	**21,956.00**	**20,232.37**	**9,027.03**	**16,297.07**	**21,106.00**
Category: 30 - Services								
001-5-2104-31100	Communications	0.00	0.00	5,868.00	5,868.00	4,890.00	5,868.00	5,868.00
Budget Notes								
Budget Code	**Subject**	**Description**						
City Manager	Communications	Internet for KPD West						
001-5-2104-31400	Professional Services	1,385.00	1,873.88	1,464.00	1,464.00	1,250.00	1,464.00	1,464.00
Budget Notes								
Budget Code	**Subject**	**Description**						
City Manager	Professional Services	Vehicle Tows for Evidence purposes						
001-5-2104-31500	Printing & Publishing	1,912.77	663.96	2,000.00	2,000.00	1,334.46	1,400.00	2,000.00
Budget Notes								
Budget Code	**Subject**	**Description**						
City Manager	Printing and Publishing	Prosecution charge reports Evidence Tags Evidence forms Copier overages						
001-5-2104-31600	Training & Travel	9,509.53	7,706.74	10,168.00	10,168.00	7,829.00	10,168.00	10,168.00
Budget Notes								
Budget Code	**Subject**	**Description**						
City Manager	Travel and Training	Working with half staff that should be in the investigations unit. As positions are filled, police officers & investigators will have to be sent to specialized investigations training. Mandatory classes: Travel Expenses: Hotel rooms Fuel Registration fees Perdiem						
001-5-2104-32300	Utilities	0.00	6,016.93	4,400.00	6,408.00	3,106.92	6,408.74	4,750.00

		2021 Total Activity	2022 Total Activity	2023 Original Budget	2023 Total Budget (Amended)	2023 YTD Activity	2023 Expected Annual	2024 City Manager Proposed
Budget Notes								
Budget Code	**Subject**	**Description**						
City Manager	Utilities	Utilities for KPD West						
Budget Detail								
Budget Code	**Description**	**Units**	**Price**	**Amount**				
City Manager	Core	0.00	0.00	6,409.00				
City Manager	Reduction Per CM	0.00	0.00	-1,659.00				
001-5-2104-32400	Laundry	3,922.88	4,230.74	5,000.00	5,000.00	1,804.34	2,481.73	4,000.00
Budget Notes								
Budget Code	**Subject**	**Description**						
City Manager	Laundry	Contractual Agreement						
Budget Detail								
Budget Code	**Description**	**Units**	**Price**	**Amount**				
City Manager	Core	0.00	0.00	5,000.00				
City Manager	Reduction Per CM	0.00	0.00	-1,000.00				
001-5-2104-33100	Subscriptions	0.00	1,050.00	0.00	50.00	49.99	49.99	50.00
Budget Notes								
Budget Code	**Subject**	**Description**						
City Manager	Subscriptions	Quill subscription for copy paper						
	Category: 30 - Services Total:	**16,730.18**	**21,542.25**	**28,900.00**	**30,958.00**	**20,264.71**	**27,840.46**	**28,300.00**
Category: 40 - Repairs								
001-5-2104-41100	Vehicle Maintenance	12,507.96	14,259.43	18,500.00	18,500.00	5,365.33	12,000.00	16,500.00
Budget Notes								
Budget Code	**Subject**	**Description**						
City Manager	Vehicle Maintenance	This division has 4 Ford Fusions that are at least 13 years old and 1 Fusion is down and costs more than its worth to fix. The other 4 vehicles are at least 8 years old. These vehicles will not be replaced unless they are old patrol vehicles. Maintenance costs will be at a premium. Maintanence on Units: Tires Older units need more maintanence						
Budget Detail								
Budget Code	**Description**	**Units**	**Price**	**Amount**				
City Manager	Core	0.00	0.00	18,500.00				
City Manager	Reduction Per CM	0.00	0.00	-2,000.00				
001-5-2104-41400	Equipment Maintenance	316.52	0.00	10,665.00	10,665.00	0.00	10,665.00	10,665.00

		2021 Total Activity	2022 Total Activity	2023 Original Budget	2023 Total Budget (Amended)	2023 YTD Activity	2023 Expected Annual	2024 City Manager Proposed
Budget Notes								
Budget Code	**Subject**	**Description**						
City Manager	Equipment Maintenance	The amount in this line item is for the recurring maintenance on grant provided equipment and will continue until we no longer have this equipment. Repair on LP readers and other equipment.						
Category: 40 - Repairs Total:		**12,824.48**	**14,259.43**	**29,165.00**	**29,165.00**	**5,365.33**	**22,665.00**	**27,165.00**
Category: 60 - Leases								
001-5-2104-64100	Operating Lease	13,951.77	14,148.00	14,148.00	14,884.00	13,726.98	14,883.02	14,884.00
Budget Notes								
Budget Code	**Subject**	**Description**						
City Manager	Operating lease	Lease for Copiers $1179 a month/14148.00 a year Annual property tax $800						

Budget Detail

Budget Code	Description	Units	Price	Amount
City Manager	Printer Lease	12.00	1,179.00	14,148.00
City Manager	Property Tax	0.00	0.00	736.00

Category: 60 - Leases Total:		**13,951.77**	**14,148.00**	**14,148.00**	**14,884.00**	**13,726.98**	**14,883.02**	**14,884.00**
Division: 2104 - Crim Investigation Div Total:		**1,253,797.60**	**1,176,922.92**	**1,380,571.00**	**1,426,351.00**	**893,579.05**	**1,061,055.36**	**1,475,044.00**
Division: 2105 - Community Services								
Category: 10 - Personnel Services								
001-5-2105-11100	Salaries & Wages	51,087.17	0.00	0.00	0.00	0.00		
001-5-2105-11200	Overtime	3,374.87	0.00	0.00	0.00	0.00		
001-5-2105-11300	Longevity	2,306.34	0.00	0.00	0.00	0.00		
001-5-2105-11400	Retirement - TMRS	5,024.47	0.00	0.00	0.00	0.00		
001-5-2105-11500	FICA	4,129.63	0.00	0.00	0.00	0.00		
001-5-2105-11600	Group Health Insurance	22,371.00	0.00	0.00	0.00	0.00		
001-5-2105-11700	Workers' Compensation	851.73	0.00	0.00	0.00	0.00		
001-5-2105-11800	Unemployment Compensation	315.28	0.00	0.00	0.00	0.00		
001-5-2105-11900	Educational Incentive	601.73	0.00	0.00	0.00	0.00		
001-5-2105-12200	Certification Pay	1,203.19	0.00	0.00	0.00	0.00		
001-5-2105-12300	Life Insurance	107.82	0.00	0.00	0.00	0.00		
001-5-2105-13100	Hazard Pay	600.00	0.00	0.00	0.00	0.00		
Category: 10 - Personnel Services Total:		**91,973.23**	**0.00**	**0.00**	**0.00**	**0.00**	**0.00**	**0.00**

		2021 Total Activity	2022 Total Activity	2023 Original Budget	2023 Total Budget (Amended)	2023 YTD Activity	2023 Expected Annual	2024 City Manager Proposed
Category: 20 - Supplies								
001-5-2105-21100	Supplies	261.17	150.00	150.00	150.00	148.11	150.00	150.00
Budget Notes								
Budget Code	**Subject**	**Description**						
City Manager	Supplies	CD's, DVD's, paper, training material items for reproduction						
001-5-2105-21500	Motor Gas & Oil	54.24	0.00	0.00	0.00	0.00		
001-5-2105-21800	Guns & Ammunition	20,593.58	18,164.17	20,767.00	20,767.00	11,412.17	5,000.00	20,767.00
Budget Notes								
Budget Code	**Subject**	**Description**						
City Manager	Ammunition	Ammunition for bi-annaul qualification of officers as well as reserve officers. Purchase of duty ammuntion. Purchase of simunition as well as peperball. Specialized munitions for SWAT, etc.						
	Category: 20 - Supplies Total:	**20,908.99**	**18,314.17**	**20,917.00**	**20,917.00**	**11,560.28**	**5,150.00**	**20,917.00**
Category: 30 - Services								
001-5-2105-31600	Training & Travel	0.00	0.00	1,470.00	1,470.00	252.45	1,470.00	1,470.00
Budget Notes								
Budget Code	**Subject**	**Description**						
City Manager	Training and Travel	Attend TCOLE Conference as well as speciallized trainings to teach other officers of the department.						
001-5-2105-32300	Utilities	29,817.10	32,944.19	31,000.00	31,000.00	25,234.27	30,442.17	31,000.00
Budget Notes								
Budget Code	**Subject**	**Description**						
City Manager	Utilities	Normally calculated by Finance Department. Entered just to make sure utilities are addressed.						
001-5-2105-33100	Subscriptions	0.00	260.00	670.00	670.00	0.00	670.00	670.00
Budget Notes								
Budget Code	**Subject**	**Description**						
City Manager	Defensive Driving Course	Annaul cost of DDC course training materials						
	Category: 30 - Services Total:	**29,817.10**	**33,204.19**	**33,140.00**	**33,140.00**	**25,486.72**	**32,582.17**	**33,140.00**
	Division: 2105 - Community Services Total:	**142,699.32**	**51,518.36**	**54,057.00**	**54,057.00**	**37,047.00**	**37,732.17**	**54,057.00**

		2021 Total Activity	2022 Total Activity	2023 Original Budget	2023 Total Budget (Amended)	2023 YTD Activity	2023 Expected Annual	2024 City Manager Proposed
Division: 2106 - Warrant Enforcement								
Category: 10 - Personnel Services								
001-5-2106-11100	Salaries & Wages	49,671.39	49,976.46	52,978.00	55,635.00	14,491.86	24,131.60	60,886.00

Budget Detail

Budget Code	Description	Units	Price	Amount
City Manager	(1) Police Officer	0.00	0.00	54,454.40
City Manager	Additional	0.00	0.00	4,356.63
City Manager	Shift Differential	0.00	0.00	728.00
City Manager	YE 9 day accrual less PY credit	0.00	0.00	1,346.97

001-5-2106-11200	Overtime	4,525.67	1,361.32	4,011.00	4,011.00	333.54	_____	4,099.00

Budget Detail

Budget Code	Description	Units	Price	Amount
City Manager	Core Budget	0.00	0.00	4,000.00
City Manager	YE 9 day accrual	0.00	0.00	99.00

001-5-2106-11300	Longevity	1,778.59	1,793.80	2,046.00	2,046.00	549.22	902.29	2,214.00

Budget Detail

Budget Code	Description	Units	Price	Amount
City Manager	18 Years of Service	18.00	120.00	2,160.00
City Manager	YE 9 day accrual	0.00	0.00	54.00

001-5-2106-11400	Retirement - TMRS	5,084.95	4,444.26	4,964.00	5,241.00	1,279.01	2,093.00	6,218.00

Budget Detail

Budget Code	Description	Units	Price	Amount
City Manager	Additional	0.00	0.00	248.00
City Manager	Total Salaries @ 9.09%	64,296.08	0.09	5,844.51
City Manager	YE 9 day accrual	0.00	0.00	125.49

001-5-2106-11500	FICA	4,385.23	3,975.87	4,665.00	4,911.00	1,107.38	1,764.10	5,245.00

Budget Detail

Budget Code	Description	Units	Price	Amount
City Manager	Additional	0.00	0.00	209.00
City Manager	Total Salaries @ 7.65%	64,293.05	0.08	4,918.42
City Manager	YE 9 day accrual	0.00	0.00	117.58

001-5-2106-11600	Group Health Insurance	22,371.00	22,386.00	22,203.00	22,203.00	3,000.73	3,000.73	23,944.00

Budget Detail

Budget Code	Description	Units	Price	Amount
City Manager	(1) PPO Plan	0.00	0.00	23,944.00

			2021 Total Activity	2022 Total Activity	2023 Original Budget	2023 Total Budget (Amended)	2023 YTD Activity	2023 Expected Annual	2024 City Manager Proposed
001-5-2106-11700	Workers' Compensation		1,173.42	1,401.20	1,300.00	1,423.00	393.91		2,287.00
Budget Detail									
Budget Code	**Description**	**Units**	**Price**	**Amount**					
City Manager	(1) WC Code 7720-Total Salaries divided by :	642.96	5.33	3,426.98					
City Manager	Additional	0.00	0.00	916.00					
City Manager	Less Experience Modifier	3,426.98	-0.50	-1,713.49					
City Manager	Less Fund Discount	1,713.49	-0.20	-342.70					
City Manager	Whole Dollar Rounding	0.00	0.00	0.21					
001-5-2106-11800	Unemployment Compensation		229.29	-99.22	253.00	253.00	0.00		86.00
Budget Detail									
Budget Code	**Description**	**Units**	**Price**	**Amount**					
City Manager	(1) Employee	1.00	86.00	86.00					
001-5-2106-12100	Clothing Allowance		902.59	853.14	903.00	1,203.00	0.00		
001-5-2106-12200	Certification Pay		663.32	1,137.27	1,204.00	1,324.00	355.39	583.85	1,353.00
Budget Detail									
Budget Code	**Description**	**Units**	**Price**	**Amount**					
City Manager	(1) Master Peace Officer Certification	26.00	50.77	1,320.02					
City Manager	YE 9 day accrual	0.00	0.00	32.98					
001-5-2106-12300	Life Insurance		107.10	108.00	109.00	118.00	27.00		108.00
Budget Detail									
Budget Code	**Description**	**Units**	**Price**	**Amount**					
City Manager	(1) Max Coverage	1.00	108.00	108.00					
001-5-2106-13100	Hazard Pay		600.00	0.00	0.00	0.00	0.00		
	Category: 10 - Personnel Services Total:		**91,492.55**	**87,338.10**	**94,636.00**	**98,368.00**	**21,538.04**	**32,475.57**	**106,440.00**
Category: 20 - Supplies									
001-5-2106-21100	Supplies		68.97	189.95	200.00	200.00	0.00		200.00
Budget Notes									
Budget Code	**Subject**	**Description**							
City Manager	Supplies	General Office Supplies							
001-5-2106-21200	Uniforms & Personal Wear		283.09	147.89	0.00	75.00	0.00		
001-5-2106-21500	Motor Gas & Oil		5,144.81	8,122.75	5,800.00	5,246.00	1,790.64	1,790.64	3,000.00
Budget Detail									
Budget Code	**Description**	**Units**	**Price**	**Amount**					
City Manager	Core	0.00	0.00	3,800.00					

			2021 Total Activity	2022 Total Activity	2023 Original Budget	2023 Total Budget (Amended)	2023 YTD Activity	2023 Expected Annual	2024 City Manager Proposed
City Manager	Reduction Per CM	0.00	0.00	-800.00					
001-5-2106-22600	Computers & Associated Equip		64.00	0.00	200.00	200.00	0.00		200.00
Budget Notes									
Budget Code	**Subject**	**Description**							
City Manager	Computers and Associated	Supplies needed for computers to include CD's DVID's memory sticks etc.							
	Category: 20 - Supplies Total:		**5,560.87**	**8,460.59**	**6,200.00**	**5,721.00**	**1,790.64**	**1,790.64**	**3,400.00**
Category: 30 - Services									
001-5-2106-31100	Communications		417.89	455.88	456.00	456.00	379.90	455.88	456.00
Budget Notes									
Budget Code	**Subject**	**Description**							
City Manager	Communications	Monthly payment cell phone line							
001-5-2106-31600	Training & Travel		695.00	1,107.01	1,476.00	1,296.00	1,261.80	1,296.00	2,476.00
Budget Notes									
Budget Code	**Subject**	**Description**							
City Manager	Training and Travel	Annual training for Bailiff's for Municipal Court. Requited by statute.							
001-5-2106-31700	Memberships & Dues		0.00	0.00	65.00	65.00	0.00		65.00
Budget Notes									
Budget Code	**Subject**	**Description**							
City Manager	Marshall Association Dues	Annual Texas Marshall Association Dues							
001-5-2106-33100	Subscriptions		1,367.96	1,408.96	1,245.00	1,245.00	1,082.97	1,203.30	1,245.00
Budget Notes									
Budget Code	**Subject**	**Description**							
City Manager	Lexis Nexis Software	Lexis Nexis Dues, software used to help locate citizens with warrants.							
	Category: 30 - Services Total:		**2,480.85**	**2,971.85**	**3,242.00**	**3,062.00**	**2,724.67**	**2,955.18**	**4,242.00**

			2021 Total Activity	2022 Total Activity	2023 Original Budget	2023 Total Budget (Amended)	2023 YTD Activity	2023 Expected Annual	2024 City Manager Proposed
Category: 40 - Repairs									
001-5-2106-41100	Vehicle Maintenance		394.07	636.80	1,000.00	1,554.00	1,553.49	1,554.00	1,600.00
Budget Detail									
Budget Code	**Description**	**Units**	**Price**	**Amount**					
City Manager	CM increased funding-Perm	0.00	0.00	600.00					
City Manager	Core Budget	0.00	0.00	1,000.00					
	Category: 40 - Repairs Total:		**394.07**	**636.80**	**1,000.00**	**1,554.00**	**1,553.49**	**1,554.00**	**1,600.00**
	Division: 2106 - Warrant Enforcement Total:		**99,928.34**	**99,407.34**	**105,078.00**	**108,705.00**	**27,606.84**	**38,775.39**	**115,682.00**
	Department : 210 - Police Total:		**5,909,394.37**	**6,006,479.94**	**6,319,459.00**	**6,546,123.60**	**4,748,842.48**	**5,779,811.47**	**6,986,031.00**

		2021 Total Activity	2022 Total Activity	2023 Original Budget	2023 Total Budget (Amended)	2023 YTD Activity	2023 Expected Annual	2024 City Manager Proposed
Department : 220 - Fire								
Division: 2200 - Fire								
Category: 10 - Personnel Services								
001-5-2200-11100	Salaries & Wages	1,634,324.20	1,692,891.66	1,999,875.00	1,980,104.85	1,626,038.71	1,978,327.48	2,311,069.00

Budget Detail

Budget Code	Description	Units	Price	Amount
City Manager	(24) Firefighters	0.00	0.00	1,120,087.84
City Manager	(3) Lieutenants	0.00	0.00	167,367.20
City Manager	(4) Captains	0.00	0.00	236,971.12
City Manager	(5) Engineers	0.00	0.00	314,554.24
City Manager	3% Civil Service COLA	902,940.40	0.03	57,088.21
City Manager	Additional	0.00	0.00	110,648.41
City Manager	Admin Asst II & CSR II	0.00	0.00	61,235.20
City Manager	Anniversary Increases	0.00	0.00	2,457.72
City Manager	Fire Chief & Fire Marshall	0.00	0.00	173,638.40
City Manager	Holiday Buyback	0.00	0.00	32,357.76
City Manager	Temporary Assignment	0.00	0.00	12,000.00
City Manager	YE 9 day accrual less PY credit	0.00	0.00	22,662.90

001-5-2200-11200	Overtime	319,652.98	409,829.77	374,390.00	389,141.46	337,126.79	389,141.45	420,317.00

Budget Detail

Budget Code	Description	Units	Price	Amount
City Manager	Additional	0.00	0.00	7,209.00
City Manager	Calculated based on schedules	0.00	0.00	254,553.14
City Manager	Core Budget OT	0.00	0.00	156,449.00
City Manager	YE 9 day accrual less PY credit	0.00	0.00	2,105.86

001-5-2200-11300	Longevity	19,024.14	21,013.64	22,923.00	22,923.00	17,957.18	21,943.64	22,491.00

Budget Detail

Budget Code	Description	Units	Price	Amount
City Manager	395 Years of Service	395.00	60.00	23,700.00
City Manager	Change in Personnel-Reduction	0.00	0.00	-1,440.00
City Manager	YE 9 day accrual less PY credit	0.00	0.00	231.00

001-5-2200-11301	Longevity - Non Civil Service	62.32	120.35	301.00	301.00	236.23	276.71	488.00

Budget Detail

Budget Code	Description	Units	Price	Amount
City Manager	8 Years of Service	8.00	60.00	480.00
City Manager	YE 9 day accrual less PY credit	0.00	0.00	8.00

001-5-2200-11400	Retirement - TMRS	176,849.08	181,412.50	204,307.00	201,807.00	169,269.78	199,788.74	263,472.00

			2021 Total Activity	2022 Total Activity	2023 Original Budget	2023 Total Budget (Amended)	2023 YTD Activity	2023 Expected Annual	2024 City Manager Proposed
Budget Detail									
Budget Code	**Description**	**Units**	**Price**	**Amount**					
City Manager	Additional	0.00	0.00	10,116.00					
City Manager	Total Salaries @ 9.09%	763,330.33	0.09	251,186.73					
City Manager	YE 9 day accrual less PY credit	0.00	0.00	2,169.27					
001-5-2200-11500	FICA		152,904.58	163,518.57	191,987.00	191,987.00	151,507.51	178,343.96	222,046.00
Budget Detail									
Budget Code	**Description**	**Units**	**Price**	**Amount**					
City Manager	Additional	0.00	0.00	8,513.00					
City Manager	Total Salaries @ 7.65%	763,330.33	0.08	211,394.77					
City Manager	YE 9 day accrual less PY credit	0.00	0.00	2,138.23					
001-5-2200-11600	Group Health Insurance		532,439.00	587,214.75	521,815.00	521,815.00	416,727.42	416,727.42	573,384.00
Budget Detail									
Budget Code	**Description**	**Units**	**Price**	**Amount**					
City Manager	(28) EPO Plans	0.00	0.00	436,215.00					
City Manager	(3) HMO Plans	0.00	0.00	24,860.00					
City Manager	(8) PPO Plans	0.00	0.00	122,391.00					
City Manager	Change in personnel-reduction	0.00	0.00	-10,082.00					
001-5-2200-11700	Workers' Compensation		32,176.74	41,210.64	58,920.00	58,920.00	44,103.96	58,810.30	108,163.00
Budget Detail									
Budget Code	**Description**	**Units**	**Price**	**Amount**					
City Manager	(2) WC Code 8810-Total Salaries divided by :	639.64	0.41	262.25					
City Manager	(37) WC Code 7704-Total Salaries divided by	26,993.67	6.02	162,501.89					
City Manager	Additional	0.00	0.00	43,057.00					
City Manager	Less Experience Modifier	162,764.14	-0.50	-81,382.07					
City Manager	Less Fund Discount	81,382.07	-0.20	-16,276.41					
City Manager	Whole Dollar Rounding	0.00	0.00	0.34					
001-5-2200-11800	Unemployment Compensation		8,777.74	526.66	9,854.00	9,854.00	388.69	410.82	3,526.00
Budget Detail									
Budget Code	**Description**	**Units**	**Price**	**Amount**					
City Manager	(41) Employees @ $86	41.00	86.00	3,526.00					
001-5-2200-11900	Educational Incentive		5,415.04	6,358.14	7,218.00	7,218.00	5,660.98	6,803.40	8,471.00
Budget Detail									
Budget Code	**Description**	**Units**	**Price**	**Amount**					
City Manager	(1) Bachelors Degree	26.00	46.15	1,199.90					
City Manager	(10) Associates Degrees	312.00	23.08	7,200.96					

			2021 Total Activity	2022 Total Activity	2023 Original Budget	2023 Total Budget (Amended)	2023 YTD Activity	2023 Expected Annual	2024 City Manager Proposed
City Manager	YE 9 day accrual less PY accrual	0.00	0.00	70.14					
001-5-2200-12200	Certification Pay		96,384.81	101,270.32	105,168.00	105,168.00	80,294.84	96,603.80	137,738.00
Budget Detail									
Budget Code	**Description**	**Units**	**Price**	**Amount**					
City Manager	Advanced FF	78.00	18.46	1,439.88					
City Manager	Advanced FF Inspector	26.00	16.15	419.90					
City Manager	Advanced Structure	104.00	18.46	1,919.84					
City Manager	Driver/Operator	312.00	11.54	3,600.48					
City Manager	Driver/Operator Aerial	78.00	4.62	360.36					
City Manager	Driver/Operator-Pumper	130.00	11.54	1,500.20					
City Manager	EMS Instructor	260.00	11.54	3,000.40					
City Manager	EMT Intermediate	130.00	23.08	3,000.40					
City Manager	EMT Paramedic	260.00	196.15	50,999.00					
City Manager	Fire Inspector	26.00	11.54	300.04					
City Manager	Fire Inspector	78.00	16.15	1,259.70					
City Manager	Fire Instructor	312.00	11.54	3,600.48					
City Manager	Fire Instructure 1 & 2	52.00	11.54	600.08					
City Manager	Fire Investigator	26.00	13.85	360.10					
City Manager	Fire Officer	26.00	13.85	360.10					
City Manager	Fire Officer 1	130.00	11.54	1,500.20					
City Manager	Fire Officer II	78.00	16.15	1,259.70					
City Manager	Intermediate FF	104.00	13.85	1,440.40					
City Manager	Intermediate Structure	78.00	13.85	1,080.30					
City Manager	Master FF	26.00	46.15	1,199.90					
City Manager	Master Fire Investigator	26.00	13.85	360.10					
City Manager	Master Structure	78.00	23.08	1,800.24					
City Manager	Paramedic Addtl Certification	0.00	0.00	35,700.00					
City Manager	Plans Examiner	104.00	11.54	1,200.16					
City Manager	Rank Paramedic	156.00	115.39	18,000.84					
City Manager	TCFP Instructure	52.00	11.54	600.08					
City Manager	YE 9 day accrual less PY credit	0.00	0.00	875.12					
001-5-2200-12300	Life Insurance		3,338.64	3,458.52	4,481.00	4,481.00	3,653.10	4,019.94	4,787.00
Budget Detail									
Budget Code	**Description**	**Units**	**Price**	**Amount**					
City Manager	(2) Base Salaries Rate	258,000.00	0.00	46.44					
City Manager	(39) Max Coverage	39.00	108.00	4,212.00					
City Manager	Additional	0.00	0.00	17.00					
City Manager	Base Salary Rate for remaining 11 months	11.00	46.44	510.84					
City Manager	Whole Dollar Rounding	0.00	0.00	0.72					

		2021 Total Activity	2022 Total Activity	2023 Original Budget	2023 Total Budget (Amended)	2023 YTD Activity	2023 Expected Annual	2024 City Manager Proposed
001-5-2200-13100	Hazard Pay	19,050.00	0.00	0.00	0.00	0.00		
	Category: 10 - Personnel Services Total:	**3,000,399.27**	**3,208,825.52**	**3,501,239.00**	**3,493,720.31**	**2,852,965.19**	**3,351,197.66**	**4,075,952.00**
Category: 20 - Supplies								
001-5-2200-21100	Supplies	8,988.39	9,991.18	9,600.00	9,600.00	8,095.07	9,100.02	9,100.00
001-5-2200-21200	Uniforms & PPE	25,260.84	53,479.36	46,178.00	46,178.00	40,234.84	46,178.00	56,478.00

Budget Detail

Budget Code	Description	Units	Price	Amount
City Manager	Core Budget	0.00	0.00	46,178.00
City Manager	FY 23-24-One Time Approved Supplemental	0.00	0.00	10,300.00

001-5-2200-21400	Chemicals	2,524.00	2,931.83	2,400.00	2,400.00	978.42	2,100.00	2,400.00
001-5-2200-21500	Motor Gas & Oil	22,396.14	34,653.34	29,500.00	42,496.69	27,187.97	37,796.58	37,000.00
001-5-2200-21700	Minor Eq/Furniture	5,125.54	4,783.86	11,040.00	16,040.00	14,253.10	15,500.00	20,060.00

Budget Notes

Budget Code	Subject	Description
City Manager	Supplemental #2 Info	This will replace outdated airbags that are no longer serviceable.
City Manager	Supplemental Info	High Pressure air lift bags are air lift devices that are designed to lift and move up to 22 tons. These types of devices are used in rescue operations involving wrecked vehicles or collapsed buildings & structures.

Budget Detail

Budget Code	Description	Units	Price	Amount
City Manager	Core Budget	0.00	0.00	10,340.00
City Manager	FY 23-24-One Time Approved Supplemental	0.00	0.00	5,000.00
City Manager	FY 23-24-One Time Approved Supplemental	0.00	0.00	4,720.00

001-5-2200-22400	Medical Supplies	49,705.50	49,072.09	48,000.00	56,426.46	51,483.39	48,000.00	50,000.00
	Category: 20 - Supplies Total:	**114,000.41**	**154,911.66**	**146,718.00**	**173,141.15**	**142,232.79**	**158,674.60**	**175,038.00**
Category: 30 - Services								
001-5-2200-31100	Communications	31,028.43	31,250.02	31,200.00	31,621.81	27,173.40	31,621.81	31,584.00

Budget Detail

Budget Code	Description	Units	Price	Amount
City Manager	AT&T	12.00	605.00	7,260.00
City Manager	AT&T	12.00	67.00	804.00
City Manager	MITEL	12.00	621.00	7,452.00
City Manager	Telecom Cable	12.00	136.00	1,632.00
City Manager	Telecom Internet	12.00	759.00	9,108.00
City Manager	Verizon	12.00	38.00	456.00
City Manager	Verizon	12.00	406.00	4,872.00

		2021 Total Activity	2022 Total Activity	2023 Original Budget	2023 Total Budget (Amended)	2023 YTD Activity	2023 Expected Annual	2024 City Manager Proposed
001-5-2200-31300	Postage & Freight	125.67	135.30	288.00	288.00	265.10	250.00	288.00
001-5-2200-31400	Professional Services	24,472.05	55,646.58	17,280.00	17,280.00	14,800.00	16,500.00	52,280.00

Budget Notes

Budget Code	Subject	Description
City Manager	Supplemental Info	CMS now requiring all ground ambulance providers to participate in the medicare data collection survey for 12 month period.

Budget Detail

Budget Code	Description	Units	Price	Amount
City Manager	Core Budget	0.00	0.00	17,280.00
City Manager	FY 23-24-One Time Approved Supp-Data Col	0.00	0.00	35,000.00

001-5-2200-31410	ProfSrv - Softwre Mnt	0.00	37.50	0.00	0.00	0.00		
001-5-2200-31451	Prof Srv-Amb - R1/Intermedix	64,525.11	65,047.04	61,500.00	61,500.00	56,692.87	61,500.00	61,500.00
001-5-2200-31475	Prof Svcs - Collection Fees	0.00	16.23	0.00	0.00	0.00		
001-5-2200-31500	Printing & Publishing	433.51	202.70	960.00	960.00	794.91	960.00	960.00
001-5-2200-31620	Training & Travel - Fire Chief	149.00	4,259.92	4,800.00	4,800.00	3,187.84	4,800.00	5,000.00
001-5-2200-31621	Training & Travel - Civil Service	6,277.96	16,724.68	14,400.00	14,400.00	10,167.86	14,400.00	14,400.00
001-5-2200-31700	Memberships & Dues	11,342.93	10,282.70	10,329.00	10,329.00	8,668.57	10,329.00	10,329.00
001-5-2200-31900	Catering	982.64	746.80	1,440.00	1,440.00	1,129.37	1,400.00	1,440.00
001-5-2200-32300	Utilities	22,424.10	25,393.85	23,000.00	25,594.16	17,906.36	25,594.16	25,000.00

Budget Detail

Budget Code	Description	Units	Price	Amount
City Manager	Core	0.00	0.00	26,000.00
City Manager	Reduction Per CM	0.00	0.00	-1,000.00

001-5-2200-32400	Laundry	1,617.62	676.33	1,680.00	1,680.00	651.86	1,480.00	1,680.00
001-5-2200-32500	Medical Treatment	0.00	0.00	960.00	960.00	0.00	960.00	960.00
001-5-2200-33100	Subscriptions	8,842.00	50.00	8,794.00	4,033.00	4,033.00	4,033.00	7,794.00
001-5-2200-34200	CC Discount Fees	1,128.05	1,392.45	480.00	2,154.00	1,408.50	2,154.00	
	Category: 30 - Services Total:	**173,349.07**	**211,862.10**	**177,111.00**	**177,039.97**	**146,879.64**	**175,981.97**	**213,215.00**
Category: 40 - Repairs								
001-5-2200-41100	Vehicle Maintenance	33,916.21	40,286.40	26,000.00	19,385.57	16,309.97	27,812.03	28,000.00

Budget Detail

Budget Code	Description	Units	Price	Amount
City Manager	CM increased funding - Perm	0.00	0.00	2,000.00
City Manager	Core Budget	0.00	0.00	26,000.00

		2021 Total Activity	2022 Total Activity	2023 Original Budget	2023 Total Budget (Amended)	2023 YTD Activity	2023 Expected Annual	2024 City Manager Proposed
001-5-2200-41400	Equipment Maintenance	22,749.37	15,036.94	17,280.00	15,061.00	18,337.00	15,061.00	17,280.00
	Category: 40 - Repairs Total:	**56,665.58**	**55,323.34**	**43,280.00**	**34,446.57**	**34,646.97**	**42,873.03**	**45,280.00**
Category: 50 - Maintenance								
001-5-2200-51100	Building Maintenance	113.73	41.98	0.00	0.00	0.00		
	Category: 50 - Maintenance Total:	**113.73**	**41.98**	**0.00**	**0.00**	**0.00**	**0.00**	**0.00**
Category: 60 - Leases								
001-5-2200-64100	Operating Lease	3,877.85	3,021.00	4,503.00	4,503.00	2,987.81	3,537.81	3,550.00

Budget Detail

Budget Code	Description	Units	Price	Amount
City Manager	Copier Lease	12.00	275.00	3,300.00
City Manager	Property Tax	0.00	0.00	250.00

001-5-2200-64200	Capital Lease-Principle	70,111.64	72,202.37	0.00	0.00	0.00		
001-5-2200-64201	Capital Lease-Interest	4,243.80	2,153.07	0.00	0.00	0.00		
	Category: 60 - Leases Total:	**78,233.29**	**77,376.44**	**4,503.00**	**4,503.00**	**2,987.81**	**3,537.81**	**3,550.00**
	Division: 2200 - Fire Total:	**3,422,761.35**	**3,708,341.04**	**3,872,851.00**	**3,882,851.00**	**3,179,712.40**	**3,732,265.07**	**4,513,035.00**
	Department : 220 - Fire Total:	**3,422,761.35**	**3,708,341.04**	**3,872,851.00**	**3,882,851.00**	**3,179,712.40**	**3,732,265.07**	**4,513,035.00**

			2021 Total Activity	2022 Total Activity	2023 Original Budget	2023 Total Budget (Amended)	2023 YTD Activity	2023 Expected Annual	2024 City Manager Proposed
Department : 225 - Volunteer Fire									
Division: 2250 - Volunteer Fire									
Category: 10 - Personnel Services									
001-5-2250-11100	Salaries & Wages		4,220.00	4,170.00	6,017.00	6,050.00	2,450.00	6,050.00	6,149.00
Budget Detail									
Budget Code	**Description**	**Units**	**Price**	**Amount**					
City Manager	Core Budget	0.00	0.00	6,000.00					
City Manager	YE 9 day accrual	0.00	0.00	149.00					
001-5-2250-11500	FICA		323.08	319.35	1,259.00	1,226.00	187.66	463.45	491.00
Budget Detail									
Budget Code	**Description**	**Units**	**Price**	**Amount**					
City Manager	Total Salaries @ 7.65%	6,000.00	0.08	459.00					
City Manager	YE 9 day accrual	0.00	0.00	32.00					
001-5-2250-11800	Unemployment Compensation		110.96	19.56	253.00	253.00	2.45	6.05	86.00
Budget Detail									
Budget Code	**Description**	**Units**	**Price**	**Amount**					
City Manager	Core (1) Employee @ $86	1.00	86.00	86.00					
001-5-2250-17600	Volun-Workers' Comp		859.11	1,249.65	1,015.00	1,015.00	775.20	1,008.74	395.00
Budget Detail									
Budget Code	**Description**	**Units**	**Price**	**Amount**					
City Manager	Additional	0.00	0.00	148.00					
City Manager	Less Experience Modifier	616.20	-0.50	-308.10					
City Manager	Less Fund Discount	308.10	-0.20	-61.62					
City Manager	WC Code 7704V-Total Salaries divided by 10	60.00	10.27	616.20					
City Manager	Whole Dollar Rounding	0.00	0.00	0.52					
001-5-2250-17700	Volun-Retirement		2,278.08	7,960.88	7,521.00	7,521.00	3,241.39	6,482.78	7,686.00
Budget Detail									
Budget Code	**Description**	**Units**	**Price**	**Amount**					
City Manager	Core Budget	0.00	0.00	7,500.00					
City Manager	YE 9 day accrual	0.00	0.00	186.00					
	Category: 10 - Personnel Services Total:		**7,791.23**	**13,719.44**	**16,065.00**	**16,065.00**	**6,656.70**	**14,011.02**	**14,807.00**

			2021 Total Activity	2022 Total Activity	2023 Original Budget	2023 Total Budget (Amended)	2023 YTD Activity	2023 Expected Annual	2024 City Manager Proposed
Category: 20 - Supplies									
001-5-2250-21100	Supplies		935.54	607.74	1,150.00	495.00	95.90	495.90	1,000.00
Budget Detail									
Budget Code	**Description**	**Units**	**Price**	**Amount**					
City Manager	Core Budget	0.00	0.00	1,150.00					
City Manager	Core Reduction	0.00	0.00	-150.00					
001-5-2250-21200	Uniforms & Personal Wear		3,772.97	2,429.92	4,800.00	3,156.72	2,155.12	2,458.94	4,800.00
001-5-2250-21500	Motor Gas & Oil		354.83	1,146.16	900.00	1,045.27	1,132.76	1,045.27	1,300.00
Budget Detail									
Budget Code	**Description**	**Units**	**Price**	**Amount**					
City Manager	Core	0.00	0.00	1,100.00					
City Manager	Increase Per CM	0.00	0.00	200.00					
001-5-2250-21700	Minor Eq/Furniture		725.60	2,345.73	1,920.00	1,774.73	92.39	1,720.00	1,920.00
001-5-2250-22400	Medical Supplies		0.00	0.00	480.00	480.00	0.00	480.00	480.00
	Category: 20 - Supplies Total:		**5,788.94**	**6,529.55**	**9,250.00**	**6,951.72**	**3,476.17**	**6,200.11**	**9,500.00**
Category: 30 - Services									
001-5-2250-31100	Communications		5,498.33	2,005.49	2,068.00	2,068.00	1,345.04	1,659.04	1,752.00
Budget Detail									
Budget Code	**Description**	**Units**	**Price**	**Amount**					
City Manager	AT&T	12.00	27.50	330.00					
City Manager	Cable	12.00	78.00	936.00					
City Manager	Verizon	12.00	40.50	486.00					
001-5-2250-31300	Postage & Freight		111.50	109.00	192.00	192.00	90.00	192.00	192.00
001-5-2250-31600	Training & Travel		360.00	0.00	2,160.00	2,160.00	1,438.65	2,000.00	2,160.00
001-5-2250-31700	Memberships & Dues		1,100.00	1,100.00	1,100.00	1,100.00	1,050.00	1,100.00	1,100.00
001-5-2250-32300	Utilities		6,922.91	8,441.84	6,000.00	8,298.28	6,740.62	8,298.28	7,750.00
Budget Detail									
Budget Code	**Description**	**Units**	**Price**	**Amount**					
City Manager	Core	0.00	0.00	8,500.00					
City Manager	Reduction Per CM	0.00	0.00	-750.00					
001-5-2250-32500	Medical Treatment		0.00	0.00	480.00	480.00	0.00	480.00	480.00
	Category: 30 - Services Total:		**13,992.74**	**11,656.33**	**12,000.00**	**14,298.28**	**10,664.31**	**13,729.32**	**13,434.00**

		2021 Total Activity	2022 Total Activity	2023 Original Budget	2023 Total Budget (Amended)	2023 YTD Activity	2023 Expected Annual	2024 City Manager Proposed
Category: 40 - Repairs								
001-5-2250-41100	Vehicle Maintenance	597.36	5,490.08	1,500.00	1,500.00	691.23	1,500.00	1,500.00
	Category: 40 - Repairs Total:	**597.36**	**5,490.08**	**1,500.00**	**1,500.00**	**691.23**	**1,500.00**	**1,500.00**
	Division: 2250 - Volunteer Fire Total:	**28,170.27**	**37,395.40**	**38,815.00**	**38,815.00**	**21,488.41**	**35,440.45**	**39,241.00**
	Department : 225 - Volunteer Fire Total:	**28,170.27**	**37,395.40**	**38,815.00**	**38,815.00**	**21,488.41**	**35,440.45**	**39,241.00**

Department : 300 - Public Works
Division: 3000 - Public Works
Category: 10 - Personnel Services

		2021 Total Activity	2022 Total Activity	2023 Original Budget	2023 Total Budget (Amended)	2023 YTD Activity	2023 Expected Annual	2024 City Manager Proposed
001-5-3000-11100	Salaries & Wages	0.00	109,955.42	129,433.00	129,433.00	95,171.65	124,271.94	146,601.00

Budget Detail

Budget Code	Description	Units	Price	Amount
City Manager	Additional	0.00	0.00	9,038.54
City Manager	Anniversary Increases	0.00	0.00	6,940.86
City Manager	PW Director & Admin Asst I	0.00	0.00	129,084.80
City Manager	YE 9 day accrual less PY credit	0.00	0.00	1,536.80

001-5-3000-11200	Overtime	0.00	29.84	0.00	0.00	0.00		
001-5-3000-11301	Longevity - Non Civil Service	0.00	1,485.12	1,625.00	1,625.00	1,321.02	1,619.90	1,695.00

Budget Detail

Budget Code	Description	Units	Price	Amount
City Manager	28 Years of Service	28.00	60.00	1,680.00
City Manager	YE 9 day accrual less PY credit	0.00	0.00	15.00

001-5-3000-11400	Retirement - TMRS	0.00	9,113.77	10,747.00	10,747.00	7,626.88	9,295.57	13,470.00

Budget Detail

Budget Code	Description	Units	Price	Amount
City Manager	Additional	0.00	0.00	383.00
City Manager	Total Salaries @ 9.09%	142,538.65	0.09	12,956.76
City Manager	YE 9 day accrual less PY credit	0.00	0.00	130.24

001-5-3000-11500	FICA	0.00	8,275.34	10,100.00	10,100.00	7,199.36	8,441.02	11,351.00

Budget Detail

Budget Code	Description	Units	Price	Amount
City Manager	Additional	0.00	0.00	322.00
City Manager	Total Salaries @ 7.65%	142,538.65	0.08	10,904.21
City Manager	YE 9 day accrual less PY credit	0.00	0.00	124.79

001-5-3000-11600	Group Health Insurance	0.00	22,548.00	22,365.00	22,365.00	9,617.83	9,617.83	12,836.00

Budget Detail

Budget Code	Description	Units	Price	Amount
City Manager	(1) EPO Plan	0.00	0.00	12,836.00

001-5-3000-11700	Workers' Compensation	0.00	189.90	216.00	220.41	151.73	220.41	386.00

Budget Detail

Budget Code	Description	Units	Price	Amount
City Manager	(2) WC Code 8810-Total Salaries divided by :	1,425.39	0.41	584.41

			2021 Total Activity	2022 Total Activity	2023 Original Budget	2023 Total Budget (Amended)	2023 YTD Activity	2023 Expected Annual	2024 City Manager Proposed
City Manager	Additional	0.00	0.00	152.00					
City Manager	Less Experience Modifier	584.41	-0.50	-292.20					
City Manager	Less Fund Discount	292.21	-0.20	-58.44					
City Manager	Whole Dollar Rounding	0.00	0.00	0.23					
001-5-3000-11800	Unemployment Compensation		0.00	17.98	506.00	501.59	16.61	16.13	172.00
Budget Detail									
Budget Code	**Description**	**Units**	**Price**	**Amount**					
City Manager	(2) Empoyees @ $86	2.00	86.00	172.00					
001-5-3000-12200	Certification Pay		0.00	939.33	964.00	964.00	796.85	963.08	
001-5-3000-12300	Life Insurance		0.00	158.40	176.00	176.00	160.20	174.78	186.00
Budget Detail									
Budget Code	**Description**	**Units**	**Price**	**Amount**					
City Manager	(1) Max Coverage	1.00	108.00	108.00					
City Manager	Additiona	0.00	0.00	6.00					
City Manager	Base Salary	33,000.00	0.00	5.94					
City Manager	Base Salary Rate for remaining 11 months	11.00	5.94	65.34					
City Manager	Whole Dollar Rounding	0.00	0.00	0.72					
Category: 10 - Personnel Services Total:			**0.00**	**152,713.10**	**176,132.00**	**176,132.00**	**122,062.13**	**154,620.66**	**186,697.00**
Category: 20 - Supplies									
001-5-3000-21100	Supplies		1,703.08	1,600.61	2,000.00	2,000.00	1,567.00	2,000.00	2,220.00
Budget Detail									
Budget Code	**Description**	**Units**	**Price**	**Amount**					
City Manager	Paper / Office supplies	1.00	2,220.00	2,220.00					
001-5-3000-21200	Uniforms & Personal Wear		0.00	0.00	125.00	125.00	107.87	125.00	125.00
Budget Detail									
Budget Code	**Description**	**Units**	**Price**	**Amount**					
City Manager	Boot Reimbursement 1 year	1.00	75.00	75.00					
City Manager	PPE	1.00	50.00	50.00					
001-5-3000-21700	Minor Eq/Furniture		255.34	229.44	200.00	200.00	221.17	200.00	200.00
Budget Detail									
Budget Code	**Description**	**Units**	**Price**	**Amount**					
City Manager	Office Equipment	1.00	200.00	200.00					
001-5-3000-22400	Medical Supplies		19.98	0.00	20.00	20.00	0.00	20.00	20.00

			2021 Total Activity	2022 Total Activity	2023 Original Budget	2023 Total Budget (Amended)	2023 YTD Activity	2023 Expected Annual	2024 City Manager Proposed
Budget Detail									
Budget Code	**Description**	**Units**	**Price**	**Amount**					
City Manager	First Aid Kits	2.00	10.00	20.00					
001-5-3000-22500	Educational Materials/Supplies		153.20	180.30	100.00	100.00	0.00	100.00	100.00
Budget Detail									
Budget Code	**Description**	**Units**	**Price**	**Amount**					
City Manager	Educational materials / Supplies	1.00	100.00	100.00					
	Category: 20 - Supplies Total:		**2,131.60**	**2,010.35**	**2,445.00**	**2,445.00**	**1,896.04**	**2,445.00**	**2,665.00**
Category: 30 - Services									
001-5-3000-31100	Communications		860.56	996.88	948.00	948.00	781.84	938.30	948.00
Budget Detail									
Budget Code	**Description**	**Units**	**Price**	**Amount**					
City Manager	Cell phone line of service	12.00	41.00	492.00					
City Manager	MiFi Line of service	12.00	38.00	456.00					
001-5-3000-31400	Professional Services		412.95	0.00	0.00	0.00	0.00		
001-5-3000-31500	Printing & Publishing		114.20	32.33	150.00	150.00	13.01	150.00	150.00
Budget Detail									
Budget Code	**Description**	**Units**	**Price**	**Amount**					
City Manager	Business cards	1.00	150.00	150.00					
001-5-3000-31660	Training & Travel - Engineering		25.00	0.00	0.00	0.00	0.00		
001-5-3000-31661	Training & Travel - PW Admin		330.00	3,928.96	2,120.00	2,120.00	1,230.00	2,120.00	2,400.00
Budget Detail									
Budget Code	**Description**	**Units**	**Price**	**Amount**					
City Manager	TCEQ Conference	1.00	1,000.00	1,000.00					
City Manager	TML Confernece	1.00	1,400.00	1,400.00					
001-5-3000-31700	Memberships & Dues		684.94	397.00	500.00	500.00	171.94	500.00	500.00
Budget Detail									
Budget Code	**Description**	**Units**	**Price**	**Amount**					
City Manager	APWA	1.00	274.00	274.00					
City Manager	Pesticide License	1.00	100.00	100.00					
City Manager	TWUA	1.00	76.00	76.00					
City Manager	WEAT	1.00	50.00	50.00					
001-5-3000-31900	Catering		903.69	1,344.50	1,000.00	1,000.00	900.19	1,000.00	1,000.00

			2021 Total Activity	2022 Total Activity	2023 Original Budget	2023 Total Budget (Amended)	2023 YTD Activity	2023 Expected Annual	2024 City Manager Proposed
Budget Detail									
Budget Code	**Description**	**Units**	**Price**	**Amount**					
City Manager	Water, snacks & coffee supplies	1.00	1,000.00	1,000.00					
001-5-3000-32400	Laundry		482.47	442.52	500.00	500.00	296.63	500.00	500.00
Budget Detail									
Budget Code	**Description**	**Units**	**Price**	**Amount**					
City Manager	Uniform laundry service	1.00	500.00	500.00					
001-5-3000-33100	Subscriptions		48.00	50.00	60.00	60.00	50.00	60.00	60.00
Budget Detail									
Budget Code	**Description**	**Units**	**Price**	**Amount**					
City Manager	Kingsville record news	1.00	60.00	60.00					
	Category: 30 - Services Total:		**3,861.81**	**7,192.19**	**5,278.00**	**5,278.00**	**3,443.61**	**5,268.30**	**5,558.00**
Category: 40 - Repairs									
001-5-3000-41100	Vehicle Maintenance		9.84	0.00	500.00	0.00	0.00		
	Category: 40 - Repairs Total:		**9.84**	**0.00**	**500.00**	**0.00**	**0.00**	**0.00**	**0.00**
Category: 60 - Leases									
001-5-3000-64100	Operating Lease		477.88	492.34	478.00	494.00	418.00	494.00	478.00
Budget Detail									
Budget Code	**Description**	**Units**	**Price**	**Amount**					
City Manager	Annual property taxes	1.00	10.00	10.00					
City Manager	Copier lease	12.00	39.00	468.00					
	Category: 60 - Leases Total:		**477.88**	**492.34**	**478.00**	**494.00**	**418.00**	**494.00**	**478.00**
	Division: 3000 - Public Works Total:		**6,481.13**	**162,407.98**	**184,833.00**	**184,349.00**	**127,819.78**	**162,827.96**	**195,398.00**
	Department : 300 - Public Works Total:		**6,481.13**	**162,407.98**	**184,833.00**	**184,349.00**	**127,819.78**	**162,827.96**	**195,398.00**

			2021 Total Activity	2022 Total Activity	2023 Original Budget	2023 Total Budget (Amended)	2023 YTD Activity	2023 Expected Annual	2024 City Manager Proposed
Department : 302 - Service Center									
Division: 3020 - Service Center									
Category: 20 - Supplies									
001-5-3020-21100	Supplies		29.36	393.94	348.00	348.00	234.80	348.00	348.00
Budget Detail									
Budget Code	**Description**	**Units**	**Price**	**Amount**					
City Manager	Janitorial/Warehouse supplies	1.00	348.00	348.00					
001-5-3020-21200	Uniforms & Personal Wear		0.00	0.00	250.00	132.07	0.00	50.00	
001-5-3020-21400	Chemicals		0.00	299.90	300.00	300.00	0.00	300.00	300.00
Budget Detail									
Budget Code	**Description**	**Units**	**Price**	**Amount**					
City Manager	Paint	1.00	100.00	100.00					
City Manager	Weed spray	1.00	200.00	200.00					
	Category: 20 - Supplies Total:		**29.36**	**693.84**	**898.00**	**780.07**	**234.80**	**698.00**	**648.00**
Category: 30 - Services									
001-5-3020-31100	Communications		20,712.54	20,715.66	20,808.00	20,925.93	18,748.03	20,925.93	20,808.00
Budget Detail									
Budget Code	**Description**	**Units**	**Price**	**Amount**					
City Manager	AT&T Phone service	12.00	82.00	984.00					
City Manager	Foremost Land Long distance	12.00	1,292.00	15,504.00					
City Manager	Telecom-Internet & cable service	12.00	360.00	4,320.00					
001-5-3020-31400	Professional Services		1,175.00	70.00	2,200.00	2,750.00	1,835.00	2,750.00	2,200.00
Budget Detail									
Budget Code	**Description**	**Units**	**Price**	**Amount**					
City Manager	Clean Earth Soltions	4.00	300.00	1,200.00					
City Manager	SWP3 Lab Analysis	1.00	1,000.00	1,000.00					
001-5-3020-31500	Printing & Publishing		173.33	187.23	350.00	350.00	172.04	350.00	350.00
Budget Detail									
Budget Code	**Description**	**Units**	**Price**	**Amount**					
City Manager	copier overage charges	1.00	350.00	350.00					
001-5-3020-32100	State Fees		200.00	308.60	200.00	205.00	204.57	205.00	200.00
Budget Detail									
Budget Code	**Description**	**Units**	**Price**	**Amount**					
City Manager	SWP3 renewal	1.00	200.00	200.00					

			2021 Total Activity	2022 Total Activity	2023 Original Budget	2023 Total Budget (Amended)	2023 YTD Activity	2023 Expected Annual	2024 City Manager Proposed
001-5-3020-32300	Utilities		19,650.63	20,712.42	20,000.00	19,994.00	14,954.57	18,168.65	20,460.00
Budget Detail									
Budget Code	**Description**	**Units**	**Price**	**Amount**					
City Manager	1300 E Corral Svc Ctr	12.00	1,030.00	12,360.00					
City Manager	Centerpoint-Electric	12.00	300.00	3,600.00					
City Manager	COK Water Service	12.00	375.00	4,500.00					
	Category: 30 - Services Total:		**41,911.50**	**41,993.91**	**43,558.00**	**44,224.93**	**35,914.21**	**42,399.58**	**44,018.00**
Category: 40 - Repairs									
001-5-3020-41400	Equipment Maintenance		2,953.57	731.16	2,000.00	3,139.00	3,810.60	3,139.00	3,500.00
Budget Detail									
Budget Code	**Description**	**Units**	**Price**	**Amount**					
City Manager	CM increased funding-Perm	0.00	0.00	750.00					
City Manager	Increase Per CM	0.00	0.00	500.00					
City Manager	Pressure Washer Maintence	1.00	2,250.00	2,250.00					
	Category: 40 - Repairs Total:		**2,953.57**	**731.16**	**2,000.00**	**3,139.00**	**3,810.60**	**3,139.00**	**3,500.00**
Category: 60 - Leases									
001-5-3020-64100	Operating Lease		4,426.92	4,618.57	4,625.00	4,625.00	3,921.06	4,640.00	4,623.00
Budget Detail									
Budget Code	**Description**	**Units**	**Price**	**Amount**					
City Manager	Copier	12.00	356.50	4,278.00					
City Manager	Property tax	1.00	345.00	345.00					
	Category: 60 - Leases Total:		**4,426.92**	**4,618.57**	**4,625.00**	**4,625.00**	**3,921.06**	**4,640.00**	**4,623.00**
Category: 70 - Capital Outlay									
001-5-3020-71200	Machinery/Equipment		0.00	0.00	7,540.00	6,402.00	3,188.00	3,188.00	
	Category: 70 - Capital Outlay Total:		**0.00**	**0.00**	**7,540.00**	**6,402.00**	**3,188.00**	**3,188.00**	**0.00**
	Division: 3020 - Service Center Total:		**49,321.35**	**48,037.48**	**58,621.00**	**59,171.00**	**47,068.67**	**54,064.58**	**52,789.00**
	Department : 302 - Service Center Total:		**49,321.35**	**48,037.48**	**58,621.00**	**59,171.00**	**47,068.67**	**54,064.58**	**52,789.00**

Department : 303 - Garage
Division: 3030 - Garage
Category: 10 - Personnel Services

		2021 Total Activity	2022 Total Activity	2023 Original Budget	2023 Total Budget (Amended)	2023 YTD Activity	2023 Expected Annual	2024 City Manager Proposed
001-5-3030-11100	Salaries & Wages	267,942.58	273,806.17	342,314.00	335,746.14	227,778.57	287,485.31	384,320.00

Budget Detail

Budget Code	Description	Units	Price	Amount
City Manager	(1) Lead Maint Tech & (4) Maint Tech	0.00	0.00	287,219.36
City Manager	Additional	0.00	0.00	34,564.84
City Manager	Anniversay Increases	0.00	0.00	3,949.33
City Manager	Supervisor, Inventory Clk, & Welder/Fabrica	0.00	0.00	54,108.64
City Manager	YE 9 day accrual less PY credit	0.00	0.00	4,477.83

001-5-3030-11200	Overtime	10,934.66	12,761.70	10,939.00	15,147.42	10,813.86	15,147.42	11,209.00

Budget Detail

Budget Code	Description	Units	Price	Amount
City Manager	Core Budget	0.00	0.00	10,939.00
City Manager	YE 9 day accrual less PY credit	0.00	0.00	270.00

001-5-3030-11301	Longevity - Non Civil Service	2,218.76	3,044.97	3,370.00	3,370.00	2,610.48	3,113.65	3,578.00

Budget Detail

Budget Code	Description	Units	Price	Amount
City Manager	59 Years of Service	59.00	60.00	3,540.00
City Manager	YE 9 day accrual less PY credit	0.00	0.00	38.00

001-5-3030-11400	Retirement - TMRS	24,217.80	23,317.98	29,148.00	29,148.00	19,721.96	24,147.53	36,219.00

Budget Detail

Budget Code	Description	Units	Price	Amount
City Manager	Additional	0.00	0.00	2,080.00
City Manager	Total Salaries @ 9.09%	371,436.57	0.09	33,763.58
City Manager	YE 9 day accrual less PY credit	0.00	0.00	375.42

001-5-3030-11500	FICA	20,286.20	20,697.85	27,393.00	27,393.00	17,365.89	21,251.70	30,535.00

Budget Detail

Budget Code	Description	Units	Price	Amount
City Manager	Additional	0.00	0.00	1,751.00
City Manager	Total Salaries @ 7.65%	371,436.57	0.08	28,414.90
City Manager	YE 9 day accrual less PY credit	0.00	0.00	369.10

001-5-3030-11600	Group Health Insurance	120,685.00	128,984.00	96,952.00	96,952.00	66,111.73	66,111.73	106,980.00

			2021 Total Activity	2022 Total Activity	2023 Original Budget	2023 Total Budget (Amended)	2023 YTD Activity	2023 Expected Annual	2024 City Manager Proposed
Budget Detail									
Budget Code	**Description**	**Units**	**Price**	**Amount**					
City Manager	(1) PPO Plans	0.00	0.00	17,579.00					
City Manager	(2) HMO Plans	0.00	0.00	2,178.40					
City Manager	(5) EPO Plans	0.00	0.00	87,222.60					
001-5-3030-11700	Workers' Compensation		8,006.15	9,849.38	12,175.00	12,175.00	7,848.33	11,820.29	21,461.00
Budget Detail									
Budget Code	**Description**	**Units**	**Price**	**Amount**					
City Manager	(1) WC Code 3365-Total Salaries divided by 1	550.94	11.98	6,600.26					
City Manager	(8) WC Code 8107-Total Salaries divided by 1	3,163.43	7.91	25,022.73					
City Manager	Additional	0.00	0.00	8,811.00					
City Manager	Less Experience Modifier	31,622.99	-0.50	-15,811.50					
City Manager	Less Fund Discount	15,811.49	-0.20	-3,162.30					
City Manager	Whole Dollar Rounding	0.00	0.00	0.81					
001-5-3030-11800	Unemployment Compensation		2,130.10	143.35	2,022.00	1,700.00	67.83	76.56	738.00
Budget Detail									
Budget Code	**Description**	**Units**	**Price**	**Amount**					
City Manager	(8) Employees @ $86	8.00	86.00	688.00					
City Manager	YE 9 day accrual less PY credit	0.00	0.00	50.00					
001-5-3030-12200	Certification Pay		2,338.68	1,610.55	1,445.00	1,445.00	1,195.06	1,444.36	
001-5-3030-12300	Life Insurance		534.60	577.62	730.00	730.00	551.70	603.36	802.00
Budget Detail									
Budget Code	**Description**	**Units**	**Price**	**Amount**					
City Manager	(1) Max Coverage	1.00	108.00	108.00					
City Manager	Additional	0.00	0.00	41.00					
City Manager	Base Coverage	302,000.00	0.00	54.36					
City Manager	Base Coverage Rate for remaining 11 month	11.00	54.36	597.96					
City Manager	Whole Dollar Rounding	0.00	0.00	0.68					
001-5-3030-13100	Hazard Pay		2,400.00	0.00	0.00	0.00	0.00		
	Category: 10 - Personnel Services Total:		**461,694.53**	**474,793.57**	**526,488.00**	**523,806.56**	**354,065.41**	**431,201.91**	**595,842.00**
Category: 20 - Supplies									
001-5-3030-21100	Supplies		1,034.34	1,249.45	1,600.00	1,600.00	785.81	1,600.00	1,600.00
Budget Detail									
Budget Code	**Description**	**Units**	**Price**	**Amount**					
City Manager	Paper / Misc supplies	1.00	800.00	800.00					
City Manager	Welding Supplies	1.00	800.00	800.00					

			2021 Total Activity	2022 Total Activity	2023 Original Budget	2023 Total Budget (Amended)	2023 YTD Activity	2023 Expected Annual	2024 City Manager Proposed
001-5-3030-21200	Uniforms & Personal Wear		79.25	632.51	1,065.00	1,065.00	428.20	1,065.00	1,065.00
Budget Detail									
Budget Code	**Description**	**Units**	**Price**	**Amount**					
City Manager	Boot Reimbursement (1 Yr Replacement)	4.00	75.00	300.00					
City Manager	Boot Reimbursement (1 Yr Replacement)	2.00	100.00	200.00					
City Manager	PPE	1.00	565.00	565.00					
001-5-3030-21400	Chemicals		374.01	407.60	400.00	900.00	822.68	900.00	750.00
Budget Detail									
Budget Code	**Description**	**Units**	**Price**	**Amount**					
City Manager	Increase Per CM	0.00	0.00	350.00					
City Manager	Oxygen & Acetylene	1.00	400.00	400.00					
001-5-3030-21500	Motor Gas & Oil		3,909.20	4,816.19	4,000.00	6,158.44	3,749.88	6,158.44	5,750.00
Budget Detail									
Budget Code	**Description**	**Units**	**Price**	**Amount**					
City Manager	Gasoline Trend	12.00	500.00	6,000.00					
City Manager	Oil expenditures	12.00	70.00	840.00					
City Manager	Reduction Per CM	0.00	0.00	-1,090.00					
001-5-3030-21700	Minor Eq/Furniture		11,628.45	10,650.16	6,011.00	6,011.00	6,014.22	6,011.00	6,011.00
Budget Detail									
Budget Code	**Description**	**Units**	**Price**	**Amount**					
City Manager	Diesel Laptop renewal	1.00	1,804.00	1,804.00					
City Manager	Replacement of mechanic tools	1.00	4,207.00	4,207.00					
001-5-3030-22400	Medical Supplies		29.97	0.00	30.00	30.00	0.00	30.00	30.00
Budget Detail									
Budget Code	**Description**	**Units**	**Price**	**Amount**					
City Manager	First Aid Kits	1.00	30.00	30.00					
	Category: 20 - Supplies Total:		**17,055.22**	**17,755.91**	**13,106.00**	**15,764.44**	**11,800.79**	**15,764.44**	**15,206.00**
Category: 30 - Services									
001-5-3030-31100	Communications		996.75	982.90	984.00	984.00	803.88	964.84	1,560.00
Budget Detail									
Budget Code	**Description**	**Units**	**Price**	**Amount**					
City Manager	(1) Call Phone line of sevice	12.00	41.00	492.00					
City Manager	(1) On Call line of service	12.00	51.00	612.00					
City Manager	Rehrig Table Line of Service	12.00	38.00	456.00					
001-5-3030-31400	Professional Services		421.20	797.20	460.00	470.00	575.30	470.00	430.00

			2021 Total Activity	2022 Total Activity	2023 Original Budget	2023 Total Budget (Amended)	2023 YTD Activity	2023 Expected Annual	2024 City Manager Proposed
Budget Detail									
Budget Code	**Description**	**Units**	**Price**	**Amount**					
City Manager	Shop Towels Laundry Service	1.00	430.00	430.00					
001-5-3030-31425	Prof. Services-GPS		960.00	960.00	1,000.00	1,000.00	880.00	1,000.00	1,000.00
Budget Detail									
Budget Code	**Description**	**Units**	**Price**	**Amount**					
City Manager	GPS services	1.00	1,000.00	1,000.00					
001-5-3030-31500	Printing & Publishing		19.60	28.71	0.00	25.83	31.17	25.83	30.00
001-5-3030-31600	Training & Travel		241.00	152.95	500.00	500.00	425.00	500.00	500.00
Budget Detail									
Budget Code	**Description**	**Units**	**Price**	**Amount**					
City Manager	Training & Travel	1.00	500.00	500.00					
001-5-3030-31800	Equipment Rent		0.00	49.50	140.00	140.00	0.00	140.00	140.00
Budget Detail									
Budget Code	**Description**	**Units**	**Price**	**Amount**					
City Manager	Special tool rental	1.00	140.00	140.00					
001-5-3030-31900	Catering		0.00	0.00	88.00	75.17	0.00	75.17	88.00
Budget Detail									
Budget Code	**Description**	**Units**	**Price**	**Amount**					
City Manager	Training Snacks	1.00	88.00	88.00					
001-5-3030-32400	Laundry		2,602.47	2,170.97	2,300.00	2,300.00	1,791.38	2,300.00	2,300.00
Budget Detail									
Budget Code	**Description**	**Units**	**Price**	**Amount**					
City Manager	Uniform services	1.00	2,300.00	2,300.00					
	Category: 30 - Services Total:		**5,241.02**	**5,142.23**	**5,472.00**	**5,495.00**	**4,506.73**	**5,475.84**	**6,048.00**
Category: 40 - Repairs									
001-5-3030-41100	Vehicle Maintenance		1,935.92	4,662.01	3,600.00	3,600.00	3,421.37	3,600.00	3,600.00
Budget Detail									
Budget Code	**Description**	**Units**	**Price**	**Amount**					
City Manager	Vehicle Maintenance / repairs	1.00	3,600.00	3,600.00					
001-5-3030-41400	Equipment Maintenance		431.00	412.97	500.00	500.00	236.59	500.00	1,005.00

			2021 Total Activity	2022 Total Activity	2023 Original Budget	2023 Total Budget (Amended)	2023 YTD Activity	2023 Expected Annual	2024 City Manager Proposed
Budget Notes									
Budget Code	**Subject**	**Description**							
City Manager	Supplemental Info	Annual inspection of two-2 post 10k lifts and one-4 post 18k lift with rolling jacks.							
Budget Detail									
Budget Code	**Description**	**Units**	**Price**	**Amount**					
City Manager	Calibrate Equip. / repair jacks	1.00	500.00	500.00					
City Manager	FY 23-24 Perm Approved Supplemental	0.00	0.00	505.00					
	Category: 40 - Repairs Total:		**2,366.92**	**5,074.98**	**4,100.00**	**4,100.00**	**3,657.96**	**4,100.00**	**4,605.00**
Category: 60 - Leases									
001-5-3030-64100	Operating Lease		616.18	804.00	939.00	939.00	737.00	939.00	804.00
Budget Detail									
Budget Code	**Description**	**Units**	**Price**	**Amount**					
City Manager	Printer Lease	12.00	67.00	804.00					
	Category: 60 - Leases Total:		**616.18**	**804.00**	**939.00**	**939.00**	**737.00**	**939.00**	**804.00**
Category: 70 - Capital Outlay									
001-5-3030-71200	Machinery/Equipment		0.00	5,599.99	0.00	0.00	0.00		
	Category: 70 - Capital Outlay Total:		**0.00**	**5,599.99**	**0.00**	**0.00**	**0.00**	**0.00**	**0.00**
	Division: 3030 - Garage Total:		**486,973.87**	**509,170.68**	**550,105.00**	**550,105.00**	**374,767.89**	**457,481.19**	**622,505.00**
	Department : 303 - Garage Total:		**486,973.87**	**509,170.68**	**550,105.00**	**550,105.00**	**374,767.89**	**457,481.19**	**622,505.00**

Department : 305 - Street
Division: 3050 - Street
Category: 10 - Personnel Services

		2021 Total Activity	2022 Total Activity	2023 Original Budget	2023 Total Budget (Amended)	2023 YTD Activity	2023 Expected Annual	2024 City Manager Proposed
001-5-3050-11100	Salaries & Wages	540,871.34	557,051.38	649,467.00	587,135.40	430,995.92	531,980.46	772,518.00

Budget Detail

Budget Code	Description	Units	Price	Amount
City Manager	(11) Equipment Operators	0.00	0.00	358,293.16
City Manager	(7) Maintenance Workers	0.00	0.00	179,826.43
City Manager	Additional	0.00	0.00	113,896.72
City Manager	Anniversay Increases	0.00	0.00	1,432.24
City Manager	Foreman & Supervisor	0.00	0.00	111,737.60
City Manager	YE 9 day accrual less PY credit	0.00	0.00	7,331.85

001-5-3050-11200	Overtime	43,493.62	59,078.67	50,013.00	50,670.29	37,363.06	50,670.29	50,220.00

Budget Detail

Budget Code	Description	Units	Price	Amount
City Manager	Core Budget	0.00	0.00	49,875.00
City Manager	YE 9 day accrual less PY credit	0.00	0.00	345.00

001-5-3050-11301	Longevity - Non Civil Service	2,587.06	4,352.72	5,115.00	5,115.00	3,816.89	4,575.08	5,113.00

Budget Detail

Budget Code	Description	Units	Price	Amount
City Manager	99 Years of Service	99.00	60.00	5,940.00
City Manager	Change in personnel-reduction	0.00	0.00	-900.00
City Manager	YE 9 day accrual less PY credit	0.00	0.00	73.00

001-5-3050-11400	Retirement - TMRS	50,166.95	50,380.90	57,559.00	46,559.00	37,682.63	45,223.74	73,845.00

Budget Detail

Budget Code	Description	Units	Price	Amount
City Manager	Additional	0.00	0.00	7,994.00
City Manager	Total Salaries @ 9.09%	717,271.92	0.09	65,200.02
City Manager	YE 9 day accrual less PY credit	0.00	0.00	650.98

001-5-3050-11500	FICA	42,836.67	44,708.48	54,095.00	42,095.00	34,191.94	40,982.66	63,383.00

Budget Detail

Budget Code	Description	Units	Price	Amount
City Manager	Additional	0.00	0.00	6,850.00
City Manager	Total Salaries @ 7.65%	730,561.24	0.08	55,887.93
City Manager	YE 9 day accrual less PY credit	0.00	0.00	645.07

001-5-3050-11600	Group Health Insurance	284,687.00	264,309.00	205,710.00	205,710.00	127,562.65	127,562.65	234,208.00

			2021 Total Activity	2022 Total Activity	2023 Original Budget	2023 Total Budget (Amended)	2023 YTD Activity	2023 Expected Annual	2024 City Manager Proposed
Budget Detail									
Budget Code	**Description**	**Units**	**Price**	**Amount**					
City Manager	(1) HMO Plan	0.00	0.00	6,679.00					
City Manager	(18) EPO Plans	0.00	0.00	238,020.00					
City Manager	Change in coverage-reduction	0.00	0.00	-10,491.00					
001-5-3050-11700	Workers' Compensation		14,853.21	18,501.74	21,494.00	21,494.00	13,298.01	19,035.80	39,995.00
Budget Detail									
Budget Code	**Description**	**Units**	**Price**	**Amount**					
City Manager	(20) WC Code 5506-Total Salaries divided by	7,305.61	7.62	55,668.75					
City Manager	Additional	0.00	0.00	17,727.00					
City Manager	Less Experience Modifier	55,668.75	-0.50	-27,834.38					
City Manager	Less Fund Discount	27,834.37	-0.20	-5,566.87					
City Manager	Whole Dollar Rounding	0.00	0.00	0.50					
001-5-3050-11800	Unemployment Compensation		5,766.10	614.38	6,103.00	2,103.00	154.13	395.11	1,843.00
Budget Detail									
Budget Code	**Description**	**Units**	**Price**	**Amount**					
City Manager	(20) Employees @ $86	20.00	86.00	1,720.00					
City Manager	YE 9 day accrual less PY credit	0.00	0.00	123.00					
001-5-3050-12200	Certification Pay		3,170.66	3,042.05	2,528.00	2,654.26	2,273.38	2,654.26	
001-5-3050-12300	Life Insurance		1,145.16	1,162.98	1,514.00	1,514.00	986.76	1,067.04	1,716.00
Budget Detail									
Budget Code	**Description**	**Units**	**Price**	**Amount**					
City Manager	(2) Max Coverage	2.00	108.00	216.00					
City Manager	Additional	0.00	0.00	191.00					
City Manager	Base Coverage	506,000.00	0.00	109.08					
City Manager	Base Coverage Rate for remaining 11 month	11.00	109.08	1,199.88					
City Manager	Whole Dollar Rounding	0.00	0.00	0.04					
001-5-3050-13100	Hazard Pay		5,400.00	0.00	0.00	0.00	0.00		
	Category: 10 - Personnel Services Total:		**994,977.77**	**1,003,202.30**	**1,053,598.00**	**965,049.95**	**688,325.37**	**824,147.09**	**1,242,841.00**

			2021 Total Activity	2022 Total Activity	2023 Original Budget	2023 Total Budget (Amended)	2023 YTD Activity	2023 Expected Annual	2024 City Manager Proposed
Category: 20 - Supplies									
001-5-3050-21100	Supplies		3,335.84	2,315.00	3,000.00	3,000.00	1,008.18	3,000.00	3,000.00
Budget Detail									
Budget Code	**Description**	**Units**	**Price**	**Amount**					
City Manager	Drink mix	1.00	500.00	500.00					
City Manager	Equipment supplies	1.00	804.00	804.00					
City Manager	Office / Field supplies	1.00	1,000.00	1,000.00					
City Manager	Paints / grafitti removal	1.00	1,000.00	1,000.00					
City Manager	Reduction to core	0.00	0.00	-304.00					
001-5-3050-21194	COVID-19 EVENT		14,704.00	0.00	0.00	0.00	0.00		
001-5-3050-21200	Uniforms & Personal Wear		2,046.74	2,553.16	2,500.00	2,500.00	1,473.20	2,500.00	2,500.00
Budget Detail									
Budget Code	**Description**	**Units**	**Price**	**Amount**					
City Manager	1 yr boot reimbursements	10.00	75.00	750.00					
City Manager	2 yr Boot reimbursements	5.00	100.00	500.00					
City Manager	Rain gear / safety vests	1.00	700.00	700.00					
City Manager	Safety glasses, gloves & hard hats	1.00	550.00	550.00					
001-5-3050-21400	Chemicals		7,834.84	6,358.68	7,600.00	7,600.00	5,422.18	7,600.00	7,600.00
Budget Detail									
Budget Code	**Description**	**Units**	**Price**	**Amount**					
City Manager	Degreaser	1.00	1,800.00	1,800.00					
City Manager	Herbicide	1.00	5,800.00	5,800.00					
001-5-3050-21500	Motor Gas & Oil		62,559.03	98,756.91	56,000.00	100,381.99	44,546.83	100,381.99	65,000.00
Budget Detail									
Budget Code	**Description**	**Units**	**Price**	**Amount**					
City Manager	Gas Allocation	12.00	5,500.00	66,000.00					
City Manager	Oil Allocation	12.00	200.00	2,400.00					
City Manager	Propane	0.00	0.00	700.00					
City Manager	Reduction Per CM	0.00	0.00	-4,100.00					
001-5-3050-21700	Minor Eq/Furniture		5,189.50	3,153.37	4,350.00	4,350.00	2,990.48	4,350.00	4,350.00
Budget Detail									
Budget Code	**Description**	**Units**	**Price**	**Amount**					
City Manager	coolers	1.00	200.00	200.00					
City Manager	Hand tools	1.00	2,450.00	2,450.00					
City Manager	paving tools	1.00	1,700.00	1,700.00					
001-5-3050-22400	Medical Supplies		109.89	0.00	119.00	119.00	0.00	119.00	119.00

			2021 Total Activity	2022 Total Activity	2023 Original Budget	2023 Total Budget (Amended)	2023 YTD Activity	2023 Expected Annual	2024 City Manager Proposed
Budget Detail									
Budget Code	**Description**	**Units**	**Price**	**Amount**					
City Manager	Eye wash	6.00	6.50	39.00					
City Manager	First aid supplies	1.00	80.00	80.00					
	Category: 20 - Supplies Total:		**95,779.84**	**113,137.12**	**73,569.00**	**117,950.99**	**55,440.87**	**117,950.99**	**82,569.00**
Category: 30 - Services									
001-5-3050-31100	Communications		1,452.11	1,560.39	1,572.00	1,572.00	1,306.57	1,437.92	1,584.00
Budget Detail									
Budget Code	**Description**	**Units**	**Price**	**Amount**					
City Manager	At&t Phone service	12.00	28.00	336.00					
City Manager	Verizon phone service	12.00	104.00	1,248.00					
001-5-3050-31400	Professional Services		2,985.00	10,142.00	9,000.00	9,000.00	7,702.80	9,000.00	9,000.00
Budget Detail									
Budget Code	**Description**	**Units**	**Price**	**Amount**					
City Manager	Geotech	1.00	5,000.00	5,000.00					
City Manager	Trucking services	1.00	4,000.00	4,000.00					
001-5-3050-31425	Prof. Services-GPS		3,072.00	3,072.00	3,060.00	3,060.00	2,816.00	3,060.00	3,060.00
Budget Detail									
Budget Code	**Description**	**Units**	**Price**	**Amount**					
City Manager	GPS Units	15.00	204.00	3,060.00					
001-5-3050-31500	Printing & Publishing		260.86	187.25	500.00	500.00	172.08	500.00	500.00
Budget Detail									
Budget Code	**Description**	**Units**	**Price**	**Amount**					
City Manager	Business cards	3.00	88.00	264.00					
City Manager	Public notification	1.00	236.00	236.00					
001-5-3050-31600	Training & Travel		1,560.00	1,624.00	1,624.00	3,069.00	1,685.00	3,069.00	1,624.00
Budget Detail									
Budget Code	**Description**	**Units**	**Price**	**Amount**					
City Manager	CDL training	1.00	1,624.00	1,624.00					
001-5-3050-31800	Equipment Rent		17,489.50	11,076.10	6,000.00	6,000.00	193.25	6,000.00	6,000.00
Budget Detail									
Budget Code	**Description**	**Units**	**Price**	**Amount**					
City Manager	Long reach excavator	1.00	6,000.00	6,000.00					
001-5-3050-31900	Catering		357.13	41.90	500.00	434.00	73.09	434.00	500.00

			2021 Total Activity	2022 Total Activity	2023 Original Budget	2023 Total Budget (Amended)	2023 YTD Activity	2023 Expected Annual	2024 City Manager Proposed
Budget Detail									
Budget Code	**Description**	**Units**	**Price**	**Amount**					
City Manager	Drinks & meals	1.00	500.00	500.00					
001-5-3050-32300	Utilities		202,839.83	220,653.51	220,000.00	229,082.06	171,291.12	229,082.06	229,000.00
Budget Detail									
Budget Code	**Description**	**Units**	**Price**	**Amount**					
City Manager	COK-Water Service	12.00	121.00	1,452.00					
City Manager	GEXA-Electric	12.00	19,200.00	230,400.00					
City Manager	Reduction Per CM	0.00	0.00	-2,852.00					
001-5-3050-32400	Laundry		6,493.42	4,399.37	5,168.00	5,168.00	3,188.98	3,705.81	5,168.00
Budget Detail									
Budget Code	**Description**	**Units**	**Price**	**Amount**					
City Manager	Laundry uniform services	1.00	5,168.00	5,168.00					
	Category: 30 - Services Total:		**236,509.85**	**252,756.52**	**247,424.00**	**257,885.06**	**188,428.89**	**256,288.79**	**256,436.00**
Category: 40 - Repairs									
001-5-3050-41100	Vehicle Maintenance		119,148.70	148,934.42	56,946.00	125,502.00	82,252.09	90,501.00	56,946.00
Budget Detail									
Budget Code	**Description**	**Units**	**Price**	**Amount**					
City Manager	Vehicle / machinery maintenance & repairs	1.00	56,946.00	56,946.00					
001-5-3050-41400	Equipment Maintenance		483.75	552.65	500.00	583.00	582.69	583.00	500.00
Budget Detail									
Budget Code	**Description**	**Units**	**Price**	**Amount**					
City Manager	Small engine repairs	1.00	500.00	500.00					
	Category: 40 - Repairs Total:		**119,632.45**	**149,487.07**	**57,446.00**	**126,085.00**	**82,834.78**	**91,084.00**	**57,446.00**
Category: 50 - Maintenance									
001-5-3050-52100	Street & Bridge		67,717.17	51,736.66	55,000.00	42,500.00	23,658.80	42,500.00	55,000.00
Budget Detail									
Budget Code	**Description**	**Units**	**Price**	**Amount**					
City Manager	Alley maintenance	1.00	55,000.00	55,000.00					
001-5-3050-52200	Signs & Signals		11,329.73	24,290.75	15,209.00	27,709.00	15,982.44	27,709.00	20,000.00
Budget Detail									
Budget Code	**Description**	**Units**	**Price**	**Amount**					
City Manager	Barricades & construction signs	1.00	3,000.00	3,000.00					
City Manager	CM increased funding-Perm	0.00	0.00	4,791.00					
City Manager	sign shop materials	1.00	3,000.00	3,000.00					

			2021 Total Activity	2022 Total Activity	2023 Original Budget	2023 Total Budget (Amended)	2023 YTD Activity	2023 Expected Annual	2024 City Manager Proposed
City Manager	Signal light repair	1.00	9,209.00	9,209.00					
001-5-3050-53100	Drainage		2,019.84	0.00	5,000.00	5,000.00	1,753.03	5,000.00	5,000.00
Budget Detail									
Budget Code	**Description**	**Units**	**Price**	**Amount**					
City Manager	Drainage pipe & inlet repairs	1.00	5,000.00	5,000.00					
	Category: 50 - Maintenance Total:		**81,066.74**	**76,027.41**	**75,209.00**	**75,209.00**	**41,394.27**	**75,209.00**	**80,000.00**
Category: 60 - Leases									
001-5-3050-64200	Capital Lease-Principle		49,155.35	50,742.09	52,436.00	52,418.00	52,067.43	52,068.00	
001-5-3050-64201	Capital Lease-Interest		4,915.52	3,328.78	1,693.00	1,711.00	1,710.58	1,711.00	
	Category: 60 - Leases Total:		**54,070.87**	**54,070.87**	**54,129.00**	**54,129.00**	**53,778.01**	**53,779.00**	**0.00**
Category: 70 - Capital Outlay									
001-5-3050-71200	Machinery/Equipment		13,750.00	0.00	0.00	0.00	0.00		
	Category: 70 - Capital Outlay Total:		**13,750.00**	**0.00**	**0.00**	**0.00**	**0.00**	**0.00**	**0.00**
	Division: 3050 - Street Total:		**1,595,787.52**	**1,648,681.29**	**1,561,375.00**	**1,596,309.00**	**1,110,202.19**	**1,418,458.87**	**1,719,292.00**
	Department : 305 - Street Total:		**1,595,787.52**	**1,648,681.29**	**1,561,375.00**	**1,596,309.00**	**1,110,202.19**	**1,418,458.87**	**1,719,292.00**

Department : 440 - Health
Division: 4400 - Health
Category: 10 - Personnel Services

		2021 Total Activity	2022 Total Activity	2023 Original Budget	2023 Total Budget (Amended)	2023 YTD Activity	2023 Expected Annual	2024 City Manager Proposed
001-5-4400-11100	Salaries & Wages	338,605.32	335,231.99	406,134.00	403,282.89	332,229.80	401,194.53	509,634.00

Budget Detail

Budget Code	Description	Units	Price	Amount
City Manager	(2) Inspectors	0.00	0.00	98,321.60
City Manager	Additional	0.00	0.00	60,262.38
City Manager	Admin Asst II & Director	0.00	0.00	109,636.80
City Manager	Anniversary Increases	0.00	0.00	5,584.49
City Manager	Attendant & (4) Specialists	0.00	0.00	148,678.40
City Manager	Intake Specialist & (3) Kennel Attendants	0.00	0.00	82,409.60
City Manager	YE 9 day accrual less PY credit	0.00	0.00	4,740.73

001-5-4400-11200	Overtime	16,595.23	15,235.13	14,182.00	13,182.00	11,957.37	12,671.15	14,263.00

Budget Detail

Budget Code	Description	Units	Price	Amount
City Manager	Core Budget	0.00	0.00	14,143.00
City Manager	YE 9 day accrual less PY credit	0.00	0.00	120.00

001-5-4400-11301	Longevity - Non Civil Service	2,947.30	4,557.42	5,355.00	5,355.00	4,065.74	4,902.37	5,638.00

Budget Detail

Budget Code	Description	Units	Price	Amount
City Manager	93 Years of Service	93.00	60.00	5,580.00
City Manager	YE 9 day accrual less PY credit	0.00	0.00	58.00

001-5-4400-11400	Retirement - TMRS	29,567.16	27,892.71	32,769.00	32,769.00	26,807.48	31,163.53	45,219.00

Budget Detail

Budget Code	Description	Units	Price	Amount
City Manager	Additional	0.00	0.00	3,664.00
City Manager	Total Salaries @ 9.09%	453,047.18	0.09	41,181.99
City Manager	YE 9 day accrual less PY credit	0.00	0.00	373.01

001-5-4400-11500	FICA	26,328.70	25,976.19	32,776.00	32,776.00	25,649.25	29,837.17	40,534.00

Budget Detail

Budget Code	Description	Units	Price	Amount
City Manager	Additional	0.00	0.00	3,383.00
City Manager	Total Salaries @ 7.65%	480,406.34	0.08	36,751.09
City Manager	YE 9 day accrual less PY credit	0.00	0.00	399.91

001-5-4400-11600	Group Health Insurance	135,161.00	135,370.00	107,456.00	107,456.00	62,878.72	62,878.72	109,870.00

			2021 Total Activity	2022 Total Activity	2023 Original Budget	2023 Total Budget (Amended)	2023 YTD Activity	2023 Expected Annual	2024 City Manager Proposed
Budget Detail									
Budget Code	**Description**	**Units**	**Price**	**Amount**					
City Manager	(1) HMO Plan	0.00	0.00	6,679.00					
City Manager	(3) EPO Plans	0.00	0.00	21,267.00					
City Manager	(6) PPO Plans	0.00	0.00	81,924.00					
001-5-4400-11700	Workers' Compensation		3,352.17	3,718.02	5,436.00	6,063.23	4,030.91	6,063.23	11,705.00
Budget Detail									
Budget Code	**Description**	**Units**	**Price**	**Amount**					
City Manager	(2) WC Code 8833-Total Salaries divided by :	1,042.72	1.21	1,261.69					
City Manager	(3) WC Code 8810-Total Salaries divided by :	1,481.34	0.41	607.35					
City Manager	(7) WC Code 8831-Total Salaries divided by :	2,280.02	6.38	14,546.53					
City Manager	Additional	0.00	0.00	5,138.00					
City Manager	Less Experience Modifier	16,415.57	-0.50	-8,207.78					
City Manager	Less Fund Discount	8,207.78	-0.20	-1,641.56					
City Manager	Whole Dollar Rounding	0.00	0.00	0.77					
001-5-4400-11800	Unemployment Compensation		2,863.73	305.24	3,033.00	144.19	126.18	144.19	1,193.00
Budget Detail									
Budget Code	**Description**	**Units**	**Price**	**Amount**					
City Manager	(13) Employees @ $86	13.00	86.00	1,118.00					
City Manager	YE 9 day accrual less PY credit	0.00	0.00	75.00					
001-5-4400-12200	Certification Pay		3,040.25	2,756.65	2,769.00	3,188.72	2,530.80	3,188.72	
001-5-4400-12300	Life Insurance		671.40	658.44	821.00	821.00	697.32	769.14	992.00
Budget Detail									
Budget Code	**Description**	**Units**	**Price**	**Amount**					
City Manager	(3) Max Coverage	3.00	108.00	324.00					
City Manager	Additional	0.00	0.00	71.00					
City Manager	Base Coverage	276,000.00	0.00	49.68					
City Manager	Base Coverage Rate for remaining 11 month	11.00	49.68	546.48					
City Manager	Whole Dollar Rounding	0.00	0.00	0.84					
001-5-4400-13100	Hazard Pay		3,000.00	0.00	0.00	0.00	0.00		
	Category: 10 - Personnel Services Total:		**562,132.26**	**551,701.79**	**610,731.00**	**605,038.03**	**470,973.57**	**552,812.75**	**739,048.00**

		2021 Total Activity	2022 Total Activity	2023 Original Budget	2023 Total Budget (Amended)	2023 YTD Activity	2023 Expected Annual	2024 City Manager Proposed
Category: 20 - Supplies								
001-5-4400-21100	Supplies	5,183.89	6,752.04	4,000.00	5,400.00	5,227.81	5,400.00	5,750.00

Budget Notes

Budget Code	Subject	Description
City Manager	001-5-4400-21100 Supplies	Office supplies for cleaning, sanitizing, and disinfecting the Animal Control & Care Center, breakroom, lobby area, restrooms and the Healrh Department. (Clorex bleach, fabuloso, vinegar, handsoap & dishsoap). Paper goods products (paper towels, toilet paper and trash bags). Other equipment brooms, mops, dusters and mop buckets.

Budget Detail

Budget Code	Description	Units	Price	Amount
City Manager	CM increased funding-Perm	0.00	0.00	1,400.00
City Manager	Core Budget	0.00	0.00	4,000.00
City Manager	Increase Per CM	0.00	0.00	350.00

001-5-4400-21200	Uniforms & Personal Wear	2,035.63	533.99	3,150.00	1,150.00	353.96	1,150.00	3,150.00

Budget Notes

Budget Code	Subject	Description
City Manager	001-5-4400-21200 Uniforms & Personal Wea	PPE for staff, uniforms, waterboots, raincoats, safety vests, Polo shirts for staff to represent the City of Kingscille at trainings and conferences. Update ACS uniform to something more flexable and comforable. (Cargo pants and Polo shirts).

001-5-4400-21400	Chemicals	9,174.49	8,648.63	9,500.00	6,500.00	2,055.26	6,500.00	8,000.00

Budget Notes

Budget Code	Subject	Description
City Manager	001-5-4400-21400 Chemicals	To purchase vector control chemicals & mineral oil for adult mosquito spraying, larvide donuts to place in stagnet water to kill mosquito larve, pest strips for bee abatement, Kennesol dor disinfecting and cleaning all dog kennels, cat cages and our six-compartment slide-in animal control boxes and ACO vehicles.

Budget Detail

Budget Code	Description	Units	Price	Amount
City Manager	Core	0.00	0.00	9,500.00
City Manager	Reduction Per CM	0.00	0.00	-1,500.00

001-5-4400-21500	Motor Gas & Oil	10,015.27	16,428.30	13,000.00	14,808.47	11,264.20	14,808.47	16,000.00

Budget Detail

Budget Code	Description	Units	Price	Amount
City Manager	Gas Allocation	12.00	1,400.00	16,800.00
City Manager	Oil Allocation	12.00	75.00	900.00
City Manager	Reduction Per CM	0.00	0.00	-1,700.00

001-5-4400-21700	Minor Eq/Furniture	1,004.63	3,406.21	2,500.00	1,336.65	528.86	1,336.65	2,500.00

		2021 Total Activity	2022 Total Activity	2023 Original Budget	2023 Total Budget (Amended)	2023 YTD Activity	2023 Expected Annual	2024 City Manager Proposed
Budget Notes								
Budget Code	**Subject**	**Description**						
City Manager	001-5-4400-21700 Minor Eq/Firniture	To replace or purchase desks,chairs and other furniture.						
001-5-4400-21900	Animal Care	14,760.43	22,231.22	17,000.00	21,000.00	20,933.03	21,000.00	21,000.00
Budget Notes								
Budget Code	**Subject**	**Description**						
City Manager	001-5-4400-21900 Animal Care	To purchase food for dogs, cats, pigs, horses, goats, chichens, rabbits, donkeys and mules. Other supplies: food trays, water bowls, collers, and walking leads. Animal Control equipment ketch poles, restrainers, nets, gloves, pet taxis, live traps, collapisable cages and cat cages.						
Budget Detail								
Budget Code	**Description**	**Units**	**Price**	**Amount**				
City Manager	CM increased funding-Perm	0.00	0.00	3,000.00				
City Manager	Core Budget	0.00	0.00	17,000.00				
City Manager	Increase Per CM	0.00	0.00	1,000.00				
001-5-4400-22400	Medical Supplies	0.00	0.00	200.00	200.00	0.00	100.00	200.00
Budget Notes								
Budget Code	**Subject**	**Description**						
City Manager	001-5-4400-22400 Medical Supplies	To purchase bandaids, alcohol, peroxide, tape and gause.						
001-5-4400-22402	Medical Supplies - Veterinary	0.00	5,239.55	6,445.00	7,445.00	6,856.92	7,300.00	7,500.00
Budget Notes								
Budget Code	**Subject**	**Description**						
City Manager	001-5-4400-22402 Medical Supplies-Veterin	To purchase Flea &Tick medications, Parvo/Distemper vaccinations and other medications for our unwanted and stray animals in our care.						
Budget Detail								
Budget Code	**Description**	**Units**	**Price**	**Amount**				
City Manager	Core	0.00	0.00	6,445.00				
City Manager	Increase Per CM	0.00	0.00	1,055.00				
	Category: 20 - Supplies Total:	**42,174.34**	**63,239.94**	**55,795.00**	**57,840.12**	**47,220.04**	**57,595.12**	**64,100.00**
Category: 30 - Services								
001-5-4400-31100	Communications	4,808.89	4,494.27	4,848.00	4,848.00	3,852.91	4,595.07	4,476.00
Budget Detail								
Budget Code	**Description**	**Units**	**Price**	**Amount**				
City Manager	MITEL	12.00	138.00	1,656.00				
City Manager	Verizon	12.00	235.00	2,820.00				
001-5-4400-31300	Postage & Freight	2,097.59	1,925.89	1,750.00	1,750.00	926.09	1,610.00	1,750.00

		2021 Total Activity	2022 Total Activity	2023 Original Budget	2023 Total Budget (Amended)	2023 YTD Activity	2023 Expected Annual	2024 City Manager Proposed
Budget Notes								
Budget Code	**Subject**	**Description**						
City Manager	001-5-4400-31300 Postage & Freight	Postage for certified & regular mail, Postage for packages for lab testing of speciement, exp. animal heads for rabies testing and mosquito testing for identoifications and arboviruses isolation.						
001-5-4400-31400	Professional Services	4,595.00	8,944.00	10,000.00	11,500.00	11,335.36	11,340.00	12,000.00
Budget Notes								
Budget Code	**Subject**	**Description**						
City Manager	001-5-4400-31400 Professional Services	Professional services from a license veteranian to euthanize our injured, sick or unwanted shelter animals.						

Budget Detail

Budget Code	Description	Units	Price	Amount
City Manager	CM increased funding-Perm	0.00	0.00	2,000.00
City Manager	Core Budget	0.00	0.00	10,000.00

001-5-4400-31425	Prof. Services-GPS	960.00	960.00	960.00	960.00	880.00	960.00	960.00
Budget Notes								
Budget Code	**Subject**	**Description**						
City Manager	001-5-4400-31425 Prof. Services-GPS	Vehicle tracking system for all Health Department vehicles.						
001-5-4400-31488	Prof. Services-Minor Vet Care	22,041.24	22,889.38	20,000.00	19,000.00	17,687.28	19,000.00	20,000.00
Budget Notes								
Budget Code	**Subject**	**Description**						
City Manager	001-5-4400-31488 Prof. Services-Minor Vet	To provide Professional services from a licensed Vet to administer all types of medical vet care procedures, exams and medications. To pay for rabies vaccinations and strilizations vouchers for adopted animals.						
001-5-4400-31500	Printing & Publishing	3,948.33	5,137.93	4,500.00	4,500.00	3,517.65	4,000.00	4,500.00
Budget Notes								
Budget Code	**Subject**	**Description**						
City Manager	001-5-4400-31500 Printing & Publishing	To print forms for animal control, citation books, reciept books, door notices. Food service inspection forms, temporary food event fors ect.						
001-5-4400-31600	Training & Travel	605.00	2,049.29	4,000.00	2,400.00	1,846.78	2,400.00	4,000.00
Budget Notes								
Budget Code	**Subject**	**Description**						
City Manager	001-5-4400-31600 Training & Travel	To attend training and conferences for Animal Control, Vector Control, Food Services and Onsite Sewage Facilities. At these trainings and conferences is where we obtain CEU'S for our State issued licenses. Conferences: TEHA and TML Annual Conference.						
001-5-4400-31700	Memberships & Dues	475.88	1,077.24	500.00	600.00	230.82	600.00	500.00
Budget Notes								
Budget Code	**Subject**	**Description**						
City Manager	001-5-4400-31700 Membership & Dues	Membership dues fot the Texas Environmental Health assoiciation/TEHA and the Texas Mosquito Control Association.						

		2021 Total Activity	2022 Total Activity	2023 Original Budget	2023 Total Budget (Amended)	2023 YTD Activity	2023 Expected Annual	2024 City Manager Proposed
001-5-4400-31800	Equipment Rent	1,408.88	1,710.75	1,500.00	1,500.00	1,339.01	1,500.00	1,500.00

Budget Notes

Budget Code	Subject	Description
City Manager	001-5-4400-31800 Equipment Rents	Monthly copier machine rental fees.

001-5-4400-31900	Catering	148.58	459.51	544.00	544.00	267.56	540.00	544.00

Budget Notes

Budget Code	Subject	Description
City Manager	001-5-4400-31900 Catering	To purchase and provide, coffee, donuts, bananas, apples, breakfast bars, OJ, bottle waters and condiments for our 9th annual Local Rabies Control Authority Training (LRCA).

001-5-4400-32100	State Fees	0.00	370.00	0.00	260.00	350.00	260.00	260.00
001-5-4400-32300	Utilities	6,380.11	5,599.06	6,500.00	12,036.65	11,183.12	12,036.65	12,500.00

Budget Detail

Budget Code	Description	Units	Price	Amount
City Manager	COK-Water Service	12.00	190.00	2,280.00
City Manager	GEXA-Electric	12.00	425.00	5,100.00
City Manager	Propane	12.00	1,000.00	12,000.00
City Manager	Reduction Per CM	0.00	0.00	-6,880.00

001-5-4400-32400	Laundry	1,717.40	1,477.60	1,500.00	1,500.00	1,319.00	1,430.00	1,500.00

Budget Notes

Budget Code	Subject	Description
City Manager	001-5-4400-32400 Laundry	For cleaning and washing employyees uniforms.

001-5-4400-34300	Other Services	0.00	0.00	500.00	326.70	0.00	250.00	240.00

Budget Notes

Budget Code	Subject	Description
City Manager	001-5-4400-34300 Other Srvices	Misc. expensives and late fees fromm TCEQ-OSSF/OARS monthly application fees. Paid by the City of Kingsville/Kleberg County.

Category: 30 - Services Total:	**49,186.90**	**57,094.92**	**57,102.00**	**61,725.35**	**54,735.58**	**60,521.72**	**64,730.00**

		2021 Total Activity	2022 Total Activity	2023 Original Budget	2023 Total Budget (Amended)	2023 YTD Activity	2023 Expected Annual	2024 City Manager Proposed
Category: 40 - Repairs								
001-5-4400-41100	Vehicle Maintenance	5,865.03	7,659.78	5,000.00	9,000.00	8,484.36	9,000.00	9,000.00

Budget Notes

Budget Code	Subject	Description
City Manager	001-5-4400-41100 Vehicle Maintenance	To repair and maintenance vehicles. Ex; oil changes, tune ups, parts, tires repair/replacements etc.

Budget Detail

Budget Code	Description	Units	Price	Amount
City Manager	CM increased funding-Perm	0.00	0.00	2,500.00
City Manager	Core Budget	0.00	0.00	5,000.00
City Manager	Increase Per CM	0.00	0.00	1,500.00

001-5-4400-41400	Equipment Maintenance	353.79	630.33	1,000.00	1,000.00	184.19	785.00	1,000.00

Budget Notes

Budget Code	Subject	Description
City Manager	001-5-4400-41400 Equipment Maintenance	To repair and mantain small skag, gas power equipment, small trailer and othyer tools.

Category: 40 - Repairs Total:	**6,218.82**	**8,290.11**	**6,000.00**	**10,000.00**	**8,668.55**	**9,785.00**	**10,000.00**
Category: 50 - Maintenance							
001-5-4400-51100 Building Maintenance	3,051.41	2,502.00	5,000.00	4,200.00	3,401.15	4,200.00	5,000.00

Budget Notes

Budget Code	Subject	Description
City Manager	001-5-4400-51100 Building Maintenance	Building Maintenance, repair and up keep of buildings.

Category: 50 - Maintenance Total:	**3,051.41**	**2,502.00**	**5,000.00**	**4,200.00**	**3,401.15**	**4,200.00**	**5,000.00**
Category: 60 - Leases							
001-5-4400-64100 Operating Lease	3,235.16	3,305.02	3,306.00	3,330.50	2,474.50	3,330.50	3,310.00

Budget Notes

Budget Code	Subject	Description
City Manager	001-5-4400-64100 Operating Lease	Copier leasing fees.

Budget Detail

Budget Code	Description	Units	Price	Amount
City Manager	Printer Lease	12.00	245.00	2,940.00
City Manager	Property Tax	0.00	0.00	370.00

Category: 60 - Leases Total:	**3,235.16**	**3,305.02**	**3,306.00**	**3,330.50**	**2,474.50**	**3,330.50**	**3,310.00**
Division: 4400 - Health Total:	**665,998.89**	**686,133.78**	**737,934.00**	**742,134.00**	**587,473.39**	**688,245.09**	**886,188.00**
Department : 440 - Health Total:	**665,998.89**	**686,133.78**	**737,934.00**	**742,134.00**	**587,473.39**	**688,245.09**	**886,188.00**

Department : 450 - Parks & Recreation
Division: 4501 - Parks & Rec - Admin
Category: 10 - Personnel Services

		2021 Total Activity	2022 Total Activity	2023 Original Budget	2023 Total Budget (Amended)	2023 YTD Activity	2023 Expected Annual	2024 City Manager Proposed
001-5-4501-11100	Salaries & Wages	211,910.70	222,753.31	190,485.00	190,710.64	157,884.00	190,710.64	209,135.00

Budget Detail

Budget Code	Description	Units	Price	Amount
City Manager	Additional	0.00	0.00	17,388.60
City Manager	Manager, Director & Admin Asst II	0.00	0.00	190,320.00
City Manager	YE 9 day accrual less PY credit	0.00	0.00	1,426.40

001-5-4501-11200	Overtime	5,657.48	5,670.23	2,407.00	2,407.00	3,553.56	2,407.00	2,400.00

Budget Detail

Budget Code	Description	Units	Price	Amount
City Manager	Core Budget	0.00	0.00	2,400.00

001-5-4501-11301	Longevity - Non Civil Service	969.52	1,639.71	1,805.00	1,805.00	1,492.07	1,796.68	1,939.00

Budget Detail

Budget Code	Description	Units	Price	Amount
City Manager	32 Years of Service	32.00	60.00	1,920.00
City Manager	YE 9 day accrual less PY credit	0.00	0.00	19.00

001-5-4501-11400	Retirement - TMRS	18,130.93	18,729.61	15,920.00	16,232.36	13,316.35	16,232.36	19,394.00

Budget Detail

Budget Code	Description	Units	Price	Amount
City Manager	Additional	0.00	0.00	981.00
City Manager	Total Salaries @ 9.09%	201,245.82	0.09	18,232.87
City Manager	YE 9 day accrual less PY credit	0.00	0.00	180.13

001-5-4501-11500	FICA	15,920.46	16,740.18	14,962.00	14,424.00	11,812.70	14,386.89	16,342.00

Budget Detail

Budget Code	Description	Units	Price	Amount
City Manager	Additional	0.00	0.00	825.00
City Manager	Total Salaries @ 7.65%	201,245.82	0.08	15,395.31
City Manager	YE 9 day accrual less PY credit	0.00	0.00	121.69

001-5-4501-11600	Group Health Insurance	52,377.00	52,377.00	32,707.00	32,707.00	27,726.88	27,726.88	37,263.00

Budget Detail

Budget Code	Description	Units	Price	Amount
City Manager	(1) PPO Plan	0.00	0.00	7,256.00
City Manager	(2) EPO Plans	0.00	0.00	30,007.00

		2021 Total Activity	2022 Total Activity	2023 Original Budget	2023 Total Budget (Amended)	2023 YTD Activity	2023 Expected Annual	2024 City Manager Proposed
001-5-4501-11700	Workers' Compensation	748.80	909.67	351.00	379.46	255.09	379.46	557.00

Budget Detail

Budget Code	Description	Units	Price	Amount
City Manager	(4) WC Code 8810-Total Salaries divided by :	2,012.46	0.41	825.11
City Manager	Additional	0.00	0.00	226.00
City Manager	Less Experience Modifier	825.11	-0.50	-412.56
City Manager	Less Fund Discount	412.55	-0.20	-82.51
City Manager	Whole Dollar Rounding	0.00	0.00	0.96

001-5-4501-11800	Unemployment Compensation	1,295.12	202.28	759.00	33.06	26.56	33.06	277.00

Budget Detail

Budget Code	Description	Units	Price	Amount
City Manager	(3) Employees @ $86	3.00	86.00	258.00
City Manager	YE 9 day accrual less PY credit	0.00	0.00	19.00

001-5-4501-12200	Certification Pay	0.00	876.52	899.00	899.00	743.57	898.69	
001-5-4501-12300	Life Insurance	334.98	340.92	302.00	302.00	267.84	292.32	309.00

Budget Detail

Budget Code	Description	Units	Price	Amount
City Manager	(2) Max Coverage	2.00	108.00	216.00
City Manager	Additional	0.00	0.00	6.00
City Manager	Base Coverage	40,000.00	0.00	7.20
City Manager	Base Coverage Rate for remaining 11 month	11.00	7.20	79.20
City Manager	Whole Dollar Rounding	0.00	0.00	0.60

001-5-4501-13100	Hazard Pay	1,200.00	0.00	0.00	0.00	0.00		
	Category: 10 - Personnel Services Total:	**308,544.99**	**320,239.43**	**260,597.00**	**259,899.52**	**217,078.62**	**254,863.98**	**287,616.00**

Category: 20 - Supplies

001-5-4501-21100	Supplies	2,366.82	1,342.68	1,920.00	2,920.00	1,620.28	1,920.00	1,800.00

Budget Notes

Budget Code	Subject	Description
City Manager	admin supplies	Office supplies, etc for park office general operations, facility rentals etc and park advisory board meetings.

Budget Detail

Budget Code	Description	Units	Price	Amount
City Manager	Core	0.00	0.00	1,590.00
City Manager	Increase Per CM	0.00	0.00	210.00

001-5-4501-21200	Uniforms & Personal Wear	0.00	0.00	525.00	525.00	0.00	300.00	525.00

		2021 Total Activity	2022 Total Activity	2023 Original Budget	2023 Total Budget (Amended)	2023 YTD Activity	2023 Expected Annual	2024 City Manager Proposed
Budget Notes								
Budget Code	**Subject**	**Description**						
City Manager	admin uniforms	shirts with parks/city logo for events, presentations etc and one polo for park advisory board members who attend our events						
001-5-4501-21700	Minor Eq/Furniture	1,017.05	1,137.82	950.00	950.00	666.87	950.00	640.00
Budget Notes								
Budget Code	**Subject**	**Description**						
City Manager	minor equjipment admin	large television/monitor for front office wall to connect with outside cameras to monitor people coming to office or outside front or back of building. This came up with active shooter situation. staff request. discussing with IT so may turn into it reuest. 1 new filing cabinet - $100 will take a used one if there is one 4 new shelving units for storage.@ $80 each = $320.00 Signage for outside of office door $100.00 $100 misc expenses and nameplates for board members supplemental will be submitted for 15 tables and 100 cfhairs for rec hall.						
Category: 20 - Supplies Total:		**3,383.87**	**2,480.50**	**3,395.00**	**4,395.00**	**2,287.15**	**3,170.00**	**2,965.00**
Category: 30 - Services								
001-5-4501-31100	Communications	497.67	542.77	552.00	552.00	451.94	542.42	546.00
Budget Detail								
Budget Code	**Description**	**Units**	**Price**	**Amount**				
City Manager	Verizon	12.00	45.50	546.00				
001-5-4501-31400	Professional Services	0.00	59.90	4,400.00	2,400.00	2,176.63	2,400.00	500.00
Budget Notes								
Budget Code	**Subject**	**Description**						
City Manager	admin prof services	Website updates, prof photos for advertising events and facilities to better market them. $1000.00 $360.00 usa grant fund service renewal funds to contract grant advisors, project estimators for projects and grants.						
Budget Detail								
Budget Code	**Description**	**Units**	**Price**	**Amount**				
City Manager	Core Budget	0.00	0.00	4,400.00				
City Manager	Datafy Contract Cancelled	0.00	0.00	-3,500.00				
City Manager	Reduction	0.00	0.00	-400.00				
001-5-4501-31600	Training & Travel	0.00	570.00	2,716.00	1,716.00	0.00	1,716.00	1,000.00

			2021 Total Activity	2022 Total Activity	2023 Original Budget	2023 Total Budget (Amended)	2023 YTD Activity	2023 Expected Annual	2024 City Manager Proposed
Budget Notes									
Budget Code	**Subject**	**Description**							
City Manager	training and travel	Training courses for Administrative professional Department Director and Parks Manager Texas Recreation and Park Society annual conference for Director and Manager and Recreation Manager in Galveston Feb 2024 Previously reduced will need to replenish through supplemental							
001-5-4501-31700	Memberships & Dues		128.12	574.55	1,631.00	1,631.00	864.89	1,631.00	3,430.00
Budget Notes									
Budget Code	**Subject**	**Description**							
City Manager	admin dues	Rotary dues for Director 240.00 X 12 =2,880 NRPA x Director and Manager X $175.00- $350. TRAPS x Direcotr and Parks and Rec Manager x $100.00 = $200							
001-5-4501-31900	Catering		133.85	117.50	108.00	108.00	0.00	108.00	108.00
Budget Notes									
Budget Code	**Subject**	**Description**							
City Manager	admin catering	safety luncheon for staff and assist with parks wrap up end of summer for donors							
001-5-4501-32300	Utilities		66,643.46	77,581.33	72,000.00	86,972.00	64,280.83	86,971.95	84,000.00
Budget Detail									
Budget Code	**Description**	**Units**	**Price**	**Amount**					
City Manager	GEXA-Electric	12.00	7,000.00	84,000.00					
	Category: 30 - Services Total:		**67,403.10**	**79,446.05**	**81,407.00**	**93,379.00**	**67,774.29**	**93,369.37**	**89,584.00**
	Division: 4501 - Parks & Rec - Admin Total:		**379,331.96**	**402,165.98**	**345,399.00**	**357,673.52**	**287,140.06**	**351,403.35**	**380,165.00**
Division: 4502 - L.E. Ramey Golf Course Maintenance									
Category: 10 - Personnel Services									
001-5-4502-11100	Salaries & Wages		120,056.22	144,167.15	160,150.00	156,908.94	129,676.31	156,908.94	205,075.00
Budget Detail									
Budget Code	**Description**	**Units**	**Price**	**Amount**					
City Manager	(5) Maintenance Workers	0.00	0.00	94,187.08					
City Manager	Additional	0.00	0.00	38,856.57					
City Manager	Anniversary Increases	0.00	0.00	2,043.38					
City Manager	Equipment Oper & Foreman	0.00	0.00	68,432.00					
City Manager	YE 9 day accrual less PY credit	0.00	0.00	1,555.97					
001-5-4502-11200	Overtime		13,865.24	11,822.31	8,022.00	13,727.01	12,666.70	13,727.01	8,000.00

			2021 Total Activity	2022 Total Activity	2023 Original Budget	2023 Total Budget (Amended)	2023 YTD Activity	2023 Expected Annual	2024 City Manager Proposed
Budget Detail									
Budget Code	**Description**	**Units**	**Price**	**Amount**					
City Manager	Core Budget	0.00	0.00	8,000.00					
001-5-4502-11301	Longevity - Non Civil Service		400.44	360.14	722.00	722.00	421.19	498.53	1,280.00
Budget Detail									
Budget Code	**Description**	**Units**	**Price**	**Amount**					
City Manager	17 Years of Service	17.00	60.00	1,020.00					
City Manager	Additional	0.00	0.00	240.00					
City Manager	YE 9 day accrual less PY credit	0.00	0.00	20.00					
001-5-4502-11400	Retirement - TMRS		9,199.54	8,534.50	9,468.00	11,445.87	9,366.25	11,445.87	14,238.00
Budget Detail									
Budget Code	**Description**	**Units**	**Price**	**Amount**					
City Manager	Additional	0.00	0.00	2,278.00					
City Manager	Total Salaries @ 9.09%	130,042.07	0.09	11,820.82					
City Manager	YE 9 day accrual less PY credit	0.00	0.00	139.18					
001-5-4502-11500	FICA		9,903.95	11,655.11	12,959.00	12,403.00	10,630.82	12,402.14	16,163.00
Budget Detail									
Budget Code	**Description**	**Units**	**Price**	**Amount**					
City Manager	Additional	0.00	0.00	2,389.00					
City Manager	Total Salaries @ 7.65%	178,561.04	0.08	13,659.92					
City Manager	YE 9 day accrual less PY credit	0.00	0.00	114.08					
001-5-4502-11600	Group Health Insurance		53,177.00	39,257.00	12,727.00	12,727.00	15,178.50	15,178.50	28,281.00
Budget Detail									
Budget Code	**Description**	**Units**	**Price**	**Amount**					
City Manager	(1) EPO Plan	0.00	0.00	7,089.00					
City Manager	(1) HMO Plan	0.00	0.00	6,679.00					
City Manager	(1) PPO Plan	0.00	0.00	7,257.00					
City Manager	Additional	0.00	0.00	7,256.00					
001-5-4502-11700	Workers' Compensation		1,790.28	2,471.87	2,724.00	2,724.00	2,139.74	2,443.12	5,322.00
Budget Detail									
Budget Code	**Description**	**Units**	**Price**	**Amount**					
City Manager	(7) WC Code 9060-Total Salaries divided by :	1,785.61	4.03	7,196.01					
City Manager	Additional	0.00	0.00	2,443.00					
City Manager	Less Experience Modifier	7,196.01	-0.50	-3,598.00					
City Manager	Less Fund Discount	3,598.00	-0.20	-719.60					
City Manager	Whole Dollar Rounding	0.00	0.00	0.59					

		2021 Total Activity	2022 Total Activity	2023 Original Budget	2023 Total Budget (Amended)	2023 YTD Activity	2023 Expected Annual	2024 City Manager Proposed
001-5-4502-11800	Unemployment Compensation	1,681.53	351.68	1,769.00	153.82	71.17	153.82	645.00

Budget Detail

Budget Code	Description	Units	Price	Amount
City Manager	(7) Employees @ $86	7.00	86.00	602.00
City Manager	YE 9 day accrual less PY credit	0.00	0.00	43.00

001-5-4502-12200	Certification Pay	265.18	104.22	482.00	0.00	0.00		
001-5-4502-12300	Life Insurance	192.60	185.04	230.00	230.00	192.06	209.70	340.00

Budget Detail

Budget Code	Description	Units	Price	Amount
City Manager	Additional	0.00	0.00	100.00
City Manager	Base Coveage Rate	111,000.00	0.00	19.98
City Manager	Base Coverage Rate for remaining 11 month	11.00	19.98	219.78
City Manager	Whole Dollar Rounding	0.00	0.00	0.24

001-5-4502-13100	Hazard Pay	1,550.00	0.00	0.00	0.00	0.00		
	Category: 10 - Personnel Services Total:	**212,081.98**	**218,909.02**	**209,253.00**	**211,041.64**	**180,342.74**	**212,967.63**	**279,344.00**

Category: 20 - Supplies

001-5-4502-21100	Supplies	1,228.64	748.60	1,920.00	4,520.37	4,540.35	5,520.37	5,500.00

Budget Notes

Budget Code	Subject	Description
City Manager	Supplies	Paint, rope, stakes

Budget Detail

Budget Code	Description	Units	Price	Amount
City Manager	CM increased funding-Perm	0.00	0.00	1,080.00
City Manager	Core Budget	0.00	0.00	1,920.00
City Manager	Increase Per CM	0.00	0.00	2,500.00

001-5-4502-21176	Irrigation Supplies	5,130.63	5,354.01	3,840.00	7,340.00	6,557.40	7,340.00	3,840.00

Budget Notes

Budget Code	Subject	Description
City Manager	Irrigation supplies	Sprinkler heads,irrigation clamps, fittings

001-5-4502-21177	Pro Shop Supplies	4,388.14	4,877.74	1,920.00	1,920.00	1,654.44	1,920.00	1,920.00

Budget Notes

Budget Code	Subject	Description
City Manager	pro shop supplies	toilet paper, paper towels , handsoap

001-5-4502-21178	Maintenance Supplies	8,106.07	8,220.66	9,120.00	9,120.00	9,637.16	9,120.00	10,000.00

		2021 Total Activity	2022 Total Activity	2023 Original Budget	2023 Total Budget (Amended)	2023 YTD Activity	2023 Expected Annual	2024 City Manager Proposed
Budget Notes								
Budget Code	**Subject**	**Description**						
City Manager	Maint supplies	Ball washer soap,lake dye,						
Budget Detail								
Budget Code	**Description**	**Units**	**Price**	**Amount**				
City Manager	Core	0.00	0.00	9,120.00				
City Manager	Increase Per CM	0.00	0.00	880.00				
001-5-4502-21179	Golf Course Accesories		1,492.04	2,642.57	2,880.00	2,880.00	971.66	2,880.00	2,880.00
Budget Notes								
Budget Code	**Subject**	**Description**						
City Manager	Golf course accesories	Flags,flag poles, cups						
001-5-4502-21181	Greens Maintenance Supplies		1,637.99	1,825.00	1,920.00	5,040.00	4,750.00	3,420.00	3,000.00
Budget Notes								
Budget Code	**Subject**	**Description**						
City Manager	Greens maint	sand						
Budget Detail								
Budget Code	**Description**	**Units**	**Price**	**Amount**				
City Manager	CM increased funding-Perm	0.00	0.00	1,080.00				
City Manager	Core Budget	0.00	0.00	1,920.00				
001-5-4502-21200	Uniforms & Personal Wear		135.84	0.00	888.00	888.00	42.48	888.00	400.00
Budget Notes								
Budget Code	**Subject**	**Description**						
City Manager	Uniforms	Uniforms (shirts) for pro shop attendants						
001-5-4502-21400	Chemicals		5,778.15	7,000.00	7,000.00	7,000.00	6,321.99	7,000.00	7,000.00
Budget Notes								
Budget Code	**Subject**	**Description**						
City Manager	Chemicals	MSMA,24D,pre emergent						
001-5-4502-21402	Weed Control Chemicals		1,546.92	1,730.89	2,500.00	0.00	0.00		2,500.00
Budget Notes								
Budget Code	**Subject**	**Description**						
City Manager	weed control	Negate,Sendero,round up						
001-5-4502-21403	Pesticide Chemicals		73.44	447.93	1,000.00	1,000.00	366.89	718.62	1,000.00

		2021 Total Activity	2022 Total Activity	2023 Original Budget	2023 Total Budget (Amended)	2023 YTD Activity	2023 Expected Annual	2024 City Manager Proposed
Budget Notes								
Budget Code	**Subject**	**Description**						
City Manager	Pesticides	Bifen, ant poison						
001-5-4502-21404	Fertilizer	10,323.00	16,500.00	16,500.00	16,781.98	16,781.38	16,781.38	17,000.00
Budget Notes								
Budget Code	**Subject**	**Description**						
City Manager	Fertilizer	Fertilizer for golf course						

Budget Detail

Budget Code	Description	Units	Price	Amount
City Manager	CM increased funding-Perm	0.00	0.00	500.00
City Manager	Core Budget	0.00	0.00	16,500.00

001-5-4502-21500	Motor Gas & Oil	11,288.78	16,261.97	14,400.00	12,135.27	9,794.17	12,135.27	12,500.00
Budget Notes								
Budget Code	**Subject**	**Description**						
City Manager	Motor oil and gas	Motor oil and gas for equipment						

Budget Detail

Budget Code	Description	Units	Price	Amount
City Manager	Budget Reduction	0.00	0.00	-400.00
City Manager	Fuel for golf carts	12.00	1,200.00	14,400.00
City Manager	Reduction Per CM	0.00	0.00	-1,500.00

001-5-4502-21700	Minor Eq/Furniture	1,589.88	0.00	1,600.00	1,600.00	1,180.84	1,600.00	1,600.00
Budget Notes								
Budget Code	**Subject**	**Description**						
City Manager	Minor equip/furniture	Monor equipment						
001-5-4502-23201	Promotional Expense-Golf Cour...	0.00	0.00	900.00	900.00	0.00	900.00	_____
Budget Notes								
Budget Code	**Subject**	**Description**						
City Manager	Promotional expense	Ad in paper,						
001-5-4502-23500	Merchandise-Cost of Goods Sold	15,355.62	24,214.49	4,000.00	4,000.00	1,620.00	4,000.00	4,000.00
Budget Notes								
Budget Code	**Subject**	**Description**						
City Manager	Merchandise cost of goods sold	Golf balls, clubs						
001-5-4502-23501	Alcohol - Cost of Goods Sold	13,562.76	15,989.12	15,000.00	15,000.00	13,245.49	15,000.00	15,000.00

		2021 Total Activity	2022 Total Activity	2023 Original Budget	2023 Total Budget (Amended)	2023 YTD Activity	2023 Expected Annual	2024 City Manager Proposed
Budget Notes								
Budget Code	**Subject**	**Description**						
City Manager	Alcohol cost of goods sold	Beer purchases						
Category: 20 - Supplies Total:		**81,637.90**	**105,812.98**	**85,388.00**	**90,125.62**	**77,464.25**	**89,223.64**	**88,140.00**
Category: 30 - Services								
001-5-4502-31100	Communications	6,866.91	5,907.23	6,196.00	5,611.65	4,647.70	5,611.65	5,592.00
Budget Notes								
Budget Code	**Subject**	**Description**						
City Manager	communications	Phones						

Budget Detail

Budget Code	**Description**	**Units**	**Price**	**Amount**
City Manager	MITEL	12.00	65.00	780.00
City Manager	Telecom	12.00	359.00	4,308.00
City Manager	Verizon	12.00	42.00	504.00

001-5-4502-31300	Postage	26.93	0.00	90.00	90.00	0.00	90.00	90.00
Budget Notes								
Budget Code	**Subject**	**Description**						
City Manager	Postage	Send mail						
001-5-4502-31400	Professional Services	6,083.07	8,868.40	14,405.00	5,790.42	5,295.32	5,790.42	7,900.00
Budget Notes								
Budget Code	**Subject**	**Description**						
City Manager	Proffesional Services	Copier,rain bird software						

Budget Detail

Budget Code	**Description**	**Units**	**Price**	**Amount**
City Manager	Budget Reduction	0.00	0.00	-8,405.00
City Manager	Core Budget	0.00	0.00	14,405.00
City Manager	FY 23-24 One Time-Alcohol License	0.00	0.00	1,900.00

001-5-4502-31410	ProfSrv-Sftware Mnt	0.00	0.00	316.00	316.00	0.00	316.00	316.00
Budget Notes								
Budget Code	**Subject**	**Description**						
City Manager	Software maint	POS card reader						
001-5-4502-31425	Prof. Services-GPS	192.00	192.00	192.00	208.00	176.00	208.00	192.00

		2021 Total Activity	2022 Total Activity	2023 Original Budget	2023 Total Budget (Amended)	2023 YTD Activity	2023 Expected Annual	2024 City Manager Proposed
Budget Notes								
Budget Code	**Subject**	**Description**						
City Manager	Prof services gps	Not sure						
001-5-4502-31500	Printing & Publishing	954.85	724.53	768.00	768.00	183.06	768.00	768.00
Budget Notes								
Budget Code	**Subject**	**Description**						
City Manager	Printing & Publishing	Printing score cards						
001-5-4502-31600	Training & Travel	170.00	2,760.62	1,440.00	740.00	8.99	700.00	1,440.00
Budget Notes								
Budget Code	**Subject**	**Description**						
City Manager	Training and Travel	Texas dept of Ag CEU's Irrigation CEU's						
001-5-4502-31800	Equipment Rent	0.00	1,675.38	950.00	4,750.00	3,800.00	4,750.00	1,000.00
Budget Notes								
Budget Code	**Subject**	**Description**						
City Manager	Equipment rental	Equipment rental						

Budget Detail

Budget Code	**Description**	**Units**	**Price**	**Amount**
City Manager	CM increased funding-Perm	0.00	0.00	50.00
City Manager	Core Budget	0.00	0.00	950.00

001-5-4502-31900	Catering	0.00	0.00	0.00	28.68	62.57	28.62	50.00

Budget Detail

Budget Code	**Description**	**Units**	**Price**	**Amount**
City Manager	Increased Core Budget	0.00	0.00	50.00

001-5-4502-32100	State Fees	2,129.00	540.38	500.00	500.00	365.29	500.00	500.00
Budget Notes								
Budget Code	**Subject**	**Description**						
City Manager	State fees	Renewal of applicator and irrigation license						
001-5-4502-32300	Utilities	28,320.64	54,129.09	52,000.00	51,054.40	29,635.02	50,986.25	43,000.00
Budget Notes								
Budget Code	**Subject**	**Description**						
City Manager	Utilities	Electric bill						

Budget Detail

Budget Code	**Description**	**Units**	**Price**	**Amount**
City Manager	GEXA-Electric	12.00	4,166.75	50,001.00

			2021 Total Activity	2022 Total Activity	2023 Original Budget	2023 Total Budget (Amended)	2023 YTD Activity	2023 Expected Annual	2024 City Manager Proposed
City Manager	Reduction Per CM	0.00	0.00	-7,000.00					
City Manager	Rounding	0.00	0.00	-1.00					
001-5-4502-32400	Laundry		755.74	890.80	750.00	750.00	807.11	750.00	900.00
Budget Notes									
Budget Code	**Subject**	**Description**							
City Manager	Laundry	Uniforms washed							
Budget Detail									
Budget Code	**Description**	**Units**	**Price**	**Amount**					
City Manager	Core	0.00	0.00	750.00					
City Manager	Increase Per CM	0.00	0.00	150.00					
001-5-4502-34200	CC Discount Fees		6,802.41	6,787.59	5,500.00	4,709.58	5,468.94	4,560.73	_____
Budget Notes									
Budget Code	**Subject**	**Description**							
City Manager	cc Disc fees	Credit card fees							
	Category: 30 - Services Total:		**52,301.55**	**82,476.02**	**83,107.00**	**75,316.73**	**50,450.00**	**75,059.67**	**61,748.00**
Category: 40 - Repairs									
001-5-4502-41100	Vehicle Maintenance		132.30	0.00	1,500.00	1,500.00	0.00	1,500.00	1,500.00
Budget Notes									
Budget Code	**Subject**	**Description**							
City Manager	Vehicle maint.	Maint on truck, oil, wipers							
001-5-4502-41400	Equipment Maintenance		6,359.08	4,329.61	4,000.00	5,500.00	4,268.29	5,500.00	5,500.00
Budget Notes									
Budget Code	**Subject**	**Description**							
City Manager	Equipment maint	Equip maint							
Budget Detail									
Budget Code	**Description**	**Units**	**Price**	**Amount**					
City Manager	Core	0.00	0.00	4,000.00					
City Manager	Increase Per CM	0.00	0.00	1,500.00					
	Category: 40 - Repairs Total:		**6,491.38**	**4,329.61**	**5,500.00**	**7,000.00**	**4,268.29**	**7,000.00**	**7,000.00**
Category: 50 - Maintenance									
001-5-4502-51100	Building Maintenance		911.36	458.00	960.00	960.00	0.00	960.00	960.00
Budget Notes									
Budget Code	**Subject**	**Description**							
City Manager	Building maint	ac filters, ice machine filters, mops, brooms							

		2021 Total Activity	2022 Total Activity	2023 Original Budget	2023 Total Budget (Amended)	2023 YTD Activity	2023 Expected Annual	2024 City Manager Proposed
001-5-4502-59100	Grounds & Perm Fixtures	7,003.01	10,021.58	9,095.00	975.00	975.00	2,095.00	9,095.00

Budget Notes

Budget Code	Subject	Description
City Manager	Grounds and perm fixtures	AC units, ice machine

Category: 50 - Maintenance Total:	**7,914.37**	**10,479.58**	**10,055.00**	**1,935.00**	**975.00**	**3,055.00**	**10,055.00**

Category: 60 - Leases

001-5-4502-64100	Operating Lease	33,540.80	31,212.46	31,244.00	38,638.00	36,010.56	38,637.77	40,000.00

Budget Notes

Budget Code	Subject	Description
City Manager	Operating lease	Lease on old equipment
City Manager	Yamaha New Lease	45 New Golf Carts 48 month lease @ $4,225.50 1 Utility Car - 48 month lease @ $200

Budget Detail

Budget Code	Description	Units	Price	Amount
City Manager	Golf Carts New Lease	12.00	4,225.50	50,706.00
City Manager	One New Utility Cart	12.00	200.00	2,400.00
City Manager	Printer Lease	12.00	78.00	936.00
City Manager	Property Tax	0.00	0.00	3,300.00
City Manager	Reduction Per CM	0.00	0.00	-17,342.00

001-5-4502-64200	Capital Lease - Principle	23,719.27	24,514.30	21,354.00	21,354.00	19,512.34	21,354.00	1,032.00

Budget Notes

Budget Code	Subject	Description
City Manager	Capital lease - Principle	Yamaha - Range Picker FY 22-23 - 12 mos @ $147.30 = $1,770 rounded FY 23-24 - 7 mos @ $147.30 = $1,032 rounded

Budget Detail

Budget Code	Description	Units	Price	Amount
City Manager	Range Picker	7.00	147.30	1,031.10
City Manager	Rounding	0.00	0.00	0.90

001-5-4502-64201	Capital Lease - Interest	1,934.21	1,139.18	322.00	322.00	315.36	322.00	90.00

Budget Notes

Budget Code	Subject	Description
City Manager	Capital lease - Interest	Lease

			2021 Total Activity	2022 Total Activity	2023 Original Budget	2023 Total Budget (Amended)	2023 YTD Activity	2023 Expected Annual	2024 City Manager Proposed
Budget Detail									
Budget Code	**Description**	**Units**	**Price**	**Amount**					
City Manager	Range Picker-Interest	0.00	0.00	90.00					
	Category: 60 - Leases Total:		**59,194.28**	**56,865.94**	**52,920.00**	**60,314.00**	**55,838.26**	**60,313.77**	**41,122.00**
Category: 70 - Capital Outlay									
001-5-4502-71215	Golf Course Projects		0.00	0.00	0.00	259,500.00	259,520.00	259,520.00	
	Category: 70 - Capital Outlay Total:		**0.00**	**0.00**	**0.00**	**259,500.00**	**259,520.00**	**259,520.00**	**0.00**
Division: 4502 - L.E. Ramey Golf Course Maintenance Total:			**419,621.46**	**478,873.15**	**446,223.00**	**705,232.99**	**628,858.54**	**707,139.71**	**487,409.00**
Division: 4503 - Parks Maintenance									
Category: 10 - Personnel Services									
001-5-4503-11100	Salaries & Wages		160,091.34	200,855.29	266,551.00	267,337.89	219,367.51	267,334.89	325,218.00
Budget Detail									
Budget Code	**Description**	**Units**	**Price**	**Amount**					
City Manager	(2) Equip Oper & Foreman	0.00	0.00	100,443.25					
City Manager	(7) Maintenance Workers	0.00	0.00	171,415.87					
City Manager	Additional	0.00	0.00	43,685.77					
City Manager	Anniversary Increases	0.00	0.00	5,922.84					
City Manager	YE 9 day accrual less PY credit	0.00	0.00	3,750.27					
001-5-4503-11200	Overtime		14,033.20	14,911.86	20,638.00	19,851.11	13,674.10	14,647.26	20,682.00
Budget Detail									
Budget Code	**Description**	**Units**	**Price**	**Amount**					
City Manager	Core Budget	0.00	0.00	20,581.00					
City Manager	YE 9 day accrual less PY credit	0.00	0.00	101.00					
001-5-4503-11301	Longevity - Non Civil Service		685.02	1,369.83	2,046.00	2,046.00	1,473.39	1,779.15	2,255.00
Budget Detail									
Budget Code	**Description**	**Units**	**Price**	**Amount**					
City Manager	41 Years of Service	41.00	60.00	2,460.00					
City Manager	Reduction	0.00	0.00	-240.00					
City Manager	YE 9 day accrual less PY credit	0.00	0.00	35.00					
001-5-4503-11400	Retirement - TMRS		15,936.54	17,095.28	23,545.00	23,545.00	19,087.04	23,221.68	31,632.00
Budget Detail									
Budget Code	**Description**	**Units**	**Price**	**Amount**					
City Manager	Additional	0.00	0.00	3,208.00					
City Manager	Total Salaries @ 9.09%	308,978.74	0.09	28,086.17					
City Manager	YE 9 day accrual less PY credit	0.00	0.00	337.83					

			2021 Total Activity	2022 Total Activity	2023 Original Budget	2023 Total Budget (Amended)	2023 YTD Activity	2023 Expected Annual	2024 City Manager Proposed
001-5-4503-11500	FICA		13,979.78	15,831.35	22,127.00	22,127.00	17,084.48	20,759.60	26,666.00
Budget Detail									
Budget Code	**Description**	**Units**	**Price**	**Amount**					
City Manager	Additional	0.00	0.00	2,700.00					
City Manager	Total Salaries @ 7.65%	308,978.74	0.08	23,636.87					
City Manager	YE 9 day accrual less PY credit	0.00	0.00	329.13					
001-5-4503-11600	Group Health Insurance		59,585.00	56,310.00	54,084.00	54,084.00	52,300.48	52,300.48	71,269.00
Budget Detail									
Budget Code	**Description**	**Units**	**Price**	**Amount**					
City Manager	(1) HMO Plan	0.00	0.00	6,679.00					
City Manager	(3) EPO Plans	0.00	0.00	36,996.00					
City Manager	(3) PPO Plans	0.00	0.00	27,761.00					
City Manager	Reduction	0.00	0.00	-167.00					
001-5-4503-11700	Workers' Compensation		2,250.12	3,060.87	4,154.00	4,154.00	3,170.25	3,952.23	7,932.00
Budget Detail									
Budget Code	**Description**	**Units**	**Price**	**Amount**					
City Manager	(10) WC Code 9102-Total Salaries divided by	3,089.79	3.60	11,123.24					
City Manager	Additional	0.00	0.00	3,482.00					
City Manager	Less Experience Modifiers	11,123.24	-0.50	-5,561.62					
City Manager	Less Fund Discount	5,561.62	-0.20	-1,112.32					
City Manager	Whole Dollar Rounding	0.00	0.00	0.70					
001-5-4503-11800	Unemployment Compensation		1,910.97	201.31	2,521.00	2,521.00	93.11	254.30	860.00
Budget Detail									
Budget Code	**Description**	**Units**	**Price**	**Amount**					
City Manager	(10) Employess @ $86	10.00	86.00	860.00					
001-5-4503-12300	Life Insurance		337.50	351.90	507.00	507.00	408.24	446.94	603.00
Budget Detail									
Budget Code	**Description**	**Units**	**Price**	**Amount**					
City Manager	Additional	0.00	0.00	65.00					
City Manager	Base Coverage	249,000.00	0.00	44.82					
City Manager	Base Coverate Rate for remaining 11 months	11.00	44.82	493.02					
City Manager	Whole Dollar Rounding	0.00	0.00	0.16					
001-5-4503-13100	Hazard Pay		1,900.00	0.00	0.00	0.00	0.00		
	Category: 10 - Personnel Services Total:		**270,709.47**	**309,987.69**	**396,173.00**	**396,173.00**	**326,658.60**	**384,696.53**	**487,117.00**

		2021 Total Activity	2022 Total Activity	2023 Original Budget	2023 Total Budget (Amended)	2023 YTD Activity	2023 Expected Annual	2024 City Manager Proposed
Category: 20 - Supplies								
001-5-4503-21100	Supplies	10,426.84	12,911.90	8,640.00	10,000.00	9,579.43	10,000.00	10,000.00

Budget Notes

Budget Code	Subject	Description
City Manager	supplies	account used for purchase of various materials and/or supplies for repairs, upgrades and maintenance of parks....screws, lumber, irrigation, fencing material, building maintenance, restroom facility maintenance

Budget Detail

Budget Code	Description	Units	Price	Amount
City Manager	CM increased funding-Perm	0.00	0.00	360.00
City Manager	Core Budget	0.00	0.00	8,640.00
City Manager	Increase Per CM	0.00	0.00	1,000.00

001-5-4503-21200	Uniforms & Personal Wear	333.34	468.13	1,224.00	1,224.00	904.94	1,224.00	1,224.00

Budget Notes

Budget Code	Subject	Description
City Manager	uniforms/personal wear	account used to purchase PPE. safety glasses, gloves, vests, hard hats, face guards

001-5-4503-21400	Chemicals	72.88	0.00	0.00	0.00	0.00		
001-5-4503-21401	Pool Chemicals	39.96	0.00	0.00	0.00	0.00		
001-5-4503-21402	Weed Control Chemicals	1,083.80	1,371.28	1,900.00	1,200.00	857.04	1,200.00	1,900.00

Budget Notes

Budget Code	Subject	Description
City Manager	weed chemicals	account used to purchase round up for application at playgrounds, parking lots, curbs/gutters, fence lines on ballfields

001-5-4503-21403	Pesticide Chemicals	1,944.37	1,437.88	1,500.00	2,500.00	2,133.25	2,500.00	2,000.00

Budget Notes

Budget Code	Subject	Description
City Manager	pesticides	account used to purchase bee/wasp spray to be used throughout parks, mosquito spray for our employees, ant killer at parks play areas and sports

Budget Detail

Budget Code	Description	Units	Price	Amount
City Manager	Core	0.00	0.00	1,500.00
City Manager	Increase Per CM	0.00	0.00	500.00

001-5-4503-21404	Fertilizer	439.90	0.00	1,000.00	2,000.00	1,397.45	2,000.00	1,500.00

Budget Notes

Budget Code	Subject	Description
City Manager	fertilizer	account used to purchase fertilizer for all sports fields

			2021 Total Activity	2022 Total Activity	2023 Original Budget	2023 Total Budget (Amended)	2023 YTD Activity	2023 Expected Annual	2024 City Manager Proposed
Budget Detail									
Budget Code	**Description**	**Units**	**Price**	**Amount**					
City Manager	Core	0.00	0.00	1,000.00					
City Manager	Increase Per CM	0.00	0.00	500.00					
001-5-4503-21500	Motor Gas & Oil		16,355.78	26,137.36	28,000.00	26,458.79	18,774.24	25,347.67	24,000.00
Budget Notes									
Budget Code	**Subject**	**Description**							
City Manager	motor gas/oil	account used to purchase fuel and oil for park mowers, tractor, gators and trucks							
Budget Detail									
Budget Code	**Description**	**Units**	**Price**	**Amount**					
City Manager	Gas Allocation	12.00	2,200.00	26,400.00					
City Manager	Oil Allocation	12.00	150.00	1,800.00					
City Manager	Reduction Per CM	0.00	0.00	-4,200.00					
001-5-4503-21700	Minor Eq/Furniture		15,956.52	7,448.40	11,230.00	11,230.00	11,131.91	11,230.00	11,230.00
Budget Notes									
Budget Code	**Subject**	**Description**							
City Manager	minor equip/furniture	account used to purchase weedeaters, pole saws, various hand tools, toilet/sink replacements at parks, bases for ball fields, chalkers/strippers for ballfields, shovels/rakes/landscaping tools							
	Category: 20 - Supplies Total:		**46,653.39**	**49,774.95**	**53,494.00**	**54,612.79**	**44,778.26**	**53,501.67**	**51,854.00**
Category: 30 - Services									
001-5-4503-31100	Communications		11,472.19	11,796.06	11,808.00	12,719.02	10,779.49	12,719.02	12,636.00
Budget Detail									
Budget Code	**Description**	**Units**	**Price**	**Amount**					
City Manager	AT&T	12.00	47.00	564.00					
City Manager	MITEL	12.00	275.00	3,300.00					
City Manager	Telecom	12.00	400.00	4,800.00					
City Manager	Telecom	12.00	162.00	1,944.00					
City Manager	Verizon	12.00	169.00	2,028.00					
001-5-4503-31300	Postage		119.28	0.00	50.00	0.00	0.00		
001-5-4503-31400	Professional Services		6,277.60	5,222.64	4,220.00	4,220.00	3,503.28	4,220.00	4,270.00
Budget Notes									
Budget Code	**Subject**	**Description**							
City Manager	prof. services	account used for professional plumbers, electricians, concrete transport							
001-5-4503-31425	Prof. Services-GPS		1,152.00	1,152.00	960.00	1,248.00	1,056.00	1,248.00	1,152.00

		2021 Total Activity	2022 Total Activity	2023 Original Budget	2023 Total Budget (Amended)	2023 YTD Activity	2023 Expected Annual	2024 City Manager Proposed
Budget Notes								
Budget Code	**Subject**	**Description**						
City Manager	prof. svc - gps	account used to for gps on park vehicles						
Budget Detail								
Budget Code	**Description**	**Units**	**Price**	**Amount**				
City Manager	Core	0.00	0.00	960.00				
City Manager	Increase Per CM	0.00	0.00	192.00				
001-5-4503-31499	Recreational Programs		317.11	0.00	0.00	0.00	0.00	
001-5-4503-31500	Printing and Publishing		0.00	1,002.27	0.00	0.00	1,114.87	1,111.12	1,110.00
Budget Detail								
Budget Code	**Description**	**Units**	**Price**	**Amount**				
City Manager	Copy Overages-CM increased funding-Perm	0.00	0.00	1,110.00				
001-5-4503-31600	Training and Travel		180.00	40.00	800.00	800.00	650.38	800.00	800.00
Budget Notes								
Budget Code	**Subject**	**Description**						
City Manager	training and travel	account used for training and travel for maintenance staff						
001-5-4503-31700	Membership and Dues		0.00	176.94	77.00	100.00	100.00	100.00	100.00
Budget Notes								
Budget Code	**Subject**	**Description**						
City Manager	membership and dues	account used for membership and dues for park forman						
Budget Detail								
Budget Code	**Description**	**Units**	**Price**	**Amount**				
City Manager	Core	0.00	0.00	77.00				
City Manager	Increase Per CM	0.00	0.00	23.00				
001-5-4503-31800	Equipment Rent		100.00	0.00	2,420.00	2,420.00	766.44	2,420.00	2,000.00
Budget Notes								
Budget Code	**Subject**	**Description**						
City Manager	equipment rental	account used for rental of tools, man lift, scaffolds						
Budget Detail								
Budget Code	**Description**	**Units**	**Price**	**Amount**				
City Manager	Core	0.00	0.00	2,420.00				
City Manager	Reduction Per CM	0.00	0.00	-420.00				
001-5-4503-32100	State Fees		63.24	62.13	100.00	100.00	63.02	100.00	100.00

		2021 Total Activity	2022 Total Activity	2023 Original Budget	2023 Total Budget (Amended)	2023 YTD Activity	2023 Expected Annual	2024 City Manager Proposed
Budget Notes								
Budget Code	**Subject**	**Description**						
City Manager	state fees	account used to pay fees from TCEQ						
001-5-4503-32400	Laundry	2,151.13	2,342.48	2,100.00	2,297.14	1,975.62	2,297.14	2,100.00
Budget Notes								
Budget Code	**Subject**	**Description**						
City Manager	laundry	account used for park maintenance laundry services						
	Category: 30 - Services Total:	**21,832.55**	**21,794.52**	**22,535.00**	**23,904.16**	**20,009.10**	**25,015.28**	**24,268.00**
Category: 40 - Repairs								
001-5-4503-41100	Vehicle Maintenance	9,182.42	2,089.27	4,320.00	4,320.00	4,898.80	4,320.00	4,320.00
Budget Notes								
Budget Code	**Subject**	**Description**						
City Manager	vehicle maintenance	account used to repair and maintenance aging vehicles						
001-5-4503-41400	Equipment Maintenance	8,808.03	8,483.28	8,640.00	11,738.63	9,494.10	11,738.63	8,750.00
Budget Notes								
Budget Code	**Subject**	**Description**						
City Manager	equip maintenance	account used to repair and maintenance aging equipment; mowers, gators, tractor						

Budget Detail

Budget Code	**Description**	**Units**	**Price**	**Amount**
City Manager	Core	0.00	0.00	8,640.00
City Manager	Increase Per CM	0.00	0.00	110.00

	Category: 40 - Repairs Total:	**17,990.45**	**10,572.55**	**12,960.00**	**16,058.63**	**14,392.90**	**16,058.63**	**13,070.00**
Category: 50 - Maintenance								
001-5-4503-51100	Building Maintenance	0.00	244.24	240.00	240.00	99.50	240.00	240.00
Budget Notes								
Budget Code	**Subject**	**Description**						
City Manager	building maintenance	account used for minor repairs and maintenance of parks office, shop and restroom facilities						
001-5-4503-59100	Grounds & Perm Fixtures	20,839.92	16,131.22	0.00	1,640.00	1,009.00	1,640.00	
001-5-4503-59110	Brookshire Park-1	867.41	168.05	480.00	480.00	494.61	480.00	480.00
Budget Notes								
Budget Code	**Subject**	**Description**						
City Manager	Brookshire park -1	account used to repair damage to playground, replace swings, replace basketball nets, repair picnic tables						
001-5-4503-59111	Brookshire Park-Pool	1,086.56	1,445.00	1,440.00	1,440.00	902.49	1,440.00	1,440.00

		2021 Total Activity	2022 Total Activity	2023 Original Budget	2023 Total Budget (Amended)	2023 YTD Activity	2023 Expected Annual	2024 City Manager Proposed
Budget Notes								
Budget Code	**Subject**	**Description**						
City Manager	brookshire park -pool	account used to maintain pump room, guard room, restroom, guard stands, kiddie pool sprayers						
001-5-4503-59113	Dick Kleberg Park	21,152.32	6,397.44	6,048.00	6,048.00	5,523.88	6,048.00	6,048.00
Budget Notes								
Budget Code	**Subject**	**Description**						
City Manager	Dick Kleberg Park	account used for repairs, maintenance to picnic tables/bbq pits, irrigation, restroom facilities, all sports fields, shop, concession stands/pressbox						
001-5-4503-59114	Flato Park	830.44	255.08	480.00	480.00	145.91	480.00	480.00
Budget Notes								
Budget Code	**Subject**	**Description**						
City Manager	Flato park	account used for repairs, maintenance to picnic tables/bbq pits,vandalism on park amenities, replace swings						
001-5-4503-59115	Flores Park	799.47	478.32	480.00	480.00	352.26	480.00	480.00
Budget Notes								
Budget Code	**Subject**	**Description**						
City Manager	Flores park	account used for repairs, maintenance to picnic tables/bbq pits,vandalism on park amenities, replace swings, replace basketball nets/boards, irrigation repair and maintenance, splash pad maintenance, restroom facility maintenance						
001-5-4503-59116	Thompson Park	900.64	251.34	480.00	438.42	59.80	378.62	480.00
Budget Notes								
Budget Code	**Subject**	**Description**						
City Manager	Thompson park	account used for repairs, maintenance to picnic tables/bbq pits,vandalism on park amenities, replace swings, replace basketball nets/boards, irrigation repair and maintenance, restroom facility maintenance						
001-5-4503-59117	Dog Park	428.96	417.70	480.00	714.77	514.77	714.77	480.00
Budget Notes								
Budget Code	**Subject**	**Description**						
City Manager	dog park	account used for repairs to doors, purchase doggie poop bags, trash bags, repairs/maintenance of dog activity amenities						
	Category: 50 - Maintenance Total:	**46,905.72**	**25,788.39**	**10,128.00**	**11,961.19**	**9,102.22**	**11,901.39**	**10,128.00**
Category: 60 - Leases								
001-5-4503-64100	Operating Lease	3,254.27	3,342.24	3,346.00	3,550.23	3,034.33	3,550.23	3,296.00

Budget Detail

Budget Code	Description	Units	Price	Amount
City Manager	Copier Lease	12.00	258.00	3,096.00
City Manager	Property Tax	0.00	0.00	200.00

Category: 60 - Leases Total:	**3,254.27**	**3,342.24**	**3,346.00**	**3,550.23**	**3,034.33**	**3,550.23**	**3,296.00**

		2021 Total Activity	2022 Total Activity	2023 Original Budget	2023 Total Budget (Amended)	2023 YTD Activity	2023 Expected Annual	2024 City Manager Proposed
Category: 70 - Capital Outlay								
001-5-4503-71200	Machinery/Equipment	5,500.00	0.00	0.00	0.00	0.00		
001-5-4503-71300	Building	0.00	0.00	10,000.00	10,000.00	7,276.50	8,050.23	
001-5-4503-71309	Parks-Dog Park	2,814.02	0.00	0.00	0.00	0.00		
	Category: 70 - Capital Outlay Total:	**8,314.02**	**0.00**	**10,000.00**	**10,000.00**	**7,276.50**	**8,050.23**	**0.00**
	Division: 4503 - Parks Maintenance Total:	**415,659.87**	**421,260.34**	**508,636.00**	**516,260.00**	**425,251.91**	**502,773.96**	**589,733.00**
Division: 4512 - Golf Course-Pro Shop								
Category: 10 - Personnel Services								
001-5-4512-11100	Salaries & Wages	106,482.84	121,061.56	125,513.00	133,841.14	108,978.34	133,841.14	150,912.00

Budget Detail

Budget Code	Description	Units	Price	Amount
City Manager	Additional	0.00	0.00	16,147.34
City Manager	Anniversary Increases	0.00	0.00	341.40
City Manager	Superintendent & (3) Pro Shop Attendants	0.00	0.00	133,244.80
City Manager	YE 9 day accrual less Py credit	0.00	0.00	1,178.46

001-5-4512-11200	Overtime	3,033.87	6,535.77	2,006.00	3,263.10	5,901.73	3,263.10	2,032.00

Budget Detail

Budget Code	Description	Units	Price	Amount
City Manager	Core Budget	0.00	0.00	2,000.00
City Manager	YE 9 day accrual less PY credit	0.00	0.00	32.00

001-5-4512-11301	Longevity - Non Civil Service	346.02	609.44	843.00	817.95	635.64	817.95	664.00

Budget Detail

Budget Code	Description	Units	Price	Amount
City Manager	11 Years of Service	11.00	60.00	660.00
City Manager	YE 9 day accrual less PY credit	0.00	0.00	4.00

001-5-4512-11400	Retirement - TMRS	8,162.15	8,988.60	7,264.00	11,051.52	9,055.17	11,051.52	13,925.00

Budget Detail

Budget Code	Description	Units	Price	Amount
City Manager	Additional	0.00	0.00	1,028.00
City Manager	Total Salaries @ 9.09%	141,083.86	0.09	12,824.52
City Manager	YE 9 day accrual less PY credit	0.00	0.00	72.48

001-5-4512-11500	FICA	8,339.10	9,497.02	9,885.00	10,228.81	8,572.96	10,228.81	11,759.00

Budget Detail

Budget Code	Description	Units	Price	Amount
City Manager	Additional	0.00	0.00	866.00

			2021 Total Activity	2022 Total Activity	2023 Original Budget	2023 Total Budget (Amended)	2023 YTD Activity	2023 Expected Annual	2024 City Manager Proposed
City Manager	Total Salaries @ 7.65%	141,083.86	0.08	10,792.92					
City Manager	YE 9 day accrual	0.00	0.00	100.08					
001-5-4512-11600	Group Health Insurance		14,135.00	30,822.00	28,485.00	24,800.93	18,592.25	18,592.25	24,835.00
Budget Detail									
Budget Code	**Description**	**Units**	**Price**	**Amount**					
City Manager	(2) PPO Plans	0.00	0.00	24,835.00					
001-5-4512-11700	Workers' Compensation		1,476.22	2,059.04	2,078.00	2,104.94	1,755.90	2,104.94	3,931.00
Budget Detail									
Budget Code	**Description**	**Units**	**Price**	**Amount**					
City Manager	(4) WC Code 9060-Total Salaries divided by 1	1,410.84	4.03	5,685.69					
City Manager	Additional	0.00	0.00	1,656.00					
City Manager	Less Experience Modifier	5,685.69	-0.50	-2,842.84					
City Manager	Less Fund Discount	2,842.85	-0.20	-568.57					
City Manager	Whole Dollar Rounding	0.00	0.00	0.72					
001-5-4512-11800	Unemployment Compensation		1,314.49	52.61	1,011.00	74.10	37.81	74.10	344.00
Budget Detail									
Budget Code	**Description**	**Units**	**Price**	**Amount**					
City Manager	(4) Employees @ $86	4.00	86.00	344.00					
001-5-4512-12200	Certification Pay		0.00	821.85	843.00	843.00	697.19	842.63	
001-5-4512-12300	Life Insurance		146.52	161.64	215.00	215.00	153.90	167.94	184.00
Budget Detail									
Budget Code	**Description**	**Units**	**Price**	**Amount**					
City Manager	(1) Max Coverage	1.00	108.00	108.00					
City Manager	Additional	0.00	0.00	9.00					
City Manager	Base Coverage	31,000.00	0.00	5.58					
City Manager	Base Coverage Rate for remaining 11 month	11.00	5.58	61.38					
City Manager	Whole Dollar Rounding	0.00	0.00	0.04					
001-5-4512-13100	Hazard Pay		750.00	0.00	0.00	0.00	0.00		
	Category: 10 - Personnel Services Total:		**144,186.21**	**180,609.53**	**178,143.00**	**187,240.49**	**154,380.89**	**180,984.38**	**208,586.00**
	Division: 4512 - Golf Course-Pro Shop Total:		**144,186.21**	**180,609.53**	**178,143.00**	**187,240.49**	**154,380.89**	**180,984.38**	**208,586.00**

		2021 Total Activity	2022 Total Activity	2023 Original Budget	2023 Total Budget (Amended)	2023 YTD Activity	2023 Expected Annual	2024 City Manager Proposed
Division: 4513 - Parks-Recreational Programs								
Category: 10 - Personnel Services								
001-5-4513-11100	Salaries & Wages	59,782.09	77,811.14	105,272.00	109,088.54	81,309.28	109,088.54	159,169.00

Budget Detail

Budget Code	Description	Units	Price	Amount
City Manager	Additional	0.00	0.00	4,487.16
City Manager	Recreational Workers	0.00	0.00	152,872.00
City Manager	YE 9 day accrual less PY credit	0.00	0.00	1,809.84

001-5-4513-11200	Overtime	4,544.40	2,210.79	0.00	1,881.89	5,821.04	1,881.89	
001-5-4513-11301	Longevity - Non Civil Service	0.00	0.00	60.00	0.00	0.00		62.00

Budget Detail

Budget Code	Description	Units	Price	Amount
City Manager	1 Year of Service	1.00	60.00	60.00
City Manager	YE 9 day accrual less PY credit	0.00	0.00	2.00

001-5-4513-11400	Retirement - TMRS	0.00	12.81	0.00	657.53	167.52	657.53	
001-5-4513-11500	FICA	4,921.00	6,120.71	8,058.00	4,549.40	6,658.05	4,549.40	12,182.00

Budget Detail

Budget Code	Description	Units	Price	Amount
City Manager	Additional	0.00	0.00	314.00
City Manager	Total Salaries @ 7.65%	153,326.16	0.08	11,729.45
City Manager	YE 9 day accrual less PY credit	0.00	0.00	138.55

001-5-4513-11600	Group Health Insurance	0.00	77.00	0.00	0.00	361.91	361.91	
001-5-4513-11700	Workers' Compensation	741.26	1,183.55	1,517.00	926.25	1,044.83	524.97	3,627.00

Budget Detail

Budget Code	Description	Units	Price	Amount
City Manager	Additional	0.00	0.00	1,419.00
City Manager	Less Experience Modifier	5,519.74	-0.50	-2,759.87
City Manager	Less Fund Discount	2,759.87	-0.20	-551.97
City Manager	WC Code 9102-Total Salaries divided by 100	1,533.26	3.60	5,519.74
City Manager	Whole Dollar Rounding	0.00	0.00	0.10

001-5-4513-11800	Unemployment Compensation	1,777.10	169.43	2,520.00	182.44	86.16	43.71	2,814.00

Budget Detail

Budget Code	Description	Units	Price	Amount
City Manager	(32) Employees @ $86	32.00	86.00	2,752.00

			2021 Total Activity	2022 Total Activity	2023 Original Budget	2023 Total Budget (Amended)	2023 YTD Activity	2023 Expected Annual	2024 City Manager Proposed
City Manager	YE 9 day accrual less PY credit	0.00	0.00	62.00					
Category: 10 - Personnel Services Total:			**71,765.85**	**87,585.43**	**117,427.00**	**117,286.05**	**95,448.79**	**117,107.95**	**177,854.00**
Category: 20 - Supplies									
001-5-4513-21100	Supplies		1,404.82	3,320.22	1,248.00	1,248.00	3,102.36	1,466.64	1,248.00

Budget Notes

Budget Code	**Subject**	**Description**
City Manager	rec supplies	notebooks, copy paper, office supplies, craft supplies, needed at office, pool and events for registration, storage, labeling, creating ads etc for all our programming and adult softball and pool.

001-5-4513-21200	Uniforms & Personal Wear		0.00	90.00	880.00	880.00	294.41	880.00	880.00

Budget Notes

Budget Code	**Subject**	**Description**
City Manager	rec uniforms	tshirts for pool staff and rec staff for working at least 3/4 days per week during summer and for several events during the year. We are just now completing hiring so budget numbers do not reflect purchases we are working on right now. 18 pool staff and 10 rec staff 28 x 2 = 56 x 15 = $840 I want to get caps this year and will get through donations for both pool and rec for extra sun protection.

001-5-4513-21401	Pool Chemicals		14,944.61	22,641.14	15,500.00	15,500.00	15,057.31	15,500.00	15,500.00

Budget Notes

Budget Code	**Subject**	**Description**
City Manager	rec pool chemicals	We have been advised that pool chemicals will be going up 30% this summer. we will be submitting a supplemental for that for this line item

001-5-4513-21700	Minor Equip/Furniture		3,790.32	1,210.60	200.00	200.00	805.73	735.85	1,000.00

Budget Notes

Budget Code	**Subject**	**Description**
City Manager	rec minor equipment	sound, lifesaving/pool furniture, signage, video equipment, screen for movies and projector, storage shelves, large game equipment etc, scoreboard controls, furniture for pressboxes, air conditioners, refrigerators, freezers. for pressboxes, programming and events we will be submitting supplemental for some of these things

Budget Detail

Budget Code	**Description**	**Units**	**Price**	**Amount**
City Manager	Core	0.00	0.00	200.00
City Manager	Increase Per CM	0.00	0.00	800.00

001-5-4513-22401	Safety / First Aid		300.00	1,587.35	217.00	217.00	442.93	217.00	500.00

		2021 Total Activity	2022 Total Activity	2023 Original Budget	2023 Total Budget (Amended)	2023 YTD Activity	2023 Expected Annual	2024 City Manager Proposed
Budget Notes								
Budget Code	**Subject**	**Description**						
City Manager	safety first aid rec	lifeguard fanny packs with whistle/mask, solar blanket, first aid kits for rec and pool and sports pressboxes will need additional funds for fanny packs and first aid kids						
Budget Detail								
Budget Code	**Description**	**Units**	**Price**	**Amount**				
City Manager	Core	0.00	0.00	217.00				
City Manager	Increase Per CM	0.00	0.00	283.00				
	Category: 20 - Supplies Total:	**20,439.75**	**28,849.31**	**18,045.00**	**18,045.00**	**19,702.74**	**18,799.49**	**19,128.00**
Category: 30 - Services								
001-5-4513-31100	Communications	0.00	0.00	0.00	140.95	369.15	140.95	900.00
Budget Detail								
Budget Code	**Description**	**Units**	**Price**	**Amount**				
City Manager	Verizon	12.00	75.00	900.00				
001-5-4513-31400	Professional Services	5,327.72	8,970.00	7,680.00	9,180.00	9,138.95	9,180.00	7,680.00
Budget Notes								
Budget Code	**Subject**	**Description**						
City Manager	prof services rec	We contract instructors for lifeguard and water safety instructor certifications, first aid for rec staff, photographers for some events dj's for some events skid o cans for some events entertainers, class instructors, education outreach organizations for our events and camps transportation for field trips etc. inflatables and attrractions are sometimes paid from this account						
001-5-4513-31441	Special Events & Festivals	7,398.70	6,594.39	6,500.00	13,975.00	13,763.61	13,975.00	6,500.00

			2021 Total Activity	2022 Total Activity	2023 Original Budget	2023 Total Budget (Amended)	2023 YTD Activity	2023 Expected Annual	2024 City Manager Proposed
Budget Notes									
Budget Code	**Subject**	**Description**							
City Manager	rec special events	Participation in the following events Butterfly Blitz Ranch Hand Festival La Posada Childrens Day MLK Taste of Soul Air Show? Festival de la Loteria Juneteenth 4th of July Funding for these events are supplemented by the Healthy Family Event Sponsors							
001-5-4513-31495	5k Event		788.00	1,230.80	1,000.00	1,000.00	662.42	1,000.00	1,000.00
Budget Notes									
Budget Code	**Subject**	**Description**							
City Manager	rec 5k	Monarch 5k Ugly Sweater color run Pot o gold run Summer Mud Run Summer glow run possible cross country at the golf course							
001-5-4513-31496	Track Team		1,854.00	1,000.00	900.00	900.00	900.00	900.00	900.00
Budget Notes									
Budget Code	**Subject**	**Description**							
City Manager	Summer track team	City sponsorship of Summer Track Team							
001-5-4513-31497	Swim Team		1,316.00	0.00	900.00	900.00	0.00	900.00	900.00
Budget Notes									
Budget Code	**Subject**	**Description**							
City Manager	Swim Team	city Sponsorship of Summer swim team							
001-5-4513-31498	Adult Softball League		0.00	5,485.24	5,000.00	8,000.00	5,240.07	8,000.00	5,000.00
Budget Notes									
Budget Code	**Subject**	**Description**							
City Manager	adult softball league	usually have 6 sessions per year. we were off this year to the work schedule of our manager. will build back up and will need supplements but should have revenue to back it up							
001-5-4513-31499	Recreational Programs		16,378.23	32,490.33	7,820.00	24,820.00	14,160.22	14,820.00	7,820.00

		2021 Total Activity	2022 Total Activity	2023 Original Budget	2023 Total Budget (Amended)	2023 YTD Activity	2023 Expected Annual	2024 City Manager Proposed
Budget Notes								
Budget Code	**Subject**	**Description**						
City Manager	rec programs	supplemented by Healthy Family Event Sponsors which brought in about $19000 this year. expect same or more next year. Ballet Tap Dance Class in Rec hall movie nights and music n pool and parks holiday camps spring break camps KISD friday events Summer Programs partnering with KKB on Earth Day, Texas Recycles day, volunteer cleanups etc. anything to get points for grants						
001-5-4513-31500	Printing & Publishing	2,050.00	1,936.91	1,440.00	1,440.00	1,472.67	1,440.00	1,440.00
Budget Notes								
Budget Code	**Subject**	**Description**						
City Manager	printing and publising	printing of our summer activities brochure that is distributed to all schools in Kleberg and Kenedy County						
001-5-4513-31600	Training & Travel	3,855.00	328.00	1,296.00	1,296.00	1,090.00	1,296.00	1,296.00
Budget Notes								
Budget Code	**Subject**	**Description**						
City Manager	training travel	educational classes and trainings for rec staff and pool staff New exercise classes for pool and rec. Yoga instructors, dance instructors etc.						
001-5-4513-34001	Advertising Services	2,700.11	928.98	2,592.00	2,592.00	1,296.25	2,592.00	2,592.00
Budget Notes								
Budget Code	**Subject**	**Description**						
City Manager	advertising	newspaper ads and facebook posts for events and programs and activities we coordinate						
001-5-4513-34200	CC Discount Fees	5,210.82	5,102.66	4,000.00	4,000.00	5,216.34	3,880.08	4,000.00
Budget Notes								
Budget Code	**Subject**	**Description**						
City Manager	cc discount fees	on all credit card charges for fees and rentals						
	Category: 30 - Services Total:	**46,878.58**	**64,067.31**	**39,128.00**	**68,243.95**	**53,309.68**	**58,124.03**	**40,028.00**
Category: 50 - Maintenance								
001-5-4513-59121	Scoreboards	0.00	2,050.00	0.00	0.00	0.00		
Budget Notes								
Budget Code	**Subject**	**Description**						
City Manager	scoreboards	nothing in core but will submit supplemental for work on scoreboards and the purchse of a couple new ones for fields. Will solicit advertising sponsor as well.						
	Category: 50 - Maintenance Total:	**0.00**	**2,050.00**	**0.00**	**0.00**	**0.00**	**0.00**	**0.00**
	Division: 4513 - Parks-Recreational Programs Total:	**139,084.18**	**182,552.05**	**174,600.00**	**203,575.00**	**168,461.21**	**194,031.47**	**237,010.00**

		2021 Total Activity	2022 Total Activity	2023 Original Budget	2023 Total Budget (Amended)	2023 YTD Activity	2023 Expected Annual	2024 City Manager Proposed
Division: 4514 - Softball League								
Category: 20 - Supplies								
001-5-4514-21100	Supplies	0.00	1,654.43	3,000.00	2,000.00	2,389.01	2,000.00	3,000.00

Budget Notes

Budget Code	Subject	Description
City Manager	pony league	mostly office supplies for registration, tryouts, draft, scorekeeping and umpiring

001-5-4514-21114	Concession Supplies	7,491.31	11,651.42	5,000.00	4,500.00	1,021.27	4,500.00	5,000.00

Budget Notes

Budget Code	Subject	Description
City Manager	pony league concession supplies	these are supplies such as napkins, bowls forks etc that are not considered resale items

001-5-4514-21200	Uniforms & Personal Wear	17,883.41	21,714.53	20,376.00	26,898.25	26,810.00	26,898.25	20,376.00

Budget Notes

Budget Code	Subject	Description
City Manager	pony league	uniforms for players coaches team moms for regular league and allstar teams

001-5-4514-21700	Minor Eq/Furniture	10,338.08	20,788.64	8,000.00	14,333.00	12,722.96	17,833.00	8,000.00

Budget Notes

Budget Code	Subject	Description
City Manager	pony league minor equipment	catchers gear for teams, tees for tball, baseballs, softballs, awards etc are paid from this line items

	Category: 20 - Supplies Total:	**35,712.80**	**55,809.02**	**36,376.00**	**47,731.25**	**42,943.24**	**51,231.25**	**36,376.00**
Category: 30 - Services								
001-5-4514-31400	Professional Services	10,321.99	19,122.40	7,500.00	15,500.00	16,260.00	15,500.00	15,500.00

Budget Notes

Budget Code	Subject	Description
City Manager	pony league professional services	payment of umpires, scorekeepers, concession workers that are not regular employees of the city. Umpire and coaches instructors, skills instructors contracted services for opening or closing ceremonies

001-5-4514-31493	Tournament	0.00	0.00	0.00	3,500.00	2,950.00		
001-5-4514-31500	Printing & Publishing	29.90	565.51	1,000.00	250.00	195.49	250.00	500.00

Budget Notes

Budget Code	Subject	Description
City Manager	printing and publishing pony league	printing flyers to distribute through schools for registration

Budget Detail

Budget Code	Description	Units	Price	Amount
City Manager	Core	0.00	0.00	1,000.00

			2021 Total Activity	2022 Total Activity	2023 Original Budget	2023 Total Budget (Amended)	2023 YTD Activity	2023 Expected Annual	2024 City Manager Proposed
City Manager	Reduction Per CM	0.00	0.00	-500.00					
001-5-4514-31700	Memberships & Dues		3,124.00	3,792.00	3,000.00	7,750.00	2,964.00	7,750.00	3,000.00
Budget Notes									
Budget Code	**Subject**	**Description**							
City Manager	pony league memberships	registration fee for teams to pony league plus registration for all star teams to pony as well Sports engine registration program annual fee 749.00							
001-5-4514-33500	Insurance		2,732.00	4,138.00	2,124.00	5,091.00	5,091.00	5,091.00	2,124.00
Budget Notes									
Budget Code	**Subject**	**Description**							
City Manager	pony league insurance	our liability and medical policy was $5091 this year. we will do supplemental to request the correct amount							
001-5-4514-34001	Advertising		0.00	0.00	2,000.00	600.00	223.05	600.00	2,000.00
Budget Notes									
Budget Code	**Subject**	**Description**							
City Manager	pony league advertising	newspaper and facebook marketing fees for ads for registration tryouts draft closing ceremonies tournaments board members solicitations meeting notices							
	Category: 30 - Services Total:		**16,207.89**	**27,617.91**	**15,624.00**	**32,691.00**	**27,683.54**	**29,191.00**	**23,124.00**
	Division: 4514 - Softball League Total:		**51,920.69**	**83,426.93**	**52,000.00**	**80,422.25**	**70,626.78**	**80,422.25**	**59,500.00**
	Department : 450 - Parks & Recreation Total:		**1,549,804.37**	**1,748,887.98**	**1,705,001.00**	**2,050,404.25**	**1,734,719.39**	**2,016,755.12**	**1,962,403.00**

			2021 Total Activity	2022 Total Activity	2023 Original Budget	2023 Total Budget (Amended)	2023 YTD Activity	2023 Expected Annual	2024 City Manager Proposed
Department : 690 - Fund Expense/Transfer									
Division: 6900 - Fund Expense/Transfer									
Category: 80 - Transfers Out									
001-5-6900-80002	Transfer To Fund 002		850.00	0.00	12,054.00	12,054.00	9,040.50	12,054.00	12,062.00
Budget Detail									
Budget Code	**Description**	**Units**	**Price**	**Amount**					
City Manager	PIO Stipend with fringe	0.00	0.00	12,062.00					
001-5-6900-80019	Transfer To Fund 019		0.00	0.00	0.00	426.12	319.59	426.12	
001-5-6900-80026	Transfer To Fund 026		9,839.00	11,092.52	10,350.00	10,350.00	7,762.50	10,350.00	10,676.00
Budget Detail									
Budget Code	**Description**	**Units**	**Price**	**Amount**					
City Manager	3% of Budgeted Golf Revenues	355,854.00	0.03	10,675.62					
City Manager	Whole Dollar Rounding	0.00	0.00	0.38					
001-5-6900-80051	Transfer to Fund 051		331,308.00	208,403.00	92,705.00	92,705.00	69,528.75	92,705.00	89,964.00
Budget Detail									
Budget Code	**Description**	**Units**	**Price**	**Amount**					
City Manager	25% of Personnel Cost-Division 8000	534,175.00	0.25	133,543.75					
City Manager	50% of Personnel Cost-Division 3000	180,326.00	-0.50	-90,163.00					
City Manager	50% of Personnel Cost-Division 8020	159,441.00	0.50	79,720.50					
City Manager	50% offset for Welder-Division 3030	66,275.50	-0.50	-33,137.75					
City Manager	Whole Dollar Rounding	0.00	0.00	0.50					
001-5-6900-80059	Transfer to Fund 059		0.00	0.00	0.00	12.42	181.10	181.10	
001-5-6900-80069	Transfer to Fund 069		42,886.45	0.00	0.00	0.00	0.00		
001-5-6900-80083	Transfer To Fund 083		0.00	0.00	0.00	2,524.75	2,524.75	2,524.75	
001-5-6900-80087	Transfer to Fund 087		0.00	0.00	65,000.00	65,000.00	48,750.00	65,000.00	
001-5-6900-80093	Transfer To Fund 093		25,000.00	25,000.00	25,000.00	50,000.00	18,750.00	25,000.00	25,000.00
Budget Detail									
Budget Code	**Description**	**Units**	**Price**	**Amount**					
City Manager	Annual Allocation	0.00	0.00	25,000.00					
001-5-6900-80097	Transfer To Fund 097		0.00	0.00	45,000.00	45,000.00	33,750.00	45,000.00	45,000.00
Budget Detail									
Budget Code	**Description**	**Units**	**Price**	**Amount**					
City Manager	Year 2 of 4-Purchase of Medic Unit	0.00	0.00	45,000.00					
001-5-6900-80098	Transfer To Fund 098		208,980.75	270,000.00	251,000.00	251,000.00	188,250.00	251,000.00	251,000.00

			2021 Total Activity	2022 Total Activity	2023 Original Budget	2023 Total Budget (Amended)	2023 YTD Activity	2023 Expected Annual	2024 City Manager Proposed
Budget Detail									
Budget Code	**Description**	**Units**	**Price**	**Amount**					
City Manager	Additional Economic Development Assitance	0.00	0.00	100,000.00					
City Manager	Tax Incentive- Neessen	0.00	0.00	45,000.00					
City Manager	Tax Incentive-Chick Fil A	0.00	0.00	60,000.00					
City Manager	Tax Incentive-Marshals	0.00	0.00	46,000.00					
001-5-6900-80100	Transfer to Fund 100		20,694.00	0.00	0.00	0.00	0.00		
001-5-6900-80101	Transfer to Fund 101		0.00	1,059.75	0.00	0.00	0.00		
001-5-6900-80103	Transfer to Fund 103		21,748.58	0.00	0.00	0.00	0.00		
001-5-6900-80105	Transfer to Fund 105		10,000.00	10,000.00	10,000.00	10,000.00	7,500.00	10,000.00	10,000.00
Budget Detail									
Budget Code	**Description**	**Units**	**Price**	**Amount**					
City Manager	Annual Allocation	0.00	0.00	10,000.00					
001-5-6900-80106	Transfer to Fund 106		10,000.00	10,000.00	10,000.00	10,000.00	7,500.00	10,000.00	
001-5-6900-80107	Transfer to Fund 107		1,869.73	0.00	0.00	0.00	0.00		
001-5-6900-80108	Transfer to Fund 108		4,585.00	9,585.00	0.00	6,796.23	5,097.18	6,796.23	
001-5-6900-80110	Transfer to Fund 110		20,665.00	0.00	0.00	0.00	0.00		
001-5-6900-80114	Transfer to Fund 114		13,325.00	0.00	0.00	0.00	0.00		
001-5-6900-80115	Transfer to Fund 115		53,470.00	0.00	0.00	0.00	0.00		
001-5-6900-80126	Transfer to Fund 126		0.00	125,301.00	0.00	0.00	0.00		
001-5-6900-80138	Transfer to Fund 138		53,547.00	0.00	0.00	0.00	0.00		
001-5-6900-80139	Transfer to Fund 139		0.00	0.00	0.00	0.00	0.00		10,000.00
Budget Detail									
Budget Code	**Description**	**Units**	**Price**	**Amount**					
City Manager	Annual Allocation	0.00	0.00	10,000.00					
001-5-6900-80206	Transfers to Fund 206		0.00	0.00	0.00	0.00	0.00		34,856.12
Budget Detail									
Budget Code	**Description**	**Units**	**Price**	**Amount**					
City Manager	Balance of City Hall Landscape Project	0.00	0.00	34,856.12					

		2021 Total Activity	2022 Total Activity	2023 Original Budget	2023 Total Budget (Amended)	2023 YTD Activity	2023 Expected Annual	2024 City Manager Proposed
001-5-6900-80207	Transfer to Fund 207	0.00	41,107.30	0.00	0.00	0.00		
	Category: 80 - Transfers Out Total:	**828,768.51**	**711,548.57**	**521,109.00**	**555,868.52**	**398,954.37**	**531,037.20**	**488,558.12**
	Division: 6900 - Fund Expense/Transfer Total:	**828,768.51**	**711,548.57**	**521,109.00**	**555,868.52**	**398,954.37**	**531,037.20**	**488,558.12**
	Department : 690 - Fund Expense/Transfer Total:	**828,768.51**	**711,548.57**	**521,109.00**	**555,868.52**	**398,954.37**	**531,037.20**	**488,558.12**
	Expense Total:	**20,896,248.41**	**22,132,930.57**	**22,569,851.00**	**23,305,510.17**	**17,906,261.61**	**21,608,375.85**	**25,197,876.78**
	Fund: 001 - GENERAL FUND Surplus (Deficit):	**-551,666.45**	**-569,994.19**	**-1,000,045.80**	**-1,551,240.37**	**664,658.31**	**1,420,239.14**	**-2,027,233.95**
	Report Surplus (Deficit):	**-551,666.45**	**-569,994.19**	**-1,000,045.80**	**-1,551,240.37**	**664,658.31**	**1,420,239.14**	**-2,027,233.95**

CITY OF Kingsville TEXAS

FUND 025 – BUILDING SECURITY FUND SUMMARY

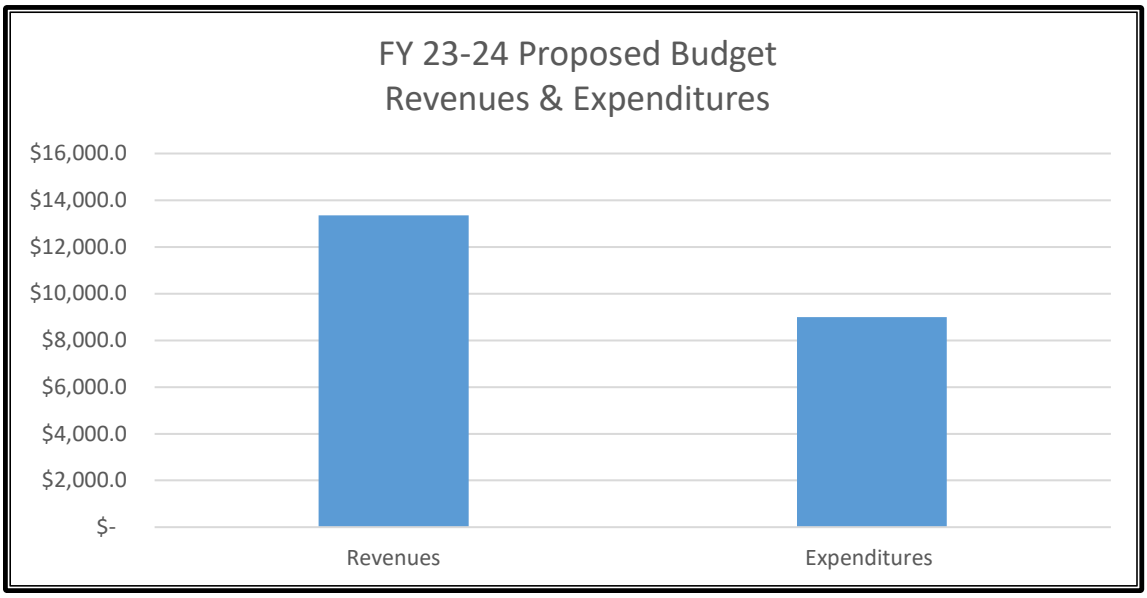

	FY 23-24 Proposed Budget
Revenues	$ 13,350
Expenditures	9,000
Net Revenues over (under) Expenditures	$ 4,350
Fund Balance	
Beginning Fund Balance - (Unaudited)	$ 27,663
Budgeted Revenues	13,350
Budgeted Expenditures	9,000
Estimated Ending Fund Balance 09/30/24	$ 32,013

City of Kingsville, TX

General Funds
Account Summary
For Fiscal: 10/2022-09/2023 Period Ending: 09/30/2023

			2021 Total Activity	2022 Total Activity	2023 Original Budget	2023 Total Budget (Amended)	2023 YTD Activity	2023 Expected Annual	2024 City Manager Proposed
Fund: 025 - BUILDING SECURITY FUND									
Revenue									
Department : 180 - Finance									
Division: 1800 - Finance									
RevCategory: 400 - Fines									
025-4-1800-41114	Security Fees		14,447.00	11,784.00	13,000.00	13,000.00	11,303.20	11,500.93	13,350.00
Budget Detail									
Budget Code	**Description**	**Units**	**Price**	**Amount**					
City Manager	Based on receipts from FY 22-23	0.00	0.00	-13,350.00					
	RevCategory: 400 - Fines Total:		**14,447.00**	**11,784.00**	**13,000.00**	**13,000.00**	**11,303.20**	**11,500.93**	**13,350.00**
	Division: 1800 - Finance Total:		**14,447.00**	**11,784.00**	**13,000.00**	**13,000.00**	**11,303.20**	**11,500.93**	**13,350.00**
	Department : 180 - Finance Total:		**14,447.00**	**11,784.00**	**13,000.00**	**13,000.00**	**11,303.20**	**11,500.93**	**13,350.00**
	Revenue Total:		**14,447.00**	**11,784.00**	**13,000.00**	**13,000.00**	**11,303.20**	**11,500.93**	**13,350.00**
Expense									
Department : 180 - Finance									
Division: 1800 - Finance									
Category: 70 - Capital Outlay									
025-5-1800-71300	Building		0.00	0.00	18,330.00	18,330.00	9,396.28	18,330.00	9,000.00
	Category: 70 - Capital Outlay Total:		**0.00**	**0.00**	**18,330.00**	**18,330.00**	**9,396.28**	**18,330.00**	**9,000.00**
	Division: 1800 - Finance Total:		**0.00**	**0.00**	**18,330.00**	**18,330.00**	**9,396.28**	**18,330.00**	**9,000.00**
	Department : 180 - Finance Total:		**0.00**	**0.00**	**18,330.00**	**18,330.00**	**9,396.28**	**18,330.00**	**9,000.00**

		2021 Total Activity	2022 Total Activity	2023 Original Budget	2023 Total Budget (Amended)	2023 YTD Activity	2023 Expected Annual	2024 City Manager Proposed
Department : 210 - Police								
Division: 2100 - Police								
Category: 10 - Personnel Services								
025-5-2100-11200	Overtime	130.86	0.00	0.00	0.00	0.00		
	Category: 10 - Personnel Services Total:	**130.86**	**0.00**	**0.00**	**0.00**	**0.00**	**0.00**	**0.00**
	Division: 2100 - Police Total:	**130.86**	**0.00**	**0.00**	**0.00**	**0.00**	**0.00**	**0.00**
	Department : 210 - Police Total:	**130.86**	**0.00**	**0.00**	**0.00**	**0.00**	**0.00**	**0.00**
	Expense Total:	**130.86**	**0.00**	**18,330.00**	**18,330.00**	**9,396.28**	**18,330.00**	**9,000.00**
	Fund: 025 - BUILDING SECURITY FUND Surplus (Deficit):	**14,316.14**	**11,784.00**	**-5,330.00**	**-5,330.00**	**1,906.92**	**-6,829.07**	**4,350.00**
	Report Surplus (Deficit):	**14,316.14**	**11,784.00**	**-5,330.00**	**-5,330.00**	**1,906.92**	**-6,829.07**	**4,350.00**

CITY OF Kingsville TEXAS

FUND 026 – GOLF COURSE
CAPITAL MAINTENANCE FUND SUMMARY

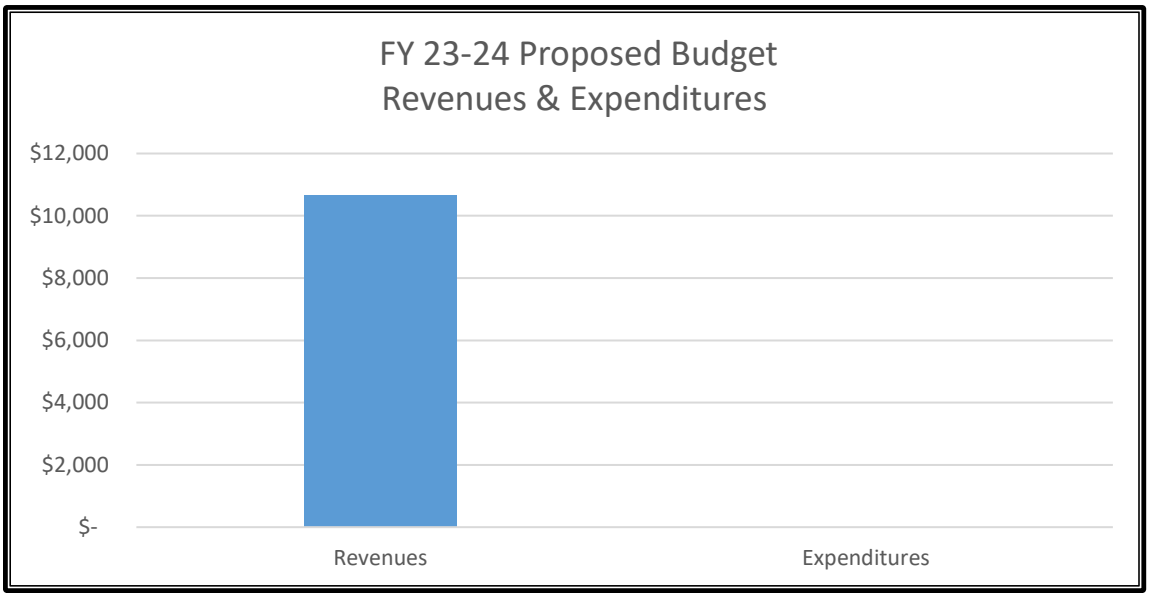

	FY 23-24 Proposed Budget
Revenues - Transfers In	$ 10,676
Expenditures - Transfers Out	0
Net Revenues over (under) Expenditures	$ 10,676
Fund Balance	
Beginning Fund Balance - (Unaudited)	$ 56,501
Budgeted Revenues-Transfers In	10,676
Budgeted Expenditures	0
Estimated Ending Fund Balance 09/30/24	$ 67,177

City of Kingsville, TX

General Funds
Account Summary
For Fiscal: 10/2022-09/2023 Period Ending: 09/30/2023

			2021 Total Activity	2022 Total Activity	2023 Original Budget	2023 Total Budget (Amended)	2023 YTD Activity	2023 Expected Annual	2024 City Manager Proposed
Fund: 026 - GOLF COURSE CAPITAL MAINTENANCE FUND									
Revenue									
Department : 000 - Non-Departmental									
Division: 0000 - Non-Departmental									
RevCategory: 750 - Transfers									
026-4-0000-75001	Transfer From Fund 001		9,839.00	11,092.52	10,350.00	10,350.00	7,762.50	10,350.00	10,676.00
Budget Detail									
Budget Code	**Description**	**Units**	**Price**	**Amount**					
City Manager	3% of Budgeted Revenues	355,854.00	-0.03	-10,675.62					
City Manager	Whole Dollar Rounding	0.00	0.00	-0.38					
RevCategory: 750 - Transfers Total:			**9,839.00**	**11,092.52**	**10,350.00**	**10,350.00**	**7,762.50**	**10,350.00**	**10,676.00**
Division: 0000 - Non-Departmental Total:			**9,839.00**	**11,092.52**	**10,350.00**	**10,350.00**	**7,762.50**	**10,350.00**	**10,676.00**
Department : 000 - Non-Departmental Total:			**9,839.00**	**11,092.52**	**10,350.00**	**10,350.00**	**7,762.50**	**10,350.00**	**10,676.00**
Revenue Total:			**9,839.00**	**11,092.52**	**10,350.00**	**10,350.00**	**7,762.50**	**10,350.00**	**10,676.00**
Expense									
Department : 450 - Parks & Recreation									
Division: 4502 - L.E. Ramey Golf Course Maintenance									
Category: 50 - Maintenance									
026-5-4502-59100	Grounds & Perm Fixtures		45,999.86	19,960.00	0.00	25,000.00	22,400.00	22,400.00	
Category: 50 - Maintenance Total:			**45,999.86**	**19,960.00**	**0.00**	**25,000.00**	**22,400.00**	**22,400.00**	**0.00**
Division: 4502 - L.E. Ramey Golf Course Maintenance Total:			**45,999.86**	**19,960.00**	**0.00**	**25,000.00**	**22,400.00**	**22,400.00**	**0.00**
Department : 450 - Parks & Recreation Total:			**45,999.86**	**19,960.00**	**0.00**	**25,000.00**	**22,400.00**	**22,400.00**	**0.00**

		2021 Total Activity	2022 Total Activity	2023 Original Budget	2023 Total Budget (Amended)	2023 YTD Activity	2023 Expected Annual	2024 City Manager Proposed
Department : 690 - Fund Expense/Transfer								
Division: 6900 - Fund Expense/Transfer								
Category: 80 - Transfers Out								
026-5-6900-80001	Transfer to Fund 001	5,416.16	0.00	0.00	0.00	0.00		
	Category: 80 - Transfers Out Total:	**5,416.16**	**0.00**	**0.00**	**0.00**	**0.00**	**0.00**	**0.00**
	Division: 6900 - Fund Expense/Transfer Total:	**5,416.16**	**0.00**	**0.00**	**0.00**	**0.00**	**0.00**	**0.00**
	Department : 690 - Fund Expense/Transfer Total:	**5,416.16**	**0.00**	**0.00**	**0.00**	**0.00**	**0.00**	**0.00**
	Expense Total:	**51,416.02**	**19,960.00**	**0.00**	**25,000.00**	**22,400.00**	**22,400.00**	**0.00**
Fund: 026 - GOLF COURSE CAPITAL MAINTENANCE FUND Surplus (De..		**-41,577.02**	**-8,867.48**	**10,350.00**	**-14,650.00**	**-14,637.50**	**-12,050.00**	**10,676.00**
	Report Surplus (Deficit):	**-41,577.02**	**-8,867.48**	**10,350.00**	**-14,650.00**	**-14,637.50**	**-12,050.00**	**10,676.00**

CITY OF Kingsville TEXAS

FUND 087 – SOLID WASTE
CAPITAL PROJECTS FUND SUMMARY

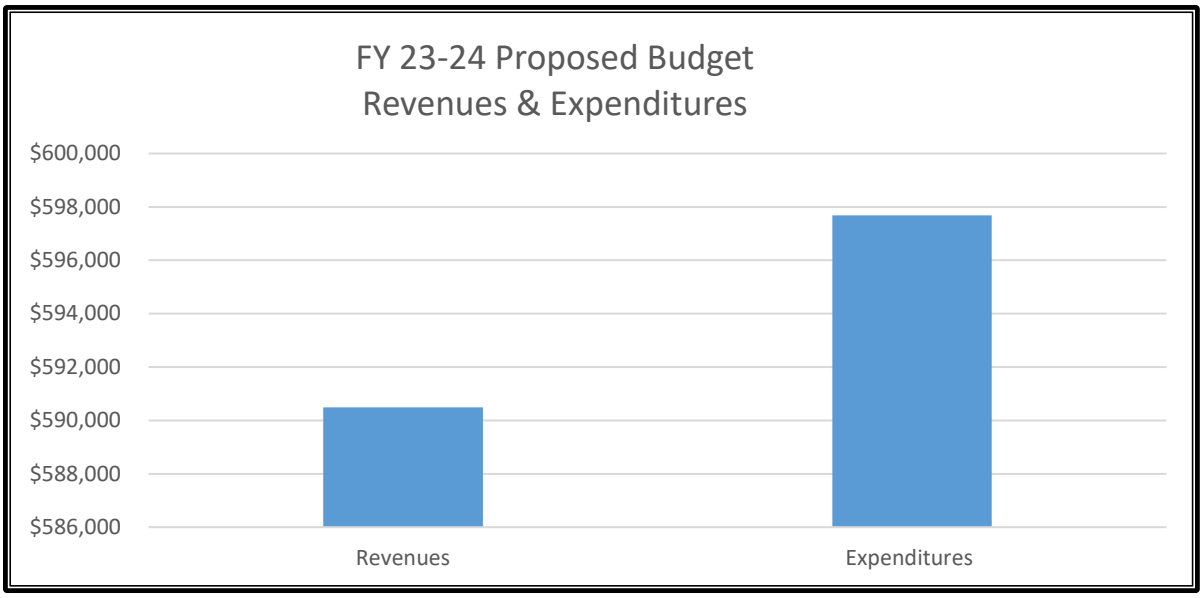

				FY 23-24 Proposed Budget
Revenues			$	590,485
Expenditures				597,686
Net Revenues over (under) Expenditures			$	(7,201)
Fund Balance				
Beginning Fund Balance - (Unaudited)			$	234,184
Budgeted Revenues	$	590,485		
Budgeted Transfers In		0		
Total Budgeted Revenues				590,485
Budgeted Expenditures	$	299,584		
Budgeted Transfers Out		298,102		
Total Budgeted Expenditures				597,686
Estimated Ending Fund Balance 09/30/24			$	226,983

City of Kingsville, TX

General Funds
Account Summary
For Fiscal: 10/2022-09/2023 Period Ending: 09/30/2023

			2021 Total Activity	2022 Total Activity	2023 Original Budget	2023 Total Budget (Amended)	2023 YTD Activity	2023 Expected Annual	2024 City Manager Proposed
Fund: 087 - SOLID WASTE-CAP PROJECTS									
Revenue									
Department : 000 - Non-Departmental									
Division: 0000 - Non-Departmental									
RevCategory: 750 - Transfers									
087-4-0000-75001	Transfer In From Fund 001		0.00	0.00	65,000.00	65,000.00	48,750.00	65,000.00	
	RevCategory: 750 - Transfers Total:		**0.00**	**0.00**	**65,000.00**	**65,000.00**	**48,750.00**	**65,000.00**	**0.00**
	Division: 0000 - Non-Departmental Total:		**0.00**	**0.00**	**65,000.00**	**65,000.00**	**48,750.00**	**65,000.00**	**0.00**
	Department : 000 - Non-Departmental Total:		**0.00**	**0.00**	**65,000.00**	**65,000.00**	**48,750.00**	**65,000.00**	**0.00**
Department : 170 - Solid Waste Management									
Division: 1700 - Solid Waste Managmnt									
RevCategory: 800 - Utility Services									
087-4-1700-81205	Garbage Fees - Additional		576,765.42	582,746.36	583,000.00	583,000.00	502,598.74	578,993.09	579,505.00
Budget Detail									
Budget Code	**Description**	**Units**	**Price**	**Amount**					
City Manager	Based on revenues in FY 22-23	0.00	0.00	-579,505.00					
	RevCategory: 800 - Utility Services Total:		**576,765.42**	**582,746.36**	**583,000.00**	**583,000.00**	**502,598.74**	**578,993.09**	**579,505.00**
RevCategory: 900 - Interest & Other									
087-4-1700-91503	Interest Income		153.26	1,408.68	500.00	500.00	8,071.97	9,569.13	10,980.00
Budget Detail									
Budget Code	**Description**	**Units**	**Price**	**Amount**					
City Manager	Based on revenues in FY 22-23	0.00	0.00	-10,980.00					
	RevCategory: 900 - Interest & Other Total:		**153.26**	**1,408.68**	**500.00**	**500.00**	**8,071.97**	**9,569.13**	**10,980.00**
	Division: 1700 - Solid Waste Managmnt Total:		**576,918.68**	**584,155.04**	**583,500.00**	**583,500.00**	**510,670.71**	**588,562.22**	**590,485.00**
	Department : 170 - Solid Waste Management Total:		**576,918.68**	**584,155.04**	**583,500.00**	**583,500.00**	**510,670.71**	**588,562.22**	**590,485.00**
	Revenue Total:		**576,918.68**	**584,155.04**	**648,500.00**	**648,500.00**	**559,420.71**	**653,562.22**	**590,485.00**

		2021 Total Activity	2022 Total Activity	2023 Original Budget	2023 Total Budget (Amended)	2023 YTD Activity	2023 Expected Annual	2024 City Manager Proposed
Expense								
Department : 170 - Solid Waste Management								
Division: 1702 - Sanitation Collection								
Category: 20 - Supplies								
087-5-1702-22000	Rollouts & Dumpsters	50,207.00	93,250.02	100,000.00	100,000.00	65,321.00	100,000.00	100,000.00
Category: 20 - Supplies Total:		**50,207.00**	**93,250.02**	**100,000.00**	**100,000.00**	**65,321.00**	**100,000.00**	**100,000.00**
Category: 40 - Repairs								
087-5-1702-41100	Vehicle Maintenance	73,832.68	137,223.22	0.00	0.00	0.00		
Category: 40 - Repairs Total:		**73,832.68**	**137,223.22**	**0.00**	**0.00**	**0.00**	**0.00**	**0.00**
Category: 60 - Leases								
087-5-1702-64200	Capital Lease - Principal	121,997.75	125,969.97	130,071.80	130,208.47	130,208.47	130,208.47	134,309.00

Budget Notes

Budget Code	Subject	Description
City Manager	Articulated Dump Truck Info	Remaining Principle Payments FY 22-23 - $43,258.05 FY 23-24 - $44,759.11 FY 24-25 - $46,312.25 FY 25-26 - $47,919.28 FY 26-27 - $49.582.11
City Manager	Garbage Trucks Lease	Remaining Principal Payments FY 22-23 - $86,813.75 FY 23-24 - $89,548.39 FY 24-25 - $92,369.15

Budget Detail

Budget Code	Description	Units	Price	Amount
City Manager	Articulated Dump Truck Principal Pymt	0.00	0.00	89,549.00
City Manager	Garbage Truck Principal Pymt	0.00	0.00	44,760.00

087-5-1702-64201	Capital Lease - Interest	24,583.62	20,611.40	16,510.53	16,373.86	16,372.90	16,372.90	15,275.00

Budget Notes

Budget Code	Subject	Description
City Manager	Artculated Dumpt Trk Interest Pymt Info	Remaining Interest Payments FY 22-23 - $8,044.53 FY 23-24 - $6,543.47 FY 24-25 - $4,990.33 FY 25-26 - $3,383.30 FY 26-27 - $1.720.47

			2021 Total Activity	2022 Total Activity	2023 Original Budget	2023 Total Budget (Amended)	2023 YTD Activity	2023 Expected Annual	2024 City Manager Proposed
City Manager	Garbage Trucks Interest Info	Remaining Interest Payments FY 22-23 - $8,465.04 FY 23-24 - $8,730.40 FY 24-25 - $2,909.64							
Budget Detail									
Budget Code	**Description**	**Units**	**Price**	**Amount**					
City Manager	Articulated Dump Truck Interest Pymt	0.00	0.00	6,544.00					
City Manager	Garbage Truck Interest Pymt	0.00	0.00	8,731.00					
	Category: 60 - Leases Total:		**146,581.37**	**146,581.37**	**146,582.33**	**146,582.33**	**146,581.37**	**146,581.37**	**149,584.00**
Category: 70 - Capital Outlay									
087-5-1702-71100	Vehicle		0.00	0.00	308,529.00	284,894.00	284,894.00	284,894.00	
	Category: 70 - Capital Outlay Total:		**0.00**	**0.00**	**308,529.00**	**284,894.00**	**284,894.00**	**284,894.00**	**0.00**
	Division: 1702 - Sanitation Collection Total:		**270,621.05**	**377,054.61**	**555,111.33**	**531,476.33**	**496,796.37**	**531,475.37**	**249,584.00**
Division: 1703 - Landfill									
Category: 40 - Repairs									
087-5-1703-41100	Vehicle Maintenance		0.00	0.00	26,000.00	49,635.00	0.00	26,000.00	
	Category: 40 - Repairs Total:		**0.00**	**0.00**	**26,000.00**	**49,635.00**	**0.00**	**26,000.00**	**0.00**
	Division: 1703 - Landfill Total:		**0.00**	**0.00**	**26,000.00**	**49,635.00**	**0.00**	**26,000.00**	**0.00**
	Department : 170 - Solid Waste Management Total:		**270,621.05**	**377,054.61**	**581,111.33**	**581,111.33**	**496,796.37**	**557,475.37**	**249,584.00**
Department : 305 - Street									
Division: 3050 - Street									
Category: 50 - Maintenance									
087-5-3050-52105	Street & Bridge - Alley		15,621.51	31,281.74	50,000.00	50,000.00	47,268.36	50,000.00	50,000.00
Budget Detail									
Budget Code	**Description**	**Units**	**Price**	**Amount**					
City Manager	Annual Set-Aside	0.00	0.00	50,000.00					
	Category: 50 - Maintenance Total:		**15,621.51**	**31,281.74**	**50,000.00**	**50,000.00**	**47,268.36**	**50,000.00**	**50,000.00**
	Division: 3050 - Street Total:		**15,621.51**	**31,281.74**	**50,000.00**	**50,000.00**	**47,268.36**	**50,000.00**	**50,000.00**
	Department : 305 - Street Total:		**15,621.51**	**31,281.74**	**50,000.00**	**50,000.00**	**47,268.36**	**50,000.00**	**50,000.00**
Department : 690 - Fund Expense/Transfer									
Division: 6900 - Fund Expense/Transfer									
Category: 80 - Transfers Out									
087-5-6900-80001	Transfer To Fund 001		68,309.00	87,707.00	0.00	0.00	0.00		
087-5-6900-80011	Transfer To Fund 011		48,029.00	38,529.04	201,571.00	201,571.00	151,178.25	201,571.00	202,700.00

			2021 Total Activity	2022 Total Activity	2023 Original Budget	2023 Total Budget (Amended)	2023 YTD Activity	2023 Expected Annual	2024 City Manager Proposed
Budget Detail									
Budget Code	**Description**	**Units**	**Price**	**Amount**					
City Manager	2021 Tax Note - $1,310,000 Issue	0.00	0.00	112,035.00					
City Manager	2022 Tax Note - $1,850,000 Issue	0.00	0.00	90,665.00					
087-5-6900-80090	Transfer To Fund 090		96,472.00	96,114.12	95,758.15	95,758.15	71,818.62	95,758.15	95,402.17
Budget Detail									
Budget Code	**Description**	**Units**	**Price**	**Amount**					
City Manager	CH Payback - Interest	0.00	0.00	6,407.61					
City Manager	CH Payback - Principle	0.00	0.00	88,994.56					
087-5-6900-80126	Transfer to Fund 126		0.00	76,962.00	0.00	0.00	0.00		
	Category: 80 - Transfers Out Total:		**212,810.00**	**299,312.16**	**297,329.15**	**297,329.15**	**222,996.87**	**297,329.15**	**298,102.17**
	Division: 6900 - Fund Expense/Transfer Total:		**212,810.00**	**299,312.16**	**297,329.15**	**297,329.15**	**222,996.87**	**297,329.15**	**298,102.17**
	Department : 690 - Fund Expense/Transfer Total:		**212,810.00**	**299,312.16**	**297,329.15**	**297,329.15**	**222,996.87**	**297,329.15**	**298,102.17**
	Expense Total:		**499,052.56**	**707,648.51**	**928,440.48**	**928,440.48**	**767,061.60**	**904,804.52**	**597,686.17**
	Fund: 087 - SOLID WASTE-CAP PROJECTS Surplus (Deficit):		**77,866.12**	**-123,493.47**	**-279,940.48**	**-279,940.48**	**-207,640.89**	**-251,242.30**	**-7,201.17**
	Report Surplus (Deficit):		**77,866.12**	**-123,493.47**	**-279,940.48**	**-279,940.48**	**-207,640.89**	**-251,242.30**	**-7,201.17**

CITY OF Kingsville TEXAS

FUND 090 – LANDFILL CLOSURE FUND SUMMARY

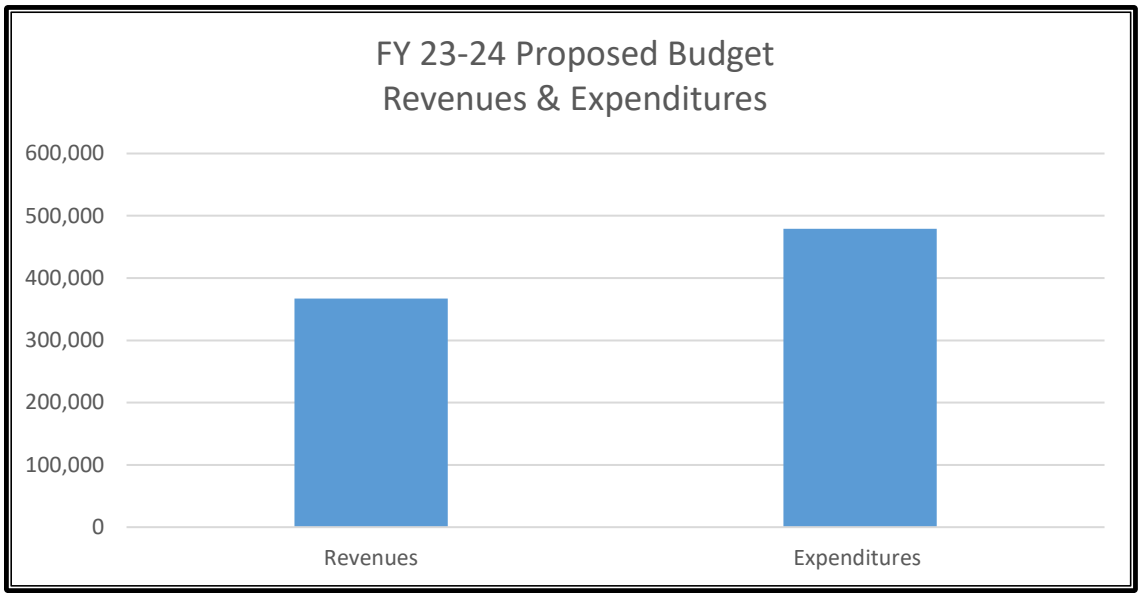

			FY 23-24 Proposed Budget
Revenues			$ 366,906
Expenditures			479,085
Net Revenues over (under) Expenditures			$ (112,179)
Fund Balance			
Beginning Fund Balance - (Unaudited)			$ 2,428,528
Budgeted Revenues	$	271,504	
Budgeted Transfers In		95,402	
Total Budgeted Revenues			366,906
Budgeted Expenditures			479,085
Estimated Ending Fund Balance 09/30/24			$ 2,316,349

City of Kingsville, TX

General Funds
Account Summary
For Fiscal: 10/2022-09/2023 Period Ending: 09/30/2023

			2021 Total Activity	2022 Total Activity	2023 Original Budget	2023 Total Budget (Amended)	2023 YTD Activity	2023 Expected Annual	2024 City Manager Proposed
Fund: 090 - LANDFILL CLOSURE FUND									
Revenue									
Department : 000 - Non-Departmental									
Division: 0000 - Non-Departmental									
RevCategory: 750 - Transfers									
090-4-0000-75087	Transfer From Fund 087		96,472.00	96,114.12	95,758.15	95,758.15	71,818.62	95,758.15	95,402.17
Budget Detail									
Budget Code	**Description**	**Units**	**Price**	**Amount**					
City Manager	CH Payback - Interest	0.00	0.00	-6,407.61					
City Manager	CH Payback - Principle	0.00	0.00	-88,994.56					
	RevCategory: 750 - Transfers Total:		**96,472.00**	**96,114.12**	**95,758.15**	**95,758.15**	**71,818.62**	**95,758.15**	**95,402.17**
RevCategory: 900 - Interest & Other									
090-4-0000-91503	Interest Income		41.56	342.30	200.00	200.00	1,666.41	1,975.28	2,268.00
Budget Detail									
Budget Code	**Description**	**Units**	**Price**	**Amount**					
City Manager	Based on revenues in FY 22-23	0.00	0.00	-2,268.00					
	RevCategory: 900 - Interest & Other Total:		**41.56**	**342.30**	**200.00**	**200.00**	**1,666.41**	**1,975.28**	**2,268.00**
	Division: 0000 - Non-Departmental Total:		**96,513.56**	**96,456.42**	**95,958.15**	**95,958.15**	**73,485.03**	**97,733.43**	**97,670.17**
	Department : 000 - Non-Departmental Total:		**96,513.56**	**96,456.42**	**95,958.15**	**95,958.15**	**73,485.03**	**97,733.43**	**97,670.17**
Department : 170 - Solid Waste Management									
Division: 1700 - Solid Waste Managmnt									
RevCategory: 800 - Utility Services									
090-4-1700-81110	Landfill Surcharge Revenue		268,482.69	269,212.89	269,000.00	269,000.00	231,356.75	266,594.75	266,595.00
Budget Detail									
Budget Code	**Description**	**Units**	**Price**	**Amount**					
City Manager	Based on revenues in FY 22-23	0.00	0.00	-266,595.00					
090-4-1700-81702	Penalty Fee-Landfill Surcharge		2,936.73	2,891.57	3,000.00	3,000.00	2,401.64	2,640.60	2,641.00

			2021 Total Activity	2022 Total Activity	2023 Original Budget	2023 Total Budget (Amended)	2023 YTD Activity	2023 Expected Annual	2024 City Manager Proposed
Budget Detail									
Budget Code	**Description**	**Units**	**Price**	**Amount**					
City Manager	Based on revenues in FY 22-23	0.00	0.00	-2,641.00					
RevCategory: 800 - Utility Services Total:			**271,419.42**	**272,104.46**	**272,000.00**	**272,000.00**	**233,758.39**	**269,235.35**	**269,236.00**
Division: 1700 - Solid Waste Managmnt Total:			**271,419.42**	**272,104.46**	**272,000.00**	**272,000.00**	**233,758.39**	**269,235.35**	**269,236.00**
Department : 170 - Solid Waste Management Total:			**271,419.42**	**272,104.46**	**272,000.00**	**272,000.00**	**233,758.39**	**269,235.35**	**269,236.00**
Revenue Total:			**367,932.98**	**368,560.88**	**367,958.15**	**367,958.15**	**307,243.42**	**366,968.78**	**366,906.17**
Expense									
Department : 170 - Solid Waste Management									
Division: 1703 - Landfill									
Category: 30 - Services									
090-5-1703-31400	Professional Services		155,580.17	41,695.84	522,085.00	559,085.00	69,559.86	80,000.00	479,085.00
Budget Detail									
Budget Code	**Description**	**Units**	**Price**	**Amount**					
City Manager	Balance of TCEQ Permit Requirement	0.00	0.00	157,000.00					
City Manager	Roll Over-TCEQ Southside Landfill Drainage I	0.00	0.00	322,085.00					
Category: 30 - Services Total:			**155,580.17**	**41,695.84**	**522,085.00**	**559,085.00**	**69,559.86**	**80,000.00**	**479,085.00**
Category: 50 - Maintenance									
090-5-1703-59100	Grounds & Perm Fixtures		0.00	0.00	10,881.00	10,881.00	0.00	10,881.00	
Category: 50 - Maintenance Total:			**0.00**	**0.00**	**10,881.00**	**10,881.00**	**0.00**	**10,881.00**	**0.00**
Category: 95 - Prior Yr Adjustments									
090-5-1703-95000	Bad Debt		2,174.34	3,302.80	0.00	0.00	0.00		
Category: 95 - Prior Yr Adjustments Total:			**2,174.34**	**3,302.80**	**0.00**	**0.00**	**0.00**	**0.00**	**0.00**
Division: 1703 - Landfill Total:			**157,754.51**	**44,998.64**	**532,966.00**	**569,966.00**	**69,559.86**	**90,881.00**	**479,085.00**
Department : 170 - Solid Waste Management Total:			**157,754.51**	**44,998.64**	**532,966.00**	**569,966.00**	**69,559.86**	**90,881.00**	**479,085.00**
Expense Total:			**157,754.51**	**44,998.64**	**532,966.00**	**569,966.00**	**69,559.86**	**90,881.00**	**479,085.00**
Fund: 090 - LANDFILL CLOSURE FUND Surplus (Deficit):			**210,178.47**	**323,562.24**	**-165,007.85**	**-202,007.85**	**237,683.56**	**276,087.78**	**-112,178.83**
Report Surplus (Deficit):			**210,178.47**	**323,562.24**	**-165,007.85**	**-202,007.85**	**237,683.56**	**276,087.78**	**-112,178.83**

CITY OF Kingsville TEXAS

FUND 091 – GENERAL FUND
CAPITAL PROJECTS FUND SUMMARY

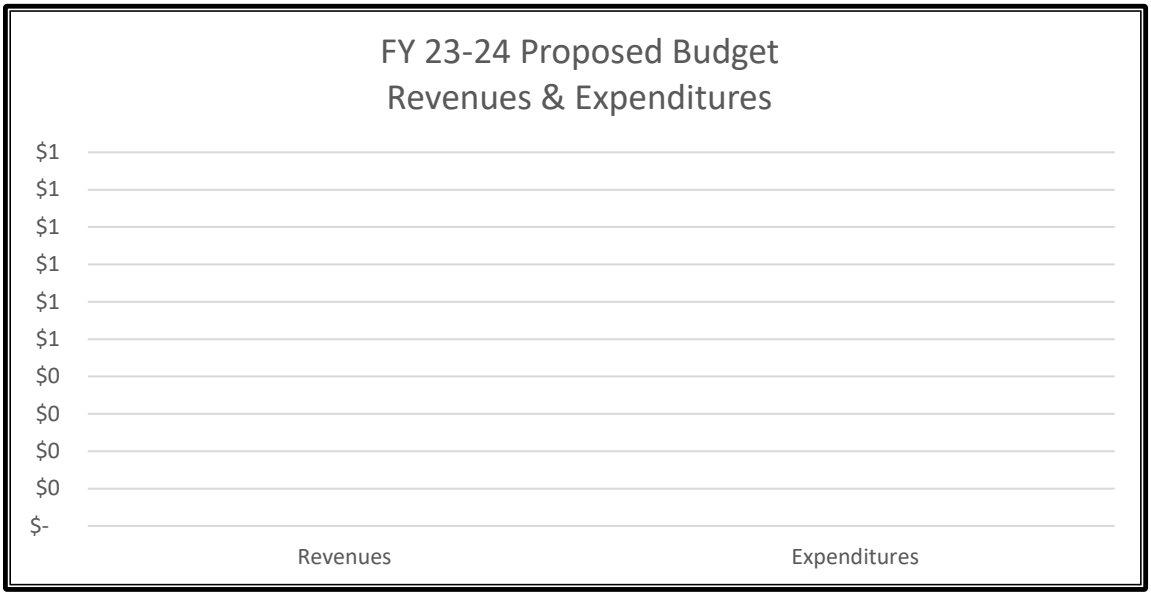

	FY 23-24 Proposed Budget
Revenues	$ -
Expenditures	$ -
Net Revenues over (under) Expenditures	$ -
Fund Balance	
Beginning Fund Balance - (Unaudited)	$ -
Budeted Revenues	0
Budgeted Expenditures - Transfers Out	0
Estimated Ending Fund Balance 09/30/24	$ -

City of Kingsville, TX

General Funds
Account Summary
For Fiscal: 10/2022-09/2023 Period Ending: 09/30/2023

		2021 Total Activity	2022 Total Activity	2023 Original Budget	2023 Total Budget (Amended)	2023 YTD Activity	2023 Expected Annual	2024 City Manager Proposed
Fund: 091 - GF CAPITAL PROJECTS								
Revenue								
Department : 000 - Non-Departmental								
Division: 0000 - Non-Departmental								
RevCategory: 750 - Transfers								
091-4-0000-75033	Transfer From Fund 033	0.00	307.12	0.00	0.00	0.00		
	RevCategory: 750 - Transfers Total:	**0.00**	**307.12**	**0.00**	**0.00**	**0.00**	**0.00**	**0.00**
	Division: 0000 - Non-Departmental Total:	**0.00**	**307.12**	**0.00**	**0.00**	**0.00**	**0.00**	**0.00**
	Department : 000 - Non-Departmental Total:	**0.00**	**307.12**	**0.00**	**0.00**	**0.00**	**0.00**	**0.00**
	Revenue Total:	**0.00**	**307.12**	**0.00**	**0.00**	**0.00**	**0.00**	**0.00**
Expense								
Department : 690 - Fund Expense/Transfer								
Division: 6900 - Fund Expense/Transfer								
Category: 80 - Transfers Out								
091-5-6900-80001	Transfer To Fund 001	64.58	0.00	2,494.02	2,494.02	1,572.14	1,572.14	
	Category: 80 - Transfers Out Total:	**64.58**	**0.00**	**2,494.02**	**2,494.02**	**1,572.14**	**1,572.14**	**0.00**
	Division: 6900 - Fund Expense/Transfer Total:	**64.58**	**0.00**	**2,494.02**	**2,494.02**	**1,572.14**	**1,572.14**	**0.00**
	Department : 690 - Fund Expense/Transfer Total:	**64.58**	**0.00**	**2,494.02**	**2,494.02**	**1,572.14**	**1,572.14**	**0.00**
	Expense Total:	**64.58**	**0.00**	**2,494.02**	**2,494.02**	**1,572.14**	**1,572.14**	**0.00**
	Fund: 091 - GF CAPITAL PROJECTS Surplus (Deficit):	**-64.58**	**307.12**	**-2,494.02**	**-2,494.02**	**-1,572.14**	**-1,572.14**	**0.00**
	Report Surplus (Deficit):	**-64.58**	**307.12**	**-2,494.02**	**-2,494.02**	**-1,572.14**	**-1,572.14**	**0.00**

FUND 092 – STREET FUND
FUND SUMMARY

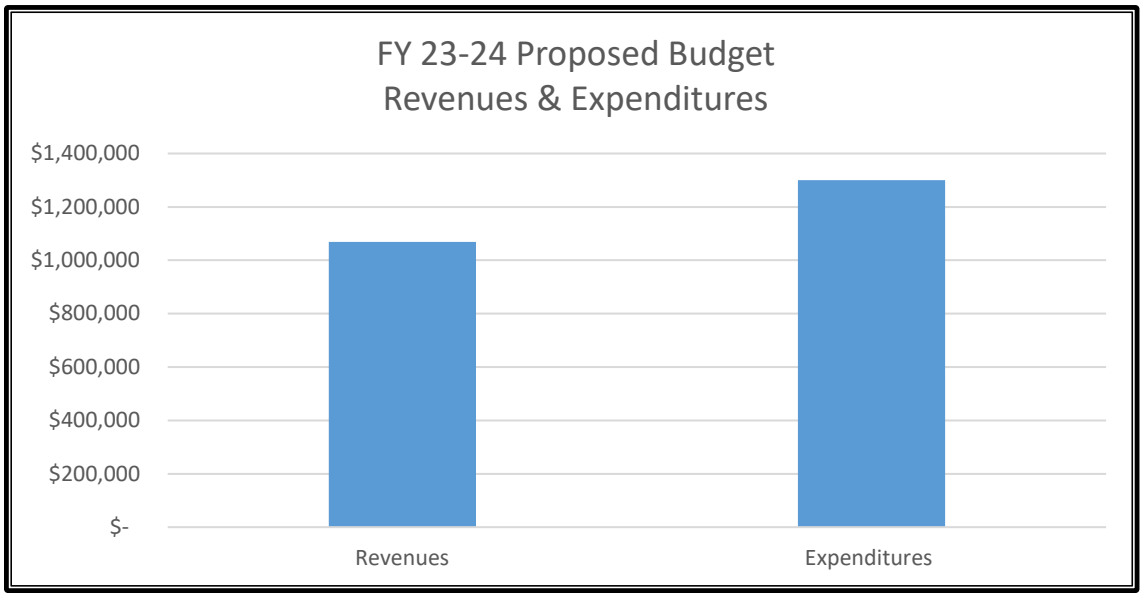

		FY 23-24 Proposed Budget
Revenues		$ 1,069,126
Expenditures		1,299,982
Net Revenues over (under) Expenditures		$ (230,856)
Fund Balance		
Beginning Fund Balance - (Unaudited)		$ 368,091
Budgeted Revenues		1,069,126
Budgeted Expenditures	$ 1,149,982	
Budgeted Transfers Out	150,000	
Total Budgeted Expenditures		1,299,982
Estimated Ending Fund Balance 09/30/24		$ 137,235

City of Kingsville, TX

General Funds
Account Summary
For Fiscal: 10/2022-09/2023 Period Ending: 09/30/2023

		2021 Total Activity	2022 Total Activity	2023 Original Budget	2023 Total Budget (Amended)	2023 YTD Activity	2023 Expected Annual	2024 City Manager Proposed
Fund: 092 - STREET FUND								
Revenue								
Department : 000 - Non-Departmental								
Division: 0000 - Non-Departmental								
RevCategory: 750 - Transfers								
092-4-0000-75067	Transfer From Fund 067	0.00	29,017.21	0.00	0.00	0.00		
RevCategory: 750 - Transfers Total:		**0.00**	**29,017.21**	**0.00**	**0.00**	**0.00**	**0.00**	**0.00**
Division: 0000 - Non-Departmental Total:		**0.00**	**29,017.21**	**0.00**	**0.00**	**0.00**	**0.00**	**0.00**
Department : 000 - Non-Departmental Total:		**0.00**	**29,017.21**	**0.00**	**0.00**	**0.00**	**0.00**	**0.00**
Department : 305 - Street								
Division: 3050 - Street								
RevCategory: 800 - Utility Services								
092-4-3050-84000	Street Maintenance Fee	822,553.28	1,044,852.28	1,035,000.00	1,035,000.00	934,921.20	1,069,125.76	1,069,126.00

Budget Detail

Budget Code	Description	Units	Price	Amount
City Manager	Based on revenues in FY 22-23	0.00	0.00	-1,069,126.00

RevCategory: 800 - Utility Services Total:	**822,553.28**	**1,044,852.28**	**1,035,000.00**	**1,035,000.00**	**934,921.20**	**1,069,125.76**	**1,069,126.00**
Division: 3050 - Street Total:	**822,553.28**	**1,044,852.28**	**1,035,000.00**	**1,035,000.00**	**934,921.20**	**1,069,125.76**	**1,069,126.00**
Department : 305 - Street Total:	**822,553.28**	**1,044,852.28**	**1,035,000.00**	**1,035,000.00**	**934,921.20**	**1,069,125.76**	**1,069,126.00**
Revenue Total:	**822,553.28**	**1,073,869.49**	**1,035,000.00**	**1,035,000.00**	**934,921.20**	**1,069,125.76**	**1,069,126.00**
Expense								
Department : 305 - Street								
Division: 3050 - Street								
Category: 30 - Services								
092-5-3050-31400	Professional Services	0.00	0.00	174,982.00	174,982.00	4,397.40	174,982.00	174,982.00

Budget Detail

Budget Code	Description	Units	Price	Amount
City Manager	Street sweeping contract	0.00	0.00	174,982.00

Category: 30 - Services Total:	**0.00**	**0.00**	**174,982.00**	**174,982.00**	**4,397.40**	**174,982.00**	**174,982.00**

		2021 Total Activity	2022 Total Activity	2023 Original Budget	2023 Total Budget (Amended)	2023 YTD Activity	2023 Expected Annual	2024 City Manager Proposed
Category: 50 - Maintenance								
092-5-3050-52100	Street & Bridge	1,302,763.78	663,640.17	950,000.00	950,000.00	533,804.85	950,003.00	975,000.00

Budget Notes

Budget Code	Subject	Description
City Manager	Supplemental Info	Street striping after seal coats on main thoroughfares to maintain safe traffic flow.

Budget Detail

Budget Code	Description	Units	Price	Amount
City Manager	FY 23-24-One-Time Approved Supplemental	0.00	0.00	25,000.00
City Manager	Street list TDB	0.00	0.00	950,000.00

Category: 50 - Maintenance Total:	**1,302,763.78**	**663,640.17**	**950,000.00**	**950,000.00**	**533,804.85**	**950,003.00**	**975,000.00**
Category: 95 - Prior Yr Adjustments							
092-5-3050-95000 Bad Debt	1,572.68	3,417.40	0.00	0.00	0.00		
Category: 95 - Prior Yr Adjustments Total:	**1,572.68**	**3,417.40**	**0.00**	**0.00**	**0.00**	**0.00**	**0.00**
Division: 3050 - Street Total:	**1,304,336.46**	**667,057.57**	**1,124,982.00**	**1,124,982.00**	**538,202.25**	**1,124,985.00**	**1,149,982.00**
Department : 305 - Street Total:	**1,304,336.46**	**667,057.57**	**1,124,982.00**	**1,124,982.00**	**538,202.25**	**1,124,985.00**	**1,149,982.00**
Department : 690 - Fund Expense/Transfer							
Division: 6900 - Fund Expense/Transfer							
Category: 80 - Transfers Out							
092-5-6900-80001 Transfer To Fund 001	150,000.00	150,000.00	150,000.00	150,000.00	112,500.00	150,000.00	150,000.00

Budget Detail

Budget Code	Description	Units	Price	Amount
City Manager	Street Sweeping Construction Crew	0.00	0.00	150,000.00

Category: 80 - Transfers Out Total:	**150,000.00**	**150,000.00**	**150,000.00**	**150,000.00**	**112,500.00**	**150,000.00**	**150,000.00**
Division: 6900 - Fund Expense/Transfer Total:	**150,000.00**	**150,000.00**	**150,000.00**	**150,000.00**	**112,500.00**	**150,000.00**	**150,000.00**
Department : 690 - Fund Expense/Transfer Total:	**150,000.00**	**150,000.00**	**150,000.00**	**150,000.00**	**112,500.00**	**150,000.00**	**150,000.00**
Expense Total:	**1,454,336.46**	**817,057.57**	**1,274,982.00**	**1,274,982.00**	**650,702.25**	**1,274,985.00**	**1,299,982.00**
Fund: 092 - STREET FUND Surplus (Deficit):	**-631,783.18**	**256,811.92**	**-239,982.00**	**-239,982.00**	**284,218.95**	**-205,859.24**	**-230,856.00**
Report Surplus (Deficit):	**-631,783.18**	**256,811.92**	**-239,982.00**	**-239,982.00**	**284,218.95**	**-205,859.24**	**-230,856.00**

CITY OF Kingsville TEXAS

FUND 093 – PARK MAINTENANCE FUND SUMMARY

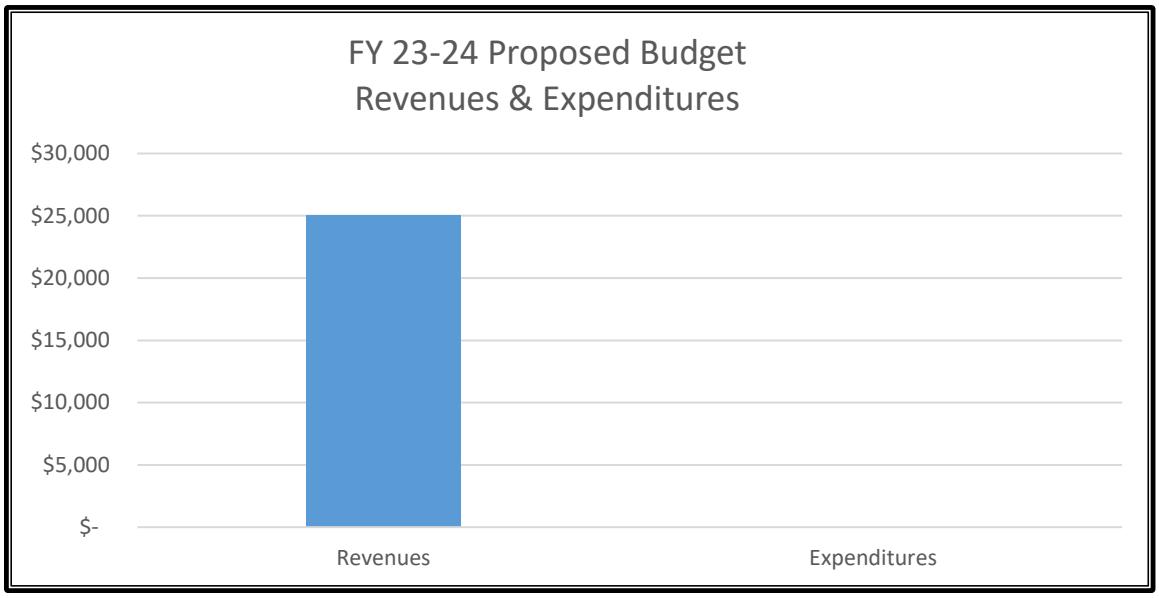

	FY 23-24 Proposed Budget
Revenues	$ 25,000
Expenditures	0
Net Revenues over (under) Expenditures	$ 25,000
Fund Balance	
Beginning Fund Balance - (Unaudited)	$ 27,498
Budgeted Revenues - Transfers In	25,000
Budgeted Expenditures	0
Estimated Ending Fund Balance 09/30/24	$ 52,498

City of Kingsville, TX

General Funds
Account Summary
For Fiscal: 10/2022-09/2023 Period Ending: 09/30/2023

		2021 Total Activity	2022 Total Activity	2023 Original Budget	2023 Total Budget (Amended)	2023 YTD Activity	2023 Expected Annual	2024 City Manager Proposed
Fund: 093 - PARK MAINTENANCE FUND								
Revenue								
Department : 000 - Non-Departmental								
Division: 0000 - Non-Departmental								
RevCategory: 750 - Transfers								
093-4-0000-75001	Transfer From Fund 001	25,000.00	25,000.00	25,000.00	25,000.00	18,750.00	25,000.00	25,000.00
Budget Detail								
Budget Code	**Description**	**Units**	**Price**	**Amount**				
City Manager	Annual Allocations	0.00	0.00	-25,000.00				
	RevCategory: 750 - Transfers Total:	**25,000.00**	**25,000.00**	**25,000.00**	**25,000.00**	**18,750.00**	**25,000.00**	**25,000.00**
	Division: 0000 - Non-Departmental Total:	**25,000.00**	**25,000.00**	**25,000.00**	**25,000.00**	**18,750.00**	**25,000.00**	**25,000.00**
	Department : 000 - Non-Departmental Total:	**25,000.00**	**25,000.00**	**25,000.00**	**25,000.00**	**18,750.00**	**25,000.00**	**25,000.00**
Department : 450 - Parks & Recreation								
Division: 4503 - Parks Maintenance								
RevCategory: 500 - General Services Fees								
093-4-4503-58003	Park Donations	0.00	0.00	0.00	30,000.00	0.00	30,000.00	
	RevCategory: 500 - General Services Fees Total:	**0.00**	**0.00**	**0.00**	**30,000.00**	**0.00**	**30,000.00**	**0.00**
	Division: 4503 - Parks Maintenance Total:	**0.00**	**0.00**	**0.00**	**30,000.00**	**0.00**	**30,000.00**	**0.00**
	Department : 450 - Parks & Recreation Total:	**0.00**	**0.00**	**0.00**	**30,000.00**	**0.00**	**30,000.00**	**0.00**
	Revenue Total:	**25,000.00**	**25,000.00**	**25,000.00**	**55,000.00**	**18,750.00**	**55,000.00**	**25,000.00**
Expense								
Department : 450 - Parks & Recreation								
Division: 4503 - Parks Maintenance								
Category: 20 - Supplies								
093-5-4503-21700	Minor Equipment	2,000.00	1,960.87	0.00	0.00	0.00		
	Category: 20 - Supplies Total:	**2,000.00**	**1,960.87**	**0.00**	**0.00**	**0.00**	**0.00**	**0.00**
Category: 50 - Maintenance								
093-5-4503-59100	Grounds & Perm Fixtures	0.00	39,330.28	12,000.00	24,000.00	18,000.00	18,000.00	
	Category: 50 - Maintenance Total:	**0.00**	**39,330.28**	**12,000.00**	**24,000.00**	**18,000.00**	**18,000.00**	**0.00**

		2021 Total Activity	2022 Total Activity	2023 Original Budget	2023 Total Budget (Amended)	2023 YTD Activity	2023 Expected Annual	2024 City Manager Proposed
Category: 70 - Capital Outlay								
093-5-4503-71200	Machinery/Equipment	23,300.00	0.00	34,000.00	12,000.00	12,000.00	12,000.00	
093-5-4503-71228	Parks Field Improvements	0.00	0.00	0.00	25,000.00	0.00	25,000.00	
	Category: 70 - Capital Outlay Total:	**23,300.00**	**0.00**	**34,000.00**	**37,000.00**	**12,000.00**	**37,000.00**	**0.00**
	Division: 4503 - Parks Maintenance Total:	**25,300.00**	**41,291.15**	**46,000.00**	**61,000.00**	**30,000.00**	**55,000.00**	**0.00**
	Department : 450 - Parks & Recreation Total:	**25,300.00**	**41,291.15**	**46,000.00**	**61,000.00**	**30,000.00**	**55,000.00**	**0.00**
	Expense Total:	**25,300.00**	**41,291.15**	**46,000.00**	**61,000.00**	**30,000.00**	**55,000.00**	**0.00**
	Fund: 093 - PARK MAINTENANCE FUND Surplus (Deficit):	**-300.00**	**-16,291.15**	**-21,000.00**	**-6,000.00**	**-11,250.00**	**0.00**	**25,000.00**
	Report Surplus (Deficit):	**-300.00**	**-16,291.15**	**-21,000.00**	**-6,000.00**	**-11,250.00**	**0.00**	**25,000.00**

CITY OF Kingsville TEXAS

FUND 097 – VEHICLE REPLACEMENT-FIRE FUND SUMMARY

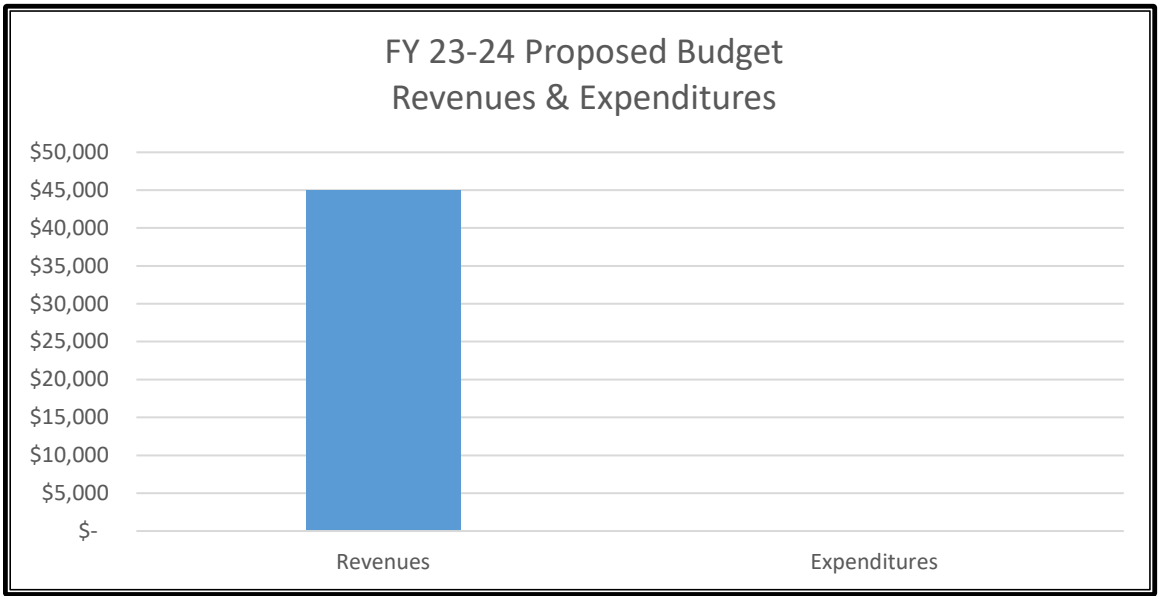

	FY 23-24 Proposed Budget
Revenues	$ 45,000
Expenditures	0
Net Revenues over (under) Expenditures	$ 45,000
Fund Balance	
Beginning Fund Balance - (Unaudited)	$ 215,628
Budgeted Revenues - Transfers In	45,000
Budgeted Expenditures	0
Estimated Ending Fund Balance 09/30/24	$ 260,628

City of Kingsville, TX

General Funds
Account Summary
For Fiscal: 10/2022-09/2023 Period Ending: 09/30/2023

		2021 Total Activity	2022 Total Activity	2023 Original Budget	2023 Total Budget (Amended)	2023 YTD Activity	2023 Expected Annual	2024 City Manager Proposed
Fund: 097 - VEHICLE REPLACEMENT - FIRE FUND								
Revenue								
Department : 000 - Non-Departmental								
Division: 0000 - Non-Departmental								
RevCategory: 500 - General Services Fees								
097-4-0000-57011	Ambulance Service - Suppleme...	101,923.81	0.00	0.00	0.00	0.00		
RevCategory: 500 - General Services Fees Total:		**101,923.81**	**0.00**	**0.00**	**0.00**	**0.00**	**0.00**	**0.00**
RevCategory: 750 - Transfers								
097-4-0000-75001	Transfer From Fund 001	0.00	0.00	45,000.00	45,000.00	33,750.00	45,000.00	45,000.00

Budget Detail

Budget Code	Description	Units	Price	Amount
City Manager	Year 2 of 4 - Medic Unit Purchase	0.00	0.00	-45,000.00

RevCategory: 750 - Transfers Total:	**0.00**	**0.00**	**45,000.00**	**45,000.00**	**33,750.00**	**45,000.00**	**45,000.00**
Division: 0000 - Non-Departmental Total:	**101,923.81**	**0.00**	**45,000.00**	**45,000.00**	**33,750.00**	**45,000.00**	**45,000.00**
Department : 000 - Non-Departmental Total:	**101,923.81**	**0.00**	**45,000.00**	**45,000.00**	**33,750.00**	**45,000.00**	**45,000.00**
Revenue Total:	**101,923.81**	**0.00**	**45,000.00**	**45,000.00**	**33,750.00**	**45,000.00**	**45,000.00**
Expense							
Department : 690 - Fund Expense/Transfer							
Division: 6900 - Fund Expense/Transfer							
Category: 80 - Transfers Out							
097-5-6900-80001	Transfer to Fund 001	12,348.04	0.00	0.00	0.00	0.00	
Category: 80 - Transfers Out Total:	**12,348.04**	**0.00**	**0.00**	**0.00**	**0.00**	**0.00**	**0.00**
Division: 6900 - Fund Expense/Transfer Total:	**12,348.04**	**0.00**	**0.00**	**0.00**	**0.00**	**0.00**	**0.00**
Department : 690 - Fund Expense/Transfer Total:	**12,348.04**	**0.00**	**0.00**	**0.00**	**0.00**	**0.00**	**0.00**
Expense Total:	**12,348.04**	**0.00**	**0.00**	**0.00**	**0.00**	**0.00**	**0.00**
Fund: 097 - VEHICLE REPLACEMENT - FIRE FUND Surplus (Deficit):	**89,575.77**	**0.00**	**45,000.00**	**45,000.00**	**33,750.00**	**45,000.00**	**45,000.00**
Report Surplus (Deficit):	**89,575.77**	**0.00**	**45,000.00**	**45,000.00**	**33,750.00**	**45,000.00**	**45,000.00**

FUND 098 – ECONOMIC DEVELOPMENT FUND SUMMARY

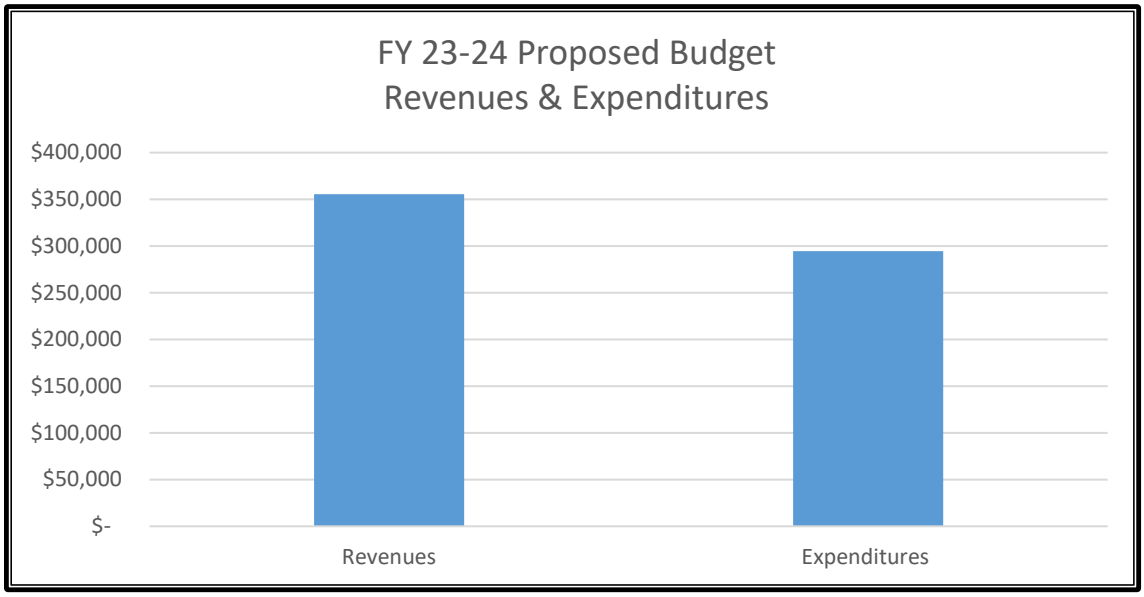

			FY 23-24 Proposed Budget
Revenues			$ 355,600
Expenditures			294,469
Net Revenues over (under) Expenditures			$ 61,131
Fund Balance			
Beginning Fund Balance - (Unaudited)			$ 186,429
Budgeted Revenues	$	104,600	
Budgeted Transfers In		251,000	
Total Budgeted Revenues			355,600
Budgeted Expenditures			294,469
Estimated Ending Fund Balance 09/30/24			$ 247,560

City of Kingsville, TX

General Funds
Account Summary
For Fiscal: 10/2022-09/2023 Period Ending: 09/30/2023

			2021 Total Activity	2022 Total Activity	2023 Original Budget	2023 Total Budget (Amended)	2023 YTD Activity	2023 Expected Annual	2024 City Manager Proposed
Fund: 098 - ECONOMIC DEVELOPMENT FUND									
Revenue									
Department : 000 - Non-Departmental									
Division: 0000 - Non-Departmental									
RevCategory: 750 - Transfers									
098-4-0000-75001	Transfer From Fund 001		208,980.75	270,000.00	251,000.00	251,000.00	188,250.00	251,000.00	251,000.00
Budget Detail									
Budget Code	**Description**	**Units**	**Price**	**Amount**					
City Manager	Additional Economic Assistance	0.00	0.00	-100,000.00					
City Manager	Chick Fil A Incentive Agreement	0.00	0.00	-60,000.00					
City Manager	Marshalls Incentive Agreement	0.00	0.00	-46,000.00					
City Manager	Neessen Incentive Agreement	0.00	0.00	-45,000.00					
RevCategory: 750 - Transfers Total:			**208,980.75**	**270,000.00**	**251,000.00**	**251,000.00**	**188,250.00**	**251,000.00**	**251,000.00**
Division: 0000 - Non-Departmental Total:			**208,980.75**	**270,000.00**	**251,000.00**	**251,000.00**	**188,250.00**	**251,000.00**	**251,000.00**
Department : 000 - Non-Departmental Total:			**208,980.75**	**270,000.00**	**251,000.00**	**251,000.00**	**188,250.00**	**251,000.00**	**251,000.00**
Department : 106 - Economic Development									
Division: 1060 - Economic Development									
RevCategory: 140 - In Lieu of Taxes									
098-4-1060-14010	In Lieu of Tax Payments-Celane...		100,000.00	100,000.00	100,000.00	100,000.00	0.00	100,000.00	100,000.00
Budget Detail									
Budget Code	**Description**	**Units**	**Price**	**Amount**					
City Manager	Per Agreement-Pays in late Sept	0.00	0.00	-100,000.00					
098-4-1060-14015	In Lieu of Tax Payments-Housin...		7,959.13	4,761.08	4,600.00	4,600.00	4,265.65	4,700.00	4,600.00
Budget Detail									
Budget Code	**Description**	**Units**	**Price**	**Amount**					
City Manager	Per Agreement-Pays in late Auguts	0.00	0.00	-4,600.00					
RevCategory: 140 - In Lieu of Taxes Total:			**107,959.13**	**104,761.08**	**104,600.00**	**104,600.00**	**4,265.65**	**104,700.00**	**104,600.00**
Division: 1060 - Economic Development Total:			**107,959.13**	**104,761.08**	**104,600.00**	**104,600.00**	**4,265.65**	**104,700.00**	**104,600.00**
Department : 106 - Economic Development Total:			**107,959.13**	**104,761.08**	**104,600.00**	**104,600.00**	**4,265.65**	**104,700.00**	**104,600.00**
Revenue Total:			**316,939.88**	**374,761.08**	**355,600.00**	**355,600.00**	**192,515.65**	**355,700.00**	**355,600.00**

			2021 Total Activity	2022 Total Activity	2023 Original Budget	2023 Total Budget (Amended)	2023 YTD Activity	2023 Expected Annual	2024 City Manager Proposed
Expense									
Department : 106 - Economic Development									
Division: 1060 - Economic Development									
Category: 10 - Personnel Services									
098-5-1060-11100	Salaries & Wages		86,712.35	91,509.48	93,946.00	95,183.06	78,965.06	95,183.06	97,800.00
Budget Detail									
Budget Code	**Description**	**Units**	**Price**	**Amount**					
City Manager	Additional	0.00	0.00	3,224.12					
City Manager	Director	0.00	0.00	93,704.00					
City Manager	YE 9 day accrual less PY credit	0.00	0.00	871.88					
098-5-1060-11301	Longevity - Non Civil Service		192.03	376.91	422.00	422.00	357.62	421.06	485.00
Budget Detail									
Budget Code	**Description**	**Units**	**Price**	**Amount**					
City Manager	8 Years of Service	8.00	60.00	480.00					
City Manager	YE 9 days accrual less PY credit	0.00	0.00	5.00					
098-5-1060-11400	Retirement - TMRS		7,379.84	7,454.82	7,682.00	7,783.12	6,452.88	7,783.12	8,928.00
Budget Detail									
Budget Code	**Description**	**Units**	**Price**	**Amount**					
City Manager	Additional	0.00	0.00	37.00					
City Manager	Total Salaries @ 9.09%	96,995.12	0.09	8,816.86					
City Manager	YE 9 day accrual less PY credit	0.00	0.00	74.14					
098-5-1060-11500	FICA		6,392.87	6,694.00	7,220.00	6,923.71	5,748.22	6,923.71	7,526.00
Budget Detail									
Budget Code	**Description**	**Units**	**Price**	**Amount**					
City Manager	Additional	0.00	0.00	32.00					
City Manager	Total Salaries @ 7.65%	96,995.12	0.08	7,420.13					
City Manager	YE 9 day accrual	0.00	0.00	73.87					
098-5-1060-11600	Group Health Insurance		22,371.00	22,386.00	22,203.00	22,203.00	17,563.86	17,563.86	23,432.00
Budget Detail									
Budget Code	**Description**	**Units**	**Price**	**Amount**					
City Manager	(1) EPO Plan	0.00	0.00	23,432.00					
098-5-1060-11700	Workers' Compensation		122.55	152.22	155.00	148.01	124.25	148.01	256.00
Budget Detail									
Budget Code	**Description**	**Units**	**Price**	**Amount**					
City Manager	(1) WC Code 8810-Total Salaries divided by :	969.95	0.41	397.68					
City Manager	Additional	0.00	0.00	96.00					

			2021 Total Activity	2022 Total Activity	2023 Original Budget	2023 Total Budget (Amended)	2023 YTD Activity	2023 Expected Annual	2024 City Manager Proposed
City Manager	Less Experience Modifier	397.68	-0.50	-198.84					
City Manager	Less Fund Discount	198.84	-0.20	-39.77					
City Manager	Whole Dollar Rounding	0.00	0.00	0.93					
098-5-1060-11800	Unemployment Compensation		252.00	9.00	253.00	19.56	9.00	19.56	86.00
Budget Detail									
Budget Code	**Description**	**Units**	**Price**	**Amount**					
City Manager	(1) Employee	1.00	86.00	86.00					
098-5-1060-12300	Life Insurance		108.00	108.00	109.00	109.00	99.00	108.00	108.00
Budget Detail									
Budget Code	**Description**	**Units**	**Price**	**Amount**					
City Manager	(1) Max Coverage	1.00	108.00	108.00					
098-5-1060-13100	Hazard Pay		250.00	0.00	0.00	0.00	0.00		
098-5-1060-19900	EDC-Salaries/Benefits		-57,649.00	-65,804.00	-66,990.00	-66,990.00	-66,990.00	-69,008.30	-73,621.00
Budget Detail									
Budget Code	**Description**	**Units**	**Price**	**Amount**					
City Manager	Additional Reduction	0.00	0.00	-578.00					
City Manager	Base on Contract Amount of $65000	0.00	0.00	-73,043.00					
Category: 10 - Personnel Services Total:			**66,131.64**	**62,886.43**	**65,000.00**	**65,801.46**	**42,329.89**	**59,142.08**	**65,000.00**
Category: 30 - Services									
098-5-1060-31400	Professional Services		100,000.00	100,000.00	100,000.00	100,000.00	100,000.00	100,000.00	100,000.00
Budget Detail									
Budget Code	**Description**	**Units**	**Price**	**Amount**					
City Manager	Addtl Economic Dev Services	0.00	0.00	100,000.00					
098-5-1060-31433	Prof Srvcs-TAMUK Stadium Re...		0.00	25,000.00	25,000.00	25,000.00	25,000.00	25,000.00	
098-5-1060-35501	Incentive Agreement - Neessen...		21,056.62	21,577.81	45,000.00	44,198.54	23,626.99	23,626.99	24,000.00
Budget Detail									
Budget Code	**Description**	**Units**	**Price**	**Amount**					
City Manager	Incentive Agmt Estimated Payment	0.00	0.00	24,000.00					
098-5-1060-35502	Incentive Agreement-Starbucks		20,000.00	0.00	0.00	0.00	0.00		
098-5-1060-35503	Incentive Agreement-Marshalls		31,213.38	45,404.89	46,000.00	46,000.00	45,468.03	45,468.03	45,469.00
Budget Detail									
Budget Code	**Description**	**Units**	**Price**	**Amount**					
City Manager	Incentive Agmt Estimated Pymt	0.00	0.00	45,469.00					

			2021 Total Activity	2022 Total Activity	2023 Original Budget	2023 Total Budget (Amended)	2023 YTD Activity	2023 Expected Annual	2024 City Manager Proposed
098-5-1060-35504	Incentive Agreement - Chik-fil-A		32,795.53	57,861.55	60,000.00	60,000.00	29,165.34	60,000.00	60,000.00
Budget Detail									
Budget Code	**Description**	**Units**	**Price**	**Amount**					
City Manager	Incentive Agmt Estimted Pymt	0.00	0.00	60,000.00					
Category: 30 - Services Total:			**205,065.53**	**249,844.25**	**276,000.00**	**275,198.54**	**223,260.36**	**254,095.02**	**229,469.00**
Division: 1060 - Economic Development Total:			**271,197.17**	**312,730.68**	**341,000.00**	**341,000.00**	**265,590.25**	**313,237.10**	**294,469.00**
Department : 106 - Economic Development Total:			**271,197.17**	**312,730.68**	**341,000.00**	**341,000.00**	**265,590.25**	**313,237.10**	**294,469.00**
Department : 690 - Fund Expense/Transfer									
Division: 6900 - Fund Expense/Transfer									
Category: 80 - Transfers Out									
098-5-6900-80138	Transfer to Fund 138		386.00	0.00	0.00	0.00	0.00		
Category: 80 - Transfers Out Total:			**386.00**	**0.00**	**0.00**	**0.00**	**0.00**	**0.00**	**0.00**
Division: 6900 - Fund Expense/Transfer Total:			**386.00**	**0.00**	**0.00**	**0.00**	**0.00**	**0.00**	**0.00**
Department : 690 - Fund Expense/Transfer Total:			**386.00**	**0.00**	**0.00**	**0.00**	**0.00**	**0.00**	**0.00**
Expense Total:			**271,583.17**	**312,730.68**	**341,000.00**	**341,000.00**	**265,590.25**	**313,237.10**	**294,469.00**
Fund: 098 - ECONOMIC DEVELOPMENT FUND Surplus (Deficit):			**45,356.71**	**62,030.40**	**14,600.00**	**14,600.00**	**-73,074.60**	**42,462.90**	**61,131.00**
Report Surplus (Deficit):			**45,356.71**	**62,030.40**	**14,600.00**	**14,600.00**	**-73,074.60**	**42,462.90**	**61,131.00**

CITY OF Kingsville TEXAS

FUND 105 – VEHICLE REPLACEMENT-POLICE FUND SUMMARY

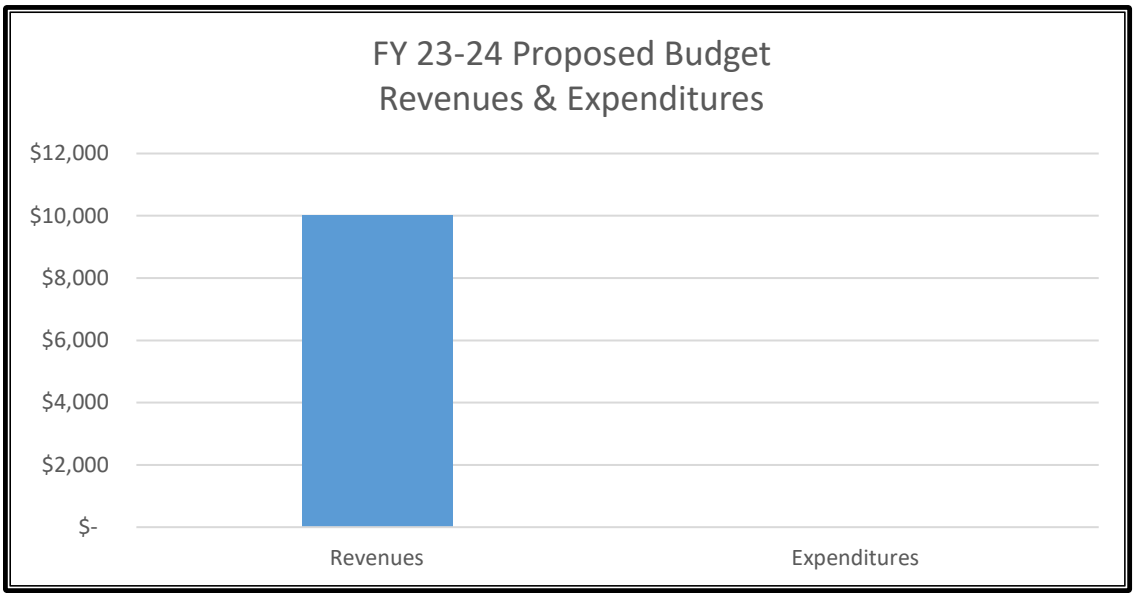

	FY 23-24 Proposed Budget
Revenues	$ 10,000
Expenditures	0
Net Revenues over (under) Expenditures	$ 10,000
Fund Balance	
Beginning Fund Balance - (Unaudited)	$ 0
Budgeted Revenues - Transfers In	10,000
Budgeted Expenditures - Transfers Out	0
Estimated Ending Fund Balance 09/30/24	$ 10,000

City of Kingsville, TX

General Funds
Account Summary
For Fiscal: 10/2022-09/2023 Period Ending: 09/30/2023

			2021 Total Activity	2022 Total Activity	2023 Original Budget	2023 Total Budget (Amended)	2023 YTD Activity	2023 Expected Annual	2024 City Manager Proposed
Fund: 105 - VEHICLE REPLACEMENT - POLICE FUND									
Revenue									
Department : 000 - Non-Departmental									
Division: 0000 - Non-Departmental									
RevCategory: 750 - Transfers									
105-4-0000-75001	Transfer From Fund 001		10,000.00	10,000.00	10,000.00	10,000.00	7,500.00	10,000.00	10,000.00
Budget Detail									
Budget Code	**Description**	**Units**	**Price**	**Amount**					
City Manager	Annual Allocaton	0.00	0.00	-10,000.00					
RevCategory: 750 - Transfers Total:			**10,000.00**	**10,000.00**	**10,000.00**	**10,000.00**	**7,500.00**	**10,000.00**	**10,000.00**
Division: 0000 - Non-Departmental Total:			**10,000.00**	**10,000.00**	**10,000.00**	**10,000.00**	**7,500.00**	**10,000.00**	**10,000.00**
Department : 000 - Non-Departmental Total:			**10,000.00**	**10,000.00**	**10,000.00**	**10,000.00**	**7,500.00**	**10,000.00**	**10,000.00**
Revenue Total:			**10,000.00**	**10,000.00**	**10,000.00**	**10,000.00**	**7,500.00**	**10,000.00**	**10,000.00**
Expense									
Department : 690 - Fund Expense/Transfer									
Division: 6900 - Fund Expense/Transfer									
Category: 80 - Transfers Out									
105-5-6900-80115	Transfer to Fund 115		0.00	0.00	30,000.00	30,000.00	22,500.00	30,000.00	
Category: 80 - Transfers Out Total:			**0.00**	**0.00**	**30,000.00**	**30,000.00**	**22,500.00**	**30,000.00**	**0.00**
Division: 6900 - Fund Expense/Transfer Total:			**0.00**	**0.00**	**30,000.00**	**30,000.00**	**22,500.00**	**30,000.00**	**0.00**
Department : 690 - Fund Expense/Transfer Total:			**0.00**	**0.00**	**30,000.00**	**30,000.00**	**22,500.00**	**30,000.00**	**0.00**
Expense Total:			**0.00**	**0.00**	**30,000.00**	**30,000.00**	**22,500.00**	**30,000.00**	**0.00**
Fund: 105 - VEHICLE REPLACEMENT - POLICE FUND Surplus (Deficit):			**10,000.00**	**10,000.00**	**-20,000.00**	**-20,000.00**	**-15,000.00**	**-20,000.00**	**10,000.00**
Report Surplus (Deficit):			**10,000.00**	**10,000.00**	**-20,000.00**	**-20,000.00**	**-15,000.00**	**-20,000.00**	**10,000.00**

FUND 115 – TAX NOTES SERIES 2021
FUND SUMMARY

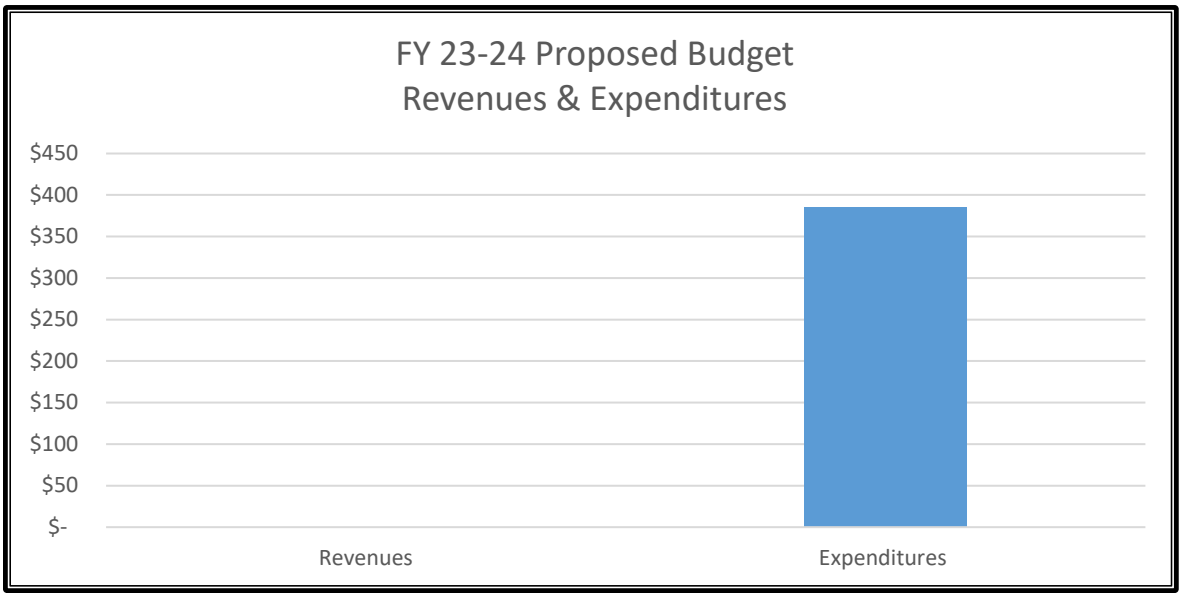

		FY 23-24 Proposed Budget
Revenues		$ 0
Expenditures		385
Net Revenues over (under) Expenditures		$ (385)
Fund Balance		
Beginning Fund Balance - (Unaudited)		$ 385
Budgeted Revenues - Transfers In		0
Budgeted Expenditures	$ -	
Budgeted Transfers Out	385	
Total Budgeted Revenues		385
Estimated Ending Fund Balance 09/30/24		$ 0

City of Kingsville, TX

General Funds
Account Summary
For Fiscal: 10/2022-09/2023 Period Ending: 09/30/2023

			2021 Total Activity	2022 Total Activity	2023 Original Budget	2023 Total Budget (Amended)	2023 YTD Activity	2023 Expected Annual	2024 City Manager Proposed
Fund: 105 - VEHICLE REPLACEMENT - POLICE FUND									
Revenue									
Department : 000 - Non-Departmental									
Division: 0000 - Non-Departmental									
RevCategory: 750 - Transfers									
105-4-0000-75001	Transfer From Fund 001		10,000.00	10,000.00	10,000.00	10,000.00	7,500.00	10,000.00	10,000.00
Budget Detail									
Budget Code	**Description**	**Units**	**Price**	**Amount**					
City Manager	Annual Allocaton	0.00	0.00	-10,000.00					
RevCategory: 750 - Transfers Total:			**10,000.00**	**10,000.00**	**10,000.00**	**10,000.00**	**7,500.00**	**10,000.00**	**10,000.00**
Division: 0000 - Non-Departmental Total:			**10,000.00**	**10,000.00**	**10,000.00**	**10,000.00**	**7,500.00**	**10,000.00**	**10,000.00**
Department : 000 - Non-Departmental Total:			**10,000.00**	**10,000.00**	**10,000.00**	**10,000.00**	**7,500.00**	**10,000.00**	**10,000.00**
Revenue Total:			**10,000.00**	**10,000.00**	**10,000.00**	**10,000.00**	**7,500.00**	**10,000.00**	**10,000.00**
Expense									
Department : 690 - Fund Expense/Transfer									
Division: 6900 - Fund Expense/Transfer									
Category: 80 - Transfers Out									
105-5-6900-80115	Transfer to Fund 115		0.00	0.00	30,000.00	30,000.00	22,500.00	30,000.00	
Category: 80 - Transfers Out Total:			**0.00**	**0.00**	**30,000.00**	**30,000.00**	**22,500.00**	**30,000.00**	**0.00**
Division: 6900 - Fund Expense/Transfer Total:			**0.00**	**0.00**	**30,000.00**	**30,000.00**	**22,500.00**	**30,000.00**	**0.00**
Department : 690 - Fund Expense/Transfer Total:			**0.00**	**0.00**	**30,000.00**	**30,000.00**	**22,500.00**	**30,000.00**	**0.00**
Expense Total:			**0.00**	**0.00**	**30,000.00**	**30,000.00**	**22,500.00**	**30,000.00**	**0.00**
Fund: 105 - VEHICLE REPLACEMENT - POLICE FUND Surplus (Deficit):			**10,000.00**	**10,000.00**	**-20,000.00**	**-20,000.00**	**-15,000.00**	**-20,000.00**	**10,000.00**
Report Surplus (Deficit):			**10,000.00**	**10,000.00**	**-20,000.00**	**-20,000.00**	**-15,000.00**	**-20,000.00**	**10,000.00**

Fund Summary

Fund	2021 Total Activity	2022 Total Activity	2023 Original Budget	2023 Total Budget	2023 YTD Activity	Defined Budgets 2023 Expected Annual	Defined Budgets 2024 City Manager Proposed
105 - VEHICLE REPLACEMENT - POLICE FUND	10,000.00	10,000.00	-20,000.00	-20,000.00	-15,000.00	-20,000.00	10,000.00
Report Surplus (Deficit):	**10,000.00**	**10,000.00**	**-20,000.00**	**-20,000.00**	**-15,000.00**	**-20,000.00**	**10,000.00**

CITY OF Kingsville TEXAS

FUND 120 – PROPERTY TAX RESERVE FUND SUMMARY

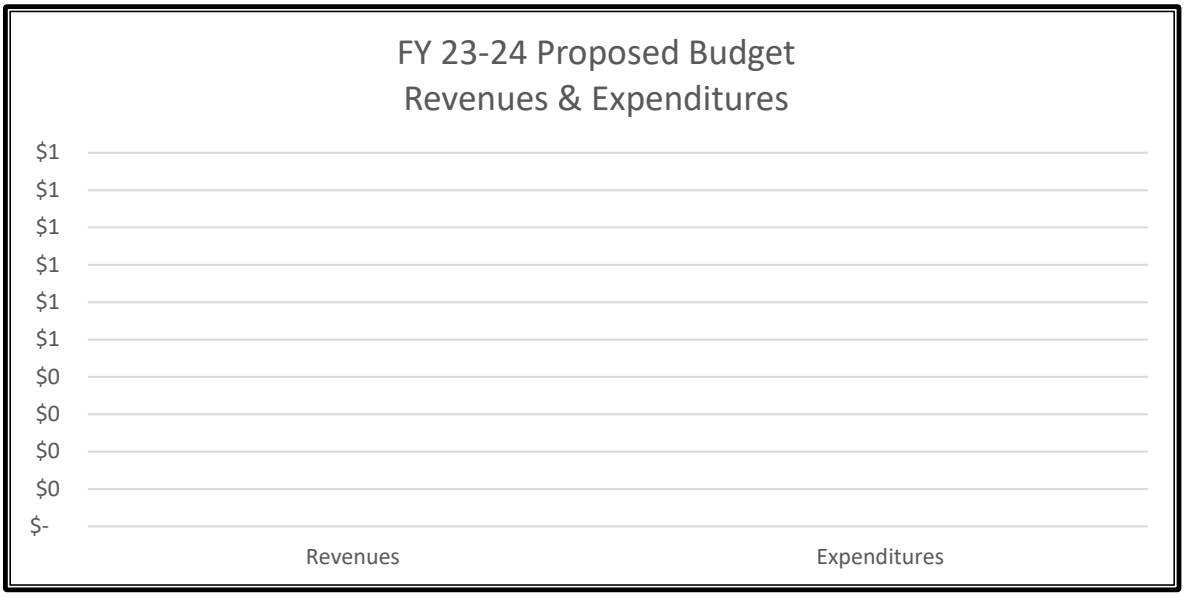

	FY 23-24 Proposed Budget
Revenues	$ 0
Expenditures	0
Net Revenues over (under) Expenditures	$ 0
Fund Balance	
Beginning Fund Balance - (Unaudited)	$ 432,231
Budgeted Revenues	0
Budgeted Expenditures	0
Estimated Ending Fund Balance 09/30/24	$ 432,231

City of Kingsville, TX

General Funds

Account Summary

For Fiscal: 10/2022-09/2023 Period Ending: 09/30/2023

		2021 Total Activity	2022 Total Activity	2023 Original Budget	2023 Total Budget (Amended)	2023 YTD Activity	2023 Expected Annual	2024 City Manager Proposed
Fund: 120 - PROPERTY TAX RESERVE FUND								
Revenue								
Department : 180 - Finance								
Division: 1800 - Finance								
RevCategory: 100 - Advalorem Taxes								
120-4-1800-11111	Current Taxes-Real Property (R...	157,581.25	80,715.45	0.00	0.00	0.00		
	RevCategory: 100 - Advalorem Taxes Total:	**157,581.25**	**80,715.45**	**0.00**	**0.00**	**0.00**	**0.00**	**0.00**
	Division: 1800 - Finance Total:	**157,581.25**	**80,715.45**	**0.00**	**0.00**	**0.00**	**0.00**	**0.00**
	Department : 180 - Finance Total:	**157,581.25**	**80,715.45**	**0.00**	**0.00**	**0.00**	**0.00**	**0.00**
	Revenue Total:	**157,581.25**	**80,715.45**	**0.00**	**0.00**	**0.00**	**0.00**	**0.00**
	Fund: 120 - PROPERTY TAX RESERVE FUND Total:	**157,581.25**	**80,715.45**	**0.00**	**0.00**	**0.00**	**0.00**	**0.00**
	Report Total:	**157,581.25**	**80,715.45**	**0.00**	**0.00**	**0.00**	**0.00**	**0.00**

FUND 121 – ARP STATE & LOCAL FISCAL RECOVERY FUND SUMMARY

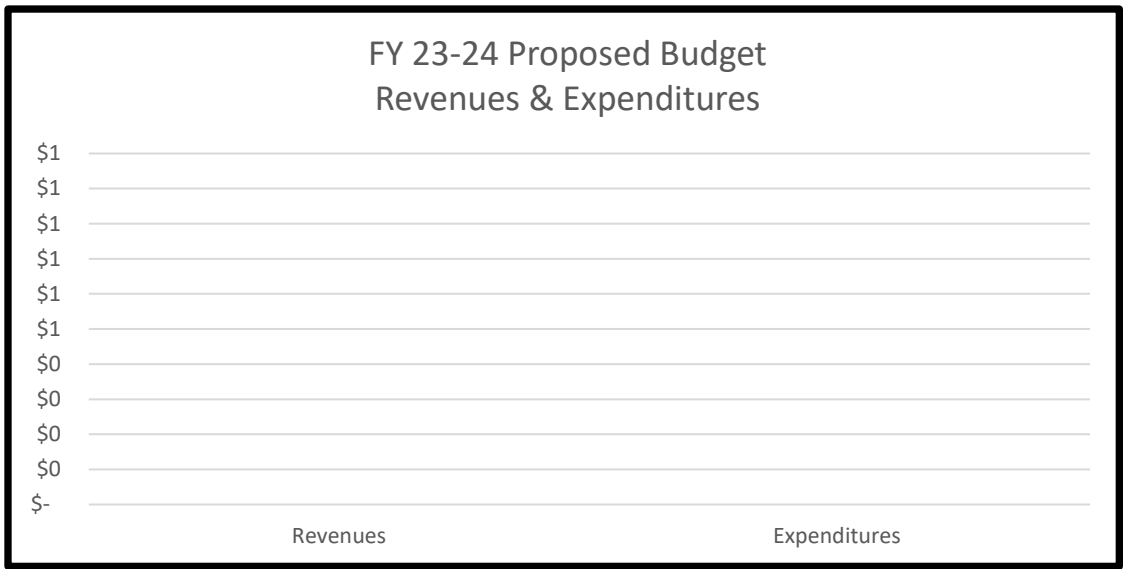

	FY 22-23 Proposed Budget
Revenues	$ 0
Expenditures	0
Net Revenues over (under) Expenditures	$ 0
Fund Balance	
Beginning Fund Balance - (Unaudited)	$ 0
Budgeted Revenues	0
Budgeted Expenditures	0
Estimated Ending Fund Balance 09/30/23	$ 0

City of Kingsville, TX

General Funds
Account Summary
For Fiscal: 10/2022-09/2023 Period Ending: 09/30/2023

		2021 Total Activity	2022 Total Activity	2023 Original Budget	2023 Total Budget (Amended)	2023 YTD Activity	2023 Expected Annual	2024 City Manager Proposed
Fund: 121 - GF-ARP STATE & LOCAL FISCAL RECOVERY FUNDS								
Revenue								
Department : 000 - Non-Departmental								
Division: 0000 - Non-Departmental								
RevCategory: 750 - Transfers								
121-4-0000-75125	Transfer from Fund 125	0.00	0.00	0.00	1,739,923.20	940,036.35	1,739,923.20	
	RevCategory: 750 - Transfers Total:	**0.00**	**0.00**	**0.00**	**1,739,923.20**	**940,036.35**	**1,739,923.20**	**0.00**
RevCategory: 900 - Interest & Other								
121-4-0000-94000	Intergovernmental Revenue	0.00	428,941.15	0.00	0.00	0.00		
	RevCategory: 900 - Interest & Other Total:	**0.00**	**428,941.15**	**0.00**	**0.00**	**0.00**	**0.00**	**0.00**
	Division: 0000 - Non-Departmental Total:	**0.00**	**428,941.15**	**0.00**	**1,739,923.20**	**940,036.35**	**1,739,923.20**	**0.00**
	Department : 000 - Non-Departmental Total:	**0.00**	**428,941.15**	**0.00**	**1,739,923.20**	**940,036.35**	**1,739,923.20**	**0.00**
	Revenue Total:	**0.00**	**428,941.15**	**0.00**	**1,739,923.20**	**940,036.35**	**1,739,923.20**	**0.00**
Expense								
Department : 103 - City Special								
Division: 1030 - City Special								
Category: 10 - Personnel Services								
121-5-1030-11400	Retirement - TMRS	0.00	6,637.05	0.00	0.00	0.00		
121-5-1030-11500	FICA	0.00	5,756.66	0.00	0.00	0.00		
121-5-1030-11700	Workers' Compensation	0.00	1,151.36	0.00	0.00	0.00		
121-5-1030-13100	Hazard Pay	0.00	75,250.00	0.00	0.00	0.00		
	Category: 10 - Personnel Services Total:	**0.00**	**88,795.07**	**0.00**	**0.00**	**0.00**	**0.00**	**0.00**
Category: 20 - Supplies								
121-5-1030-22600	Computers & Associated Equip	0.00	0.00	20,670.00	20,670.00	20,670.00	20,670.00	
	Category: 20 - Supplies Total:	**0.00**	**0.00**	**20,670.00**	**20,670.00**	**20,670.00**	**20,670.00**	**0.00**
Category: 30 - Services								
121-5-1030-31400	Professional Services	0.00	49,950.00	521,465.49	1,230,028.02	1,084,349.50	1,230,028.02	
	Category: 30 - Services Total:	**0.00**	**49,950.00**	**521,465.49**	**1,230,028.02**	**1,084,349.50**	**1,230,028.02**	**0.00**

		2021 Total Activity	2022 Total Activity	2023 Original Budget	2023 Total Budget (Amended)	2023 YTD Activity	2023 Expected Annual	2024 City Manager Proposed
Category: 70 - Capital Outlay								
121-5-1030-71200	Machinery/Equipment	0.00	0.00	0.00	112,985.04	112,985.04	112,985.04	
	Category: 70 - Capital Outlay Total:	**0.00**	**0.00**	**0.00**	**112,985.04**	**112,985.04**	**112,985.04**	**0.00**
	Division: 1030 - City Special Total:	**0.00**	**138,745.07**	**542,135.49**	**1,363,683.06**	**1,218,004.54**	**1,363,683.06**	**0.00**
	Department : 103 - City Special Total:	**0.00**	**138,745.07**	**542,135.49**	**1,363,683.06**	**1,218,004.54**	**1,363,683.06**	**0.00**
Department : 160 - Planning /DevlopSvcs								
Division: 1603 - Code Compliance								
Category: 30 - Services								
121-5-1603-31400	Professional Services	0.00	0.00	0.00	96,000.00	0.00	96,000.00	
	Category: 30 - Services Total:	**0.00**	**0.00**	**0.00**	**96,000.00**	**0.00**	**96,000.00**	**0.00**
	Division: 1603 - Code Compliance Total:	**0.00**	**0.00**	**0.00**	**96,000.00**	**0.00**	**96,000.00**	**0.00**
	Department : 160 - Planning /DevlopSvcs Total:	**0.00**	**0.00**	**0.00**	**96,000.00**	**0.00**	**96,000.00**	**0.00**
Department : 210 - Police								
Division: 2101 - Administration								
Category: 70 - Capital Outlay								
121-5-2101-71300	Building	0.00	0.00	150,000.00	227,214.19	228,182.32	227,214.19	
	Category: 70 - Capital Outlay Total:	**0.00**	**0.00**	**150,000.00**	**227,214.19**	**228,182.32**	**227,214.19**	**0.00**
	Division: 2101 - Administration Total:	**0.00**	**0.00**	**150,000.00**	**227,214.19**	**228,182.32**	**227,214.19**	**0.00**
Division: 2102 - Patrol								
Category: 20 - Supplies								
121-5-2102-21700	Minor Eq/Furniture	0.00	114,210.06	0.00	0.00	0.00		
	Category: 20 - Supplies Total:	**0.00**	**114,210.06**	**0.00**	**0.00**	**0.00**	**0.00**	**0.00**
	Division: 2102 - Patrol Total:	**0.00**	**114,210.06**	**0.00**	**0.00**	**0.00**	**0.00**	**0.00**
Division: 2103 - Communications								
Category: 20 - Supplies								
121-5-2103-22600	Computers & Associated Equip	0.00	0.00	0.00	33,780.94	0.00	33,780.94	
	Category: 20 - Supplies Total:	**0.00**	**0.00**	**0.00**	**33,780.94**	**0.00**	**33,780.94**	**0.00**
	Division: 2103 - Communications Total:	**0.00**	**0.00**	**0.00**	**33,780.94**	**0.00**	**33,780.94**	**0.00**
Division: 2104 - Crim Investigation Div								
Category: 50 - Maintenance								
121-5-2104-51100	Building Maintenance	0.00	0.00	0.00	45,000.00	35,008.63	45,000.00	
	Category: 50 - Maintenance Total:	**0.00**	**0.00**	**0.00**	**45,000.00**	**35,008.63**	**45,000.00**	**0.00**
	Division: 2104 - Crim Investigation Div Total:	**0.00**	**0.00**	**0.00**	**45,000.00**	**35,008.63**	**45,000.00**	**0.00**
	Department : 210 - Police Total:	**0.00**	**114,210.06**	**150,000.00**	**305,995.13**	**263,190.95**	**305,995.13**	**0.00**

		2021 Total Activity	2022 Total Activity	2023 Original Budget	2023 Total Budget (Amended)	2023 YTD Activity	2023 Expected Annual	2024 City Manager Proposed
Department : 220 - Fire								
Division: 2200 - Fire								
Category: 30 - Services								
121-5-2200-31400	Professional Services	0.00	0.00	0.00	150,000.00	0.00	150,000.00	
	Category: 30 - Services Total:	**0.00**	**0.00**	**0.00**	**150,000.00**	**0.00**	**150,000.00**	**0.00**
Category: 40 - Repairs								
121-5-2200-41100	Vehicle Maintenance	0.00	66,704.38	0.00	73,142.00	60,962.73	73,142.00	
	Category: 40 - Repairs Total:	**0.00**	**66,704.38**	**0.00**	**73,142.00**	**60,962.73**	**73,142.00**	**0.00**
Category: 70 - Capital Outlay								
121-5-2200-71200	Machinery/Equipment	0.00	0.00	0.00	48,487.48	44,408.38	48,487.48	
121-5-2200-71300	Building	0.00	0.00	0.00	25,000.00	25,000.00	25,000.00	
	Category: 70 - Capital Outlay Total:	**0.00**	**0.00**	**0.00**	**73,487.48**	**69,408.38**	**73,487.48**	**0.00**
	Division: 2200 - Fire Total:	**0.00**	**66,704.38**	**0.00**	**296,629.48**	**130,371.11**	**296,629.48**	**0.00**
	Department : 220 - Fire Total:	**0.00**	**66,704.38**	**0.00**	**296,629.48**	**130,371.11**	**296,629.48**	**0.00**
Department : 300 - Public Works								
Division: 3000 - Public Works								
Category: 70 - Capital Outlay								
121-5-3000-71300	Building	0.00	0.00	0.00	50,000.00	46,917.73	50,000.00	
	Category: 70 - Capital Outlay Total:	**0.00**	**0.00**	**0.00**	**50,000.00**	**46,917.73**	**50,000.00**	**0.00**
	Division: 3000 - Public Works Total:	**0.00**	**0.00**	**0.00**	**50,000.00**	**46,917.73**	**50,000.00**	**0.00**
	Department : 300 - Public Works Total:	**0.00**	**0.00**	**0.00**	**50,000.00**	**46,917.73**	**50,000.00**	**0.00**
Department : 440 - Health								
Division: 4400 - Health								
Category: 70 - Capital Outlay								
121-5-4400-71300	Building	0.00	0.00	0.00	203,541.41	0.00	203,541.41	
	Category: 70 - Capital Outlay Total:	**0.00**	**0.00**	**0.00**	**203,541.41**	**0.00**	**203,541.41**	**0.00**
	Division: 4400 - Health Total:	**0.00**	**0.00**	**0.00**	**203,541.41**	**0.00**	**203,541.41**	**0.00**
	Department : 440 - Health Total:	**0.00**	**0.00**	**0.00**	**203,541.41**	**0.00**	**203,541.41**	**0.00**
Department : 450 - Parks & Recreation								
Division: 4502 - L.E. Ramey Golf Course Maintenance								
Category: 50 - Maintenance								
121-5-4502-59100	Grounds & Perm Fixtures	0.00	53,720.00	0.00	0.00	0.00		
	Category: 50 - Maintenance Total:	**0.00**	**53,720.00**	**0.00**	**0.00**	**0.00**	**0.00**	**0.00**

		2021 Total Activity	2022 Total Activity	2023 Original Budget	2023 Total Budget (Amended)	2023 YTD Activity	2023 Expected Annual	2024 City Manager Proposed
Category: 70 - Capital Outlay								
121-5-4502-71200	Machinery/Equipment	0.00	0.00	0.00	228,658.53	228,618.53	228,658.53	
	Category: 70 - Capital Outlay Total:	**0.00**	**0.00**	**0.00**	**228,658.53**	**228,618.53**	**228,658.53**	**0.00**
Category: 85 - Department Reductions								
121-5-4502-85000	Department Year End Reduction	0.00	0.00	0.00	304,481.95	0.00		
	Category: 85 - Department Reductions Total:	**0.00**	**0.00**	**0.00**	**304,481.95**	**0.00**	**0.00**	**0.00**
	Division: 4502 - L.E. Ramey Golf Course Maintenance Total:	**0.00**	**53,720.00**	**0.00**	**533,140.48**	**228,618.53**	**228,658.53**	**0.00**
Division: 4503 - Parks Maintenance								
Category: 50 - Maintenance								
121-5-4503-59100	Grounds & Perm Fixtures - Parks	0.00	55,561.64	64,790.00	40,691.36	30,117.39	40,691.36	
121-5-4503-59113	Dick Kleberg Park	0.00	0.00	0.00	596,500.00	206,984.57	596,500.00	
	Category: 50 - Maintenance Total:	**0.00**	**55,561.64**	**64,790.00**	**637,191.36**	**237,101.96**	**637,191.36**	**0.00**
	Division: 4503 - Parks Maintenance Total:	**0.00**	**55,561.64**	**64,790.00**	**637,191.36**	**237,101.96**	**637,191.36**	**0.00**
Division: 4514 - Softball League								
Category: 70 - Capital Outlay								
121-5-4514-71200	Machinery/Equipment	0.00	0.00	0.00	40,259.00	40,259.00	40,259.00	
	Category: 70 - Capital Outlay Total:	**0.00**	**0.00**	**0.00**	**40,259.00**	**40,259.00**	**40,259.00**	**0.00**
	Division: 4514 - Softball League Total:	**0.00**	**0.00**	**0.00**	**40,259.00**	**40,259.00**	**40,259.00**	**0.00**
	Department : 450 - Parks & Recreation Total:	**0.00**	**109,281.64**	**64,790.00**	**1,210,590.84**	**505,979.49**	**906,108.89**	**0.00**
	Expense Total:	**0.00**	**428,941.15**	**756,925.49**	**3,526,439.92**	**2,164,463.82**	**3,221,957.97**	**0.00**
Fund: 121 - GF-ARP STATE & LOCAL FISCAL RECOVERY FUNDS Surplus..		**0.00**	**0.00**	**-756,925.49**	**-1,786,516.72**	**-1,224,427.47**	**-1,482,034.77**	**0.00**
	Report Surplus (Deficit):	**0.00**	**0.00**	**-756,925.49**	**-1,786,516.72**	**-1,224,427.47**	**-1,482,034.77**	**0.00**

CITY OF Kingsville TEXAS

FUND 123 – ECONOMIC DEVELOPMENT GRANT PROGRAM FUND SUMMARY

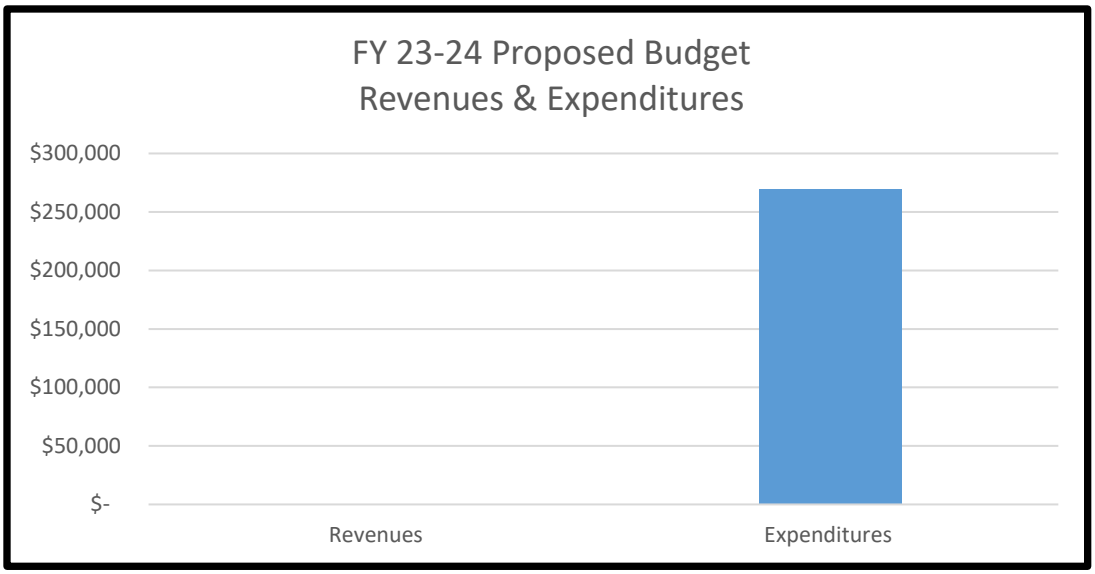

	FY 23-24 Proposed Budget
Revenues	$ 0
Expenditures	270,000
Net Revenues over (under) Expenditures	$ (270,000)
Fund Balance	
Beginning Fund Balance - (Unaudited)	$ 270,000
Budgeted Revenues	0
Budgeted Expenditures	270,000
Estimated Ending Fund Balance 09/30/24	$ 0

City of Kingsville, TX

General Funds

Account Summary

For Fiscal: 10/2022-09/2023 Period Ending: 09/30/2023

		2021 Total Activity	2022 Total Activity	2023 Original Budget	2023 Total Budget (Amended)	2023 YTD Activity	2023 Expected Annual	2024 City Manager Proposed
Fund: 123 - ECONOMIC DEVELOPMENT GRANT PROGRAM								
Expense								
Department : 106 - Economic Development								
Division: 1060 - Economic Development								
Category: 30 - Services								
123-5-1060-34900	Economic Development Progr...	0.00	0.00	500,000.00	500,000.00	199,999.53	229,999.53	270,000.47

Budget Detail

Budget Code	Description	Units	Price	Amount
City Manager	Clear Balance	0.00	0.00	0.47
City Manager	ED Grant Projram	0.00	0.00	500,000.00
City Manager	Grants Awarded in FY 22-23	0.00	0.00	-230,000.00

	2021 Total Activity	2022 Total Activity	2023 Original Budget	2023 Total Budget (Amended)	2023 YTD Activity	2023 Expected Annual	2024 City Manager Proposed
Category: 30 - Services Total:	**0.00**	**0.00**	**500,000.00**	**500,000.00**	**199,999.53**	**229,999.53**	**270,000.47**
Division: 1060 - Economic Development Total:	**0.00**	**0.00**	**500,000.00**	**500,000.00**	**199,999.53**	**229,999.53**	**270,000.47**
Department : 106 - Economic Development Total:	**0.00**	**0.00**	**500,000.00**	**500,000.00**	**199,999.53**	**229,999.53**	**270,000.47**
Expense Total:	**0.00**	**0.00**	**500,000.00**	**500,000.00**	**199,999.53**	**229,999.53**	**270,000.47**
Fund: 123 - ECONOMIC DEVELOPMENT GRANT PROGRAM Total:	**0.00**	**0.00**	**500,000.00**	**500,000.00**	**199,999.53**	**229,999.53**	**270,000.47**
Report Total:	**0.00**	**0.00**	**500,000.00**	**500,000.00**	**199,999.53**	**229,999.53**	**270,000.47**

FUND 126 – GF TAX NOTE SERIES 2022
FUND SUMMARY

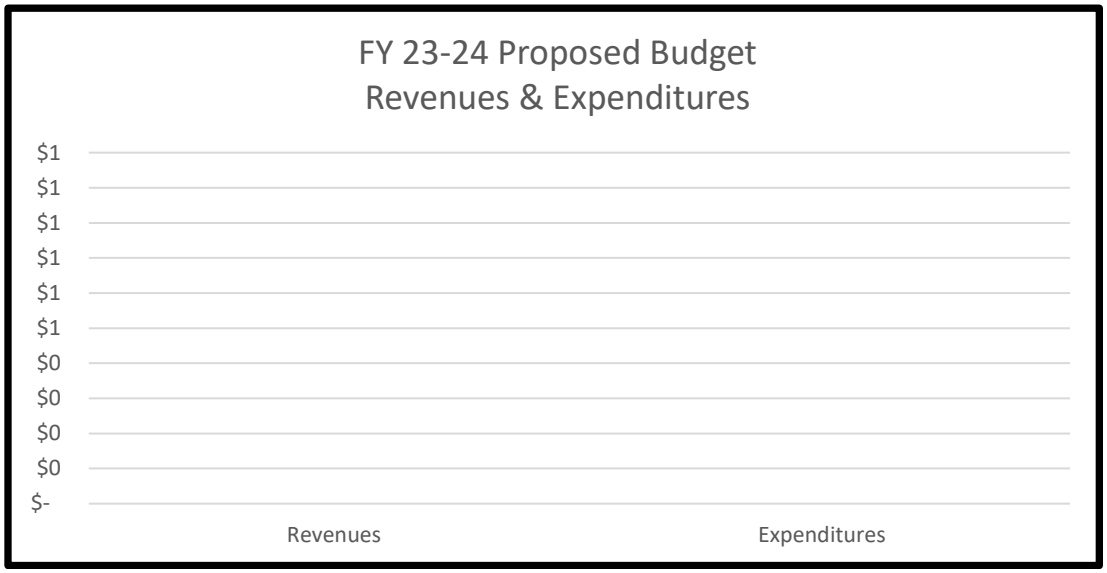

		FY 23-24 Proposed Budget
Revenues		$ 0
Expenditures		0
Net Revenues over (under) Expenditures		$ 0
Fund Balance		
Beginning Fund Balance - (Unaudited)		$ 80,344
Budgeted Revenues		0
Budgeted Expenditures	$ -	
Budgeted Transfers Out	0	
Total Budgeted Expenditures		0
Estimated Ending Fund Balance 09/30/24		$ 80,344

City of Kingsville, TX

General Funds
Account Summary
For Fiscal: 10/2022-09/2023 Period Ending: 09/30/2023

		2021 Total Activity	2022 Total Activity	2023 Original Budget	2023 Total Budget (Amended)	2023 YTD Activity	2023 Expected Annual	2024 City Manager Proposed
Fund: 126 - GF TAX NOTES SERIES 2022								
Revenue								
Department : 000 - Non-Departmental								
Division: 0000 - Non-Departmental								
RevCategory: 750 - Transfers								
126-4-0000-75001	Transfer From Fund 001	0.00	125,301.00	0.00	0.00	0.00		
126-4-0000-75087	Transfer from Fund 087	0.00	76,962.00	0.00	0.00	0.00		
	RevCategory: 750 - Transfers Total:	**0.00**	**202,263.00**	**0.00**	**0.00**	**0.00**	**0.00**	**0.00**
RevCategory: 900 - Interest & Other								
126-4-0000-99605	Note Proceeds	0.00	1,221,925.00	0.00	0.00	0.00		
126-4-0000-99700	Gain/Loss on Sale of Assets	0.00	44,000.00	0.00	0.00	0.00		
	RevCategory: 900 - Interest & Other Total:	**0.00**	**1,265,925.00**	**0.00**	**0.00**	**0.00**	**0.00**	**0.00**
	Division: 0000 - Non-Departmental Total:	**0.00**	**1,468,188.00**	**0.00**	**0.00**	**0.00**	**0.00**	**0.00**
	Department : 000 - Non-Departmental Total:	**0.00**	**1,468,188.00**	**0.00**	**0.00**	**0.00**	**0.00**	**0.00**
	Revenue Total:	**0.00**	**1,468,188.00**	**0.00**	**0.00**	**0.00**	**0.00**	**0.00**
Expense								
Department : 160 - Planning /DevlopSvcs								
Division: 1602 - Building Services								
Category: 70 - Capital Outlay								
126-5-1602-71100	Vehicle	0.00	0.00	0.00	29,685.75	29,685.75	29,685.75	
	Category: 70 - Capital Outlay Total:	**0.00**	**0.00**	**0.00**	**29,685.75**	**29,685.75**	**29,685.75**	**0.00**
	Division: 1602 - Building Services Total:	**0.00**	**0.00**	**0.00**	**29,685.75**	**29,685.75**	**29,685.75**	**0.00**
	Department : 160 - Planning /DevlopSvcs Total:	**0.00**	**0.00**	**0.00**	**29,685.75**	**29,685.75**	**29,685.75**	**0.00**
Department : 170 - Solid Waste Management								
Division: 1702 - Sanitation Collection								
Category: 70 - Capital Outlay								
126-5-1702-71200	Machinery/Equipment	0.00	562,484.46	0.00	0.00	0.00		
	Category: 70 - Capital Outlay Total:	**0.00**	**562,484.46**	**0.00**	**0.00**	**0.00**	**0.00**	**0.00**
	Division: 1702 - Sanitation Collection Total:	**0.00**	**562,484.46**	**0.00**	**0.00**	**0.00**	**0.00**	**0.00**
	Department : 170 - Solid Waste Management Total:	**0.00**	**562,484.46**	**0.00**	**0.00**	**0.00**	**0.00**	**0.00**

		2021 Total Activity	2022 Total Activity	2023 Original Budget	2023 Total Budget (Amended)	2023 YTD Activity	2023 Expected Annual	2024 City Manager Proposed
Department : 210 - Police								
Division: 2102 - Patrol								
Category: 70 - Capital Outlay								
126-5-2102-71100	Vehicle	0.00	189,245.00	0.00	0.00	0.00		
	Category: 70 - Capital Outlay Total:	**0.00**	**189,245.00**	**0.00**	**0.00**	**0.00**	**0.00**	**0.00**
	Division: 2102 - Patrol Total:	**0.00**	**189,245.00**	**0.00**	**0.00**	**0.00**	**0.00**	**0.00**
	Department : 210 - Police Total:	**0.00**	**189,245.00**	**0.00**	**0.00**	**0.00**	**0.00**	**0.00**
Department : 303 - Garage								
Division: 3030 - Garage								
Category: 70 - Capital Outlay								
126-5-3030-71200	Machinery/Equipment	0.00	0.00	7,885.00	7,885.00	7,884.35	7,884.35	
	Category: 70 - Capital Outlay Total:	**0.00**	**0.00**	**7,885.00**	**7,885.00**	**7,884.35**	**7,884.35**	**0.00**
	Division: 3030 - Garage Total:	**0.00**	**0.00**	**7,885.00**	**7,885.00**	**7,884.35**	**7,884.35**	**0.00**
	Department : 303 - Garage Total:	**0.00**	**0.00**	**7,885.00**	**7,885.00**	**7,884.35**	**7,884.35**	**0.00**
Department : 305 - Street								
Division: 3050 - Street								
Category: 70 - Capital Outlay								
126-5-3050-71200	Machinery/Equipment	0.00	388,850.24	47,120.00	47,120.00	47,090.12	47,090.12	
	Category: 70 - Capital Outlay Total:	**0.00**	**388,850.24**	**47,120.00**	**47,120.00**	**47,090.12**	**47,090.12**	**0.00**
	Division: 3050 - Street Total:	**0.00**	**388,850.24**	**47,120.00**	**47,120.00**	**47,090.12**	**47,090.12**	**0.00**
	Department : 305 - Street Total:	**0.00**	**388,850.24**	**47,120.00**	**47,120.00**	**47,090.12**	**47,090.12**	**0.00**
Department : 440 - Health								
Division: 4400 - Health								
Category: 70 - Capital Outlay								
126-5-4400-71200	Machinery/Equipment	0.00	0.00	9,047.00	9,047.00	9,047.13	9,047.13	
	Category: 70 - Capital Outlay Total:	**0.00**	**0.00**	**9,047.00**	**9,047.00**	**9,047.13**	**9,047.13**	**0.00**
	Division: 4400 - Health Total:	**0.00**	**0.00**	**9,047.00**	**9,047.00**	**9,047.13**	**9,047.13**	**0.00**
	Department : 440 - Health Total:	**0.00**	**0.00**	**9,047.00**	**9,047.00**	**9,047.13**	**9,047.13**	**0.00**
Department : 510 - G. O. Debt Service								
Division: 5100 - Debt Service								
Category: 30 - Services								
126-5-5100-31404	PrfSrv-Note Issue Costs	0.00	26,128.83	0.00	0.00	0.00		
	Category: 30 - Services Total:	**0.00**	**26,128.83**	**0.00**	**0.00**	**0.00**	**0.00**	**0.00**

		2021 Total Activity	2022 Total Activity	2023 Original Budget	2023 Total Budget (Amended)	2023 YTD Activity	2023 Expected Annual	2024 City Manager Proposed
Category: 60 - Leases								
126-5-5100-61102	Note - Interest	0.00	7,975.09	0.00	0.00	0.00		
	Category: 60 - Leases Total:	**0.00**	**7,975.09**	**0.00**	**0.00**	**0.00**	**0.00**	**0.00**
	Division: 5100 - Debt Service Total:	**0.00**	**34,103.92**	**0.00**	**0.00**	**0.00**	**0.00**	**0.00**
	Department : 510 - G. O. Debt Service Total:	**0.00**	**34,103.92**	**0.00**	**0.00**	**0.00**	**0.00**	**0.00**
Department : 690 - Fund Expense/Transfer								
Division: 6900 - Fund Expense/Transfer								
Category: 80 - Transfers Out								
126-5-6900-80001	Transfer to Fund 001	0.00	0.00	119,453.45	119,453.45	89,590.08	119,453.45	
	Category: 80 - Transfers Out Total:	**0.00**	**0.00**	**119,453.45**	**119,453.45**	**89,590.08**	**119,453.45**	**0.00**
	Division: 6900 - Fund Expense/Transfer Total:	**0.00**	**0.00**	**119,453.45**	**119,453.45**	**89,590.08**	**119,453.45**	**0.00**
	Department : 690 - Fund Expense/Transfer Total:	**0.00**	**0.00**	**119,453.45**	**119,453.45**	**89,590.08**	**119,453.45**	**0.00**
	Expense Total:	**0.00**	**1,174,683.62**	**183,505.45**	**213,191.20**	**183,297.43**	**213,160.80**	**0.00**
	Fund: 126 - GF TAX NOTES SERIES 2022 Surplus (Deficit):	**0.00**	**293,504.38**	**-183,505.45**	**-213,191.20**	**-183,297.43**	**-213,160.80**	**0.00**
	Report Surplus (Deficit):	**0.00**	**293,504.38**	**-183,505.45**	**-213,191.20**	**-183,297.43**	**-213,160.80**	**0.00**

FUND 139 – VEHICLE REPLACEMENT
PUBLIC WORKS-GF FUND SUMMARY

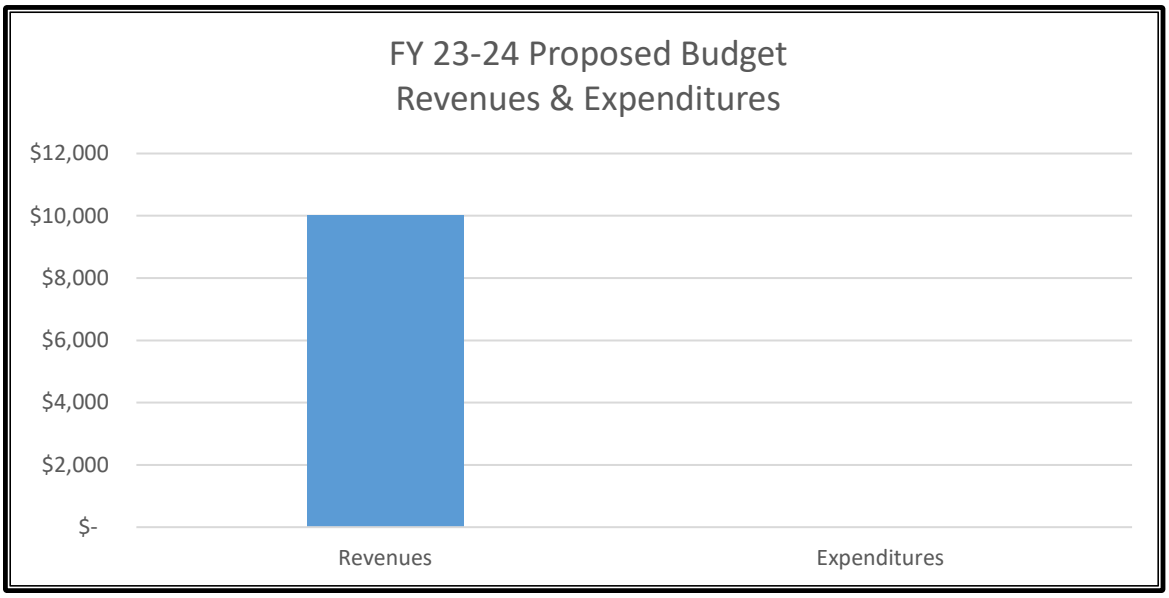

	FY 23-24 Proposed Budget
Revenues	$ 10,000
Expenditures	0
Net Revenues over (under) Expenditures	$ 10,000
Fund Balance	
Beginning Fund Balance - (Unaudited)	$ 35,261
Budgeted Revenues - Transfers In	10,000
Budgeted Expenditures	0
Estimated Ending Fund Balance 09/30/24	$ 45,261

City of Kingsville, TX

General Funds
Account Summary
For Fiscal: 10/2022-09/2023 Period Ending: 09/30/2023

		Total Activity	2022 Total Activity	2023 Original Budget	2023 Total Budget (Amended)	2023 YTD Activity	2023 Expected Annual	2024 City Manager Proposed
Fund: 139 - VEHICLE REPLACEMENT PULIC WORKS-GF								
Revenue								
Department : 000 - Non-Departmental								
Division: 0000 - Non-Departmental								
RevCategory: 750 - Transfers								
139-4-0000-75001	Transfer From Fund 001	0.00	0.00	0.00	0.00	0.00		10,000.00

Budget Detail

Budget Code	Description	Units	Price	Amount
City Manager	Annual Allocation	0.00	0.00	-10,000.00

139-4-0000-75106	Transfer From Fund 106	0.00	0.00	35,261.31	35,261.31	26,445.99	35,261.31	
	RevCategory: 750 - Transfers Total:	**0.00**	**0.00**	**35,261.31**	**35,261.31**	**26,445.99**	**35,261.31**	**10,000.00**
	Division: 0000 - Non-Departmental Total:	**0.00**	**0.00**	**35,261.31**	**35,261.31**	**26,445.99**	**35,261.31**	**10,000.00**
	Department : 000 - Non-Departmental Total:	**0.00**	**0.00**	**35,261.31**	**35,261.31**	**26,445.99**	**35,261.31**	**10,000.00**
	Revenue Total:	**0.00**	**0.00**	**35,261.31**	**35,261.31**	**26,445.99**	**35,261.31**	**10,000.00**
	Fund: 139 - VEHICLE REPLACEMENT PULIC WORKS-GF Total:	**0.00**	**0.00**	**35,261.31**	**35,261.31**	**26,445.99**	**35,261.31**	**10,000.00**
	Report Total:	**0.00**	**0.00**	**35,261.31**	**35,261.31**	**26,445.99**	**35,261.31**	**10,000.00**

FUND 206 – CHAMBERLAIN PARK PROJECT FUND SUMMARY

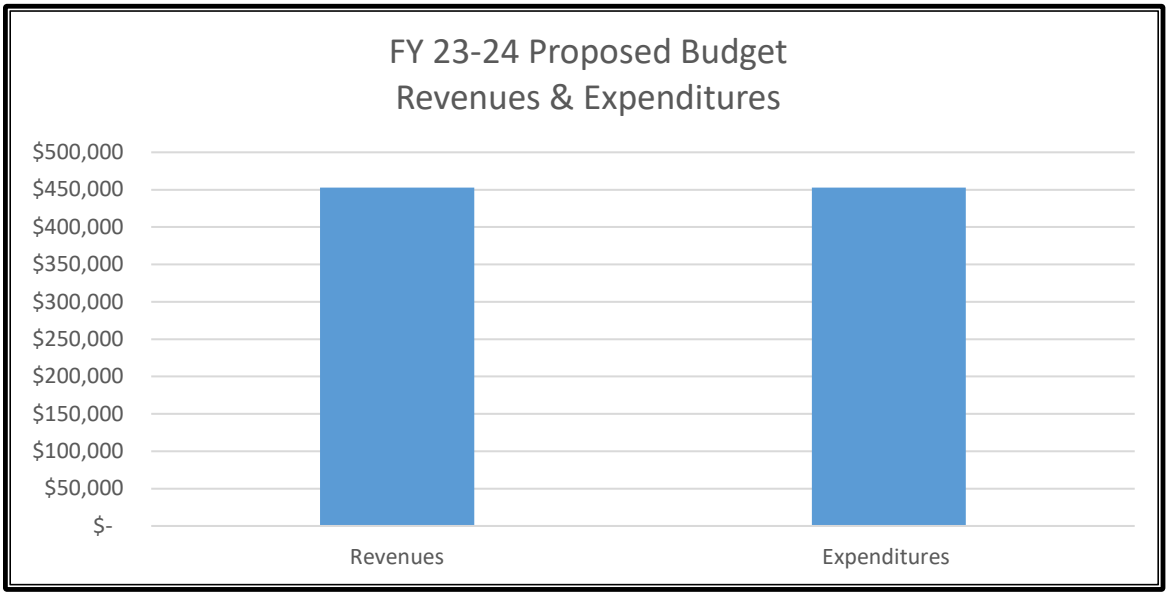

		FY 23-24 Proposed Budget
Revenues		$ 452,768
Expenditures		452,768
Net Revenues over (under) Expenditures		$ 0
Fund Balance		
Beginning Fund Balance - (Unaudited)		$ 0
Budgeted Revenues	395,000	
Budgeted Revenues - Transfers In	57,768	452,768
Budgeted Expenditures		452,768
Estimated Ending Fund Balance 09/30/24		$ 0

City of Kingsville, TX

General Funds
Account Summary
For Fiscal: 10/2022-09/2023 Period Ending: 09/30/2023

			Total Activity	2022 Total Activity	2023 Original Budget	2023 Total Budget (Amended)	2023 YTD Activity	2023 Expected Annual	2024 City Manager Proposed
Fund: 206 - CHAMBERLAIN PARK PROJECT									
Revenue									
Department : 000 - Non-Departmental									
Division: 0000 - Non-Departmental									
RevCategory: 750 - Transfers									
206-4-0000-75001	Transfer from Fund 001		0.00	0.00	0.00	0.00	0.00		34,856.12
Budget Detail									
Budget Code	**Description**	**Units**	**Price**	**Amount**					
City Manager	Balance of City Hall Landscape Project	0.00	0.00	-34,856.12					
206-4-0000-75033	Transfer from Fund 033		0.00	0.00	0.00	0.00	0.00		22,911.47
Budget Detail									
Budget Code	**Description**	**Units**	**Price**	**Amount**					
City Manager	Balance of City Hall Landscape Project (Bath	0.00	0.00	-22,911.47					
	RevCategory: 750 - Transfers Total:		**0.00**	**0.00**	**0.00**	**0.00**	**0.00**	**0.00**	**57,767.59**
RevCategory: 900 - Interest & Other									
206-4-0000-91000	Sale of City Property		0.00	0.00	0.00	395,000.00	0.00		395,000.00
Budget Detail									
Budget Code	**Description**	**Units**	**Price**	**Amount**					
City Manager	Sale of Kenedy Park	0.00	0.00	-395,000.00					
	RevCategory: 900 - Interest & Other Total:		**0.00**	**0.00**	**0.00**	**395,000.00**	**0.00**	**0.00**	**395,000.00**
	Division: 0000 - Non-Departmental Total:		**0.00**	**0.00**	**0.00**	**395,000.00**	**0.00**	**0.00**	**452,767.59**
	Department : 000 - Non-Departmental Total:		**0.00**	**0.00**	**0.00**	**395,000.00**	**0.00**	**0.00**	**452,767.59**
	Revenue Total:		**0.00**	**0.00**	**0.00**	**395,000.00**	**0.00**	**0.00**	**452,767.59**

			Total Activity	2022 Total Activity	2023 Original Budget	2023 Total Budget (Amended)	2023 YTD Activity	2023 Expected Annual	2024 City Manager Proposed
Expense									
Department : 103 - City Special									
Division: 1030 - City Special									
Category: 30 - Services									
206-5-1030-31400	Professional Services		0.00	0.00	0.00	28,476.00	0.00		30,000.00
Budget Detail									
Budget Code	**Description**	**Units**	**Price**	**Amount**					
City Manager	Estimated Closing Costs	0.00	0.00	30,000.00					
	Category: 30 - Services Total:		**0.00**	**0.00**	**0.00**	**28,476.00**	**0.00**	**0.00**	**30,000.00**
	Division: 1030 - City Special Total:		**0.00**	**0.00**	**0.00**	**28,476.00**	**0.00**	**0.00**	**30,000.00**
	Department : 103 - City Special Total:		**0.00**	**0.00**	**0.00**	**28,476.00**	**0.00**	**0.00**	**30,000.00**
Department : 450 - Parks & Recreation									
Division: 4503 - Parks Maintenance									
Category: 50 - Maintenance									
206-5-4503-59100	Grounds & Perm Fixtures		0.00	0.00	0.00	306,524.00	49,900.00		422,767.59
Budget Detail									
Budget Code	**Description**	**Units**	**Price**	**Amount**					
City Manager	City Hall Landscape Project	0.00	0.00	422,767.59					
	Category: 50 - Maintenance Total:		**0.00**	**0.00**	**0.00**	**306,524.00**	**49,900.00**	**0.00**	**422,767.59**
Category: 70 - Capital Outlay									
206-5-4503-71200	Machinery/Equipment		0.00	0.00	0.00	60,000.00	0.00		
	Category: 70 - Capital Outlay Total:		**0.00**	**0.00**	**0.00**	**60,000.00**	**0.00**	**0.00**	**0.00**
	Division: 4503 - Parks Maintenance Total:		**0.00**	**0.00**	**0.00**	**366,524.00**	**49,900.00**	**0.00**	**422,767.59**
	Department : 450 - Parks & Recreation Total:		**0.00**	**0.00**	**0.00**	**366,524.00**	**49,900.00**	**0.00**	**422,767.59**
	Expense Total:		**0.00**	**0.00**	**0.00**	**395,000.00**	**49,900.00**	**0.00**	**452,767.59**
	Fund: 206 - CHAMBERLAIN PARK PROJECT Surplus (Deficit):		**0.00**	**0.00**	**0.00**	**0.00**	**-49,900.00**	**0.00**	**0.00**
	Report Surplus (Deficit):		**0.00**	**0.00**	**0.00**	**0.00**	**-49,900.00**	**0.00**	**0.00**

CITY OF Kingsville TEXAS

Fund 033 – CO Series 2016

Proceeds from the sale of the Certificates will be used for the purpose of providing for the payment of contractual obligations to be incurred in connection with the design, planning, acquisition, construction, equipping, expansion, repair, renovation and/or rehabilitation of certain City-owned public property, including (1) park and golf course improvements; (2) downtown revitalization improvements including streets, sidewalks, lighting, and property acquisition; (3) street repairs; (4) improvements to municipal buildings; (5) Public Works department equipment; (6) emergency department vehicles and equipment and (7) payment of contractual obligations for professional services in connection with the issuance of the Certificates

FUND BALANCE BY FUND
GENERAL CAPITAL PROJECT FUNDS

FUND BALANCE - GENERAL CAPITAL PROJECT FUNDS

Fund	General Capital Project Funds	FY 23-24 Unaudited Estimated Beginning Fund Balance	Proposed Budgeted CM Revenues	Proposed Budgeted CM Expenditures	FY 23-24 Estimated Ending Fund Balance
033	CO 2016	**22,911.47**	0.00	22,911.47	0.00
	Totals	**22,911.47**	**0.00**	**22,911.47**	**0.00**

City of Kingsville, TX

Consolidated GF Capital Projects - Revenues

Group Summary

For Fiscal: 10/2022-09/2023 Period Ending: 09/30/2023

Sourc...	2021 Total Activity	2022 Total Activity	2023 Original Budget	2023 Total Budget (Amended)	2023 YTD Activity	Defined Budgets: 2023 Expected Annual	Defined Budgets: 2024 City Manager Proposed
	35,000.00	7,507.12	28,893.17	28,893.17	21,890.00	21,890.00	22,911.47
91503 - Interest Income	91.68	16.42	0.00	0.00	0.00	0.00	0.00
Report Surplus (Deficit):	**-34,908.32**	**-7,490.70**	**-28,893.17**	**-28,893.17**	**-21,890.00**	**-21,890.00**	**-22,911.47**

City of Kingsville, TX

Consolidated GF Capital Projects - Expenditures

Group Summary

For Fiscal: 10/2022-09/2023 Period Ending: 09/30/2023

Objec...	2021 Total Activity	2022 Total Activity	2023 Original Budget	2023 Total Budget (Amended)	2023 YTD Activity	Defined Budgets: 2023 Expected Annual	Defined Budgets: 2024 City Manager Proposed
31400 - Professional Services	0.00	7,200.00	0.00	0.00	0.00	0.00	0.00
59104 - Parks-City Green Phase 1	0.00	0.00	23,293.17	23,293.17	6,170.00	21,890.00	0.00
71200 - Machinery/Equipment	0.00	0.00	5,600.00	5,600.00	0.00	0.00	0.00
71300 - Building	0.00	0.00	0.00	0.00	15,720.00	0.00	0.00
71310 - City Hall Complex-Landscaping	35,000.00	0.00	0.00	0.00	0.00	0.00	0.00
80091 - Transfer Out to Fund 091	0.00	307.12	0.00	0.00	0.00	0.00	0.00
80206 - Transfer to Fund 206	0.00	0.00	0.00	0.00	0.00	0.00	22,911.47
Report Total:	**35,000.00**	**7,507.12**	**28,893.17**	**28,893.17**	**21,890.00**	**21,890.00**	**22,911.47**

FUND 033 – CO SERIES 2016
FUND SUMMARY

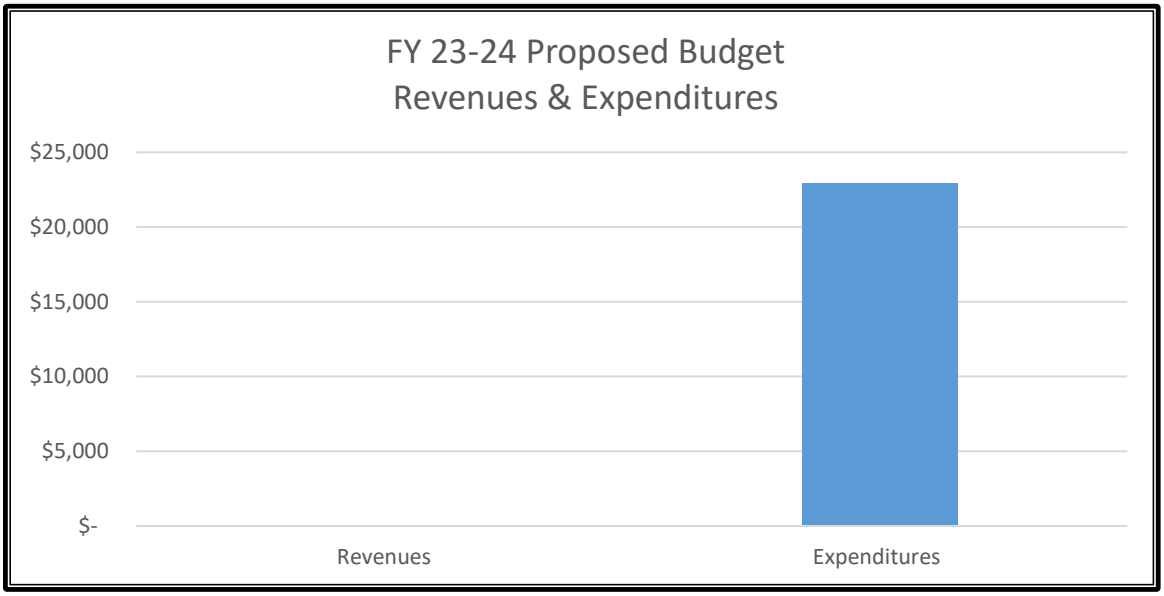

	FY 23-24 Proposed Budget
Revenues	$ 0
Expenditures	22,911
Net Revenues over (under) Expenditures	$ (22,911)
Fund Balance	
Beginning Fund Balance - (Unaudited)	$ 22,911
Budgeted Revenues	0
Budgeted Expenditures - Transfers Out	22,911
Estimated Ending Fund Balance 09/30/24	$ 0

City of Kingsville, TX

General Funds Capital Projects

Account Summary

For Fiscal: 10/2022-09/2023 Period Ending: 09/30/2023

		2021 Total Activity	2022 Total Activity	2023 Original Budget	2023 Total Budget (Amended)	2023 YTD Activity	2023 Expected Annual	2024 City Manager Proposed
Fund: 033 - CO SERIES 2016 - GENERAL								
Revenue								
Department : 000 - Non-Departmental								
Division: 0000 - Non-Departmental								
RevCategory: 900 - Interest & Other								
033-4-0000-91503	Interest Income	91.68	16.42	0.00	0.00	0.00		
	RevCategory: 900 - Interest & Other Total:	**91.68**	**16.42**	**0.00**	**0.00**	**0.00**	**0.00**	**0.00**
	Division: 0000 - Non-Departmental Total:	**91.68**	**16.42**	**0.00**	**0.00**	**0.00**	**0.00**	**0.00**
	Department : 000 - Non-Departmental Total:	**91.68**	**16.42**	**0.00**	**0.00**	**0.00**	**0.00**	**0.00**
	Revenue Total:	**91.68**	**16.42**	**0.00**	**0.00**	**0.00**	**0.00**	**0.00**
Expense								
Department : 103 - City Special								
Division: 1030 - City Special								
Category: 30 - Services								
033-5-1030-31400	Professional Services	0.00	7,200.00	0.00	0.00	0.00		
	Category: 30 - Services Total:	**0.00**	**7,200.00**	**0.00**	**0.00**	**0.00**	**0.00**	**0.00**
Category: 70 - Capital Outlay								
033-5-1030-71310	City Hall Complex-Landscaping	35,000.00	0.00	0.00	0.00	0.00		
	Category: 70 - Capital Outlay Total:	**35,000.00**	**0.00**	**0.00**	**0.00**	**0.00**	**0.00**	**0.00**
	Division: 1030 - City Special Total:	**35,000.00**	**7,200.00**	**0.00**	**0.00**	**0.00**	**0.00**	**0.00**
	Department : 103 - City Special Total:	**35,000.00**	**7,200.00**	**0.00**	**0.00**	**0.00**	**0.00**	**0.00**
Department : 220 - Fire								
Division: 2200 - Fire								
Category: 70 - Capital Outlay								
033-5-2200-71300	Building	0.00	0.00	0.00	0.00	15,720.00		
	Category: 70 - Capital Outlay Total:	**0.00**	**0.00**	**0.00**	**0.00**	**15,720.00**	**0.00**	**0.00**
	Division: 2200 - Fire Total:	**0.00**	**0.00**	**0.00**	**0.00**	**15,720.00**	**0.00**	**0.00**
	Department : 220 - Fire Total:	**0.00**	**0.00**	**0.00**	**0.00**	**15,720.00**	**0.00**	**0.00**

		2021 Total Activity	2022 Total Activity	2023 Original Budget	2023 Total Budget (Amended)	2023 YTD Activity	2023 Expected Annual	2024 City Manager Proposed
Department : 450 - Parks & Recreation								
Division: 4503 - Parks Maintenance								
Category: 50 - Maintenance								
033-5-4503-59104	Parks-City Green Phase 1	0.00	0.00	23,293.17	23,293.17	6,170.00	21,890.00	
	Category: 50 - Maintenance Total:	**0.00**	**0.00**	**23,293.17**	**23,293.17**	**6,170.00**	**21,890.00**	**0.00**
Category: 70 - Capital Outlay								
033-5-4503-71200	Machinery/Equipment	0.00	0.00	5,600.00	5,600.00	0.00		
	Category: 70 - Capital Outlay Total:	**0.00**	**0.00**	**5,600.00**	**5,600.00**	**0.00**	**0.00**	**0.00**
	Division: 4503 - Parks Maintenance Total:	**0.00**	**0.00**	**28,893.17**	**28,893.17**	**6,170.00**	**21,890.00**	**0.00**
	Department : 450 - Parks & Recreation Total:	**0.00**	**0.00**	**28,893.17**	**28,893.17**	**6,170.00**	**21,890.00**	**0.00**
Department : 690 - Fund Expense/Transfer								
Division: 6900 - Fund Expense/Transfer								
Category: 80 - Transfers Out								
033-5-6900-80091	Transfer to Fund 091	0.00	307.12	0.00	0.00	0.00		
033-5-6900-80206	Transfers to Fund 206	0.00	0.00	0.00	0.00	0.00		22,911.47
Budget Detail								
Budget Code	**Description**	**Units**	**Price**	**Amount**				
City Manager	Balance of Landscape Project	0.00	0.00	22,911.47				
	Category: 80 - Transfers Out Total:	**0.00**	**307.12**	**0.00**	**0.00**	**0.00**	**0.00**	**22,911.47**
	Division: 6900 - Fund Expense/Transfer Total:	**0.00**	**307.12**	**0.00**	**0.00**	**0.00**	**0.00**	**22,911.47**
	Department : 690 - Fund Expense/Transfer Total:	**0.00**	**307.12**	**0.00**	**0.00**	**0.00**	**0.00**	**22,911.47**
	Expense Total:	**35,000.00**	**7,507.12**	**28,893.17**	**28,893.17**	**21,890.00**	**21,890.00**	**22,911.47**
	Fund: 033 - CO SERIES 2016 - GENERAL Surplus (Deficit):	**-34,908.32**	**-7,490.70**	**-28,893.17**	**-28,893.17**	**-21,890.00**	**-21,890.00**	**-22,911.47**
	Report Surplus (Deficit):	**-34,908.32**	**-7,490.70**	**-28,893.17**	**-28,893.17**	**-21,890.00**	**-21,890.00**	**-22,911.47**

CITY OF Kingsville TEXAS

GENERAL DEBT SERVICE

Fund 011 – G.O. Debt Service

This fund is used to account for the payment of General Fund and Solid Waste Fund debt service. Revenues are generated from the I & S portion of the Ad Valorem and a transfer from the Solid Waste Fund. This fund is appropriated.

FUND BALANCE BY FUND
GO DEBT SERVICE FUND

FUND BALANCE - GO DEBT SERVICE FUND

Fund	GO Debt Service Fund	FY 23-24 Unaudited Estimated Beginning Fund Balance	Proposed Budgeted CM Revenues	Proposed Budgeted CM Expenditures	FY 23-24 Estimated Ending Fund Balance
011	GO Debt Service	**612,134.93**	2,264,984.00	2,152,727.00	724,391.93
	Totals	**612,134.93**	**2,264,984.00**	**2,152,727.00**	**724,391.93**

City of Kingsville, TX

Consolidated GO Debt Service - Revenues

Group Summary

For Fiscal: 10/2022-09/2023 Period Ending: 09/30/2023

Sourc...	2021 Total Activity	2022 Total Activity	2023 Original Budget	2023 Total Budget (Amended)	2023 YTD Activity	Defined Budgets: 2023 Expected Annual	Defined Budgets: 2024 City Manager Proposed
Fund: 011 - G.O. DEBT SERVICE FUND							
Revenue							
11110 - Current Taxes	1,293,551.21	1,549,971.76	1,679,776.00	1,679,776.00	1,589,572.52	1,625,875.53	1,951,777.00
12110 - Delinquent Tax	39,929.33	55,184.87	45,000.00	45,000.00	36,968.06	45,226.14	45,226.00
13010 - Penalty and Interest	25,478.68	39,892.99	32,000.00	32,000.00	26,056.48	40,034.96	40,035.00
75050 - Transfer from Adt Garb Fees087	48,029.00	38,529.04	201,571.00	201,571.00	151,178.25	201,571.00	202,700.00
91510 - Interest Income	590.90	5,671.17	2,000.00	2,000.00	19,932.52	25,245.20	25,246.00
99000 - Miscellaneous	0.00	-0.01	0.00	0.00	0.00	0.00	0.00
99550 - Bond Proceeds-Refunding Bonds	754,950.00	0.00	0.00	0.00	0.00	0.00	0.00
99600 - Bond Issuance Premium	61,008.29	0.00	0.00	0.00	0.00	0.00	0.00
Revenue Total:	**2,223,537.41**	**1,689,249.82**	**1,960,347.00**	**1,960,347.00**	**1,823,707.83**	**1,937,952.83**	**2,264,984.00**
Fund: 011 - G.O. DEBT SERVICE FUND Total:	**2,223,537.41**	**1,689,249.82**	**1,960,347.00**	**1,960,347.00**	**1,823,707.83**	**1,937,952.83**	**2,264,984.00**
Report Total:	**2,223,537.41**	**1,689,249.82**	**1,960,347.00**	**1,960,347.00**	**1,823,707.83**	**1,937,952.83**	**2,264,984.00**

City of Kingsville, TX

Consolidated GO Debt Service - Expenditures

Group Summary

For Fiscal: 10/2022-09/2023 Period Ending: 09/30/2023

Objec...	2021 Total Activity	2022 Total Activity	2023 Original Budget	2023 Total Budget (Amended)	2023 YTD Activity	Defined Budgets: 2023 Expected Annual	Defined Budgets: 2024 City Manager Proposed
31456 - Prof Serv-Bond Cst, Other Fees	32,244.43	0.00	0.00	0.00	0.00	0.00	0.00
61100 - Principle	1,371,163.40	1,360,101.20	1,570,949.00	1,570,949.00	1,390,948.90	1,570,949.00	1,676,177.00
62100 - Interest	260,980.09	237,912.22	240,503.00	240,503.00	234,658.76	240,503.00	470,300.00
63100 - Paying Agent Fees	1,557.50	3,872.00	6,000.00	6,000.00	2,105.00	6,000.00	6,250.00
63500 - Pmt to Escrow Agent	771,750.21	0.00	0.00	0.00	0.00	0.00	0.00
Report Total:	**2,437,695.63**	**1,601,885.42**	**1,817,452.00**	**1,817,452.00**	**1,627,712.66**	**1,817,452.00**	**2,152,727.00**

FUND 011 – GO DEBT SERVICE FUND SUMMARY

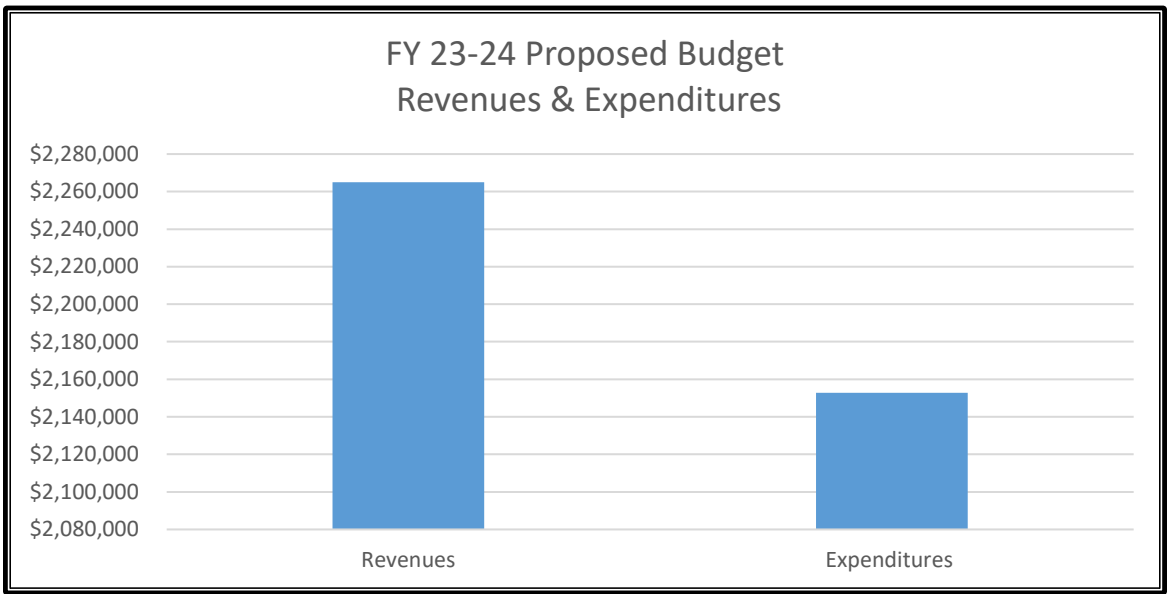

			FY 23-24 Proposed Budget
Revenues			$ 2,264,984
Expenditures			2,152,727
Net Revenues over (under) Expenditures			$ 112,257
Fund Balance			
Beginning Fund Balance - (Unaudited)			$ 612,135
Budgeted Revenues	$	2,062,284	
Budgeted Transfers In		202,700	
Total Budgeted Revenues			2,264,984
Budgeted Expenditures			2,152,727
Estimated Ending Fund Balance 09/30/23			$ 724,392

City of Kingsville, TX

GO Debt Service Fund

Account Summary

For Fiscal: 10/2022-09/2023 Period Ending: 09/30/2023

		2021 Total Activity	2022 Total Activity	2023 Original Budget	2023 Total Budget (Amended)	2023 YTD Activity	2023 Expected Annual	2024 City Manager Proposed
Fund: 011 - G.O. DEBT SERVICE FUND								
Revenue								
Department : 000 - Non-Departmental								
RevCategory: 100 - Advalorem Taxes								
011-4-0000-11110	Current Taxes	1,293,551.21	1,549,971.76	1,679,776.00	1,679,776.00	1,589,572.52	1,625,875.53	1,951,777.00

Budget Notes

Budget Code	Subject	Description
City Manager	Information	The decrease in budget from FY 22-23 to FY 23-24 is due to the change in CO 2016. Principle payment went from $880,000 to $255,000

Budget Detail

Budget Code	Description	Units	Price	Amount
City Manager	Per Effective Tax Rate Letter	0.00	0.00	-1,951,777.00

011-4-0000-12110	Delinquent Tax	39,929.33	55,184.87	45,000.00	45,000.00	36,968.06	45,226.14	45,226.00

Budget Detail

Budget Code	Description	Units	Price	Amount
City Manager	Based on collections in FY 22-23	0.00	0.00	-45,226.00

011-4-0000-13010	Penalty and Interest	25,478.68	39,892.99	32,000.00	32,000.00	26,056.48	40,034.96	40,035.00

Budget Detail

Budget Code	Description	Units	Price	Amount
City Manager	Based on collections in FY 22-23	0.00	0.00	-40,035.00

	RevCategory: 100 - Advalorem Taxes Total:	**1,358,959.22**	**1,645,049.62**	**1,756,776.00**	**1,756,776.00**	**1,652,597.06**	**1,711,136.63**	**2,037,038.00**
RevCategory: 750 - Transfers								
011-4-0000-75050	Transfer From Fund 087	48,029.00	38,529.04	201,571.00	201,571.00	151,178.25	201,571.00	202,700.00

Budget Detail

Budget Code	Description	Units	Price	Amount
City Manager	Tax Note 2021 - $1,310,000 Issue	0.00	0.00	-112,035.00
City Manager	Tax Note 2022 - $1,850,000 Issue	0.00	0.00	-90,665.00

	RevCategory: 750 - Transfers Total:	**48,029.00**	**38,529.04**	**201,571.00**	**201,571.00**	**151,178.25**	**201,571.00**	**202,700.00**

			2021 Total Activity	2022 Total Activity	2023 Original Budget	2023 Total Budget (Amended)	2023 YTD Activity	2023 Expected Annual	2024 City Manager Proposed
RevCategory: 900 - Interest & Other									
011-4-0000-91510	Interest Income		590.90	5,671.17	2,000.00	2,000.00	19,932.52	25,245.20	25,246.00
Budget Detail									
Budget Code	**Description**	**Units**	**Price**	**Amount**					
City Manager	Based on receipts in FY 23-23	0.00	0.00	-25,246.00					
011-4-0000-99000	Miscellaneous		0.00	-0.01	0.00	0.00	0.00		
011-4-0000-99550	Bond Proceeds-Refunding Bon...		754,950.00	0.00	0.00	0.00	0.00		
011-4-0000-99600	Bond Issuance Premium		61,008.29	0.00	0.00	0.00	0.00		
	RevCategory: 900 - Interest & Other Total:		**816,549.19**	**5,671.16**	**2,000.00**	**2,000.00**	**19,932.52**	**25,245.20**	**25,246.00**
	Department : 000 - Non-Departmental Total:		**2,223,537.41**	**1,689,249.82**	**1,960,347.00**	**1,960,347.00**	**1,823,707.83**	**1,937,952.83**	**2,264,984.00**
	Revenue Total:		**2,223,537.41**	**1,689,249.82**	**1,960,347.00**	**1,960,347.00**	**1,823,707.83**	**1,937,952.83**	**2,264,984.00**
Expense									
Department : 510 - G. O. Debt Service									
Category: 30 - Services									
011-5-5100-31456	Prof Serv-Bond Cost, Other Fees		32,244.43	0.00	0.00	0.00	0.00		
	Category: 30 - Services Total:		**32,244.43**	**0.00**	**0.00**	**0.00**	**0.00**	**0.00**	**0.00**
Category: 60 - Leases									
011-5-5100-61100	Principle		1,371,163.40	1,360,101.20	1,570,949.00	1,570,949.00	1,390,948.90	1,570,949.00	1,676,177.00
Budget Detail									
Budget Code	**Description**	**Units**	**Price**	**Amount**					
City Manager	CO Series 2016 - $6,740,000 Issue	0.00	0.00	255,000.00					
City Manager	CO Series 2020 - $5,025,000 Issue	0.00	0.00	215,402.00					
City Manager	CO Series 2021 - $1,310,000 Issue-GF	0.00	0.00	78,403.00					
City Manager	CO Series 2021 - $1,310,000 Issue-SW	0.00	0.00	106,597.00					
City Manager	CO Series 2021 - $3,595,000 Issue	0.00	0.00	55,650.00					
City Manager	CO Series 2022 - $1,850,000 Issue-GF	0.00	0.00	87,600.00					
City Manager	CO Series 2022 - $1,850,000 Issue-SW	0.00	0.00	77,525.00					
City Manager	CO Series 2023A - $5,000,000 Issue (Est)	0.00	0.00	800,000.00					
011-5-5100-62100	Interest		260,980.09	237,912.22	240,503.00	240,503.00	234,658.76	240,503.00	470,300.00
Budget Detail									
Budget Code	**Description**	**Units**	**Price**	**Amount**					
City Manager	CO Series 2016 - $1,260,000 Issue	0.00	0.00	67,450.00					
City Manager	CO Series 2020 - $5,025,000 Issue	0.00	0.00	84,006.00					
City Manager	CO Series 2021 - $1,310,000 Issue-GF	0.00	0.00	4,000.00					
City Manager	CO Series 2021 - $1,310,000 Issue-SW	0.00	0.00	5,438.00					
City Manager	CO Series 2021 - $3,595,000 Issue	0.00	0.00	17,241.00					

			2021 Total Activity	2022 Total Activity	2023 Original Budget	2023 Total Budget (Amended)	2023 YTD Activity	2023 Expected Annual	2024 City Manager Proposed
City Manager	CO Series 2022 - $1,850,000 Issue-GF	0.00	0.00	14,847.00					
City Manager	CO Series 2022 - $1,850,000 Issue-SW	0.00	0.00	13,140.00					
City Manager	CO Series 2023A - $5,000,000 Issue	0.00	0.00	264,178.00					
011-5-5100-63100	Paying Agent Fees		1,557.50	3,872.00	6,000.00	6,000.00	2,105.00	6,000.00	6,250.00
Budget Detail									
Budget Code	**Description**	**Units**	**Price**	**Amount**					
City Manager	50% Continuing Disclosure	3,500.00	0.50	1,750.00					
City Manager	Paying Agent Fees - 6 Issues	6.00	750.00	4,500.00					
011-5-5100-63500	Payment to Escrow Agent		771,750.21	0.00	0.00	0.00	0.00		
	Category: 60 - Leases Total:		**2,405,451.20**	**1,601,885.42**	**1,817,452.00**	**1,817,452.00**	**1,627,712.66**	**1,817,452.00**	**2,152,727.00**
	Department : 510 - G. O. Debt Service Total:		**2,437,695.63**	**1,601,885.42**	**1,817,452.00**	**1,817,452.00**	**1,627,712.66**	**1,817,452.00**	**2,152,727.00**
	Expense Total:		**2,437,695.63**	**1,601,885.42**	**1,817,452.00**	**1,817,452.00**	**1,627,712.66**	**1,817,452.00**	**2,152,727.00**
	Fund: 011 - G.O. DEBT SERVICE FUND Surplus (Deficit):		**-214,158.22**	**87,364.40**	**142,895.00**	**142,895.00**	**195,995.17**	**120,500.83**	**112,257.00**
	Report Surplus (Deficit):		**-214,158.22**	**87,364.40**	**142,895.00**	**142,895.00**	**195,995.17**	**120,500.83**	**112,257.00**

TOURISM FUND

Fund 002 – Tourism Fund

This fund is used to account for revenues and expenditures for tourism activities. Revenues are received from Hotel Motel Occupancy Taxes and Expenditures are spent based on State guidelines. This fund is appropriated.

202 – Tourism Façade Grants Program Fund

This fund accounts for the annual Façade Grants Program. The City of Kingsville normally appropriates $50,000 each year to be distributed to local business owners for façade projects, mural projects, and window decal projects according to the Façade Grants Program Guidelines. For FY 22-23, there was no appropriation proposed. This fund is appropriated.

203 – JK Northway EDA Fund

Kleberg County has received a grant to build an Emergency Operations Center on the grounds of the JK Northway. The City of Kingsville and Kleberg County has an agreement to share in the costs of construction and maintenance of the building up to a maximum of $600,000. This fund is appropriated.

205 – Tourism ARP State & Local Fiscal Recovery Fund

This fund accounts for American Rescue Plan funds used for the Tourism Department. This fund is appropriated.

FUND BALANCE BY FUND
TOURISM FUNDS

FUND BALANCE - TOURISM FUNDS

Fund	Tourism Funds	FY 23-24 Unaudited Estimated Beginning Fund Balance	Proposed Budgeted CM Revenues	Proposed Budgeted CM Expenditures	FY 23-24 Estimated Ending Fund Balance
002	Tourism	**565,229.06**	718,376.81	612,439.00	671,166.87
202	Façade Grant	**59,114.81**	0.00	59,114.81	0.00
204	JK Venue Tax	**0.00**			0.00
203	JK EDA Grant	**557,000.00**	0.00	557,000.00	0.00
205	Tourism ARP	**87,941.00**	0.00	87,941.00	0.00
	Totals	**1,269,284.87**	**718,376.81**	**1,316,494.81**	**671,166.87**

City of Kingsville, TX

Consolidated Tourism Funds-Revenues

Group Summary

For Fiscal: 10/2022-09/2023 Period Ending: 09/30/2023

Sourc...	2021 Total Activity	2022 Total Activity	2023 Original Budget	2023 Total Budget (Amended)	2023 YTD Activity	Defined Budgets: 2023 Expected Annual	Defined Budgets: 2024 City Manager Proposed
Revenue							
22500 - Hotel/Motel Tax	608,397.36	634,514.60	639,000.00	639,000.00	453,314.52	639,000.00	630,000.00
58011 - Merchandise Sales	3,781.01	4,715.32	5,000.00	5,000.00	4,457.38	5,000.00	5,500.00
58012 - Merchandise Sales-Train Depot	571.74	411.51	500.00	500.00	108.56	90.00	0.00
58013 - Vendor Fees	3,527.50	9,634.34	9,000.00	9,000.00	8,325.49	9,000.00	9,000.00
58052 - J.K. Northway Rental Fees	5,400.00	0.00	0.00	0.00	0.00	0.00	0.00
58055 - RV Parking Rental Fees	232.50	0.00	0.00	0.00	0.00	0.00	0.00
72030 - Donations	0.00	11,380.50	0.00	0.00	0.00	0.00	0.00
75001 - Transfer In From Fund 001	850.00	0.00	12,054.00	12,054.00	9,040.50	12,054.00	12,062.00
75002 - Transfer In from Fund 002	30,000.00	0.00	0.00	0.00	0.00	0.00	0.00
75202 - Transfer from Fund 202	0.00	0.00	0.00	0.00	0.00	0.00	59,114.81
81720 - Penalty on Hotel/Motel Tax	1,078.43	634.37	500.00	500.00	158.47	159.00	500.00
91300 - Credit Card Fee Revenue	0.00	2.75	0.00	0.00	67.20	68.00	0.00
91500 - Interest Earned	172.25	189.29	300.00	300.00	184.38	232.51	200.00
94000 - Intergovernmental Revenue	0.00	21,275.00	0.00	0.00	0.00	0.00	0.00
99000 - Miscellaneous	1,169.50	1,569.06	1,200.00	1,200.00	2,470.00	17,170.00	2,000.00
Revenue Total:	**655,180.29**	**684,326.74**	**667,554.00**	**667,554.00**	**478,126.50**	**682,773.51**	**718,376.81**
Report Total:	**655,180.29**	**684,326.74**	**667,554.00**	**667,554.00**	**478,126.50**	**682,773.51**	**718,376.81**

Fund Summary

Fund	2021 Total Activity	2022 Total Activity	2023 Original Budget	2023 Total Budget	2023 YTD Activity	Defined Budgets 2023 Expected Annual	Defined Budgets 2024 City Manager Proposed
002 - TOURISM FUND	625,180.29	663,051.74	667,554.00	667,554.00	478,126.50	668,073.51	718,376.81
202 - TOURISM - FACADE GRANTS PROGRAM FUND	30,000.00	0.00	0.00	0.00	0.00	14,700.00	0.00
205 - TOURISM ARP STATE & LOCAL FISCAL RECOVERY FUND	0.00	21,275.00	0.00	0.00	0.00	0.00	0.00
Report Total:	**655,180.29**	**684,326.74**	**667,554.00**	**667,554.00**	**478,126.50**	**682,773.51**	**718,376.81**

City of Kingsville, TX

Consolidated Tourism Funds - Expenditures

Group Summary

For Fiscal: 10/2022-09/2023 Period Ending: 09/30/2023

Objec...	2021 Total Activity	2022 Total Activity	2023 Original Budget	2023 Total Budget (Amended)	2023 YTD Activity	Defined Budgets: 2023 Expected Annual	Defined Budgets: 2024 City Manager Proposed
Expense							
11100 - Salaries & Wages	150,898.48	163,269.89	211,722.00	225,722.00	172,080.57	209,260.06	275,906.00
11200 - Overtime	5,549.17	1,292.18	1,595.00	4,796.60	2,861.79	4,796.60	1,630.00
11301 - Longevity - Non Civil Service	504.34	829.08	1,505.00	757.72	678.11	757.72	1,520.00
11400 - Retirement - TMRS	11,089.73	10,692.90	14,927.00	15,254.13	12,722.30	15,254.13	21,877.00
11500 - FICA	11,719.46	12,242.72	16,434.00	16,434.00	12,951.61	15,816.23	21,356.00
11600 - Group Health Insurance	16,871.00	16,871.00	18,848.00	18,848.00	18,042.07	18,042.07	28,690.00
11700 - Workers' Compensation	235.84	286.43	349.00	349.00	286.46	340.95	726.00
11800 - Unemployment Compensation	1,047.81	92.91	2,275.00	462.55	54.80	110.84	830.00
12300 - Life Insurance	189.90	199.98	284.00	315.00	280.80	315.00	378.00
13100 - Hazard Pay	850.00	0.00	0.00	0.00	0.00	0.00	0.00
21100 - Supplies	3,280.99	3,998.64	5,100.00	5,100.00	3,193.32	5,100.00	4,500.00
21200 - Uniforms & Personal Wear	0.00	180.00	288.00	288.00	39.95	288.00	288.00
21500 - Motor Gas & Oil	902.32	1,111.49	800.00	1,262.07	804.73	1,262.07	1,500.00
21700 - Minor Eq/Furniture	0.00	11,273.94	1,500.00	637.93	293.00	600.00	300.00
23200 - Promotional Supplies	5,349.89	5,587.66	12,000.00	21,824.00	15,403.84	21,824.00	10,000.00
23300 - Visitor Supplies	220.30	170.12	500.00	900.00	769.64	900.00	1,000.00
23500 - Merchandise-Cost of Goods Sold	1,863.41	4,055.30	1,000.00	1,000.00	988.36	1,000.00	1,000.00
31100 - Communications	8,828.20	8,219.72	8,268.00	8,486.28	7,207.47	8,486.28	8,502.00
31300 - Postage & Freight	418.62	443.93	500.00	500.00	390.19	500.00	704.00
31400 - Professional Services	385.42	5,349.59	558,000.00	604,390.00	810.26	1,000.00	650,441.00
31425 - Prof. Services-GPS	384.00	384.00	384.00	384.00	352.00	384.00	384.00
31441 - Special Events & Festivals	16,556.00	38,762.76	20,000.00	18,545.52	18,405.45	17,500.00	22,898.00
31458 - Contractual Services	10,039.58	9,919.45	10,626.00	10,626.00	5,297.77	10,626.00	11,396.97
31500 - Printing & Publishing	2,021.59	2,980.24	6,150.00	6,150.00	3,173.57	6,150.00	6,150.00
31600 - Membership, Training, Travel	1,785.23	782.45	5,500.00	5,500.00	877.64	3,000.00	3,027.03
31700 - Memberships & Dues	1,603.00	2,626.00	5,000.00	5,000.00	2,718.00	5,000.00	2,700.00
31900 - Catering	344.77	1,678.17	1,500.00	1,500.00	566.10	1,500.00	1,500.00
32300 - Utilities	9,264.59	11,616.24	10,188.00	11,119.85	8,673.38	11,119.85	11,100.00
33100 - Subscriptions	26.00	0.00	60.00	60.00	0.00	60.00	60.00
34001 - Advertising Services	127,573.93	149,972.38	127,800.00	171,800.00	166,439.76	127,800.00	126,000.00
34200 - Special Services	120.06	53.45	120.00	120.00	-21.91	7.24	120.00
34600 - Facade Grants	0.00	10,965.19	0.00	0.00	0.00	0.00	0.00
35000 - Professional Svcs-Museum	2,019.15	0.00	0.00	0.00	0.00	0.00	0.00
41100 - Vehicle Maintenance	869.68	499.46	500.00	500.00	47.00	300.00	500.00

Consolidated Tourism Funds - Expenditures

For Fiscal: 10/2022-09/2023 Period Ending: 09/30/2023

Objec...	2021 Total Activity	2022 Total Activity	2023 Original Budget	2023 Total Budget (Amended)	2023 YTD Activity	Defined Budgets 2023 Expected Annual	Defined Budgets 2024 City Manager Proposed
51100 - Building Maintenance	0.00	28,126.00	0.00	300.00	442.50	300.00	500.00
52201 - Signs - Wayfinding	0.00	0.00	0.00	49,504.00	10,000.00	54,504.00	0.00
59100 - Grounds & Perm Fixtures	14,713.24	28,257.13	500.00	23,838.80	14,421.00	4,868.80	1,500.00
64100 - Operating Lease	3,315.05	3,388.87	3,596.00	3,600.35	2,837.45	3,600.35	3,396.00
71300 - Building	0.00	0.00	150,000.00	158,000.00	0.00	158,000.00	0.00
80001 - Transfer Out to Fund 001	58,005.00	35,000.00	35,000.00	35,000.00	26,250.00	35,000.00	35,000.00
80002 - Transfer To Fund 002	0.00	0.00	0.00	0.00	0.00	0.00	59,114.81
80138 - Transfer to Fund 138	291.00	0.00	0.00	0.00	0.00	0.00	0.00
80202 - Transfer To Fund 202	30,000.00	0.00	0.00	0.00	0.00	0.00	0.00
Expense Total:	**499,136.75**	**571,179.27**	**1,232,819.00**	**1,428,875.80**	**510,338.98**	**745,374.19**	**1,316,494.81**
Report Total:	**499,136.75**	**571,179.27**	**1,232,819.00**	**1,428,875.80**	**510,338.98**	**745,374.19**	**1,316,494.81**

Fund Summary

Fund	2021 Total Activity	2022 Total Activity	2023 Original Budget	2023 Total Budget	2023 YTD Activity	Defined Budgets 2023 Expected Annual	Defined Budgets 2024 City Manager Proposed
002 - TOURISM FUND	499,136.75	538,939.08	675,819.00	766,157.80	481,470.70	681,046.19	612,439.00
202 - TOURISM - FACADE GRANTS PROGRAM FUND	0.00	10,965.19	0.00	0.00	0.00	0.00	59,114.81
203 - JK NORTHWAY EDA FUND	0.00	0.00	557,000.00	557,000.00	0.00	0.00	557,000.00
205 - TOURISM ARP STATE & LOCAL FISCAL RECOVERY FUND	0.00	21,275.00	0.00	105,718.00	28,868.28	64,328.00	87,941.00
Report Total:	**499,136.75**	**571,179.27**	**1,232,819.00**	**1,428,875.80**	**510,338.98**	**745,374.19**	**1,316,494.81**

CITY OF Kingsville TEXAS

FUND 002 – TOURISM FUND
FUND SUMMARY

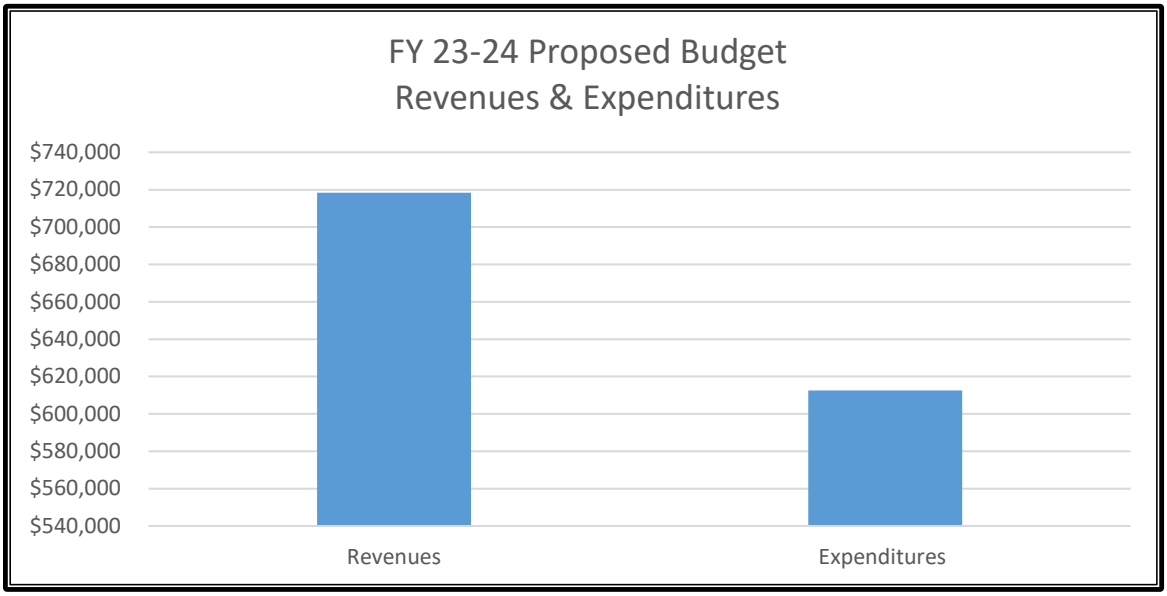

			FY 23-24 Proposed Budget
Revenues			$ 718,377
Expenditures			612,439
Net Revenues over (under) Expenditures			$ 105,938
Fund Balance			
Beginning Fund Balance - (Unaudited)			$ 565,229
Budgeted Revenues	$	647,200	
Budgeted Transfers In		71,177	
Total Budgeted Revenues			718,377
Budgeted Expenditures	$	577,439	
Budgeted Transfers Out		35,000	
Total Budgeted Expenditures			612,439
Estimated Ending Fund Balance 09/30/24			$ 671,167

City of Kingsville, TX

Tourism Funds
Account Summary
For Fiscal: 10/2022-09/2023 Period Ending: 09/30/2023

		2021 Total Activity	2022 Total Activity	2023 Original Budget	2023 Total Budget (Amended)	2023 YTD Activity	2023 Expected Annual	2024 City Manager Proposed
Fund: 002 - TOURISM FUND								
Revenue								
Department : 000 - Non-Departmental								
Division: 0000 - Non-Departmental								
RevCategory: 750 - Transfers								
002-4-0000-75001	Transfer From Fund 001	850.00	0.00	12,054.00	12,054.00	9,040.50	12,054.00	12,062.00
Budget Detail								
Budget Code	**Description**	**Units**	**Price**	**Amount**				
City Manager	PIO Stipend with fringe	0.00	0.00	-12,062.00				
002-4-0000-75202	Transfer from Fumd 202	0.00	0.00	0.00	0.00	0.00		59,114.81
Budget Detail								
Budget Code	**Description**	**Units**	**Price**	**Amount**				
City Manager	To close out facade grant fund	0.00	0.00	-59,114.81				
	RevCategory: 750 - Transfers Total:	**850.00**	**0.00**	**12,054.00**	**12,054.00**	**9,040.50**	**12,054.00**	**71,176.81**
RevCategory: 900 - Interest & Other								
002-4-0000-99000	Miscellaneous	1,169.50	1,569.06	1,200.00	1,200.00	2,470.00	2,470.00	2,000.00
Budget Notes								
Budget Code	**Subject**	**Description**						
City Manager	Misc. Revenue Detail	This is the reental of our tables and chairs which has incrased this year, therefore, I am increasing our anticipated reveneues for this line item.						
	RevCategory: 900 - Interest & Other Total:	**1,169.50**	**1,569.06**	**1,200.00**	**1,200.00**	**2,470.00**	**2,470.00**	**2,000.00**
	Division: 0000 - Non-Departmental Total:	**2,019.50**	**1,569.06**	**13,254.00**	**13,254.00**	**11,510.50**	**14,524.00**	**73,176.81**
	Department : 000 - Non-Departmental Total:	**2,019.50**	**1,569.06**	**13,254.00**	**13,254.00**	**11,510.50**	**14,524.00**	**73,176.81**
Department : 107 - Tourism								
Division: 1070 - Tourism								
RevCategory: 200 - Non-Property Taxes								
002-4-1070-22500	Hotel/Motel Tax	608,397.36	634,514.60	639,000.00	639,000.00	453,314.52	639,000.00	630,000.00
	RevCategory: 200 - Non-Property Taxes Total:	**608,397.36**	**634,514.60**	**639,000.00**	**639,000.00**	**453,314.52**	**639,000.00**	**630,000.00**
RevCategory: 500 - General Services Fees								
002-4-1070-58011	Merchandise Sales-Tourism	3,781.01	4,715.32	5,000.00	5,000.00	4,457.38	5,000.00	5,500.00
002-4-1070-58012	Merchandise Sales-Tourism Tra...	571.74	411.51	500.00	500.00	108.56	90.00	

		2021 Total Activity	2022 Total Activity	2023 Original Budget	2023 Total Budget (Amended)	2023 YTD Activity	2023 Expected Annual	2024 City Manager Proposed
002-4-1070-58013	Vendor Fees	3,527.50	9,634.34	9,000.00	9,000.00	8,325.49	9,000.00	9,000.00
	RevCategory: 500 - General Services Fees Total:	**7,880.25**	**14,761.17**	**14,500.00**	**14,500.00**	**12,891.43**	**14,090.00**	**14,500.00**
RevCategory: 700 - Grants								
002-4-1070-72030	Donations	0.00	11,380.50	0.00	0.00	0.00		
	RevCategory: 700 - Grants Total:	**0.00**	**11,380.50**	**0.00**	**0.00**	**0.00**	**0.00**	**0.00**
RevCategory: 800 - Utility Services								
002-4-1070-81720	Penalty on Hotel/Motel Tax	1,078.43	634.37	500.00	500.00	158.47	159.00	500.00
	RevCategory: 800 - Utility Services Total:	**1,078.43**	**634.37**	**500.00**	**500.00**	**158.47**	**159.00**	**500.00**
RevCategory: 900 - Interest & Other								
002-4-1070-91500	Interest Earned	172.25	189.29	300.00	300.00	184.38	232.51	200.00
	RevCategory: 900 - Interest & Other Total:	**172.25**	**189.29**	**300.00**	**300.00**	**184.38**	**232.51**	**200.00**
	Division: 1070 - Tourism Total:	**617,528.29**	**661,479.93**	**654,300.00**	**654,300.00**	**466,548.80**	**653,481.51**	**645,200.00**
Division: 1071 - TOURISM-ADMIN								
RevCategory: 900 - Interest & Other								
002-4-1071-91300	Credit Card Fee Revenue - Tour...	0.00	2.75	0.00	0.00	67.20	68.00	
	RevCategory: 900 - Interest & Other Total:	**0.00**	**2.75**	**0.00**	**0.00**	**67.20**	**68.00**	**0.00**
	Division: 1071 - TOURISM-ADMIN Total:	**0.00**	**2.75**	**0.00**	**0.00**	**67.20**	**68.00**	**0.00**
Division: 1076 - TOURISM-J.K. Northway Coliseum								
RevCategory: 500 - General Services Fees								
002-4-1076-58052	JK Northway Rental Fees	5,400.00	0.00	0.00	0.00	0.00		
002-4-1076-58055	RV Parking Rental Fees	232.50	0.00	0.00	0.00	0.00		
	RevCategory: 500 - General Services Fees Total:	**5,632.50**	**0.00**	**0.00**	**0.00**	**0.00**	**0.00**	**0.00**
	Division: 1076 - TOURISM-J.K. Northway Coliseum Total:	**5,632.50**	**0.00**	**0.00**	**0.00**	**0.00**	**0.00**	**0.00**
	Department : 107 - Tourism Total:	**623,160.79**	**661,482.68**	**654,300.00**	**654,300.00**	**466,616.00**	**653,549.51**	**645,200.00**
	Revenue Total:	**625,180.29**	**663,051.74**	**667,554.00**	**667,554.00**	**478,126.50**	**668,073.51**	**718,376.81**
Expense								
Department : 107 - Tourism								
Division: 1070 - Tourism								
Category: 20 - Supplies								
002-5-1070-23500	Merchandise Cost of Goods Sol...	872.66	344.75	0.00	0.00	0.00		
	Category: 20 - Supplies Total:	**872.66**	**344.75**	**0.00**	**0.00**	**0.00**	**0.00**	**0.00**
	Division: 1070 - Tourism Total:	**872.66**	**344.75**	**0.00**	**0.00**	**0.00**	**0.00**	**0.00**

		2021 Total Activity	2022 Total Activity	2023 Original Budget	2023 Total Budget (Amended)	2023 YTD Activity	2023 Expected Annual	2024 City Manager Proposed
Division: 1071 - TOURISM-ADMIN								
Category: 10 - Personnel Services								
002-5-1071-11100	Salaries & Wages	150,898.48	163,269.89	211,722.00	225,722.00	172,080.57	209,260.06	275,906.00

Budget Detail

Budget Code	Description	Units	Price	Amount
City Manager	(4) Seasonal Workers	0.00	0.00	5,000.00
City Manager	Additional	0.00	0.00	53,921.75
City Manager	Admin Coordinator & (2) CSR	0.00	0.00	59,670.00
City Manager	Anniversary Increases	0.00	0.00	4,469.05
City Manager	PIO Stipend	0.00	0.00	10,400.00
City Manager	Spec Event Mgr & Director	0.00	0.00	139,921.60
City Manager	YE 9 day accrual less PY credit	0.00	0.00	2,523.60

002-5-1071-11200	Overtime	5,549.17	1,292.18	1,595.00	4,796.60	2,861.79	4,796.60	1,630.00

Budget Detail

Budget Code	Description	Units	Price	Amount
City Manager	Core Budget	0.00	0.00	1,590.00
City Manager	YE 9 day accrual less PY credit	0.00	0.00	40.00

002-5-1071-11301	Longevity - Non Civil Service	504.34	829.08	1,505.00	757.72	678.11	757.72	1,520.00

Budget Detail

Budget Code	Description	Units	Price	Amount
City Manager	21 Years if Service	21.00	60.00	1,260.00
City Manager	Additional	0.00	0.00	240.00
City Manager	YE 9 day accrual less PY credit	0.00	0.00	20.00

002-5-1071-11400	Retirement - TMRS	11,089.73	10,692.90	14,927.00	15,254.13	12,722.30	15,254.13	21,877.00

Budget Detail

Budget Code	Description	Units	Price	Amount
City Manager	Additional	0.00	0.00	2,636.00
City Manager	Total Salaries @ 9.09%	208,988.57	0.09	18,997.06
City Manager	YE 9 day accrual less PY credit	0.00	0.00	243.94

002-5-1071-11500	FICA	11,719.46	12,242.72	16,434.00	16,434.00	12,951.61	15,816.23	21,356.00

Budget Detail

Budget Code	Description	Units	Price	Amount
City Manager	Additional	0.00	0.00	3,674.00
City Manager	Total Salaries @ 7.65%	228,450.75	0.08	17,476.48
City Manager	YE 9 day accrual less PY credit	0.00	0.00	205.52

002-5-1071-11600	Group Health Insurance	16,871.00	16,871.00	18,848.00	18,848.00	18,042.07	18,042.07	28,690.00

			2021 Total Activity	2022 Total Activity	2023 Original Budget	2023 Total Budget (Amended)	2023 YTD Activity	2023 Expected Annual	2024 City Manager Proposed
Budget Detail									
Budget Code	**Description**	**Units**	**Price**	**Amount**					
City Manager	(1) EPO Plan	0.00	0.00	7,089.00					
City Manager	(2) PPO Plans	0.00	0.00	14,512.00					
City Manager	Additional	0.00	0.00	7,089.00					
002-5-1071-11700	Workers' Compensation		235.84	286.43	349.00	349.00	286.46	340.95	726.00
Budget Detail									
Budget Code	**Description**	**Units**	**Price**	**Amount**					
City Manager	(9) WC Code 8810-Total Salaries divided by :	2,284.51	0.41	936.65					
City Manager	Additional	0.00	0.00	351.00					
City Manager	Less Experience Modifier	936.65	-0.50	-468.32					
City Manager	Less Fund Discount	468.32	-0.20	-93.66					
City Manager	Whold Dollar Rounding	0.00	0.00	0.33					
002-5-1071-11800	Unemployment Compensation		1,047.81	92.91	2,275.00	462.55	54.80	110.84	830.00
Budget Detail									
Budget Code	**Description**	**Units**	**Price**	**Amount**					
City Manager	(9) Employees @ $86	0.00	0.00	774.00					
City Manager	YE 9 day accrual less PY credit	0.00	0.00	56.00					
002-5-1071-12300	Life Insurance		189.90	199.98	284.00	315.00	280.80	315.00	378.00
Budget Detail									
Budget Code	**Description**	**Units**	**Price**	**Amount**					
City Manager	(2) Max Coverage	2.00	108.00	216.00					
City Manager	Additional	0.00	0.00	86.00					
City Manager	Base Coverage	35,000.00	0.00	6.30					
City Manager	Base Coverage Rate for remaining 11 month	11.00	6.30	69.30					
City Manager	Whole Dollar Rounding	0.00	0.00	0.40					
002-5-1071-13100	Hazard Pay		850.00	0.00	0.00	0.00	0.00		
	Category: 10 - Personnel Services Total:		**198,955.73**	**205,777.09**	**267,939.00**	**282,939.00**	**219,958.51**	**264,693.60**	**352,913.00**
Category: 20 - Supplies									
002-5-1071-21100	Supplies		3,280.99	3,998.64	5,100.00	5,100.00	3,193.32	5,100.00	4,500.00
002-5-1071-21200	Uniforms & Personal Wear		0.00	180.00	288.00	288.00	39.95	288.00	288.00
002-5-1071-21500	Motor Gas & Oil		902.32	1,111.49	800.00	1,262.07	804.73	1,262.07	1,500.00
Budget Detail									
Budget Code	**Description**	**Units**	**Price**	**Amount**					
City Manager	Gas Allocation	12.00	125.00	1,500.00					

		2021 Total Activity	2022 Total Activity	2023 Original Budget	2023 Total Budget (Amended)	2023 YTD Activity	2023 Expected Annual	2024 City Manager Proposed
002-5-1071-21700	Minor Eq/Furniture	0.00	2,498.94	1,500.00	637.93	293.00	600.00	300.00
002-5-1071-23200	Promotional Supplies	5,349.89	5,587.66	12,000.00	12,000.00	6,020.56	12,000.00	10,000.00
002-5-1071-23300	Visitor Supplies	220.30	170.12	500.00	900.00	769.64	900.00	1,000.00
002-5-1071-23500	Merchandise-Cost of Goods Sold	990.75	3,710.55	1,000.00	1,000.00	988.36	1,000.00	1,000.00
	Category: 20 - Supplies Total:	**10,744.25**	**17,257.40**	**21,188.00**	**21,188.00**	**12,109.56**	**21,150.07**	**18,588.00**
Category: 30 - Services								
002-5-1071-31100	Communications	8,828.20	8,219.72	8,268.00	8,486.28	7,207.47	8,486.28	8,502.00

Budget Detail

Budget Code	Description	Units	Price	Amount
City Manager	AT&T	12.00	93.00	1,116.00
City Manager	MITEL	12.00	138.00	1,656.00
City Manager	Telecom	12.00	359.00	4,308.00
City Manager	Verizon	12.00	118.50	1,422.00

002-5-1071-31300	Postage & Freight	418.62	443.93	500.00	500.00	390.19	500.00	704.00

Budget Notes

Budget Code	Subject	Description
City Manager	Budget Increase Reasoning	i've increased this budget from $500 last year due to the increase in leads from our subsription to Tour Texas. Since we do send out King Ranch material, the Ranch has agreed to co-op this expense as well.

002-5-1071-31400	Professional Services	385.42	5,349.59	1,000.00	1,000.00	810.26	1,000.00	5,500.00

Budget Notes

Budget Code	Subject	Description
City Manager	Budget Increase Reasoning	I have increased this budget to compensate for the website maintenance we are now paying - part of this is being passed on to benefiting non-profits for event months in which we need this assistance to facilitate passport/ticket sales, so this budget increase does not represent that total cost.

Budget Detail

Budget Code	Description	Units	Price	Amount
City Manager	Core Budget	0.00	0.00	5,500.00

002-5-1071-31425	Prof. Services-GPS	384.00	384.00	384.00	384.00	352.00	384.00	384.00

Budget Detail

Budget Code	Description	Units	Price	Amount
City Manager	GPS Services	12.00	32.00	384.00

002-5-1071-31441	Special Events & Festivals	16,556.00	38,762.76	20,000.00	18,545.52	18,405.45	17,500.00	22,898.00
002-5-1071-31458	Contractual Services	10,039.58	9,919.45	10,626.00	10,626.00	5,297.77	10,626.00	11,396.97

		2021 Total Activity	2022 Total Activity	2023 Original Budget	2023 Total Budget (Amended)	2023 YTD Activity	2023 Expected Annual	2024 City Manager Proposed
Budget Detail								
Budget Code	**Description**	**Units**	**Price**	**Amount**				
City Manager	Alarm Monitoring	1.00	373.43	373.43				
City Manager	Train Depot Fire Alarm Inspection	1.00	500.00	500.00				
City Manager	Union Pacific	1.00	5,966.49	5,966.49				
City Manager	Union Pacific	1.00	4,557.05	4,557.05				
002-5-1071-31500	Printing & Publishing		2,021.59	2,980.24	6,150.00	6,150.00	3,173.57	6,150.00	6,150.00
002-5-1071-31600	Training & Travel		1,785.23	782.45	5,500.00	5,500.00	877.64	3,000.00	3,027.03
002-5-1071-31700	Memberships & Dues		1,603.00	2,626.00	5,000.00	5,000.00	2,718.00	5,000.00	2,700.00
002-5-1071-31900	Catering		344.77	1,678.17	1,500.00	1,500.00	566.10	1,500.00	1,500.00
002-5-1071-32300	Utilities		8,925.43	11,616.24	10,188.00	11,119.85	8,673.38	11,119.85	11,100.00
Budget Detail								
Budget Code	**Description**	**Units**	**Price**	**Amount**				
City Manager	COK-Water Service	12.00	225.00	2,700.00				
City Manager	GEXA-Electric	12.00	700.00	8,400.00				
002-5-1071-33100	Subscriptions		26.00	0.00	60.00	60.00	0.00	60.00	60.00
002-5-1071-34001	Advertising Services		127,573.93	149,972.38	127,800.00	171,800.00	166,439.76	127,800.00	126,000.00
Budget Notes								
Budget Code	**Subject**	**Description**						
City Manager	Budget Breakdown	By state law we are required to spend a minimum of 15% of our revenues on adverstising. Because we sometimes underbudget revenues, we have set our advertising revenue at 20% of expected revenues. This year I am budgeting us to reveive $630,000 in HOT Tax revenue. $630,000 x 20% = 126,000. Tourism monitors the revenues monthly and assures compliance with sttate guidenlines throughout the year to adjust if needed.						
002-5-1071-34200	Credit Card Fees - Tourism		120.06	53.45	120.00	120.00	-21.91	7.24	120.00
002-5-1071-35000	Museum Obligation		2,019.15	0.00	0.00	0.00	0.00		
	Category: 30 - Services Total:		**181,030.98**	**232,788.38**	**197,096.00**	**240,791.65**	**214,889.68**	**193,133.37**	**200,042.00**
Category: 40 - Repairs								
002-5-1071-41100	Vehicle Maintenance		869.68	499.46	500.00	500.00	47.00	300.00	500.00
	Category: 40 - Repairs Total:		**869.68**	**499.46**	**500.00**	**500.00**	**47.00**	**300.00**	**500.00**
Category: 50 - Maintenance								
002-5-1071-51100	Building Maintenance		0.00	15,626.00	0.00	300.00	442.50	300.00	500.00
002-5-1071-59100	Grounds & Perm Fixtures		14,713.24	28,257.13	500.00	23,838.80	4,936.00	4,868.80	1,500.00
	Category: 50 - Maintenance Total:		**14,713.24**	**43,883.13**	**500.00**	**24,138.80**	**5,378.50**	**5,168.80**	**2,000.00**

			2021 Total Activity	2022 Total Activity	2023 Original Budget	2023 Total Budget (Amended)	2023 YTD Activity	2023 Expected Annual	2024 City Manager Proposed
Category: 60 - Leases									
002-5-1071-64100	Operating Lease		3,315.05	3,388.87	3,596.00	3,600.35	2,837.45	3,600.35	3,396.00
Budget Detail									
Budget Code	**Description**	**Units**	**Price**	**Amount**					
City Manager	Copier/Printer Lease	12.00	258.00	3,096.00					
City Manager	Property Tax	0.00	0.00	300.00					
	Category: 60 - Leases Total:		**3,315.05**	**3,388.87**	**3,596.00**	**3,600.35**	**2,837.45**	**3,600.35**	**3,396.00**
Category: 70 - Capital Outlay									
002-5-1071-71300	Building		0.00	0.00	150,000.00	158,000.00	0.00	158,000.00	
	Category: 70 - Capital Outlay Total:		**0.00**	**0.00**	**150,000.00**	**158,000.00**	**0.00**	**158,000.00**	**0.00**
	Division: 1071 - TOURISM-ADMIN Total:		**409,628.93**	**503,594.33**	**640,819.00**	**731,157.80**	**455,220.70**	**646,046.19**	**577,439.00**
Division: 1076 - TOURISM-J.K. Northway Coliseum									
Category: 30 - Services									
002-5-1076-32300	Utilities		339.16	0.00	0.00	0.00	0.00		
	Category: 30 - Services Total:		**339.16**	**0.00**	**0.00**	**0.00**	**0.00**	**0.00**	**0.00**
	Division: 1076 - TOURISM-J.K. Northway Coliseum Total:		**339.16**	**0.00**	**0.00**	**0.00**	**0.00**	**0.00**	**0.00**
	Department : 107 - Tourism Total:		**410,840.75**	**503,939.08**	**640,819.00**	**731,157.80**	**455,220.70**	**646,046.19**	**577,439.00**
Department : 690 - Fund Expense/Transfer									
Division: 6900 - Fund Expense/Transfer									
Category: 80 - Transfers Out									
002-5-6900-80001	Transfer To Fund 001		58,005.00	35,000.00	35,000.00	35,000.00	26,250.00	35,000.00	35,000.00
Budget Detail									
Budget Code	**Description**	**Units**	**Price**	**Amount**					
City Manager	Annual Allocation	0.00	0.00	35,000.00					
002-5-6900-80138	Transfer to Fund 138		291.00	0.00	0.00	0.00	0.00		
002-5-6900-80202	Transfer To Fund 202		30,000.00	0.00	0.00	0.00	0.00		
	Category: 80 - Transfers Out Total:		**88,296.00**	**35,000.00**	**35,000.00**	**35,000.00**	**26,250.00**	**35,000.00**	**35,000.00**
	Division: 6900 - Fund Expense/Transfer Total:		**88,296.00**	**35,000.00**	**35,000.00**	**35,000.00**	**26,250.00**	**35,000.00**	**35,000.00**
	Department : 690 - Fund Expense/Transfer Total:		**88,296.00**	**35,000.00**	**35,000.00**	**35,000.00**	**26,250.00**	**35,000.00**	**35,000.00**
	Expense Total:		**499,136.75**	**538,939.08**	**675,819.00**	**766,157.80**	**481,470.70**	**681,046.19**	**612,439.00**
	Fund: 002 - TOURISM FUND Surplus (Deficit):		**126,043.54**	**124,112.66**	**-8,265.00**	**-98,603.80**	**-3,344.20**	**-12,972.68**	**105,937.81**
	Report Surplus (Deficit):		**126,043.54**	**124,112.66**	**-8,265.00**	**-98,603.80**	**-3,344.20**	**-12,972.68**	**105,937.81**

FUND 202 – TOURISM FAÇADE GRANT PROGRAM FUND SUMMARY

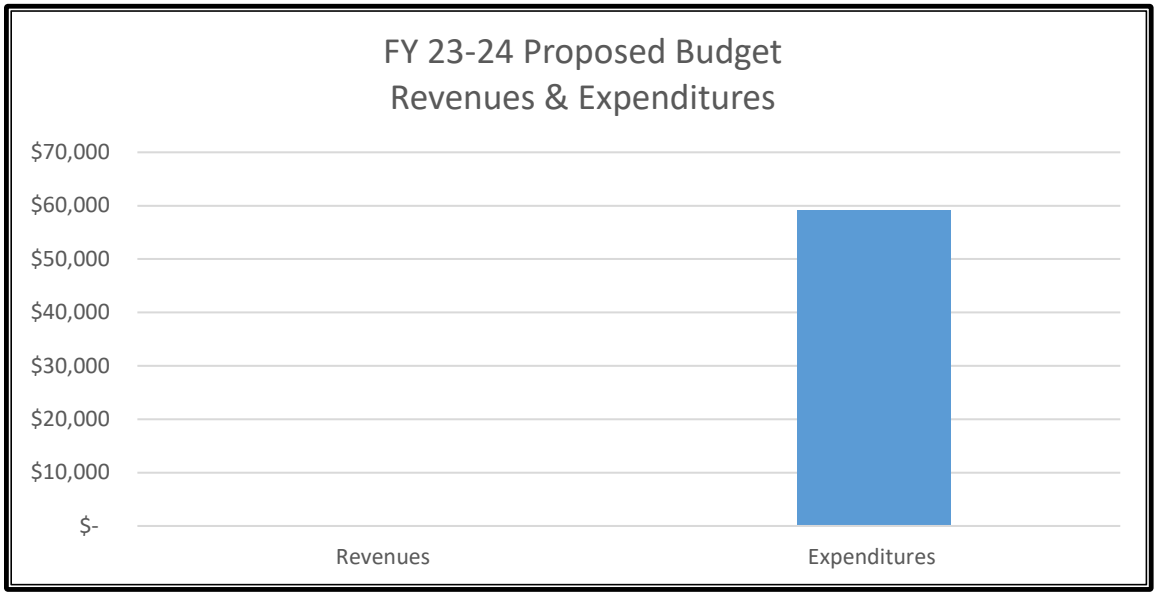

	FY 23-24 Proposed Budget
Revenues	$ 0
Expenditures	59,115
Net Revenues over (under) Expenditures	$ (59,115)
Fund Balance	
Beginning Fund Balance - (Unaudited)	$ 59,115
Budgeted Revenues	0
Budgeted Expenditures- Transfers Out	59,115
Estimated Ending Fund Balance 09/30/24	$ 0

City of Kingsville, TX

Tourism Funds

Account Summary

For Fiscal: 10/2022-09/2023 Period Ending: 09/30/2023

		2021 Total Activity	2022 Total Activity	2023 Original Budget	2023 Total Budget (Amended)	2023 YTD Activity	2023 Expected Annual	2024 City Manager Proposed
Fund: 202 - TOURISM - FACADE GRANTS PROGRAM FUND								
Revenue								
Department : 000 - Non-Departmental								
Division: 0000 - Non-Departmental								
RevCategory: 750 - Transfers								
202-4-0000-75002	Transfer From Fund 002	30,000.00	0.00	0.00	0.00	0.00		
	RevCategory: 750 - Transfers Total:	**30,000.00**	**0.00**	**0.00**	**0.00**	**0.00**	**0.00**	**0.00**
RevCategory: 900 - Interest & Other								
202-4-0000-99000	Miscellaneous Revenue	0.00	0.00	0.00	0.00	0.00	14,700.00	
	RevCategory: 900 - Interest & Other Total:	**0.00**	**0.00**	**0.00**	**0.00**	**0.00**	**14,700.00**	**0.00**
	Division: 0000 - Non-Departmental Total:	**30,000.00**	**0.00**	**0.00**	**0.00**	**0.00**	**14,700.00**	**0.00**
	Department : 000 - Non-Departmental Total:	**30,000.00**	**0.00**	**0.00**	**0.00**	**0.00**	**14,700.00**	**0.00**
	Revenue Total:	**30,000.00**	**0.00**	**0.00**	**0.00**	**0.00**	**14,700.00**	**0.00**
Expense								
Department : 107 - Tourism								
Division: 1071 - TOURISM-ADMIN								
Category: 30 - Services								
202-5-1071-34600	Facade Grants	0.00	10,965.19	0.00	0.00	0.00		
	Category: 30 - Services Total:	**0.00**	**10,965.19**	**0.00**	**0.00**	**0.00**	**0.00**	**0.00**
	Division: 1071 - TOURISM-ADMIN Total:	**0.00**	**10,965.19**	**0.00**	**0.00**	**0.00**	**0.00**	**0.00**
	Department : 107 - Tourism Total:	**0.00**	**10,965.19**	**0.00**	**0.00**	**0.00**	**0.00**	**0.00**

		2021 Total Activity	2022 Total Activity	2023 Original Budget	2023 Total Budget (Amended)	2023 YTD Activity	2023 Expected Annual	2024 City Manager Proposed
Department : 690 - Fund Expense/Transfer								
Division: 6900 - Fund Expense/Transfer								
Category: 80 - Transfers Out								
202-5-6900-80002	Transfer to Fund 002	0.00	0.00	0.00	0.00	0.00		59,114.81

Budget Detail

Budget Code	Description	Units	Price	Amount
City Manager	Close Out Facade Grant Fund	0.00	0.00	59,114.81

Category: 80 - Transfers Out Total:	**0.00**	**0.00**	**0.00**	**0.00**	**0.00**	**0.00**	**59,114.81**
Division: 6900 - Fund Expense/Transfer Total:	**0.00**	**0.00**	**0.00**	**0.00**	**0.00**	**0.00**	**59,114.81**
Department : 690 - Fund Expense/Transfer Total:	**0.00**	**0.00**	**0.00**	**0.00**	**0.00**	**0.00**	**59,114.81**
Expense Total:	**0.00**	**10,965.19**	**0.00**	**0.00**	**0.00**	**0.00**	**59,114.81**
Fund: 202 - TOURISM - FACADE GRANTS PROGRAM FUND Surplus (D...	**30,000.00**	**-10,965.19**	**0.00**	**0.00**	**0.00**	**14,700.00**	**-59,114.81**
Report Surplus (Deficit):	**30,000.00**	**-10,965.19**	**0.00**	**0.00**	**0.00**	**14,700.00**	**-59,114.81**

CITY OF Kingsville TEXAS

FUND 203 – JK NORTHWAY EDA
FUND SUMMARY

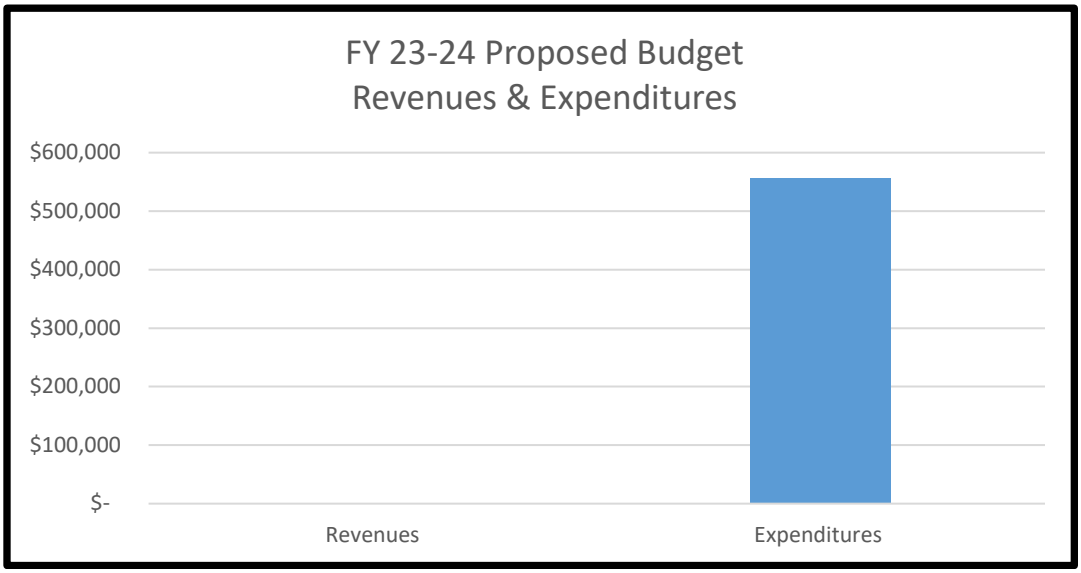

	FY 23-24 Proposed Budget
Revenues	$ 0
Expenditures	557,000
Net Revenues over (under) Expenditures	$ (557,000)
Fund Balance	
Beginning Fund Balance - (Unaudited)	$ 557,000
Budgeted Revenues	0
Budgeted Expenditures	557,000
Estimated Ending Fund Balance 09/30/24	$ 0

City of Kingsville, TX

Tourism Funds

Account Summary

For Fiscal: 10/2022-09/2023 Period Ending: 09/30/2023

		2021 Total Activity	2022 Total Activity	2023 Original Budget	2023 Total Budget (Amended)	2023 YTD Activity	2023 Expected Annual	2024 City Manager Proposed
Fund: 203 - JK NORTHWAY EDA FUND								
Expense								
Department : 107 - Tourism								
Division: 1076 - TOURISM-J.K. Northway Coliseum								
Category: 30 - Services								
203-5-1076-31400	Professional Services	0.00	0.00	557,000.00	557,000.00	0.00		557,000.00
	Category: 30 - Services Total:	**0.00**	**0.00**	**557,000.00**	**557,000.00**	**0.00**	**0.00**	**557,000.00**
	Division: 1076 - TOURISM-J.K. Northway Coliseum Total:	**0.00**	**0.00**	**557,000.00**	**557,000.00**	**0.00**	**0.00**	**557,000.00**
	Department : 107 - Tourism Total:	**0.00**	**0.00**	**557,000.00**	**557,000.00**	**0.00**	**0.00**	**557,000.00**
	Expense Total:	**0.00**	**0.00**	**557,000.00**	**557,000.00**	**0.00**	**0.00**	**557,000.00**
	Fund: 203 - JK NORTHWAY EDA FUND Total:	**0.00**	**0.00**	**557,000.00**	**557,000.00**	**0.00**	**0.00**	**557,000.00**
	Report Total:	**0.00**	**0.00**	**557,000.00**	**557,000.00**	**0.00**	**0.00**	**557,000.00**

FUND 205 – TOURISM ARP STATE & LOCAL FISCAL RECOVERY FUND SUMMARY

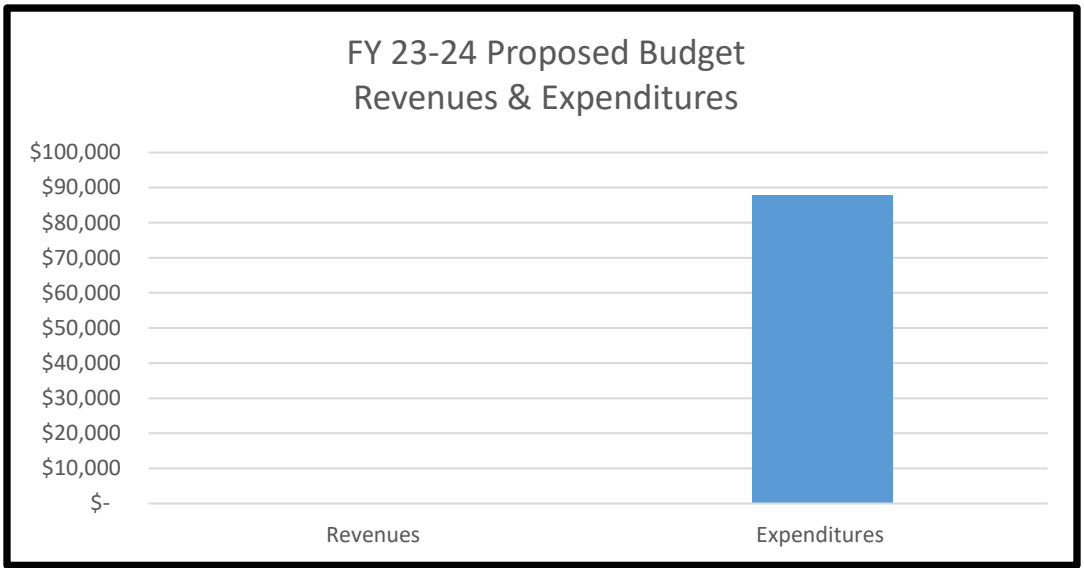

	FY 23-24 Proposed Budget
Revenues	$ 0
Expenditures	87,941
Net Revenues over (under) Expenditures	$ (87,941)
Fund Balance	
Beginning Fund Balance - (Unaudited)	$ 87,941
Budgeted Revenues	0
Budgeted Expenditures	87,941
Estimated Ending Fund Balance 09/30/24	$ 0

City of Kingsville, TX

Tourism Funds
Account Summary
For Fiscal: 10/2022-09/2023 Period Ending: 09/30/2023

		Total Activity	2022 Total Activity	2023 Original Budget	2023 Total Budget (Amended)	2023 YTD Activity	2023 Expected Annual	2024 City Manager Proposed
Fund: 205 - TOURISM ARP STATE & LOCAL FISCAL RECOVERY FUND								
Revenue								
Department : 000 - Non-Departmental								
Division: 0000 - Non-Departmental								
RevCategory: 900 - Interest & Other								
205-4-0000-94000	Intergovernmental Revenue	0.00	21,275.00	0.00	0.00	0.00		
RevCategory: 900 - Interest & Other Total:		**0.00**	**21,275.00**	**0.00**	**0.00**	**0.00**	**0.00**	**0.00**
Division: 0000 - Non-Departmental Total:		**0.00**	**21,275.00**	**0.00**	**0.00**	**0.00**	**0.00**	**0.00**
Department : 000 - Non-Departmental Total:		**0.00**	**21,275.00**	**0.00**	**0.00**	**0.00**	**0.00**	**0.00**
Revenue Total:		**0.00**	**21,275.00**	**0.00**	**0.00**	**0.00**	**0.00**	**0.00**
Expense								
Department : 107 - Tourism								
Division: 1071 - TOURISM-ADMIN								
Category: 20 - Supplies								
205-5-1071-21700	Minor Eq/Furniture	0.00	8,775.00	0.00	0.00	0.00		
205-5-1071-23200	Promotional Supplies	0.00	0.00	0.00	9,824.00	9,383.28	9,824.00	
Category: 20 - Supplies Total:		**0.00**	**8,775.00**	**0.00**	**9,824.00**	**9,383.28**	**9,824.00**	**0.00**
Category: 30 - Services								
205-5-1071-31400	Professional Services	0.00	0.00	0.00	46,390.00	0.00		87,941.00

Budget Detail

Budget Code	Description	Units	Price	Amount
City Manager	Balance of Funding	0.00	0.00	87,941.00

Category: 30 - Services Total:		**0.00**	**0.00**	**0.00**	**46,390.00**	**0.00**	**0.00**	**87,941.00**
Category: 50 - Maintenance								
205-5-1071-51100	Building Maintenance	0.00	12,500.00	0.00	0.00	0.00		
205-5-1071-52201	Signs-Wayfinding Signs	0.00	0.00	0.00	49,504.00	10,000.00	54,504.00	

		Total Activity	2022 Total Activity	2023 Original Budget	2023 Total Budget (Amended)	2023 YTD Activity	2023 Expected Annual	2024 City Manager Proposed
205-5-1071-59100	Grounds & Permanent Fixtures	0.00	0.00	0.00	0.00	9,485.00		
	Category: 50 - Maintenance Total:	**0.00**	**12,500.00**	**0.00**	**49,504.00**	**19,485.00**	**54,504.00**	**0.00**
	Division: 1071 - TOURISM-ADMIN Total:	**0.00**	**21,275.00**	**0.00**	**105,718.00**	**28,868.28**	**64,328.00**	**87,941.00**
	Department : 107 - Tourism Total:	**0.00**	**21,275.00**	**0.00**	**105,718.00**	**28,868.28**	**64,328.00**	**87,941.00**
	Expense Total:	**0.00**	**21,275.00**	**0.00**	**105,718.00**	**28,868.28**	**64,328.00**	**87,941.00**
Fund: 205 - TOURISM ARP STATE & LOCAL FISCAL RECOVERY FUND S...		**0.00**	**0.00**	**0.00**	**-105,718.00**	**-28,868.28**	**-64,328.00**	**-87,941.00**
	Report Surplus (Deficit):	**0.00**	**0.00**	**0.00**	**-105,718.00**	**-28,868.28**	**-64,328.00**	**-87,941.00**

CITY OF Kingsville TEXAS

ASSET SEIZURE FUNDS

Fund 005 – Police State Seizure Fund

This fund is used to account for revenues and expenditures resulting from state seizure awards. This fund is appropriated.

Fund 028 – Police Federal Seizure Fund

This fund is used to account for revenues and expenditures resulting from federal seizure awards. This fund is not appropriated until federal seizures have been awarded.

Fund 031 – Municipal Court Technology

This fund is used to provide for technology needs of Municipal Court. Revenues are generated by the consolidated Municipal Court fees. This fund is appropriated.

FUND BALANCE BY FUND
PD ASSET SEIZURE FUNDS

FUND BALANCE - PD ASSET SEIZURES FUNDS

Fund	PD Asset Seizures Funds	FY 23-24 Unaudited Estimated Beginning Fund Balance	Proposed Budgeted CM Revenues	Proposed Budgeted CM Expenditures	FY 23-24 Estimated Ending Fund Balance
005	PD St Seizure	**928,583.83**	3,131.00	237,710.00	694,004.83
028	PD Fed Seizure	**126,471.09**	128.00	30,000.00	96,599.09
031	MC Technology	**34,608.19**	11,489.00	7,800.00	38,297.19
	Totals	**1,089,663.11**	**14,748.00**	**275,510.00**	**828,901.11**

City of Kingsville, TX

Consolidated Asset Seizure Funds-Revenues

Group Summary

For Fiscal: 10/2022-09/2023 Period Ending: 09/30/2023

Sourc...	2021 Total Activity	2022 Total Activity	2023 Original Budget	2023 Total Budget (Amended)	2023 YTD Activity	Defined Budgets: 2023 Expected Annual	Defined Budgets: 2024 City Manager Proposed
Revenue							
41116 - Technology Fee	12,716.20	10,265.04	11,000.00	11,000.00	9,585.61	9,732.68	11,489.00
59990 - Confiscated Revenue	1,892.00	318,655.20	0.00	0.00	0.00	0.00	0.00
91500 - Interest Earned	1,243.81	1,273.95	1,500.00	1,500.00	2,507.37	3,258.91	3,259.00
99000 - Miscellaneous	5.00	0.00	0.00	0.00	172.58	173.00	0.00
Revenue Total:	**15,857.01**	**330,194.19**	**12,500.00**	**12,500.00**	**12,265.56**	**13,164.59**	**14,748.00**
Report Total:	**15,857.01**	**330,194.19**	**12,500.00**	**12,500.00**	**12,265.56**	**13,164.59**	**14,748.00**

City of Kingsville, TX

Consolidated Asset Seizure Funds-Expenditures

Group Summary

For Fiscal: 10/2022-09/2023 Period Ending: 09/30/2023

Objec...	2021 Total Activity	2022 Total Activity	2023 Original Budget	2023 Total Budget (Amended)	2023 YTD Activity	Defined Budgets: 2023 Expected Annual	Defined Budgets: 2024 City Manager Proposed
Expense							
21100 - Supplies	15.98	0.00	5,000.00	5,500.00	4,990.06	5,500.00	0.00
21200 - Uniforms & Personal Wear	0.00	2,760.75	30,000.00	30,000.00	0.00	30,000.00	0.00
21700 - Minor Eq/Furniture	15,070.19	1,869.26	0.00	0.00	0.00	0.00	35,000.00
21800 - Guns & Ammunition	0.00	0.00	11,000.00	11,000.00	10,970.81	10,970.81	0.00
22501 - Educational-Drug Prevention	8,524.31	4,548.27	11,000.00	11,918.00	2,577.95	8,000.00	11,000.00
22600 - Computers & Associated Equip	14,991.30	67,019.52	36,000.00	44,100.00	20,880.37	38,600.00	57,000.00
31400 - Professional Services	35,115.18	59,810.38	87,906.00	84,870.16	59,116.31	83,406.00	80,520.00
31444 - Prf Svcs - Donations	10,000.00	15,000.00	25,000.00	25,000.00	5,000.00	25,000.00	20,000.00
31600 - Membership, Training, Travel	2,469.50	300.00	2,500.00	2,500.00	182.50	2,500.00	4,500.00
33100 - Subscriptions	235.70	1,146.77	17,921.00	19,921.00	19,464.30	19,921.00	23,690.00
33200 - Confidential & Imprest Expense	0.00	5,000.00	30,000.00	30,000.00	0.00	10,000.00	30,000.00
37500 - Miscellaneous Bank Expenses	0.00	98.37	0.00	0.00	74.21	0.00	0.00
41100 - Vehicle Maintenance	0.00	742.56	0.00	0.00	-19,963.87	0.00	0.00
41400 - Equipment Maintenance	1,707.00	0.00	0.00	0.00	0.00	0.00	0.00
64100 - Operating Lease	4,269.83	4,973.50	4,854.00	5,889.84	4,474.70	5,889.84	5,800.00
71200 - Machinery/Equipment	9,000.00	0.00	0.00	0.00	0.00	0.00	0.00
71300 - Building	0.00	0.00	0.00	0.00	0.00	0.00	8,000.00
Expense Total:	**101,398.99**	**163,269.38**	**261,181.00**	**270,699.00**	**107,767.34**	**239,787.65**	**275,510.00**
Report Total:	**101,398.99**	**163,269.38**	**261,181.00**	**270,699.00**	**107,767.34**	**239,787.65**	**275,510.00**

FUND 005 – PD – STATE SEIZURE FUND SUMMARY

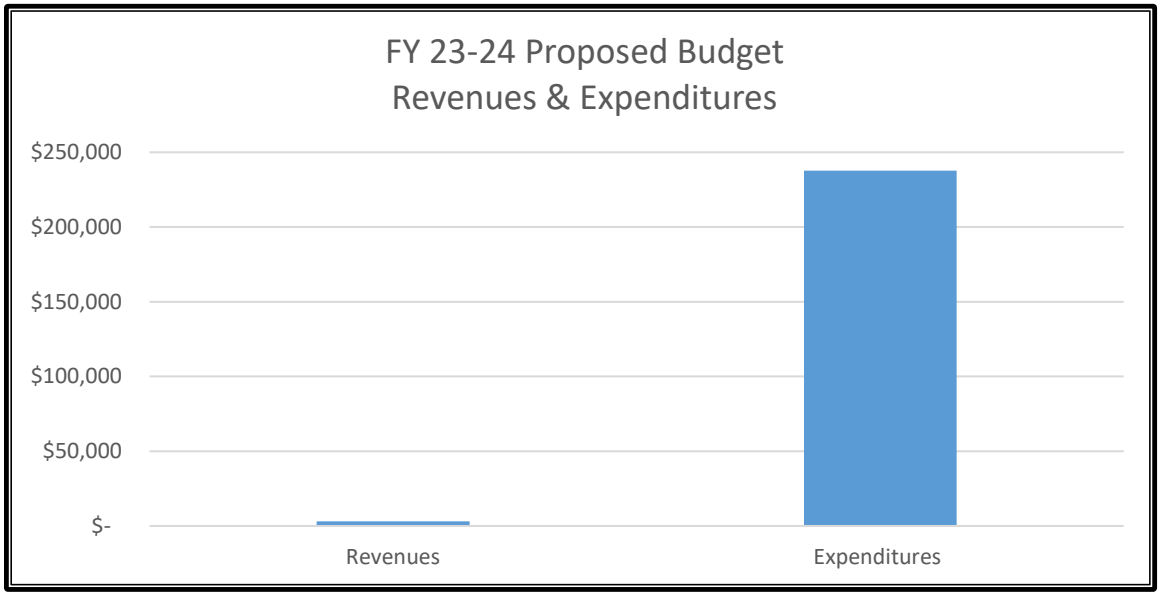

	FY 23-24 Proposed Budget
Revenues	$ 3,131
Expenditures	237,710
Net Revenues over (under) Expenditures	$ (234,579)
Fund Balance	
Beginning Fund Balance - (Unaudited)	$ 928,584
Budgeted Revenues	3,131
Budgeted Expenditures	237,710
Estimated Ending Fund Balance 09/30/24	$ 694,005

City of Kingsville, TX

Asset Seizure Funds

Account Summary

For Fiscal: 10/2022-09/2023 Period Ending: 09/30/2023

		2021 Total Activity	2022 Total Activity	2023 Original Budget	2023 Total Budget (Amended)	2023 YTD Activity	2023 Expected Annual	2024 City Manager Proposed
Fund: 005 - PD-STATE SEIZURE FUND								
Revenue								
Department : 210 - Police								
Division: 2100 - Police								
RevCategory: 500 - General Services Fees								
005-4-2100-59990	Confiscated Revenue	1,892.00	318,655.20	0.00	0.00	0.00		
	RevCategory: 500 - General Services Fees Total:	**1,892.00**	**318,655.20**	**0.00**	**0.00**	**0.00**	**0.00**	**0.00**
RevCategory: 900 - Interest & Other								
005-4-2100-91500	Interest Earned	1,171.14	1,194.46	1,500.00	1,500.00	2,403.10	3,130.94	3,131.00
005-4-2100-99000	Miscellaneous	5.00	0.00	0.00	0.00	172.58	173.00	
	RevCategory: 900 - Interest & Other Total:	**1,176.14**	**1,194.46**	**1,500.00**	**1,500.00**	**2,575.68**	**3,303.94**	**3,131.00**
	Division: 2100 - Police Total:	**3,068.14**	**319,849.66**	**1,500.00**	**1,500.00**	**2,575.68**	**3,303.94**	**3,131.00**
	Department : 210 - Police Total:	**3,068.14**	**319,849.66**	**1,500.00**	**1,500.00**	**2,575.68**	**3,303.94**	**3,131.00**
	Revenue Total:	**3,068.14**	**319,849.66**	**1,500.00**	**1,500.00**	**2,575.68**	**3,303.94**	**3,131.00**
Expense								
Department : 210 - Police								
Division: 2100 - Police								
Category: 20 - Supplies								
005-5-2100-21100	Office Supplies	15.98	0.00	5,000.00	5,500.00	4,990.06	5,500.00	
005-5-2100-21200	Uniforms	0.00	2,760.75	30,000.00	30,000.00	0.00	30,000.00	
005-5-2100-21700	Minor Equipment	15,070.19	1,869.26	0.00	0.00	0.00		35,000.00

Budget Notes

Budget Code	Subject	Description
City Manager	FY 23-24	Department Canopy & Popup signs - $5000.00 Laser Projector - $9000.00 Inflatable Movie screen - $2000.00 Equipment, Snow cone machine, popcorn machine, Project KIDZ - $6000.00 KPD 2 Power Plant TV Screen - $2000.00 Computer Screens for Communications & Patrol - $4000.00 Workout Supplies KPD 2 - $5000.00 Sound System - $ 2000.00

		2021 Total Activity	2022 Total Activity	2023 Original Budget	2023 Total Budget (Amended)	2023 YTD Activity	2023 Expected Annual	2024 City Manager Proposed
005-5-2100-21800	Guns & Ammunition	0.00	0.00	11,000.00	11,000.00	10,970.81	10,970.81	_____
005-5-2100-22501	Educational-Drug Prevention S...	8,524.31	4,548.27	11,000.00	11,918.00	2,577.95	8,000.00	11,000.00

Budget Notes

Budget Code	Subject	Description
City Manager	FY 23-24	Educational Drug Free Material used for giveaways - $11,000.00

005-5-2100-22600	Computers & Associated Equip	14,991.30	67,019.52	36,000.00	35,500.00	20,880.37	30,000.00	57,000.00

Budget Notes

Budget Code	Subject	Description
City Manager	FY 23-24	Desktop X10 @Builds - 12,000.00 miscellaneous, cabling, hardware replacement, battery backups etc. - $18,000.00 Semi Rugged laptops for emergencies - $12,000.00 Switches & Firewall - $15,000.00

	Category: 20 - Supplies Total:	**38,601.78**	**76,197.80**	**93,000.00**	**93,918.00**	**39,419.19**	**84,470.81**	**103,000.00**
Category: 30 - Services								
005-5-2100-31400	Professional Services	33,254.18	55,227.38	83,406.00	81,406.00	57,950.31	81,406.00	78,520.00

Budget Notes

Budget Code	Subject	Description
City Manager	FY 23-24	Cummins Allison (Money Counter) - $1000.00 Hernandez Inc. - $18000.00 Nimble - $4470.00 VMWare - $3500.00 ESET Antivirus - $2000.00 Leads ONline - $3500.00 Coban Tech Licensing - $25000.00 Cellebrite - $5500.00 Airwatch - $5000.00 Cisco Smart Net - $1500.00 AnyDesk Remote Desk Top - $2800.00 I info - $4500.00 TOXP/TLO - $1750.00

005-5-2100-31444	Donations	10,000.00	15,000.00	25,000.00	25,000.00	5,000.00	25,000.00	20,000.00

Budget Notes

Budget Code	Subject	Description
City Manager	FY 23-24	Boys & Girls Club - $5000.00 Boy Scouts of America - $5000.00 Kingsville Boxing CLub - $5000.00 PDAP - $5000.00

005-5-2100-31600	Training & Travel	2,469.50	300.00	2,500.00	2,500.00	182.50	2,500.00	4,500.00

		2021 Total Activity	2022 Total Activity	2023 Original Budget	2023 Total Budget (Amended)	2023 YTD Activity	2023 Expected Annual	2024 City Manager Proposed
Budget Notes								
Budget Code	**Subject**	**Description**						
City Manager	Training	Keep skills up tp date.						
005-5-2100-33100	Subscriptions	235.70	1,146.77	17,921.00	19,921.00	19,464.30	19,921.00	23,690.00
Budget Notes								
Budget Code	**Subject**	**Description**						
City Manager	FY 23-24	Office 365 - $15,000.00 Godaddy SSL Cert 1 yr renewal for Eforce - $285.00 Veem - $900.00 APC main battery back up - $1000.00 I Love PDF - $150.00 Cyberlink Power Direct - $175.00 Ubuntu Server Support - $800.00 Adobe Acrobat DC - $180.00 Data Recvery Wizard Easeus - $550.00 Docusign - $550.00 Archive Social - $3500.00 Computing Technology Industries Association Certification Pathway Kaplan - $400.00						
005-5-2100-37500	Misc Bank Service Fees	0.00	98.37	0.00	0.00	74.21		
	Category: 30 - Services Total:	**45,959.38**	**71,772.52**	**128,827.00**	**128,827.00**	**82,671.32**	**128,827.00**	**126,710.00**
Category: 40 - Repairs								
005-5-2100-41100	Vehicle Maintenance	0.00	742.56	0.00	0.00	-19,963.87		
005-5-2100-41400	Equipment Maintenance	1,707.00	0.00	0.00	0.00	0.00		
	Category: 40 - Repairs Total:	**1,707.00**	**742.56**	**0.00**	**0.00**	**-19,963.87**	**0.00**	**0.00**
Category: 70 - Capital Outlay								
005-5-2100-71200	Machinery/Equipment	9,000.00	0.00	0.00	0.00	0.00		
005-5-2100-71300	Building	0.00	0.00	0.00	0.00	0.00		8,000.00
Budget Notes								
Budget Code	**Subject**	**Description**						
City Manager	Storage Building	Storage for gun ammunition, targets, timers, etc.						
	Category: 70 - Capital Outlay Total:	**9,000.00**	**0.00**	**0.00**	**0.00**	**0.00**	**0.00**	**8,000.00**
	Division: 2100 - Police Total:	**95,268.16**	**148,712.88**	**221,827.00**	**222,745.00**	**102,126.64**	**213,297.81**	**237,710.00**
	Department : 210 - Police Total:	**95,268.16**	**148,712.88**	**221,827.00**	**222,745.00**	**102,126.64**	**213,297.81**	**237,710.00**
	Expense Total:	**95,268.16**	**148,712.88**	**221,827.00**	**222,745.00**	**102,126.64**	**213,297.81**	**237,710.00**
	Fund: 005 - PD-STATE SEIZURE FUND Surplus (Deficit):	**-92,200.02**	**171,136.78**	**-220,327.00**	**-221,245.00**	**-99,550.96**	**-209,993.87**	**-234,579.00**
	Report Surplus (Deficit):	**-92,200.02**	**171,136.78**	**-220,327.00**	**-221,245.00**	**-99,550.96**	**-209,993.87**	**-234,579.00**

FUND 028 – PD – FEDERAL SEIZURE FUND SUMMARY

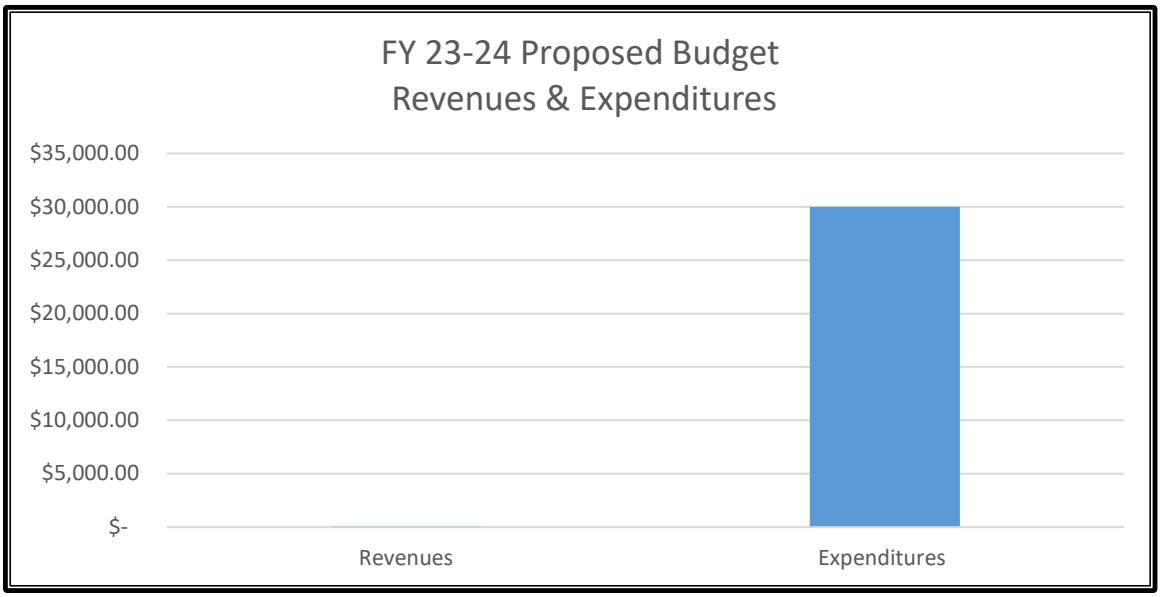

	FY 23-24 Proposed Budget
Revenues	$ 128
Expenditures	30,000
Net Revenues over (under) Expenditures	$ (29,872)
Fund Balance	
Beginning Fund Balance - (Unaudited)	$ 126,471
Budgeted Revenues	128
Budgeted Expenditures	30,000
Estimated Ending Fund Balance 09/30/24	$ 96,599

405

City of Kingsville, TX

Asset Seizure Funds

Account Summary

For Fiscal: 10/2022-09/2023 Period Ending: 09/30/2023

		2021 Total Activity	2022 Total Activity	2023 Original Budget	2023 Total Budget (Amended)	2023 YTD Activity	2023 Expected Annual	2024 City Manager Proposed
Fund: 028 - PD-FEDERAL SEIZURE FUND								
Revenue								
Department : 210 - Police								
Division: 2100 - Police								
RevCategory: 900 - Interest & Other								
028-4-2100-91500	Interest Earned	72.67	79.49	0.00	0.00	104.27	127.97	128.00

Budget Detail

Budget Code	Description	Units	Price	Amount
City Manager	Based on receipts from FY 22-23	0.00	0.00	-128.00

RevCategory: 900 - Interest & Other Total:	**72.67**	**79.49**	**0.00**	**0.00**	**104.27**	**127.97**	**128.00**
Division: 2100 - Police Total:	**72.67**	**79.49**	**0.00**	**0.00**	**104.27**	**127.97**	**128.00**
Department : 210 - Police Total:	**72.67**	**79.49**	**0.00**	**0.00**	**104.27**	**127.97**	**128.00**
Revenue Total:	**72.67**	**79.49**	**0.00**	**0.00**	**104.27**	**127.97**	**128.00**

Expense								
Department : 210 - Police								
Division: 2100 - Police								
Category: 30 - Services								
028-5-2100-33200	Confidential & Imprest Expense	0.00	5,000.00	30,000.00	30,000.00	0.00	10,000.00	30,000.00

Budget Notes

Budget Code	Subject	Description
City Manager	Confidential Informant	Funds to pay confidential informants, drug purchases etc.

Category: 30 - Services Total:	**0.00**	**5,000.00**	**30,000.00**	**30,000.00**	**0.00**	**10,000.00**	**30,000.00**
Division: 2100 - Police Total:	**0.00**	**5,000.00**	**30,000.00**	**30,000.00**	**0.00**	**10,000.00**	**30,000.00**
Department : 210 - Police Total:	**0.00**	**5,000.00**	**30,000.00**	**30,000.00**	**0.00**	**10,000.00**	**30,000.00**
Expense Total:	**0.00**	**5,000.00**	**30,000.00**	**30,000.00**	**0.00**	**10,000.00**	**30,000.00**
Fund: 028 - PD-FEDERAL SEIZURE FUND Surplus (Deficit):	**72.67**	**-4,920.51**	**-30,000.00**	**-30,000.00**	**104.27**	**-9,872.03**	**-29,872.00**
Report Surplus (Deficit):	**72.67**	**-4,920.51**	**-30,000.00**	**-30,000.00**	**104.27**	**-9,872.03**	**-29,872.00**

FUND 031 – MUNICIPAL COURT TECHNOLOGY FUND SUMMARY

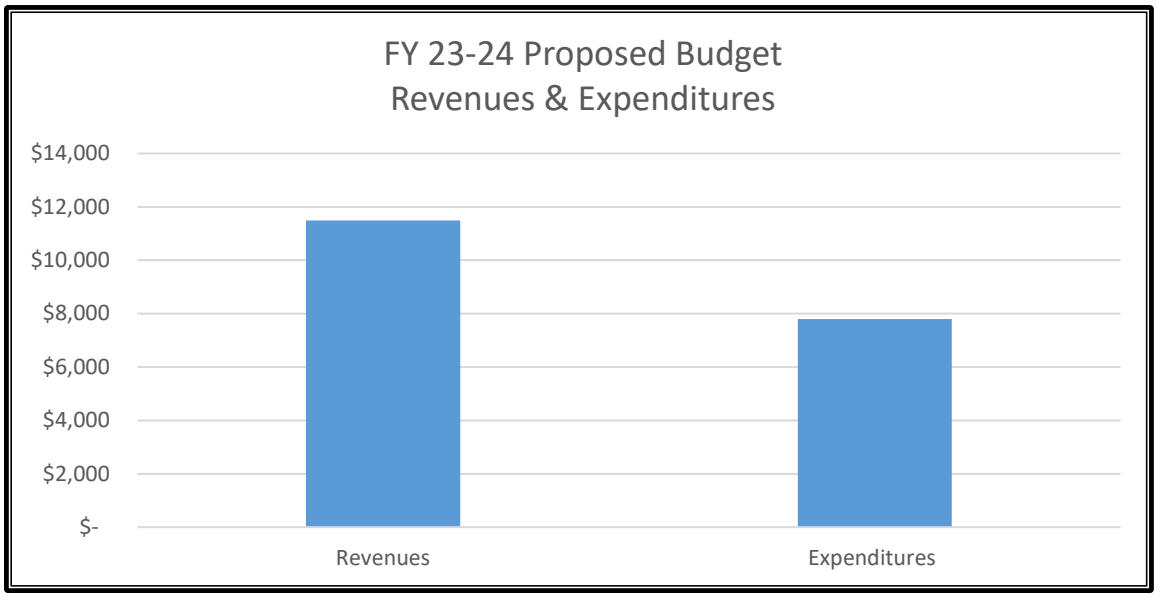

	FY 23-24 Proposed Budget
Revenues	$ 11,489
Expenditures	7,800
Net Revenues over (under) Expenditures	$ 3,689
Fund Balance	
Beginning Fund Balance - (Unaudited)	$ 34,608
Budgeted Revenues	11,489
Budgeted Expenditures	7,800
Estimated Ending Fund Balance 09/30/24	$ 38,297

City of Kingsville, TX

Asset Seizure Funds

Account Summary

For Fiscal: 10/2022-09/2023 Period Ending: 09/30/2023

			2021 Total Activity	2022 Total Activity	2023 Original Budget	2023 Total Budget (Amended)	2023 YTD Activity	2023 Expected Annual	2024 City Manager Proposed
Fund: 031 - MUNICIPAL CRT TECHNOLOGY									
Revenue									
Department : 180 - Finance									
Division: 1800 - Finance									
RevCategory: 400 - Fines									
031-4-1800-41116	Technology Fee		12,716.20	10,265.04	11,000.00	11,000.00	9,585.61	9,732.68	11,489.00
Budget Detail									
Budget Code	**Description**	**Units**	**Price**	**Amount**					
City Manager	Based on receipts from FY 22-23	0.00	0.00	-11,489.00					
	RevCategory: 400 - Fines Total:		**12,716.20**	**10,265.04**	**11,000.00**	**11,000.00**	**9,585.61**	**9,732.68**	**11,489.00**
	Division: 1800 - Finance Total:		**12,716.20**	**10,265.04**	**11,000.00**	**11,000.00**	**9,585.61**	**9,732.68**	**11,489.00**
	Department : 180 - Finance Total:		**12,716.20**	**10,265.04**	**11,000.00**	**11,000.00**	**9,585.61**	**9,732.68**	**11,489.00**
	Revenue Total:		**12,716.20**	**10,265.04**	**11,000.00**	**11,000.00**	**9,585.61**	**9,732.68**	**11,489.00**
Expense									
Department : 180 - Finance									
Division: 1800 - Finance									
Category: 20 - Supplies									
031-5-1800-22600	Computers & Associated Equip		0.00	0.00	0.00	8,600.00	0.00	8,600.00	
	Category: 20 - Supplies Total:		**0.00**	**0.00**	**0.00**	**8,600.00**	**0.00**	**8,600.00**	**0.00**
Category: 30 - Services									
031-5-1800-31400	Professional Services		1,861.00	4,583.00	4,500.00	3,464.16	1,166.00	2,000.00	2,000.00
Budget Detail									
Budget Code	**Description**	**Units**	**Price**	**Amount**					
City Manager	Notification Calls	0.00	0.00	4,500.00					
City Manager	Reduction Per CM	0.00	0.00	-2,500.00					
	Category: 30 - Services Total:		**1,861.00**	**4,583.00**	**4,500.00**	**3,464.16**	**1,166.00**	**2,000.00**	**2,000.00**

			2021 Total Activity	2022 Total Activity	2023 Original Budget	2023 Total Budget (Amended)	2023 YTD Activity	2023 Expected Annual	2024 City Manager Proposed
Category: 60 - Leases									
031-5-1800-64100	Operating Lease		4,269.83	4,973.50	4,854.00	5,889.84	4,474.70	5,889.84	5,800.00
Budget Detail									
Budget Code	**Description**	**Units**	**Price**	**Amount**					
City Manager	Copier Lease	12.00	375.00	4,500.00					
City Manager	Printer Lease	12.00	66.50	798.00					
City Manager	Property Tax	0.00	0.00	502.00					
Category: 60 - Leases Total:			**4,269.83**	**4,973.50**	**4,854.00**	**5,889.84**	**4,474.70**	**5,889.84**	**5,800.00**
Division: 1800 - Finance Total:			**6,130.83**	**9,556.50**	**9,354.00**	**17,954.00**	**5,640.70**	**16,489.84**	**7,800.00**
Department : 180 - Finance Total:			**6,130.83**	**9,556.50**	**9,354.00**	**17,954.00**	**5,640.70**	**16,489.84**	**7,800.00**
Expense Total:			**6,130.83**	**9,556.50**	**9,354.00**	**17,954.00**	**5,640.70**	**16,489.84**	**7,800.00**
Fund: 031 - MUNICIPAL CRT TECHNOLOGY Surplus (Deficit):			**6,585.37**	**708.54**	**1,646.00**	**-6,954.00**	**3,944.91**	**-6,757.16**	**3,689.00**
Report Surplus (Deficit):			**6,585.37**	**708.54**	**1,646.00**	**-6,954.00**	**3,944.91**	**-6,757.16**	**3,689.00**

CITY OF Kingsville TEXAS

GRANT FUNDS – GENERAL FUND

Grant funds are not appropriated unless the City has received confirmation of grant approval. Prior year grant funds are presented due to prior or current year activity.

GENERAL FUND GRANTS

Fund 009 – Law Enforcement Officers Stand – Police

Used to record the annual allocation payment from the Law Enforcement Officer Standards and Education (LEOSE). This payment must be used as necessary, to ensure the continuing education of law enforcement personnel, or to provide necessary training, as determined by the agency head, to full-time, fully paid law enforcement support personnel.

Fund 016 – PD – Stonegarden Grant Fund

This fund is used to account for the Operation Stonegarden (OPSG) grant. The OPSG Program funds investments in joint efforts to secure the United States' borders along routes of ingress from international borders to include travel corridors in states bordering Mexico and Canada, as well as states and territories with international water borders.

Fund 017 - PD Grant – Border Star – LBSP

This fund accounts for the Borderstar – LBSP Grant. The purpose of the grant is to sustain interagency law enforcement operations and enhance local law enforcement patrols to deter and facilitate directed actions to interdict criminal activity.

Fund 019 – PD JAG Grant

This fund accounts for the JAG Grant funding for overtime, machinery and equipment and uniforms. Applications are submitted annually for funding.

Fund 027 – EMS Fund

Used to record EMS County Grant funds received from Coastal Bend Regional Advisory Council Trauma Service Area – U, Inc.

Fund 059 – Homeland Security Grant-Operation Lone Star

Used to account for funds received from Homeland Security for police equipment. This is a closed grant presented for prior year activity.

Fund 083 – CJD Grant

This grant is for Police Department equipment. Applications for funding are submitted annually and does not renew automatically.

Fund 094 – Texas Parks & Wildlife Grant

Used to account for improvements at Dick Kleberg Park.

GRANT FUNDS – GENERAL FUND

Fund 100 –Safe Routes to Schools Grant

Used to account for the construction of sidewalks, ramps, and ADA improvements. TXDOT manages the approved projects resulting in funding through TXDOT and not the City. The city will only be responsible for any cost overruns.

Fund 101 – TX CDBG Main St #7219192 Grant

Used to account for grant funds used for 7th Street Main Street improvements.

Fund 108 – Patrick Leahy Bulletproof Vest Partnership Grant

This fund is used to account for grant monies received from the U.S. DOJ. This federal initiative provides resources to state & local law enforcement for the purchase of bulletproof vests.

Fund 110 – Body-Worn Camera Program BJA 2020-17732 Grant

Used to account for the purchase of body-worn cameras purchased as part of a comprehensive BWC program.

Fund 114 – Southwest Border Rural & Tribal Assistance Grant

Used to account for the purchase of two camera automated license plate reader message board trailers including related hardware and software. Also included is a Rapiscan Itemizer 4DN trace detection unit.

Fund 124 – Ed Rachal Foundation Grant - PD

Used to account for grant funds used for the purchase of bike patrol equipment, pepper ball launcher & training software for the Kingsville Police Department.

Fund 124 – Ed Rachal Foundation Grant - Parks

Used to account for grant funds used for Park Projects.

FUND BALANCE BY FUND
GRANT FUNDS

FUND BALANCE - GRANT FUNDS

Fund	Grant Funds	FY 23-24 Unaudited Estimated Beginning Fund Balance	Proposed Budgeted CM Revenues	Proposed Budgeted CM Expenditures	FY 23-24 Estimated Ending Fund Balance
Grant Funds - GF					
017	PD Local Borderstar	**15,233.03**	0.00	0.00	15,233.03
059	Homeland Security	**168.68**	0.00	0.00	168.68
094	TX Parks Wildlife	**32,616.17**	55,209.00	87,825.17	0.00
100	SRTS Grant	**77,602.00**	0.00	0.00	77,602.00
101	TXCDBG 7219192	**484.75**	0.00	0.00	484.75
108	PL Bulletproof Vst	**14,170.00**	0.00	0.00	14,170.00
124	Ed Rachal Found-PD	**2,351.62**	0.00	0.00	2,351.62
Grant Funds - UF					
113	CW WW Coll Syst	**73,667.94**	4,852,641.00	4,852,641.00	73,667.94
116	TWDB Drainage #7	**717,496.58**	1,245,430.00	1,245,430.00	717,496.58
117	TWDB Drainage #1	**717,849.74**	1,245,076.00	1,245,076.00	717,849.74
118	TWDB Drainage #3	**768,193.32**	1,337,446.00	1,337,446.00	768,193.32
119	TWDB Drainage #4	**972,333.84**	1,711,543.00	1,711,543.00	972,333.84
122	GLO Mitigation	**366,787.00**	33,852,014.00	33,852,014.00	366,787.00
128	TWDB Drainage #8	**0.00**	301,000.00	301,000.00	0.00
130	TXSWS Backup Gen	**68,894.00**	106,106.00	0.00	175,000.00
	Totals	**3,827,848.67**	**44,706,465.00**	**44,632,975.17**	**3,901,338.50**

City of Kingsville, TX

Consolidated Grant Funds-Revenues

Group Summary

For Fiscal: 10/2022-09/2023 Period Ending: 09/30/2023

Sourc...	2021 Total Activity	2022 Total Activity	2023 Original Budget	2023 Total Budget (Amended)	2023 YTD Activity	Defined Budgets: 2023 Expected Annual	Defined Budgets: 2024 City Manager Proposed
Revenue							
72005 - Federal Grants	354,462.45	212,112.55	841,430.00	848,226.23	0.00	104,073.30	55,209.00
72010 - State Grants	46,625.83	278,260.52	0.00	91,195.38	37,399.21	115,567.89	0.00
72030 - Donations	0.00	1,000.00	0.00	0.00	0.00	2,250.00	0.00
72037 - Grant Revenue	25,000.00	18,667.15	0.00	0.00	0.00	1,999.00	0.00
75001 - Transfer In From Fund 001	25,279.00	10,644.75	0.00	6,808.65	5,278.28	6,977.33	0.00
75010 - Transfer from Fund 051	56,908.00	0.00	0.00	0.00	0.00	0.00	0.00
75068 - Transfer In From Fund 068	0.00	0.00	200,000.00	200,000.00	200,000.00	200,000.00	0.00
91203 - In-Kind Services	0.00	10,000.00	0.00	0.00	0.00	0.00	0.00
Revenue Total:	**508,275.28**	**530,684.97**	**1,041,430.00**	**1,146,230.26**	**242,677.49**	**430,867.52**	**55,209.00**
Report Total:	**508,275.28**	**530,684.97**	**1,041,430.00**	**1,146,230.26**	**242,677.49**	**430,867.52**	**55,209.00**

Fund Summary

Fund	2021 Total Activity	2022 Total Activity	2023 Original Budget	2023 Total Budget	2023 YTD Activity	Defined Budgets 2023 Expected Annual	2024 City Manager Proposed
017 - PD GRANT BORDER STAR-LBSP	46,625.83	42,759.87	0.00	78,000.00	24,372.51	102,372.51	0.00
059 - HS-OPERATION LONE STAR GRANT	0.00	235,500.65	0.00	13,207.80	13,207.80	13,376.48	0.00
094 - TEXAS PARKS & WILDLIFE GRANT	223,575.00	11,000.00	66,910.00	66,910.00	0.00	99,527.07	55,209.00
100 - SAFE ROUTES TO SCHOOL GRANT	77,602.00	0.00	974,520.00	974,520.00	200,000.00	200,000.00	0.00
101 - TX CDBG MAIN STREET #7219192	130,887.45	213,172.30	0.00	0.00	0.00	0.00	0.00
108 - PATRICK LEAHY BULLETPROOF VEST PARTNERSHIP FUN	4,585.00	9,585.00	0.00	13,592.46	5,097.18	13,592.46	0.00
124 - ED RACHAL FOUNDATION - PD	25,000.00	18,667.15	0.00	0.00	0.00	1,999.00	0.00
Report Total:	**508,275.28**	**530,684.97**	**1,041,430.00**	**1,146,230.26**	**242,677.49**	**430,867.52**	**55,209.00**

City of Kingsville, TX

Consolidated Grant Funds-Expenditures

Group Summary

For Fiscal: 10/2022-09/2023 Period Ending: 09/30/2023

Objec...	2021 Total Activity	2022 Total Activity	2023 Original Budget	2023 Total Budget (Amended)	2023 YTD Activity	Defined Budgets: 2023 Expected Annual	Defined Budgets: 2024 City Manager Proposed
Expense							
11201 - Overtime - PD	39,105.59	36,763.08	0.00	66,976.00	24,019.89	76,115.48	0.00
11400 - Retirement - TMRS	4,020.70	3,208.01	0.00	5,900.00	2,098.96	5,900.00	0.00
11500 - FICA	3,499.54	2,788.78	0.00	5,124.00	1,824.65	5,124.00	0.00
21200 - Uniforms & Personal Wear	0.00	0.00	0.00	13,592.46	13,592.46	13,592.46	0.00
21700 - Minor Eq/Furniture	24,981.23	18,667.15	0.00	1,999.00	1,999.00	1,999.00	0.00
31400 - Professional Services	0.00	0.00	56,908.00	56,908.00	0.00	0.00	0.00
52100 - Street & Bridge	0.00	0.00	795,214.00	795,214.00	115,919.90	200,000.00	0.00
59100 - Grounds & Perm Fixtures	215,932.93	9,496.60	98,575.00	97,277.07	34,120.26	97,277.97	87,825.17
71200 - Machinery/Equipment	0.00	235,500.65	0.00	13,207.80	13,207.80	13,207.80	0.00
71228 - Parks-Field Improvements	130,343.40	20,810.00	0.00	0.00	0.00	0.00	0.00
71500 - Street & Bridge	153,130.50	212,894.50	0.00	0.00	0.00	0.00	0.00
85000 - Department Year End Reductions	0.00	0.00	0.00	1,822.93	0.00	0.00	0.00
91003 - In-Kind Expenses	14,625.00	10,000.00	0.00	0.00	0.00	0.00	0.00
Expense Total:	**585,638.89**	**550,128.77**	**950,697.00**	**1,058,021.26**	**206,782.92**	**413,216.71**	**87,825.17**
Report Total:	**585,638.89**	**550,128.77**	**950,697.00**	**1,058,021.26**	**206,782.92**	**413,216.71**	**87,825.17**

Fund Summary

Fund	2021 Total Activity	2022 Total Activity	2023 Original Budget	2023 Total Budget	2023 YTD Activity	Defined Budgets 2023 Expected Annual	2024 City Manager Proposed
017 - PD GRANT BORDER STAR-LBSP	46,625.83	42,759.87	0.00	78,000.00	27,943.50	87,139.48	0.00
059 - HS-OPERATION LONE STAR GRANT	0.00	235,500.65	0.00	13,207.80	13,207.80	13,207.80	0.00
094 - TEXAS PARKS & WILDLIFE GRANT	360,901.33	40,306.60	98,575.00	99,100.00	34,120.26	97,277.97	87,825.17
100 - SAFE ROUTES TO SCHOOL GRANT	0.00	0.00	852,122.00	852,122.00	115,919.90	200,000.00	0.00
101 - TX CDBG MAIN STREET #7219192	153,130.50	212,894.50	0.00	0.00	0.00	0.00	0.00
108 - PATRICK LEAHY BULLETPROOF VEST PARTNERSHIP FUN	0.00	0.00	0.00	13,592.46	13,592.46	13,592.46	0.00
124 - ED RACHAL FOUNDATION - PD	24,981.23	18,667.15	0.00	1,999.00	1,999.00	1,999.00	0.00
Report Total:	**585,638.89**	**550,128.77**	**950,697.00**	**1,058,021.26**	**206,782.92**	**413,216.71**	**87,825.17**

CITY OF Kingsville TEXAS

FUND 017 – PD GRANT
BORDER STAR – LBSP FUND SUMMARY

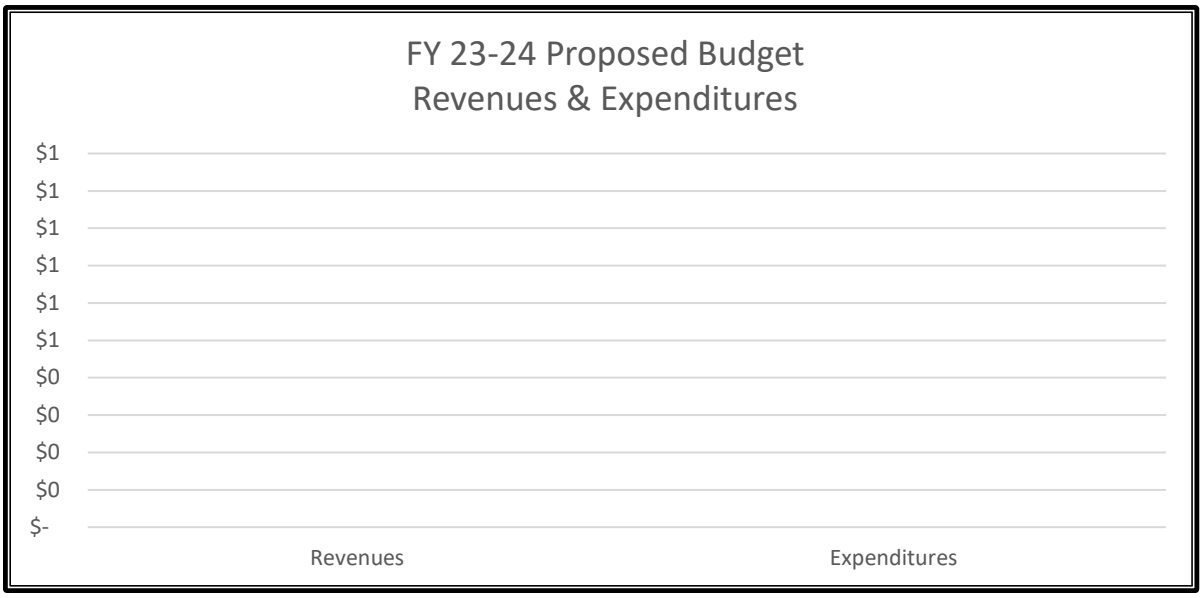

	FY 23-24 Proposed Budget
Revenues	$ 0
Expenditures	0
Net Revenues over (under) Expenditures	$ 0
Fund Balance	
Beginning Fund Balance - (Unaudited)	$ 15,233
Budgeted Revenues	0
Budgeted Expenditures	0
Estimated Ending Fund Balance 09/30/23	$ 15,233

City of Kingsville, TX

Grant Funds

Account Summary

For Fiscal: 10/2022-09/2023 Period Ending: 09/30/2023

		2021 Total Activity	2022 Total Activity	2023 Original Budget	2023 Total Budget (Amended)	2023 YTD Activity	2023 Expected Annual	2024 City Manager Proposed
Fund: 017 - PD GRANT BORDER STAR-LBSP								
Revenue								
Department : 000 - Non-Departmental								
Division: 0000 - Non-Departmental								
RevCategory: 700 - Grants								
017-4-0000-72010	State Grants	46,625.83	42,759.87	0.00	0.00	24,372.51	24,372.51	
	RevCategory: 700 - Grants Total:	**46,625.83**	**42,759.87**	**0.00**	**0.00**	**24,372.51**	**24,372.51**	**0.00**
	Division: 0000 - Non-Departmental Total:	**46,625.83**	**42,759.87**	**0.00**	**0.00**	**24,372.51**	**24,372.51**	**0.00**
	Department : 000 - Non-Departmental Total:	**46,625.83**	**42,759.87**	**0.00**	**0.00**	**24,372.51**	**24,372.51**	**0.00**
Department : 210 - Police								
Division: 2100 - Police								
RevCategory: 700 - Grants								
017-4-2100-72010	State Grants	0.00	0.00	0.00	78,000.00	0.00	78,000.00	
	RevCategory: 700 - Grants Total:	**0.00**	**0.00**	**0.00**	**78,000.00**	**0.00**	**78,000.00**	**0.00**
	Division: 2100 - Police Total:	**0.00**	**0.00**	**0.00**	**78,000.00**	**0.00**	**78,000.00**	**0.00**
	Department : 210 - Police Total:	**0.00**	**0.00**	**0.00**	**78,000.00**	**0.00**	**78,000.00**	**0.00**
	Revenue Total:	**46,625.83**	**42,759.87**	**0.00**	**78,000.00**	**24,372.51**	**102,372.51**	**0.00**
Expense								
Department : 210 - Police								
Division: 2100 - Police								
Category: 10 - Personnel Services								
017-5-2100-11201	Overtime - PD-Borderstar	39,105.59	36,763.08	0.00	66,976.00	24,019.89	76,115.48	
017-5-2100-11400	Retirement - TMRS	4,020.70	3,208.01	0.00	5,900.00	2,098.96	5,900.00	

		2021 Total Activity	2022 Total Activity	2023 Original Budget	2023 Total Budget (Amended)	2023 YTD Activity	2023 Expected Annual	2024 City Manager Proposed
017-5-2100-11500	FICA	3,499.54	2,788.78	0.00	5,124.00	1,824.65	5,124.00	
	Category: 10 - Personnel Services Total:	**46,625.83**	**42,759.87**	**0.00**	**78,000.00**	**27,943.50**	**87,139.48**	**0.00**
	Division: 2100 - Police Total:	**46,625.83**	**42,759.87**	**0.00**	**78,000.00**	**27,943.50**	**87,139.48**	**0.00**
	Department : 210 - Police Total:	**46,625.83**	**42,759.87**	**0.00**	**78,000.00**	**27,943.50**	**87,139.48**	**0.00**
	Expense Total:	**46,625.83**	**42,759.87**	**0.00**	**78,000.00**	**27,943.50**	**87,139.48**	**0.00**
	Fund: 017 - PD GRANT BORDER STAR-LBSP Surplus (Deficit):	**0.00**	**0.00**	**0.00**	**0.00**	**-3,570.99**	**15,233.03**	**0.00**
	Report Surplus (Deficit):	**0.00**	**0.00**	**0.00**	**0.00**	**-3,570.99**	**15,233.03**	**0.00**

CITY OF Kingsville TEXAS

FUND 059 – OPERATION LONE STAR GRANT FUND SUMMARY

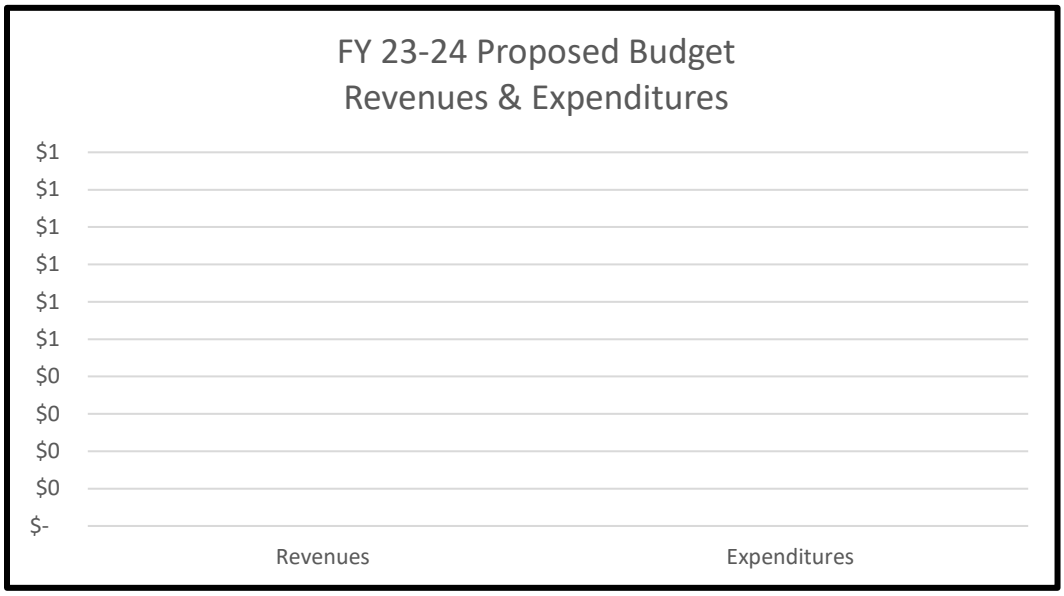

	FY 23-24 Proposed Budget
Revenues	$ 0
Expenditures	0
Net Revenues over (under) Expenditures	$ 0
Fund Balance	
Beginning Fund Balance - (Unaudited)	$ 169
Budgeted Revenues	0
Budgeted Expenditures	0
Estimated Ending Fund Balance 09/30/24	$ 169

City of Kingsville, TX

Grant Funds

Account Summary

For Fiscal: 10/2022-09/2023 Period Ending: 09/30/2023

		2021 Total Activity	2022 Total Activity	2023 Original Budget	2023 Total Budget (Amended)	2023 YTD Activity	2023 Expected Annual	2024 City Manager Proposed
Fund: 059 - HS-OPERATION LONE STAR GRANT								
Revenue								
Department : 000 - Non-Departmental								
Division: 0000 - Non-Departmental								
RevCategory: 700 - Grants								
059-4-0000-72010	State Grants	0.00	235,500.65	0.00	13,195.38	13,026.70	13,195.38	
	RevCategory: 700 - Grants Total:	**0.00**	**235,500.65**	**0.00**	**13,195.38**	**13,026.70**	**13,195.38**	**0.00**
RevCategory: 750 - Transfers								
059-4-0000-75001	Transfer From Fund 001	0.00	0.00	0.00	12.42	181.10	181.10	
	RevCategory: 750 - Transfers Total:	**0.00**	**0.00**	**0.00**	**12.42**	**181.10**	**181.10**	**0.00**
	Division: 0000 - Non-Departmental Total:	**0.00**	**235,500.65**	**0.00**	**13,207.80**	**13,207.80**	**13,376.48**	**0.00**
	Department : 000 - Non-Departmental Total:	**0.00**	**235,500.65**	**0.00**	**13,207.80**	**13,207.80**	**13,376.48**	**0.00**
	Revenue Total:	**0.00**	**235,500.65**	**0.00**	**13,207.80**	**13,207.80**	**13,376.48**	**0.00**
Expense								
Department : 210 - Police								
Division: 2100 - Police								
Category: 70 - Capital Outlay								
059-5-2100-71200	Machinery/Equipment	0.00	235,500.65	0.00	13,207.80	13,207.80	13,207.80	
	Category: 70 - Capital Outlay Total:	**0.00**	**235,500.65**	**0.00**	**13,207.80**	**13,207.80**	**13,207.80**	**0.00**
	Division: 2100 - Police Total:	**0.00**	**235,500.65**	**0.00**	**13,207.80**	**13,207.80**	**13,207.80**	**0.00**
	Department : 210 - Police Total:	**0.00**	**235,500.65**	**0.00**	**13,207.80**	**13,207.80**	**13,207.80**	**0.00**
	Expense Total:	**0.00**	**235,500.65**	**0.00**	**13,207.80**	**13,207.80**	**13,207.80**	**0.00**
	Fund: 059 - HS-OPERATION LONE STAR GRANT Surplus (Deficit):	**0.00**	**0.00**	**0.00**	**0.00**	**0.00**	**168.68**	**0.00**
	Report Surplus (Deficit):	**0.00**	**0.00**	**0.00**	**0.00**	**0.00**	**168.68**	**0.00**

FUND 094 – TEXAS PARKS & WILDLIFE GRANT FUND SUMMARY

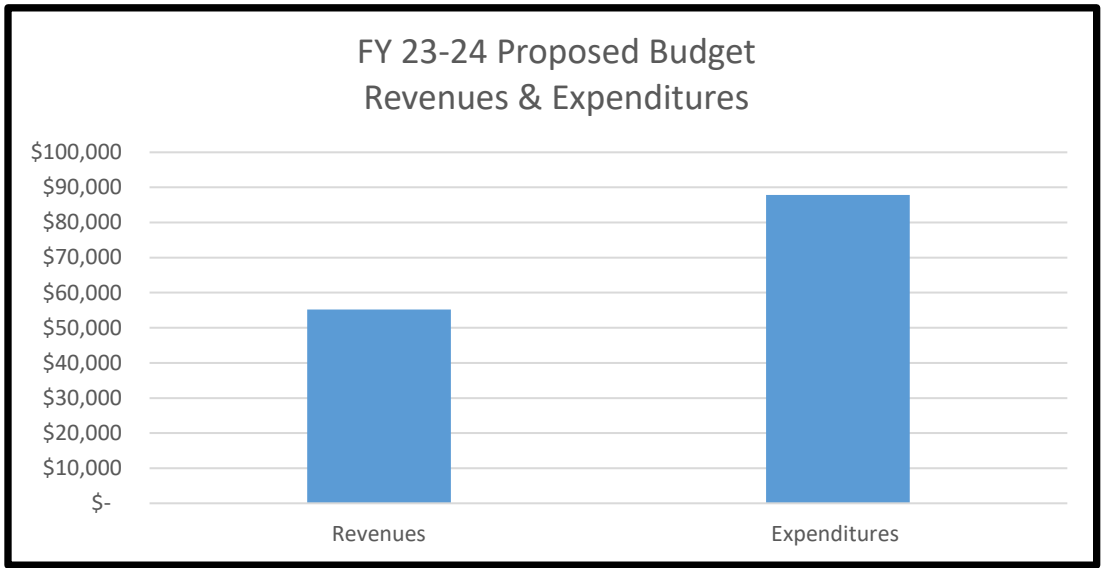

	FY 23-24 Proposed Budget
Revenues	$ 55,209
Expenditures	87,825
Net Revenues over (under) Expenditures	$ (32,616)
Fund Balance	
Beginning Fund Balance - (Unaudited)	$ 32,616
Budgeted Revenues	55,209
Budgeted Expenditures	87,825
Estimated Ending Fund Balance 09/30/24	$ 0

City of Kingsville, TX

Grant Funds
Account Summary
For Fiscal: 10/2022-09/2023 Period Ending: 09/30/2023

			2021 Total Activity	2022 Total Activity	2023 Original Budget	2023 Total Budget (Amended)	2023 YTD Activity	2023 Expected Annual	2024 City Manager Proposed
Fund: 094 - TEXAS PARKS & WILDLIFE GRANT									
Revenue									
Department : 000 - Non-Departmental									
Division: 0000 - Non-Departmental									
RevCategory: 700 - Grants									
094-4-0000-72005	Federal Grants		223,575.00	0.00	66,910.00	66,910.00	0.00	97,277.07	55,209.00
Budget Detail									
Budget Code	**Description**	**Units**	**Price**	**Amount**					
City Manager	Project completed	0.00	0.00	-55,209.00					
	RevCategory: 700 - Grants Total:		**223,575.00**	**0.00**	**66,910.00**	**66,910.00**	**0.00**	**97,277.07**	**55,209.00**
	Division: 0000 - Non-Departmental Total:		**223,575.00**	**0.00**	**66,910.00**	**66,910.00**	**0.00**	**97,277.07**	**55,209.00**
	Department : 000 - Non-Departmental Total:		**223,575.00**	**0.00**	**66,910.00**	**66,910.00**	**0.00**	**97,277.07**	**55,209.00**
Department : 450 - Parks & Recreation									
Division: 4503 - Parks Maintenance									
RevCategory: 700 - Grants									
094-4-4503-72030	Donations		0.00	1,000.00	0.00	0.00	0.00	2,250.00	
	RevCategory: 700 - Grants Total:		**0.00**	**1,000.00**	**0.00**	**0.00**	**0.00**	**2,250.00**	**0.00**
RevCategory: 900 - Interest & Other									
094-4-4503-91203	In-Kind Services		0.00	10,000.00	0.00	0.00	0.00		
	RevCategory: 900 - Interest & Other Total:		**0.00**	**10,000.00**	**0.00**	**0.00**	**0.00**	**0.00**	**0.00**
	Division: 4503 - Parks Maintenance Total:		**0.00**	**11,000.00**	**0.00**	**0.00**	**0.00**	**2,250.00**	**0.00**
	Department : 450 - Parks & Recreation Total:		**0.00**	**11,000.00**	**0.00**	**0.00**	**0.00**	**2,250.00**	**0.00**
	Revenue Total:		**223,575.00**	**11,000.00**	**66,910.00**	**66,910.00**	**0.00**	**99,527.07**	**55,209.00**

		2021 Total Activity	2022 Total Activity	2023 Original Budget	2023 Total Budget (Amended)	2023 YTD Activity	2023 Expected Annual	2024 City Manager Proposed
Expense								
Department : 450 - Parks & Recreation								
Division: 4503 - Parks Maintenance								
Category: 50 - Maintenance								
094-5-4503-59100	Grounds & Perm Fixtures	215,932.93	9,496.60	98,575.00	97,277.07	34,120.26	97,277.97	87,825.17

Budget Detail

Budget Code	Description	Units	Price	Amount
City Manager	Ball Fields	0.00	0.00	32,384.00
City Manager	Clean River Signage	0.00	0.00	3,500.00
City Manager	Final Project - Balance Forward	0.00	0.00	32,616.17
City Manager	Garden	0.00	0.00	6,500.00
City Manager	History of Baseball	0.00	0.00	3,000.00
City Manager	Less In Kind Services	0.00	0.00	-4,250.00
City Manager	Permanent Final Grant Signage	0.00	0.00	3,575.00
City Manager	Shelters Along Creek	0.00	0.00	6,000.00
City Manager	Wildlife Photo how to sign	0.00	0.00	4,500.00

	Category: 50 - Maintenance Total:	**215,932.93**	**9,496.60**	**98,575.00**	**97,277.07**	**34,120.26**	**97,277.97**	**87,825.17**
Category: 70 - Capital Outlay								
094-5-4503-71228	Parks-Field Improvements	130,343.40	20,810.00	0.00	0.00	0.00		
094-5-4503-91003	In-Kind Expenses	14,625.00	10,000.00	0.00	0.00	0.00		
	Category: 70 - Capital Outlay Total:	**144,968.40**	**30,810.00**	**0.00**	**0.00**	**0.00**	**0.00**	**0.00**
Category: 85 - Department Reductions								
094-5-4503-85000	Department Year End Reduction	0.00	0.00	0.00	1,822.93	0.00		
	Category: 85 - Department Reductions Total:	**0.00**	**0.00**	**0.00**	**1,822.93**	**0.00**	**0.00**	**0.00**
	Division: 4503 - Parks Maintenance Total:	**360,901.33**	**40,306.60**	**98,575.00**	**99,100.00**	**34,120.26**	**97,277.97**	**87,825.17**
	Department : 450 - Parks & Recreation Total:	**360,901.33**	**40,306.60**	**98,575.00**	**99,100.00**	**34,120.26**	**97,277.97**	**87,825.17**
	Expense Total:	**360,901.33**	**40,306.60**	**98,575.00**	**99,100.00**	**34,120.26**	**97,277.97**	**87,825.17**
	Fund: 094 - TEXAS PARKS & WILDLIFE GRANT Surplus (Deficit):	**-137,326.33**	**-29,306.60**	**-31,665.00**	**-32,190.00**	**-34,120.26**	**2,249.10**	**-32,616.17**
	Report Surplus (Deficit):	**-137,326.33**	**-29,306.60**	**-31,665.00**	**-32,190.00**	**-34,120.26**	**2,249.10**	**-32,616.17**

CITY OF Kingsville TEXAS

FUND 100 – SAFE ROUTES TO SCHOOL GRANT

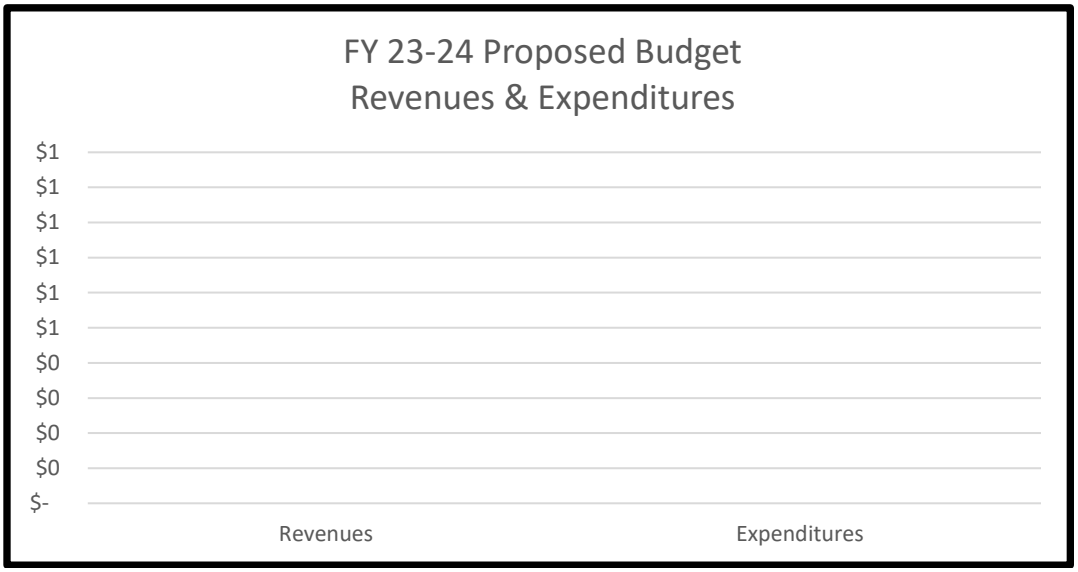

	FY 23-24 Proposed Budget
Revenues	$ 0
Expenditures	0
Net Revenues over (under) Expenditures	$ 0
Fund Balance	
Beginning Fund Balance - (Unaudited)	$ 77,602
Budgeted Revenues	0
Budgeted Expenditures	0
Estimated Ending Fund Balance 09/30/24	$ 77,602

City of Kingsville, TX

Grant Funds
Account Summary
For Fiscal: 10/2022-09/2023 Period Ending: 09/30/2023

		2021 Total Activity	2022 Total Activity	2023 Original Budget	2023 Total Budget (Amended)	2023 YTD Activity	2023 Expected Annual	2024 City Manager Proposed
Fund: 100 - SAFE ROUTES TO SCHOOL GRANT								
Revenue								
Department : 000 - Non-Departmental								
Division: 0000 - Non-Departmental								
RevCategory: 700 - Grants								
100-4-0000-72005	Federal Grants	0.00	0.00	774,520.00	774,520.00	0.00		

Budget Notes

Budget Code	Subject	Description
City Manager	Grant Information	Installation and design of sidewalks on both sides of Kenedy Avenue from Business Hwy 77 to 20th St, north side of Lott Avenue, from Business Hwy 77 to 20th St, east side of 17th St from S.H. 141 to Kenedy Avenue, west side of 19th St. from Henrietta Ave to S.H. 141 & westside of 20th St from Kenedy Ave to Lott Avenue Project will install new, replace damaged, non-compliant sidewalks, crosswalks and ADA compliant ramps. $774,520 grant funds $77,602 match funds already transferred in FY 20-21 $200,000 for cost overruns transferred in FY 22-23
City Manager	Grant Update	The only expenditure the City will have is the $200,000 cost overruns as TXDOT will be handling the grant.

RevCategory: 700 - Grants Total:	**0.00**	**0.00**	**774,520.00**	**774,520.00**	**0.00**	**0.00**	**0.00**
RevCategory: 750 - Transfers							
100-4-0000-75001 Transfer From Fund 001	20,694.00	0.00	0.00	0.00	0.00		
100-4-0000-75010 Transfer from Fund 051	56,908.00	0.00	0.00	0.00	0.00		
100-4-0000-75068 Transfer from Fund 068	0.00	0.00	200,000.00	200,000.00	200,000.00	200,000.00	
RevCategory: 750 - Transfers Total:	**77,602.00**	**0.00**	**200,000.00**	**200,000.00**	**200,000.00**	**200,000.00**	**0.00**
Division: 0000 - Non-Departmental Total:	**77,602.00**	**0.00**	**974,520.00**	**974,520.00**	**200,000.00**	**200,000.00**	**0.00**
Department : 000 - Non-Departmental Total:	**77,602.00**	**0.00**	**974,520.00**	**974,520.00**	**200,000.00**	**200,000.00**	**0.00**
Revenue Total:	**77,602.00**	**0.00**	**974,520.00**	**974,520.00**	**200,000.00**	**200,000.00**	**0.00**

		2021 Total Activity	2022 Total Activity	2023 Original Budget	2023 Total Budget (Amended)	2023 YTD Activity	2023 Expected Annual	2024 City Manager Proposed
Expense								
Department : 305 - Street								
Division: 3050 - Street								
Category: 30 - Services								
100-5-3050-31400	Professional Services	0.00	0.00	56,908.00	56,908.00	0.00		
	Category: 30 - Services Total:	**0.00**	**0.00**	**56,908.00**	**56,908.00**	**0.00**	**0.00**	**0.00**
Category: 50 - Maintenance								
100-5-3050-52100	Street & Bridge	0.00	0.00	795,214.00	795,214.00	115,919.90	200,000.00	
	Category: 50 - Maintenance Total:	**0.00**	**0.00**	**795,214.00**	**795,214.00**	**115,919.90**	**200,000.00**	**0.00**
	Division: 3050 - Street Total:	**0.00**	**0.00**	**852,122.00**	**852,122.00**	**115,919.90**	**200,000.00**	**0.00**
	Department : 305 - Street Total:	**0.00**	**0.00**	**852,122.00**	**852,122.00**	**115,919.90**	**200,000.00**	**0.00**
	Expense Total:	**0.00**	**0.00**	**852,122.00**	**852,122.00**	**115,919.90**	**200,000.00**	**0.00**
Fund: 100 - SAFE ROUTES TO SCHOOL GRANT Surplus (Deficit):		**77,602.00**	**0.00**	**122,398.00**	**122,398.00**	**84,080.10**	**0.00**	**0.00**
Report Surplus (Deficit):		**77,602.00**	**0.00**	**122,398.00**	**122,398.00**	**84,080.10**	**0.00**	**0.00**

CITY OF Kingsville TEXAS

FUND 101 – TX CDBG MAIN ST #7219192
GRANT FUND SUMMARY

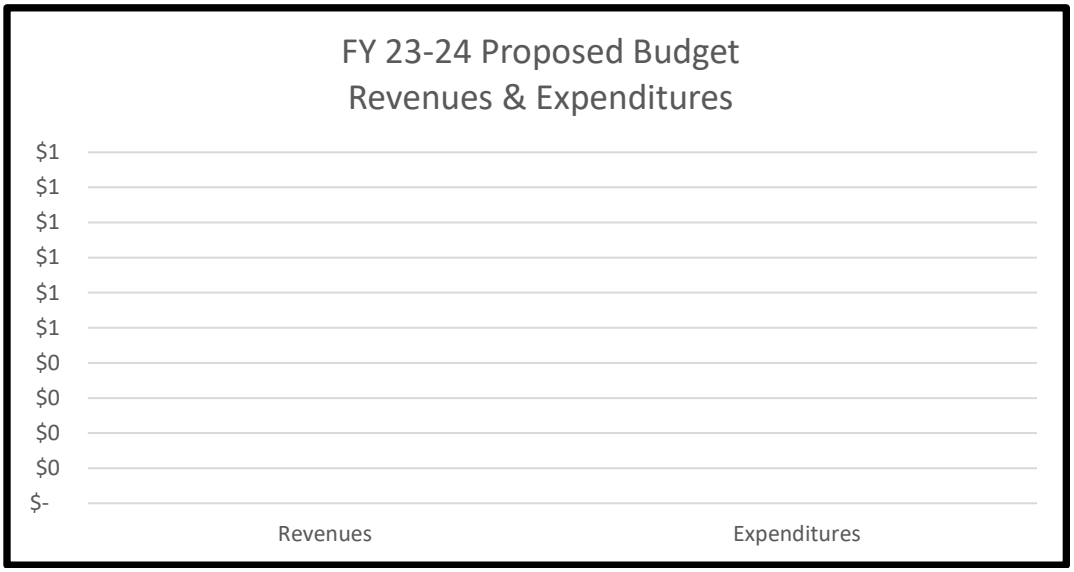

	FY 23-24 Proposed Budget
Revenues	$ 0
Expenditures	0
Net Revenues over (under) Expenditures	$ 0
Fund Balance	
Beginning Fund Balance - (Unaudited)	$ 485
Budgeted Revenues	0
Budgeted Expenditures	0
Estimated Ending Fund Balance 09/30/24	$ 485

City of Kingsville, TX

Grant Funds

Account Summary

For Fiscal: 10/2022-09/2023 Period Ending: 09/30/2023

		2021 Total Activity	2022 Total Activity	2023 Original Budget	2023 Total Budget (Amended)	2023 YTD Activity	2023 Expected Annual	2024 City Manager Proposed
Fund: 101 - TX CDBG MAIN STREET #7219192								
Revenue								
Department : 000 - Non-Departmental								
Division: 0000 - Non-Departmental								
RevCategory: 700 - Grants								
101-4-0000-72005	Federal Grants	130,887.45	212,112.55	0.00	0.00	0.00		
	RevCategory: 700 - Grants Total:	**130,887.45**	**212,112.55**	**0.00**	**0.00**	**0.00**	**0.00**	**0.00**
RevCategory: 750 - Transfers								
101-4-0000-75001	Transfer from Fund 001	0.00	1,059.75	0.00	0.00	0.00		
	RevCategory: 750 - Transfers Total:	**0.00**	**1,059.75**	**0.00**	**0.00**	**0.00**	**0.00**	**0.00**
	Division: 0000 - Non-Departmental Total:	**130,887.45**	**213,172.30**	**0.00**	**0.00**	**0.00**	**0.00**	**0.00**
	Department : 000 - Non-Departmental Total:	**130,887.45**	**213,172.30**	**0.00**	**0.00**	**0.00**	**0.00**	**0.00**
	Revenue Total:	**130,887.45**	**213,172.30**	**0.00**	**0.00**	**0.00**	**0.00**	**0.00**
Expense								
Department : 160 - Planning /DevlopSvcs								
Division: 1604 - Downtown								
Category: 70 - Capital Outlay								
101-5-1604-71500	Downtown Improvements	153,130.50	212,894.50	0.00	0.00	0.00		
	Category: 70 - Capital Outlay Total:	**153,130.50**	**212,894.50**	**0.00**	**0.00**	**0.00**	**0.00**	**0.00**
	Division: 1604 - Downtown Total:	**153,130.50**	**212,894.50**	**0.00**	**0.00**	**0.00**	**0.00**	**0.00**
	Department : 160 - Planning /DevlopSvcs Total:	**153,130.50**	**212,894.50**	**0.00**	**0.00**	**0.00**	**0.00**	**0.00**
	Expense Total:	**153,130.50**	**212,894.50**	**0.00**	**0.00**	**0.00**	**0.00**	**0.00**
	Fund: 101 - TX CDBG MAIN STREET #7219192 Surplus (Deficit):	**-22,243.05**	**277.80**	**0.00**	**0.00**	**0.00**	**0.00**	**0.00**
	Report Surplus (Deficit):	**-22,243.05**	**277.80**	**0.00**	**0.00**	**0.00**	**0.00**	**0.00**

FUND 108 – PATRICK LEAHY BULLETPROOF VEST FUND SUMMARY

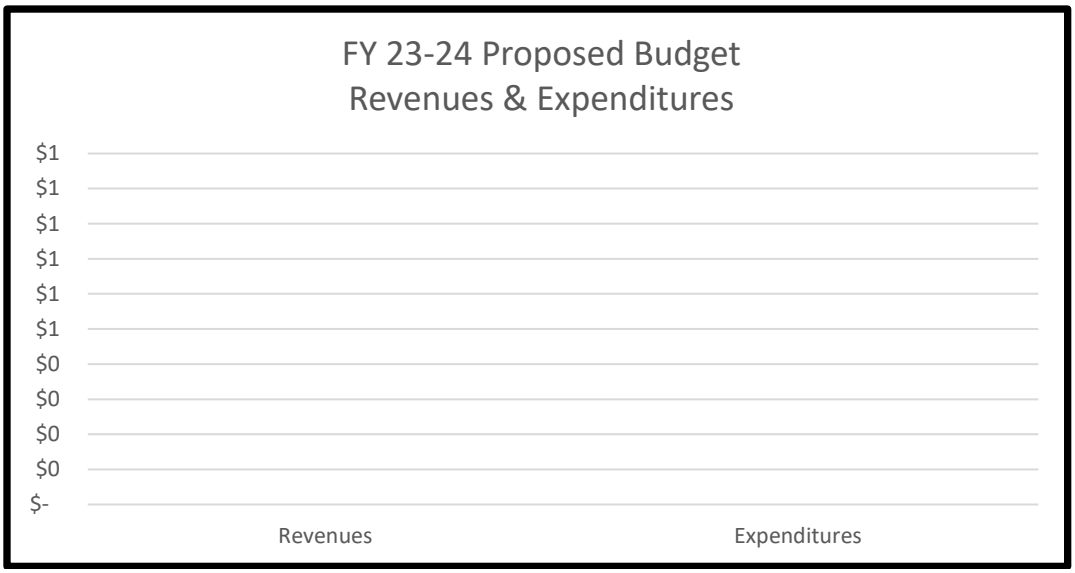

	FY 23-24 Proposed Budget
Revenues	$ 0
Expenditures	0
Net Revenues over (under) Expenditures	$ 0
Fund Balance	
Beginning Fund Balance - (Unaudited)	$ 14,170
Budgeted Revenues	0
Budgeted Expenditures	0
Estimated Ending Fund Balance 09/30/24	$ 14,170

City of Kingsville, TX

Grant Funds

Account Summary

For Fiscal: 10/2022-09/2023 Period Ending: 09/30/2023

		2021 Total Activity	2022 Total Activity	2023 Original Budget	2023 Total Budget (Amended)	2023 YTD Activity	2023 Expected Annual	2024 City Manager Proposed
Fund: 108 - PATRICK LEAHY BULLETPROOF VEST PARTNERSHIP FUND								
Revenue								
Department : 000 - Non-Departmental								
Division: 0000 - Non-Departmental								
RevCategory: 700 - Grants								
108-4-0000-72005	Federal Grants	0.00	0.00	0.00	6,796.23	0.00	6,796.23	
	RevCategory: 700 - Grants Total:	**0.00**	**0.00**	**0.00**	**6,796.23**	**0.00**	**6,796.23**	**0.00**
RevCategory: 750 - Transfers								
108-4-0000-75001	Transfer From Fund 001	4,585.00	9,585.00	0.00	6,796.23	5,097.18	6,796.23	
	RevCategory: 750 - Transfers Total:	**4,585.00**	**9,585.00**	**0.00**	**6,796.23**	**5,097.18**	**6,796.23**	**0.00**
	Division: 0000 - Non-Departmental Total:	**4,585.00**	**9,585.00**	**0.00**	**13,592.46**	**5,097.18**	**13,592.46**	**0.00**
	Department : 000 - Non-Departmental Total:	**4,585.00**	**9,585.00**	**0.00**	**13,592.46**	**5,097.18**	**13,592.46**	**0.00**
	Revenue Total:	**4,585.00**	**9,585.00**	**0.00**	**13,592.46**	**5,097.18**	**13,592.46**	**0.00**
Expense								
Department : 210 - Police								
Division: 2100 - Police								
Category: 20 - Supplies								
108-5-2100-21200	Uniforms & Personal Wear	0.00	0.00	0.00	13,592.46	13,592.46	13,592.46	
	Category: 20 - Supplies Total:	**0.00**	**0.00**	**0.00**	**13,592.46**	**13,592.46**	**13,592.46**	**0.00**
	Division: 2100 - Police Total:	**0.00**	**0.00**	**0.00**	**13,592.46**	**13,592.46**	**13,592.46**	**0.00**
	Department : 210 - Police Total:	**0.00**	**0.00**	**0.00**	**13,592.46**	**13,592.46**	**13,592.46**	**0.00**
	Expense Total:	**0.00**	**0.00**	**0.00**	**13,592.46**	**13,592.46**	**13,592.46**	**0.00**
Fund: 108 - PATRICK LEAHY BULLETPROOF VEST PARTNERSHIP FUND..		**4,585.00**	**9,585.00**	**0.00**	**0.00**	**-8,495.28**	**0.00**	**0.00**
	Report Surplus (Deficit):	**4,585.00**	**9,585.00**	**0.00**	**0.00**	**-8,495.28**	**0.00**	**0.00**

FUND 124 – ED RACHAL FOUNDATION GRANT FUND SUMMARY

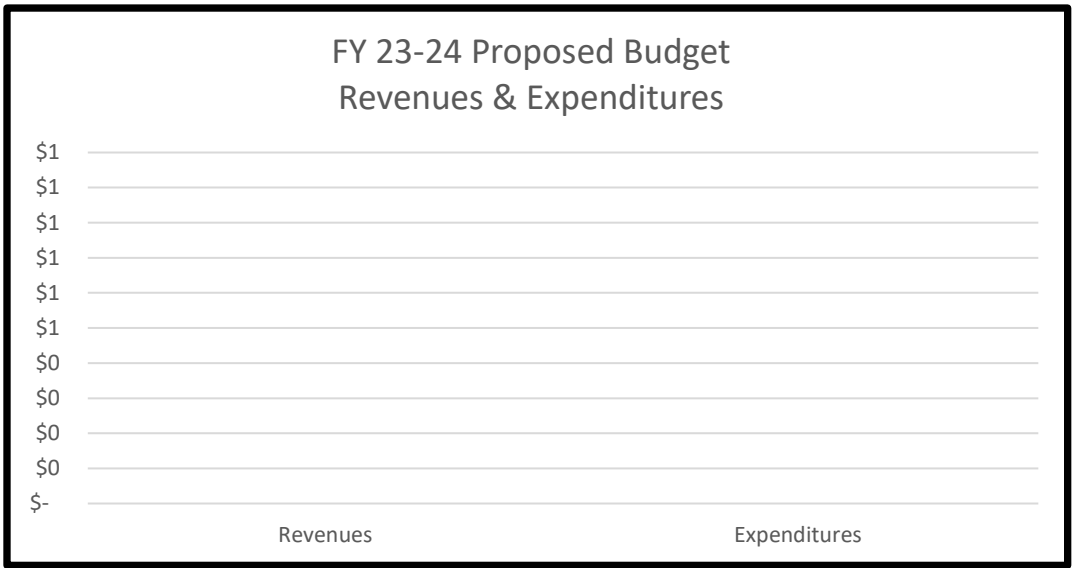

	FY 23-24 Proposed Budget
Revenues	$ 0
Expenditures	0
Net Revenues over (under) Expenditures	$ 0
Fund Balance	
Beginning Fund Balance - (Unaudited)	$ 2,352
Budgeted Revenues	0
Budgeted Expenditures	0
Estimated Ending Fund Balance 09/30/24	$ 2,352

City of Kingsville, TX

Grant Funds

Account Summary

For Fiscal: 10/2022-09/2023 Period Ending: 09/30/2023

		2021 Total Activity	2022 Total Activity	2023 Original Budget	2023 Total Budget (Amended)	2023 YTD Activity	2023 Expected Annual	2024 City Manager Proposed
Fund: 124 - ED RACHAL FOUNDATION - PD								
Revenue								
Department : 000 - Non-Departmental								
Division: 0000 - Non-Departmental								
RevCategory: 700 - Grants								
124-4-0000-72037	Grant Revenue	25,000.00	18,667.15	0.00	0.00	0.00	1,999.00	
	RevCategory: 700 - Grants Total:	**25,000.00**	**18,667.15**	**0.00**	**0.00**	**0.00**	**1,999.00**	**0.00**
	Division: 0000 - Non-Departmental Total:	**25,000.00**	**18,667.15**	**0.00**	**0.00**	**0.00**	**1,999.00**	**0.00**
	Department : 000 - Non-Departmental Total:	**25,000.00**	**18,667.15**	**0.00**	**0.00**	**0.00**	**1,999.00**	**0.00**
	Revenue Total:	**25,000.00**	**18,667.15**	**0.00**	**0.00**	**0.00**	**1,999.00**	**0.00**
Expense								
Department : 210 - Police								
Division: 2102 - Patrol								
Category: 20 - Supplies								
124-5-2102-21700	Minor Eq/Furniture	24,981.23	18,667.15	0.00	1,999.00	1,999.00	1,999.00	
	Category: 20 - Supplies Total:	**24,981.23**	**18,667.15**	**0.00**	**1,999.00**	**1,999.00**	**1,999.00**	**0.00**
	Division: 2102 - Patrol Total:	**24,981.23**	**18,667.15**	**0.00**	**1,999.00**	**1,999.00**	**1,999.00**	**0.00**
	Department : 210 - Police Total:	**24,981.23**	**18,667.15**	**0.00**	**1,999.00**	**1,999.00**	**1,999.00**	**0.00**
	Expense Total:	**24,981.23**	**18,667.15**	**0.00**	**1,999.00**	**1,999.00**	**1,999.00**	**0.00**
	Fund: 124 - ED RACHAL FOUNDATION - PD Surplus (Deficit):	**18.77**	**0.00**	**0.00**	**-1,999.00**	**-1,999.00**	**0.00**	**0.00**
	Report Surplus (Deficit):	**18.77**	**0.00**	**0.00**	**-1,999.00**	**-1,999.00**	**0.00**	**0.00**

GRANT FUNDS – UTILITY FUND

Grant funds are not appropriated unless the City has received confirmation of grant approval. Prior year grant funds are presented due to prior or current year activity.

UTILITY FUND GRANTS

113 – Citywide Wastewater Collection System Improvements

This fund accounts for grant funds used for the improvement of the City's wastewater collection system.

116 – Drainage Master Plan Location 7 Improvements Project #40135

Used to account for grant funds used for drainage improvements along Pasadena Drive and in the Glover Park subdivision.

117 – Drainage Master Plan Location 1 Improvements Project #40142

Used to account for grant funds used for drainage improvements in Fairview Heights and San Jose Estates subdivision.

118 – Drainage Master Plan Location 3 Improvements Project #40143

Used to account for grant funds used for drainage improvements in Forest Park 2 subdivision.

119 – Drainage Master Plan Location 4 Improvements Project #40144

Used to account for grant funds used for drainage improvements in Sarita Park 4, Sarita Park 5, and Southmore Acres subdivisions.

122 – General Land Office (GLO) Hurricane Harvey Mitigation Grant

Used to account for grant funds used for flood mitigation projects for areas which sustained storm damage from Hurricane Harvey.

128 – Drainage Master Plan-Loc 8 Improv-Project #40192

Used to account for grant funds used for drainage improvements in the Paulson Falls area.

130 – TX Severe Winter Storm Grant-Backup Generator

Used to account for grant funds for the purchase of a backup generator for Water Well #14.

FUND BALANCE BY FUND
GRANT FUNDS

FUND BALANCE - GRANT FUNDS

Fund	Grant Funds	FY 23-24 Unaudited Estimated Beginning Fund Balance	Proposed Budgeted CM Revenues	Proposed Budgeted CM Expenditures	FY 23-24 Estimated Ending Fund Balance
Grant Funds - GF					
017	PD Local Borderstar	**15,233.03**	0.00	0.00	15,233.03
059	Homeland Security	**168.68**	0.00	0.00	168.68
094	TX Parks Wildlife	**32,616.17**	55,209.00	87,825.17	0.00
100	SRTS Grant	**77,602.00**	0.00	0.00	77,602.00
101	TXCDBG 7219192	**484.75**	0.00	0.00	484.75
108	PL Bulletproof Vst	**14,170.00**	0.00	0.00	14,170.00
124	Ed Rachal Found-PD	**2,351.62**	0.00	0.00	2,351.62
Total General Grant Funds		**142,626.25**	**55,209.00**	**87,825.17**	**110,010.08**
Grant Funds - UF					
113	CW WW Coll Syst	**73,667.94**	4,852,641.00	4,852,641.00	73,667.94
116	TWDB Drainage #7	**717,496.58**	1,245,430.00	1,245,430.00	717,496.58
117	TWDB Drainage #1	**717,849.74**	1,245,076.00	1,245,076.00	717,849.74
118	TWDB Drainage #3	**768,193.32**	1,337,446.00	1,337,446.00	768,193.32
119	TWDB Drainage #4	**972,333.84**	1,711,543.00	1,711,543.00	972,333.84
122	GLO Mitigation	**366,787.00**	33,852,014.00	33,852,014.00	366,787.00
128	TWDB Drainage #8	**0.00**	301,000.00	301,000.00	0.00
130	TXSWS Backup Gen	**68,894.00**	106,106.00	0.00	175,000.00
Total Utility Grant Funds		**3,685,222.42**	**44,651,256.00**	**44,545,150.00**	**3,791,328.42**
	Total Grant Funds	**3,827,848.67**	**44,706,465.00**	**44,632,975.17**	**3,901,338.50**

City of Kingsville, TX

Consolidated Grant Funds-Revenues

Group Summary

For Fiscal: 10/2022-09/2023 Period Ending: 09/30/2023

Sourc...	2021 Total Activity	2022 Total Activity	2023 Original Budget	2023 Total Budget (Amended)	2023 YTD Activity	Defined Budgets 2023 Expected Annual	Defined Budgets 2024 City Manager Proposed
Revenue							
72005 - Federal Grants	0.00	2,003,614.80	34,308,314.00	34,308,314.00	456,300.00	456,300.00	33,852,014.00
72010 - State Grants	0.00	440,469.30	8,660,110.00	8,660,110.00	95,165.54	2,490,504.95	10,693,136.00
75010 - Transfer from Fund 051	0.00	614.00	0.00	0.00	0.00	0.00	0.00
75012 - Transfer from Fund 012	0.00	3,358,000.00	0.00	0.00	0.00	0.00	0.00
75054 - Transfers from Fund 054	0.00	0.00	68,894.00	68,894.00	51,670.50	68,894.00	106,106.00
75068 - Transfer In From Fund 068	176,000.00	440,455.00	0.00	0.00	0.00	0.00	0.00
91500 - Interest Earned	1.84	47.74	0.00	0.00	5.70	0.00	0.00
99000 - Miscellaneous	0.00	4,318.51	0.00	0.00	4,623.83	4,623.83	0.00
99500 - Bond Proceeds	0.00	0.00	399,000.00	399,000.00	0.00	399,000.00	0.00
Revenue Total:	**176,001.84**	**6,247,519.35**	**43,436,318.00**	**43,436,318.00**	**607,765.57**	**3,419,322.78**	**44,651,256.00**
Report Total:	**176,001.84**	**6,247,519.35**	**43,436,318.00**	**43,436,318.00**	**607,765.57**	**3,419,322.78**	**44,651,256.00**

Fund Summary

Fund	2021 Total Activity	2022 Total Activity	2023 Original Budget	2023 Total Budget	2023 YTD Activity	Defined Budgets 2023 Expected Annual	Defined Budgets 2024 City Manager Proposed
113 - CITYWIDE WASTEWATER COLLECTION SYSTEM IMPROV	0.00	514,137.30	5,693,110.00	5,693,110.00	95,165.54	2,000,000.00	4,852,641.00
116 - DRAINAGE MASTER PLAN-LOC 7 IMPROV-PROJ #40135	44,000.49	754,987.81	602,000.00	602,000.00	1,047.18	111,615.93	1,245,430.00
117 - DRAINAGE MASTER PLAN-LOC 1 IMPROV-PROJ #40142	44,000.49	754,987.89	602,000.00	602,000.00	1,047.03	111,969.63	1,245,076.00
118 - DRAINAGE MASTER PLAN-LOC 3 IMPROV-PROJ #40143	44,000.48	812,021.95	645,000.00	645,000.00	1,082.79	119,635.76	1,337,446.00
119 - DRAINAGE MASTER PLAN-LOC 4 IMPROV-PROJ #40144	44,000.38	1,040,368.60	817,000.00	817,000.00	1,451.94	151,907.46	1,711,543.00
122 - GENERAL LAND OFFICE HURR. HARVEY MITIGATION GR	0.00	2,370,401.80	34,308,314.00	34,308,314.00	456,300.00	456,300.00	33,852,014.00
128 - DRAINAGE MASTER PLAN-LOC 8 IMPROV-PROJ #40192	0.00	614.00	700,000.00	700,000.00	0.59	399,000.00	301,000.00
130 - TX SEVERE WINTER STORM GRANT-BACKUP GENERATC	0.00	0.00	68,894.00	68,894.00	51,670.50	68,894.00	106,106.00
Report Total:	**176,001.84**	**6,247,519.35**	**43,436,318.00**	**43,436,318.00**	**607,765.57**	**3,419,322.78**	**44,651,256.00**

City of Kingsville, TX

Consolidated Grant Funds-Expenditures

Group Summary

For Fiscal: 10/2022-09/2023 Period Ending: 09/30/2023

Objec...	2021 Total Activity	2022 Total Activity	2023 Original Budget	2023 Total Budget (Amended)	2023 YTD Activity	Defined Budgets 2023 Expected Annual	Defined Budgets 2024 City Manager Proposed
Expense							
31400 - Professional Services	0.00	0.00	4,675,101.00	4,675,101.00	8,910.00	0.00	4,675,101.00
31500 - Printing & Publishing	0.00	614.00	0.00	0.00	0.00	0.00	0.00
53101 - Drainage - Cash Match	70,482.04	0.00	0.00	0.00	0.00	0.00	0.00
53102 - Drainage-Loan	0.00	0.00	301,000.00	301,000.00	0.00	0.00	2,967,000.00
71600 - Drainage	0.00	2,003,614.80	33,002,213.00	33,002,213.00	485,443.75	1,348,336.92	32,050,408.00
72202 - Citywide WW Collection Improvements	0.00	0.00	5,693,110.00	5,693,110.00	212,935.18	2,000,000.00	4,852,641.00
Expense Total:	**70,482.04**	**2,004,228.80**	**43,671,424.00**	**43,671,424.00**	**707,288.93**	**3,348,336.92**	**44,545,150.00**
Report Total:	**70,482.04**	**2,004,228.80**	**43,671,424.00**	**43,671,424.00**	**707,288.93**	**3,348,336.92**	**44,545,150.00**

Fund Summary

Fund	2021 Total Activity	2022 Total Activity	2023 Original Budget	2023 Total Budget	2023 YTD Activity	Defined Budgets 2023 Expected Annual	Defined Budgets 2024 City Manager Proposed
113 - CITYWIDE WASTEWATER COLLECTION SYSTEM IMPROV	0.00	0.00	5,693,110.00	5,693,110.00	212,935.18	2,000,000.00	4,852,641.00
116 - DRAINAGE MASTER PLAN-LOC 7 IMPROV-PROJ #40135	15,943.27	0.00	754,000.00	754,000.00	4,536.25	110,570.00	1,245,430.00
117 - DRAINAGE MASTER PLAN-LOC 1 IMPROV-PROJ #40142	15,943.27	0.00	754,000.00	754,000.00	4,536.25	110,923.70	1,245,076.00
118 - DRAINAGE MASTER PLAN-LOC 3 IMPROV-PROJ #40143	16,487.26	0.00	645,000.00	645,000.00	4,934.25	119,635.76	1,337,446.00
119 - DRAINAGE MASTER PLAN-LOC 4 IMPROV-PROJ #40144	22,108.24	0.00	817,000.00	817,000.00	5,887.00	151,907.46	1,711,543.00
122 - GENERAL LAND OFFICE HURR. HARVEY MITIGATION GR	0.00	2,003,614.80	34,308,314.00	34,308,314.00	465,210.00	456,300.00	33,852,014.00
128 - DRAINAGE MASTER PLAN-LOC 8 IMPROV-PROJ #40192	0.00	614.00	700,000.00	700,000.00	9,250.00	399,000.00	301,000.00
Report Total:	**70,482.04**	**2,004,228.80**	**43,671,424.00**	**43,671,424.00**	**707,288.93**	**3,348,336.92**	**44,545,150.00**

FUND 113 – CITY WASTEWATER COLLECTION SYSTEM FUND SUMMARY

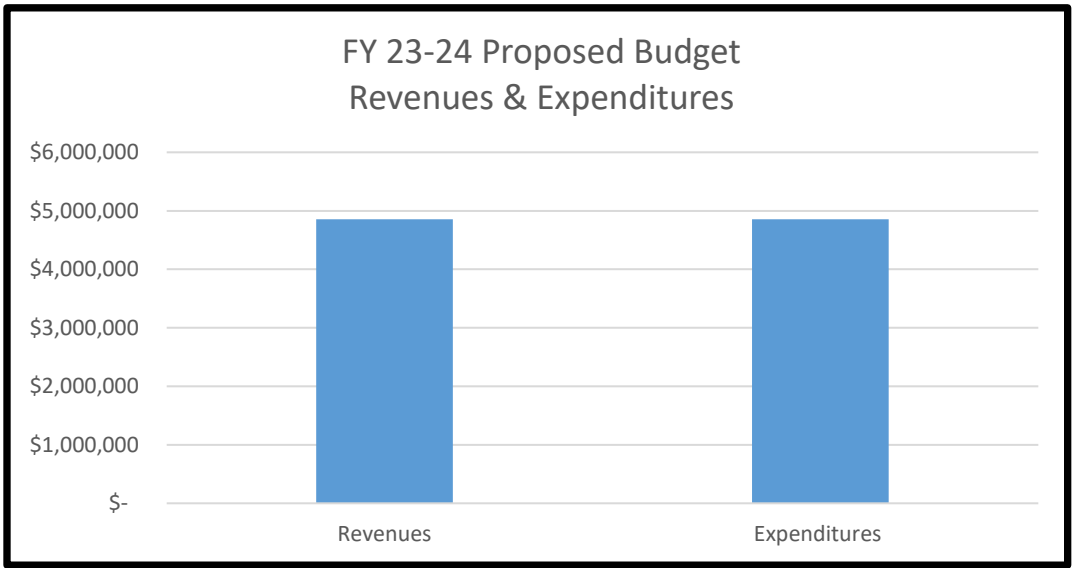

	FY 23-24 Proposed Budget
Revenues	$ 4,852,641
Expenditures	4,852,641
Net Revenues over (under) Expenditures	$ 0
Fund Balance	
Beginning Fund Balance - (Unaudited)	$ 73,668
Budgeted Revenues	4,852,641
Budgeted Expenditures	4,852,641
Estimated Ending Fund Balance 09/30/24	$ 73,668

City of Kingsville, TX

Grant Funds
Account Summary
For Fiscal: 10/2022-09/2023 Period Ending: 09/30/2023

		2021 Total Activity	2022 Total Activity	2023 Original Budget	2023 Total Budget (Amended)	2023 YTD Activity	2023 Expected Annual	2024 City Manager Proposed
Fund: 113 - CITYWIDE WASTEWATER COLLECTION SYSTEM IMPROV								
Revenue								
Department : 000 - Non-Departmental								
Division: 0000 - Non-Departmental								
RevCategory: 750 - Transfers								
113-4-0000-75068	Transfer From Fund 068	0.00	73,668.00	0.00	0.00	0.00		
	RevCategory: 750 - Transfers Total:	**0.00**	**73,668.00**	**0.00**	**0.00**	**0.00**	**0.00**	**0.00**
	Division: 0000 - Non-Departmental Total:	**0.00**	**73,668.00**	**0.00**	**0.00**	**0.00**	**0.00**	**0.00**
	Department : 000 - Non-Departmental Total:	**0.00**	**73,668.00**	**0.00**	**0.00**	**0.00**	**0.00**	**0.00**
Department : 700 - Waste Water								
Division: 7000 - Waste Water								
RevCategory: 700 - Grants								
113-4-7000-72010	State Grants	0.00	440,469.30	5,693,110.00	5,693,110.00	95,165.54	2,000,000.00	4,852,641.00

Budget Notes

Budget Code	Subject	Description
City Manager	Grant Award Information	Awarded 03/11/2021 Grant Funding Allocation: Grant Funding $7,293,111 Match $73,668

Budget Detail

Budget Code	Description	Units	Price	Amount
City Manager	Grant Award	0.00	0.00	-7,293,111.00
City Manager	Reimb expected in FY 22-23	0.00	0.00	2,000,000.00
City Manager	Reimb received in FY 21-22	0.00	0.00	440,470.00

RevCategory: 700 - Grants Total:	**0.00**	**440,469.30**	**5,693,110.00**	**5,693,110.00**	**95,165.54**	**2,000,000.00**	**4,852,641.00**
Division: 7000 - Waste Water Total:	**0.00**	**440,469.30**	**5,693,110.00**	**5,693,110.00**	**95,165.54**	**2,000,000.00**	**4,852,641.00**
Department : 700 - Waste Water Total:	**0.00**	**440,469.30**	**5,693,110.00**	**5,693,110.00**	**95,165.54**	**2,000,000.00**	**4,852,641.00**
Revenue Total:	**0.00**	**514,137.30**	**5,693,110.00**	**5,693,110.00**	**95,165.54**	**2,000,000.00**	**4,852,641.00**

		2021 Total Activity	2022 Total Activity	2023 Original Budget	2023 Total Budget (Amended)	2023 YTD Activity	2023 Expected Annual	2024 City Manager Proposed
Expense								
Department : 700 - Waste Water								
Division: 7003 - Sewer Construction								
Category: 70 - Capital Outlay								
113-5-7003-72202	Citywide WW Collection Impro...	0.00	0.00	5,693,110.00	5,693,110.00	212,935.18	2,000,000.00	4,852,641.00

Budget Detail

Budget Code	Description	Units	Price	Amount
City Manager	Expected Expenditures in FY 22-23	0.00	0.00	-2,000,000.00
City Manager	Expenditures in FY 21-22	0.00	0.00	-440,470.00
City Manager	Grant Award Projects	0.00	0.00	7,293,111.00

Category: 70 - Capital Outlay Total:	**0.00**	**0.00**	**5,693,110.00**	**5,693,110.00**	**212,935.18**	**2,000,000.00**	**4,852,641.00**
Division: 7003 - Sewer Construction Total:	**0.00**	**0.00**	**5,693,110.00**	**5,693,110.00**	**212,935.18**	**2,000,000.00**	**4,852,641.00**
Department : 700 - Waste Water Total:	**0.00**	**0.00**	**5,693,110.00**	**5,693,110.00**	**212,935.18**	**2,000,000.00**	**4,852,641.00**
Expense Total:	**0.00**	**0.00**	**5,693,110.00**	**5,693,110.00**	**212,935.18**	**2,000,000.00**	**4,852,641.00**
Fund: 113 - CITYWIDE WASTEWATER COLLECTION SYSTEM IMPROV ...	**0.00**	**514,137.30**	**0.00**	**0.00**	**-117,769.64**	**0.00**	**0.00**
Report Surplus (Deficit):	**0.00**	**514,137.30**	**0.00**	**0.00**	**-117,769.64**	**0.00**	**0.00**

CITY OF Kingsville TEXAS

FUND 116 – DRAINAGE MASTER PLAN
LOC 7 IMPROV #40135 FUND SUMMARY

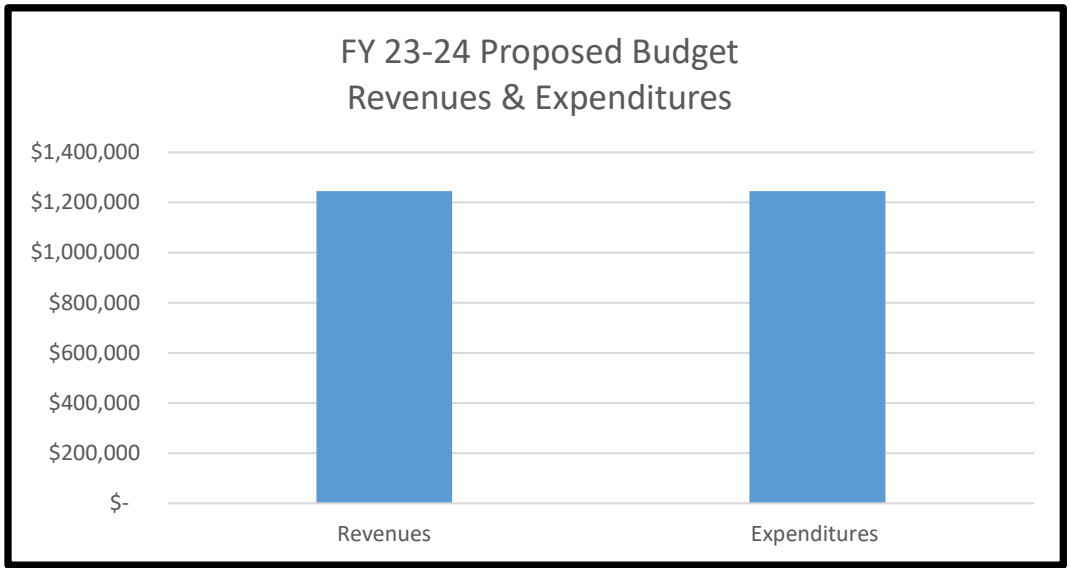

	FY 23-24 Proposed Budget
Revenues	$ 1,245,430
Expenditures	1,245,430
Net Revenues over (under) Expenditures	$ 0
Fund Balance	
Beginning Fund Balance - (Unaudited)	$ 717,497
Budgeted Revenues	1,245,430
Budgeted Expenditures	1,245,430
Estimated Ending Fund Balance 09/30/24	$ 717,497

City of Kingsville, TX

Grant Funds
Account Summary
For Fiscal: 10/2022-09/2023 Period Ending: 09/30/2023

		2021 Total Activity	2022 Total Activity	2023 Original Budget	2023 Total Budget (Amended)	2023 YTD Activity	2023 Expected Annual	2024 City Manager Proposed
Fund: 116 - DRAINAGE MASTER PLAN-LOC 7 IMPROV-PROJ #40135								
Revenue								
Department : 000 - Non-Departmental								
Division: 0000 - Non-Departmental								
RevCategory: 700 - Grants								
116-4-0000-72010	State Grants	0.00	0.00	602,000.00	602,000.00	0.00	110,570.00	1,245,430.00

Budget Notes

Budget Code	Subject	Description
City Manager	TWDB Project #40135	Location #7 drainage basin-drainage issues along Pasadena Drive & in Glover Park Subdivision in the SW side of the City. Schedule: Closing - 7/05/2021 Engineering Feasibility Report Completion - 11/29/2021 Design Phase - 2/28/2022 Start of Construction - 5/31/2022 Construction Completion - 3/31/2023 Funding Allocation TWDB Grant - $602,000 Financing 0% Loan through Bond Issue - $754,000 Cash Match - $44,000 Total $1,400,000

Budget Detail

Budget Code	Description	Units	Price	Amount
City Manager	Grant Award-Grant (to be spent last)	0.00	0.00	-602,000.00
City Manager	Loan Portion (to be spent after match)	0.00	0.00	-754,000.00
City Manager	Reimbursement expected in FY 22-23	0.00	0.00	110,570.00

	RevCategory: 700 - Grants Total:	**0.00**	**0.00**	**602,000.00**	**602,000.00**	**0.00**	**110,570.00**	**1,245,430.00**
RevCategory: 750 - Transfers								
116-4-0000-75012	Transfer from Fund 012	0.00	754,000.00	0.00	0.00	0.00		
116-4-0000-75068	Transfer From Fund 068	44,000.00	0.00	0.00	0.00	0.00		
	RevCategory: 750 - Transfers Total:	**44,000.00**	**754,000.00**	**0.00**	**0.00**	**0.00**	**0.00**	**0.00**
RevCategory: 900 - Interest & Other								
116-4-0000-91500	Interest Earned	0.49	10.95	0.00	0.00	1.25		

		2021 Total Activity	2022 Total Activity	2023 Original Budget	2023 Total Budget (Amended)	2023 YTD Activity	2023 Expected Annual	2024 City Manager Proposed
116-4-0000-99000	Miscellaneous	0.00	976.86	0.00	0.00	1,045.93	1,045.93	
	RevCategory: 900 - Interest & Other Total:	**0.49**	**987.81**	**0.00**	**0.00**	**1,047.18**	**1,045.93**	**0.00**
	Division: 0000 - Non-Departmental Total:	**44,000.49**	**754,987.81**	**602,000.00**	**602,000.00**	**1,047.18**	**111,615.93**	**1,245,430.00**
	Department : 000 - Non-Departmental Total:	**44,000.49**	**754,987.81**	**602,000.00**	**602,000.00**	**1,047.18**	**111,615.93**	**1,245,430.00**
	Revenue Total:	**44,000.49**	**754,987.81**	**602,000.00**	**602,000.00**	**1,047.18**	**111,615.93**	**1,245,430.00**
Expense								
Department : 305 - Street								
Division: 3050 - Street								
Category: 50 - Maintenance								
116-5-3050-53101	Drainage - Cash Match	15,943.27	0.00	0.00	0.00	0.00		
116-5-3050-53102	Drainage	0.00	0.00	0.00	0.00	0.00		602,000.00

Budget Detail

Budget Code	Description	Units	Price	Amount
City Manager	Grant Award Expenditures	0.00	0.00	602,000.00

	Category: 50 - Maintenance Total:	**15,943.27**	**0.00**	**0.00**	**0.00**	**0.00**	**0.00**	**602,000.00**
	Division: 3050 - Street Total:	**15,943.27**	**0.00**	**0.00**	**0.00**	**0.00**	**0.00**	**602,000.00**
	Department : 305 - Street Total:	**15,943.27**	**0.00**	**0.00**	**0.00**	**0.00**	**0.00**	**602,000.00**
Department : 860 - Stormwater								
Division: 8600 - Stormwater								
Category: 70 - Capital Outlay								
116-5-8600-71600	Drainage - Loan	0.00	0.00	754,000.00	754,000.00	4,536.25	110,570.00	643,430.00

Budget Detail

Budget Code	Description	Units	Price	Amount
City Manager	Expenditures Expected in FY 22-23	0.00	0.00	-110,570.00
City Manager	Loan Expenditures	0.00	0.00	754,000.00

	Category: 70 - Capital Outlay Total:	**0.00**	**0.00**	**754,000.00**	**754,000.00**	**4,536.25**	**110,570.00**	**643,430.00**
	Division: 8600 - Stormwater Total:	**0.00**	**0.00**	**754,000.00**	**754,000.00**	**4,536.25**	**110,570.00**	**643,430.00**
	Department : 860 - Stormwater Total:	**0.00**	**0.00**	**754,000.00**	**754,000.00**	**4,536.25**	**110,570.00**	**643,430.00**
	Expense Total:	**15,943.27**	**0.00**	**754,000.00**	**754,000.00**	**4,536.25**	**110,570.00**	**1,245,430.00**
Fund: 116 - DRAINAGE MASTER PLAN-LOC 7 IMPROV-PROJ #40135 S...		**28,057.22**	**754,987.81**	**-152,000.00**	**-152,000.00**	**-3,489.07**	**1,045.93**	**0.00**
	Report Surplus (Deficit):	**28,057.22**	**754,987.81**	**-152,000.00**	**-152,000.00**	**-3,489.07**	**1,045.93**	**0.00**

CITY OF Kingsville TEXAS

FUND 117 – DRAINAGE MASTER PLAN
LOC 1 IMPROV #40142 FUND SUMMARY

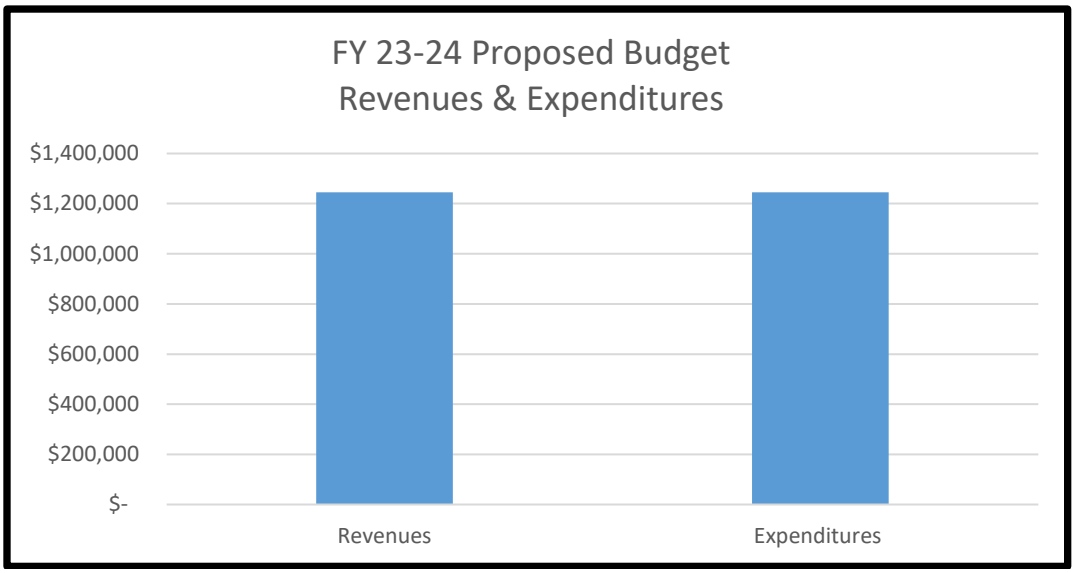

	FY 23-24 Proposed Budget
Revenues	$ 1,245,076
Expenditures	1,245,076
Net Revenues over (under) Expenditures	$ 0
Fund Balance	
Beginning Fund Balance - (Unaudited)	$ 717,850
Budgeted Revenues	1,245,076
Budgeted Expenditures	1,245,076
Estimated Ending Fund Balance 09/30/24	$ 717,850

City of Kingsville, TX

Grant Funds
Account Summary
For Fiscal: 10/2022-09/2023 Period Ending: 09/30/2023

		2021 Total Activity	2022 Total Activity	2023 Original Budget	2023 Total Budget (Amended)	2023 YTD Activity	2023 Expected Annual	2024 City Manager Proposed
Fund: 117 - DRAINAGE MASTER PLAN-LOC 1 IMPROV-PROJ #40142								
Revenue								
Department : 000 - Non-Departmental								
Division: 0000 - Non-Departmental								
RevCategory: 700 - Grants								
117-4-0000-72010	State Grants	0.00	0.00	602,000.00	602,000.00	0.00	110,923.70	1,245,076.00

Budget Notes

Budget Code	Subject	Description
City Manager	TWDB Project #40142	Schedule: Project: drainage issues in Fairview Heights & San Jose Estates Closing - 7/05/2021 Engineering Feasibility Report Completion - 11/30/2021 Design Phase - 2/28/2022 Start of Construction - 5/30/2022 Construction Completion - 3/30/2023 Funding Allocation: Grant - $602,000 Financial through Bonds - $754,000 Cash Match - $44,000

Budget Detail

Budget Code	Description	Units	Price	Amount
City Manager	Grant Award (last to receive)	0.00	0.00	-602,000.00
City Manager	Loan Proceeds (receive after match)	0.00	0.00	-754,000.00
City Manager	Reimbursements expected in FY 22-23	0.00	0.00	110,924.00

	RevCategory: 700 - Grants Total:	**0.00**	**0.00**	**602,000.00**	**602,000.00**	**0.00**	**110,923.70**	**1,245,076.00**
RevCategory: 750 - Transfers								
117-4-0000-75012	Transfer from Fund 012	0.00	754,000.00	0.00	0.00	0.00		
117-4-0000-75068	Transfer From Fund 068	44,000.00	0.00	0.00	0.00	0.00		
	RevCategory: 750 - Transfers Total:	**44,000.00**	**754,000.00**	**0.00**	**0.00**	**0.00**	**0.00**	**0.00**
RevCategory: 900 - Interest & Other								
117-4-0000-91500	Interest Earned	0.49	11.03	0.00	0.00	1.10		

		2021 Total Activity	2022 Total Activity	2023 Original Budget	2023 Total Budget (Amended)	2023 YTD Activity	2023 Expected Annual	2024 City Manager Proposed
117-4-0000-99000	Miscellaneous	0.00	976.86	0.00	0.00	1,045.93	1,045.93	
	RevCategory: 900 - Interest & Other Total:	**0.49**	**987.89**	**0.00**	**0.00**	**1,047.03**	**1,045.93**	**0.00**
	Division: 0000 - Non-Departmental Total:	**44,000.49**	**754,987.89**	**602,000.00**	**602,000.00**	**1,047.03**	**111,969.63**	**1,245,076.00**
	Department : 000 - Non-Departmental Total:	**44,000.49**	**754,987.89**	**602,000.00**	**602,000.00**	**1,047.03**	**111,969.63**	**1,245,076.00**
	Revenue Total:	**44,000.49**	**754,987.89**	**602,000.00**	**602,000.00**	**1,047.03**	**111,969.63**	**1,245,076.00**
Expense								
Department : 305 - Street								
Division: 3050 - Street								
Category: 50 - Maintenance								
117-5-3050-53101	Drainage - Cash Match	15,943.27	0.00	0.00	0.00	0.00		
117-5-3050-53102	Drainage	0.00	0.00	0.00	0.00	0.00		602,000.00

Budget Detail

Budget Code	Description	Units	Price	Amount
City Manager	Grant Expenditures	0.00	0.00	602,000.00

	Category: 50 - Maintenance Total:	**15,943.27**	**0.00**	**0.00**	**0.00**	**0.00**	**0.00**	**602,000.00**
	Division: 3050 - Street Total:	**15,943.27**	**0.00**	**0.00**	**0.00**	**0.00**	**0.00**	**602,000.00**
	Department : 305 - Street Total:	**15,943.27**	**0.00**	**0.00**	**0.00**	**0.00**	**0.00**	**602,000.00**
Department : 860 - Stormwater								
Division: 8600 - Stormwater								
Category: 70 - Capital Outlay								
117-5-8600-71600	Drainage - Loan	0.00	0.00	754,000.00	754,000.00	4,536.25	110,923.70	643,076.00

Budget Detail

Budget Code	Description	Units	Price	Amount
City Manager	Expenditures Expected in FY 22-23	0.00	0.00	-110,924.00
City Manager	Loan Expenditures	0.00	0.00	754,000.00

	Category: 70 - Capital Outlay Total:	**0.00**	**0.00**	**754,000.00**	**754,000.00**	**4,536.25**	**110,923.70**	**643,076.00**
	Division: 8600 - Stormwater Total:	**0.00**	**0.00**	**754,000.00**	**754,000.00**	**4,536.25**	**110,923.70**	**643,076.00**
	Department : 860 - Stormwater Total:	**0.00**	**0.00**	**754,000.00**	**754,000.00**	**4,536.25**	**110,923.70**	**643,076.00**
	Expense Total:	**15,943.27**	**0.00**	**754,000.00**	**754,000.00**	**4,536.25**	**110,923.70**	**1,245,076.00**
Fund: 117 - DRAINAGE MASTER PLAN-LOC 1 IMPROV-PROJ #40142 S...		**28,057.22**	**754,987.89**	**-152,000.00**	**-152,000.00**	**-3,489.22**	**1,045.93**	**0.00**
	Report Surplus (Deficit):	**28,057.22**	**754,987.89**	**-152,000.00**	**-152,000.00**	**-3,489.22**	**1,045.93**	**0.00**

Fund Summary

Fund	2021 Total Activity	2022 Total Activity	2023 Original Budget	2023 Total Budget	2023 YTD Activity	Defined Budgets 2023 Expected Annual	Defined Budgets 2024 City Manager Proposed
117 - DRAINAGE MASTER PLAN-LOC 1 IMPROV-PROJ #40142	28,057.22	754,987.89	-152,000.00	-152,000.00	-3,489.22	1,045.93	0.00
Report Surplus (Deficit):	**28,057.22**	**754,987.89**	**-152,000.00**	**-152,000.00**	**-3,489.22**	**1,045.93**	**0.00**

FUND 118 – DRAINAGE MASTER PLAN
LOC 3 IMPROV #40143 FUND SUMMARY

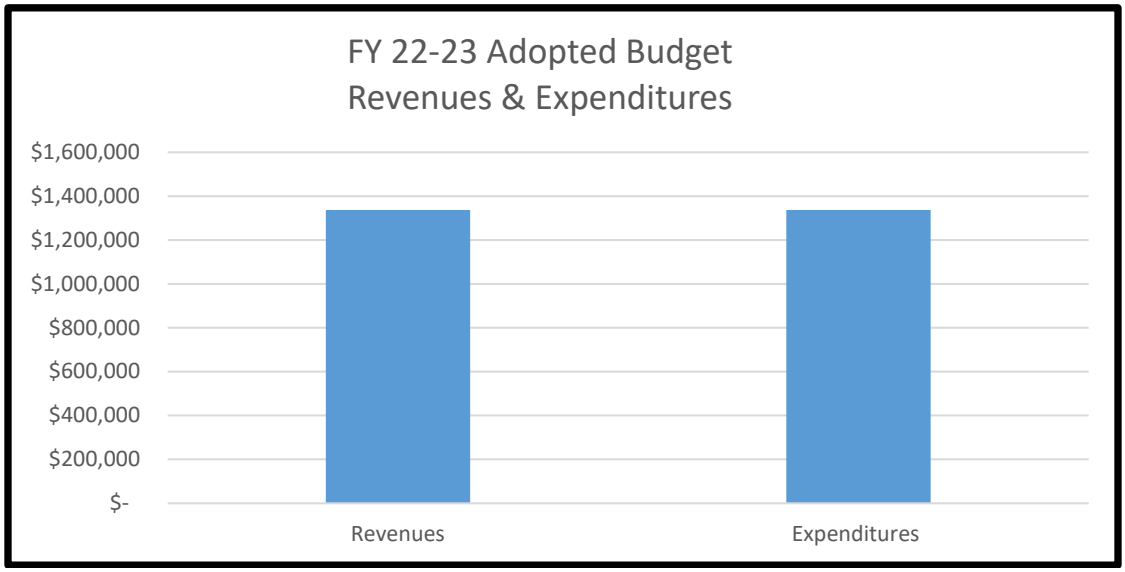

	FY 23-24 Proposed Budget
Revenues	$ 645,000
Expenditures	645,000
Net Revenues over (under) Expenditures	$ 0
Fund Balance	
Beginning Fund Balance - (Unaudited)	$ 768,193
Budgeted Revenues	645,000
Budgeted Expenditures	645,000
Estimated Ending Fund Balance 09/30/24	$ 768,193

City of Kingsville, TX

Grant Funds
Account Summary
For Fiscal: 10/2022-09/2023 Period Ending: 09/30/2023

		2021 Total Activity	2022 Total Activity	2023 Original Budget	2023 Total Budget (Amended)	2023 YTD Activity	2023 Expected Annual	2024 City Manager Proposed
Fund: 118 - DRAINAGE MASTER PLAN-LOC 3 IMPROV-PROJ #40143								
Revenue								
Department : 000 - Non-Departmental								
Division: 0000 - Non-Departmental								
RevCategory: 700 - Grants								
118-4-0000-72010	State Grants	0.00	0.00	645,000.00	645,000.00	0.00	118,554.15	1,337,446.00

Budget Notes

Budget Code	Subject	Description
City Manager	TWDB Project 40143	Grant: drainage issues i the Forest Park 2 subdivision Schedule: Closing - 7/05/2021 Engineering Feasibility Report Completion - 11/29/2021 Design Phase - 2/28/2021 Start of Construction - 5/31/2022 Construction Completion - 3/31/2023 Funding Allocation: Grant Proceeds - $645,000 Financing through Bond Issue - $811,000 Cash Match - $44,000

Budget Detail

Budget Code	Description	Units	Price	Amount
City Manager	Expected Reimbursements in FY 22-23	0.00	0.00	118,554.00
City Manager	Grant Award	0.00	0.00	-645,000.00
City Manager	Loan Proeceeds	0.00	0.00	-811,000.00

	RevCategory: 700 - Grants Total:	**0.00**	**0.00**	**645,000.00**	**645,000.00**	**0.00**	**118,554.15**	**1,337,446.00**
RevCategory: 750 - Transfers								
118-4-0000-75012	Transfer from Fund 012	0.00	811,000.00	0.00	0.00	0.00		
118-4-0000-75068	Transfer From Fund 068	44,000.00	0.00	0.00	0.00	0.00		
	RevCategory: 750 - Transfers Total:	**44,000.00**	**811,000.00**	**0.00**	**0.00**	**0.00**	**0.00**	**0.00**
RevCategory: 900 - Interest & Other								
118-4-0000-91500	Interest Earned	0.48	11.76	0.00	0.00	1.18		

		2021 Total Activity	2022 Total Activity	2023 Original Budget	2023 Total Budget (Amended)	2023 YTD Activity	2023 Expected Annual	2024 City Manager Proposed
118-4-0000-99000	Miscellaneous	0.00	1,010.19	0.00	0.00	1,081.61	1,081.61	
	RevCategory: 900 - Interest & Other Total:	**0.48**	**1,021.95**	**0.00**	**0.00**	**1,082.79**	**1,081.61**	**0.00**
	Division: 0000 - Non-Departmental Total:	**44,000.48**	**812,021.95**	**645,000.00**	**645,000.00**	**1,082.79**	**119,635.76**	**1,337,446.00**
	Department : 000 - Non-Departmental Total:	**44,000.48**	**812,021.95**	**645,000.00**	**645,000.00**	**1,082.79**	**119,635.76**	**1,337,446.00**
	Revenue Total:	**44,000.48**	**812,021.95**	**645,000.00**	**645,000.00**	**1,082.79**	**119,635.76**	**1,337,446.00**
Expense								
Department : 305 - Street								
Division: 3050 - Street								
Category: 50 - Maintenance								
118-5-3050-53101	Drainage - Cash Match	16,487.26	0.00	0.00	0.00	0.00		
118-5-3050-53102	Drainage	0.00	0.00	0.00	0.00	0.00		645,000.00

Budget Detail

Budget Code	Description	Units	Price	Amount
City Manager	Grant Expenditures (last)	0.00	0.00	645,000.00

	Category: 50 - Maintenance Total:	**16,487.26**	**0.00**	**0.00**	**0.00**	**0.00**	**0.00**	**645,000.00**
	Division: 3050 - Street Total:	**16,487.26**	**0.00**	**0.00**	**0.00**	**0.00**	**0.00**	**645,000.00**
	Department : 305 - Street Total:	**16,487.26**	**0.00**	**0.00**	**0.00**	**0.00**	**0.00**	**645,000.00**
Department : 860 - Stormwater								
Division: 8600 - Stormwater								
Category: 70 - Capital Outlay								
118-5-8600-71600	Drainage - Loan	0.00	0.00	645,000.00	645,000.00	4,934.25	119,635.76	692,446.00

Budget Detail

Budget Code	Description	Units	Price	Amount
City Manager	Expenditures expected in FY 22-23	0.00	0.00	-118,554.00
City Manager	Loan Expenditures (first)	0.00	0.00	811,000.00

	Category: 70 - Capital Outlay Total:	**0.00**	**0.00**	**645,000.00**	**645,000.00**	**4,934.25**	**119,635.76**	**692,446.00**
	Division: 8600 - Stormwater Total:	**0.00**	**0.00**	**645,000.00**	**645,000.00**	**4,934.25**	**119,635.76**	**692,446.00**
	Department : 860 - Stormwater Total:	**0.00**	**0.00**	**645,000.00**	**645,000.00**	**4,934.25**	**119,635.76**	**692,446.00**
	Expense Total:	**16,487.26**	**0.00**	**645,000.00**	**645,000.00**	**4,934.25**	**119,635.76**	**1,337,446.00**
Fund: 118 - DRAINAGE MASTER PLAN-LOC 3 IMPROV-PROJ #40143 S...		**27,513.22**	**812,021.95**	**0.00**	**0.00**	**-3,851.46**	**0.00**	**0.00**
	Report Surplus (Deficit):	**27,513.22**	**812,021.95**	**0.00**	**0.00**	**-3,851.46**	**0.00**	**0.00**

CITY OF Kingsville TEXAS

FUND 119 – DRAINAGE MASTER PLAN
LOC 4 IMPROV #40144 FUND SUMMARY

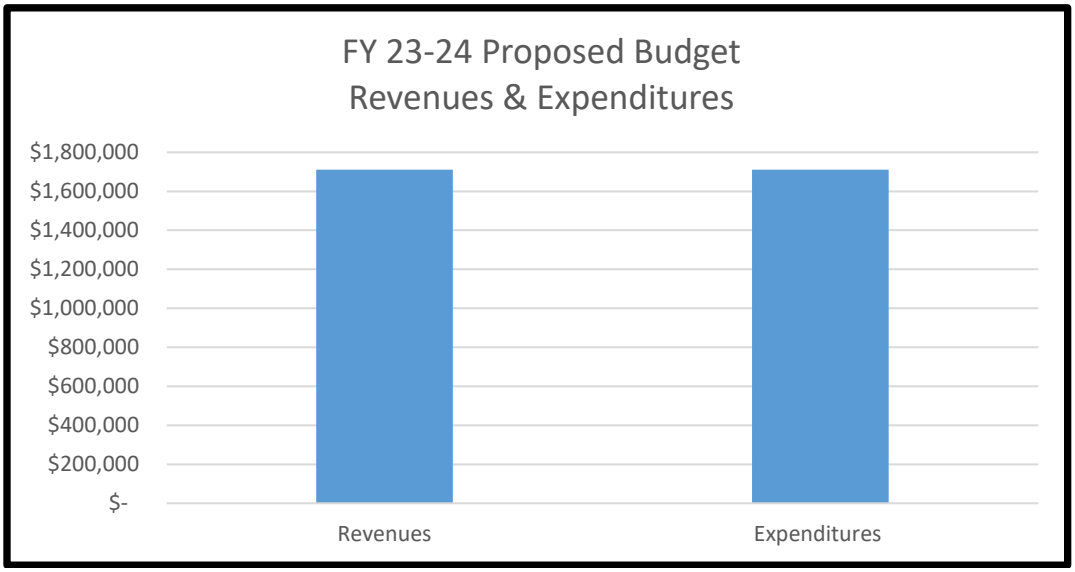

	FY 23-24 Proposed Budget
Revenues	$ 1,711,543
Expenditures	1,711,543
Net Revenues over (under) Expenditures	$ 0
Fund Balance	
Beginning Fund Balance - (Unaudited)	$ 972,334
Budgeted Revenues	1,711,543
Budgeted Expenditures	1,711,543
Estimated Ending Fund Balance 09/30/24	$ 972,334

City of Kingsville, TX

Grant Funds
Account Summary
For Fiscal: 10/2022-09/2023 Period Ending: 09/30/2023

		2021 Total Activity	2022 Total Activity	2023 Original Budget	2023 Total Budget (Amended)	2023 YTD Activity	2023 Expected Annual	2024 City Manager Proposed
Fund: 119 - DRAINAGE MASTER PLAN-LOC 4 IMPROV-PROJ #40144								
Revenue								
Department : 000 - Non-Departmental								
Division: 0000 - Non-Departmental								
RevCategory: 700 - Grants								
119-4-0000-72010	State Grants	0.00	0.00	817,000.00	817,000.00	0.00	150,457.10	1,711,543.00

Budget Notes

Budget Code	Subject	Description
City Manager	TWDB Project 40144	Draining issues in Sarita Park 4, Sarita Park 5, and Southmore Acres subdivisions Schedule: Closing - 7/05/2021 Engineering Feasibility Report Completion - 11/29/2021 Design Phase - 2/28/2022 Start of Construction - 5/31/2022 Construction Completion - 3/31/2023 Funding Allocation: Grant Award - $817,000 Financing through Bond Issue - $1,039,000 Cash Match - $44,000 Total Project - $1,900,000

Budget Detail

Budget Code	Description	Units	Price	Amount
City Manager	Grant Award (last)	0.00	0.00	-817,000.00
City Manager	Loan Proceeds (1st)	0.00	0.00	-1,039,000.00
City Manager	Reimbursements expected in FY 22-23	0.00	0.00	144,457.00

	RevCategory: 700 - Grants Total:	**0.00**	**0.00**	**817,000.00**	**817,000.00**	**0.00**	**150,457.10**	**1,711,543.00**
RevCategory: 750 - Transfers								
119-4-0000-75012	Transfer from Fund 012	0.00	1,039,000.00	0.00	0.00	0.00		
119-4-0000-75068	Transfer From Fund 068	44,000.00	0.00	0.00	0.00	0.00		
	RevCategory: 750 - Transfers Total:	**44,000.00**	**1,039,000.00**	**0.00**	**0.00**	**0.00**	**0.00**	**0.00**
RevCategory: 900 - Interest & Other								
119-4-0000-91500	Interest Earned	0.38	14.00	0.00	0.00	1.58		

		2021 Total Activity	2022 Total Activity	2023 Original Budget	2023 Total Budget (Amended)	2023 YTD Activity	2023 Expected Annual	2024 City Manager Proposed
119-4-0000-99000	Miscellaneous	0.00	1,354.60	0.00	0.00	1,450.36	1,450.36	
	RevCategory: 900 - Interest & Other Total:	**0.38**	**1,368.60**	**0.00**	**0.00**	**1,451.94**	**1,450.36**	**0.00**
	Division: 0000 - Non-Departmental Total:	**44,000.38**	**1,040,368.60**	**817,000.00**	**817,000.00**	**1,451.94**	**151,907.46**	**1,711,543.00**
	Department : 000 - Non-Departmental Total:	**44,000.38**	**1,040,368.60**	**817,000.00**	**817,000.00**	**1,451.94**	**151,907.46**	**1,711,543.00**
	Revenue Total:	**44,000.38**	**1,040,368.60**	**817,000.00**	**817,000.00**	**1,451.94**	**151,907.46**	**1,711,543.00**
Expense								
Department : 305 - Street								
Division: 3050 - Street								
Category: 50 - Maintenance								
119-5-3050-53101	Drainage - Cash Match	22,108.24	0.00	0.00	0.00	0.00		
119-5-3050-53102	Drainage	0.00	0.00	0.00	0.00	0.00		817,000.00

Budget Detail

Budget Code	Description	Units	Price	Amount
City Manager	Grant expenditures (last)	0.00	0.00	817,000.00

	Category: 50 - Maintenance Total:	**22,108.24**	**0.00**	**0.00**	**0.00**	**0.00**	**0.00**	**817,000.00**
	Division: 3050 - Street Total:	**22,108.24**	**0.00**	**0.00**	**0.00**	**0.00**	**0.00**	**817,000.00**
	Department : 305 - Street Total:	**22,108.24**	**0.00**	**0.00**	**0.00**	**0.00**	**0.00**	**817,000.00**
Department : 860 - Stormwater								
Division: 8600 - Stormwater								
Category: 70 - Capital Outlay								
119-5-8600-71600	Drainage - Loan	0.00	0.00	817,000.00	817,000.00	5,887.00	151,907.46	894,543.00

Budget Detail

Budget Code	Description	Units	Price	Amount
City Manager	Expenditures expected in FY 22-23	0.00	0.00	-144,457.00
City Manager	Loan Expenditures (1st)	0.00	0.00	1,039,000.00

	Category: 70 - Capital Outlay Total:	**0.00**	**0.00**	**817,000.00**	**817,000.00**	**5,887.00**	**151,907.46**	**894,543.00**
	Division: 8600 - Stormwater Total:	**0.00**	**0.00**	**817,000.00**	**817,000.00**	**5,887.00**	**151,907.46**	**894,543.00**
	Department : 860 - Stormwater Total:	**0.00**	**0.00**	**817,000.00**	**817,000.00**	**5,887.00**	**151,907.46**	**894,543.00**
	Expense Total:	**22,108.24**	**0.00**	**817,000.00**	**817,000.00**	**5,887.00**	**151,907.46**	**1,711,543.00**
Fund: 119 - DRAINAGE MASTER PLAN-LOC 4 IMPROV-PROJ #40144 S...		**21,892.14**	**1,040,368.60**	**0.00**	**0.00**	**-4,435.06**	**0.00**	**0.00**
	Report Surplus (Deficit):	**21,892.14**	**1,040,368.60**	**0.00**	**0.00**	**-4,435.06**	**0.00**	**0.00**

CITY OF Kingsville TEXAS

FUND 122 – GENERAL LAND OFFICE-HURRICANE HARVEY MITIGATION GRANT FUND SUMMARY

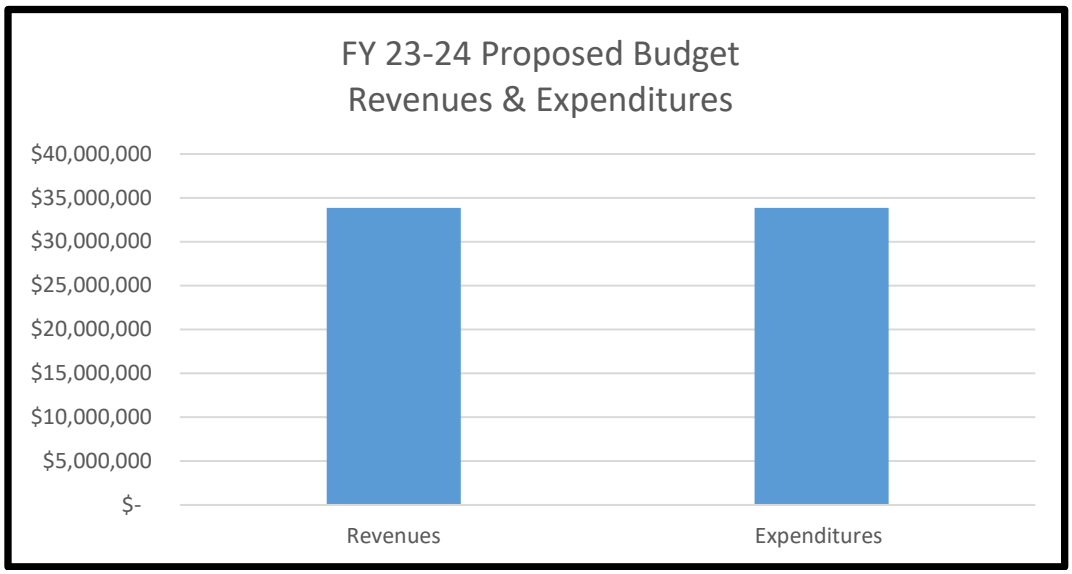

	FY 23-24 Proposed Budget
Revenues	$ 33,852,014
Expenditures	33,852,014
Net Revenues over (under) Expenditures	$ 0
Fund Balance	
Beginning Fund Balance - (Unaudited)	$ 366,787
Budgeted Revenues	33,852,014
Budgeted Expenditures	33,852,014
Estimated Ending Fund Balance 09/30/24	$ 366,787

City of Kingsville, TX

Grant Funds

Account Summary

For Fiscal: 10/2022-09/2023 Period Ending: 09/30/2023

		2021 Total Activity	2022 Total Activity	2023 Original Budget	2023 Total Budget (Amended)	2023 YTD Activity	2023 Expected Annual	2024 City Manager Proposed
Fund: 122 - GENERAL LAND OFFICE HURR. HARVEY MITIGATION GRANT								
Revenue								
Department : 000 - Non-Departmental								
Division: 0000 - Non-Departmental								
RevCategory: 750 - Transfers								
122-4-0000-75068	Transfer from Fund 068	0.00	366,787.00	0.00	0.00	0.00		
	RevCategory: 750 - Transfers Total:	**0.00**	**366,787.00**	**0.00**	**0.00**	**0.00**	**0.00**	**0.00**
	Division: 0000 - Non-Departmental Total:	**0.00**	**366,787.00**	**0.00**	**0.00**	**0.00**	**0.00**	**0.00**
	Department : 000 - Non-Departmental Total:	**0.00**	**366,787.00**	**0.00**	**0.00**	**0.00**	**0.00**	**0.00**
Department : 305 - Street								
Division: 3050 - Street								
RevCategory: 700 - Grants								
122-4-3050-72005	Federal Grants	0.00	2,003,614.80	34,308,314.00	34,308,314.00	456,300.00	456,300.00	33,852,014.00
Budget Detail								
Budget Code	**Description**	**Units**	**Price**	**Amount**				
City Manager	Balance of Funding	0.00	0.00	-33,852,014.00				
	RevCategory: 700 - Grants Total:	**0.00**	**2,003,614.80**	**34,308,314.00**	**34,308,314.00**	**456,300.00**	**456,300.00**	**33,852,014.00**
	Division: 3050 - Street Total:	**0.00**	**2,003,614.80**	**34,308,314.00**	**34,308,314.00**	**456,300.00**	**456,300.00**	**33,852,014.00**
	Department : 305 - Street Total:	**0.00**	**2,003,614.80**	**34,308,314.00**	**34,308,314.00**	**456,300.00**	**456,300.00**	**33,852,014.00**
	Revenue Total:	**0.00**	**2,370,401.80**	**34,308,314.00**	**34,308,314.00**	**456,300.00**	**456,300.00**	**33,852,014.00**
Expense								
Department : 305 - Street								
Division: 3050 - Street								
Category: 30 - Services								
122-5-3050-31400	Professional Services	0.00	0.00	4,675,101.00	4,675,101.00	8,910.00		4,675,101.00
Budget Detail								
Budget Code	**Description**	**Units**	**Price**	**Amount**				
City Manager	Grant Award Expenditures	0.00	0.00	4,675,101.00				
	Category: 30 - Services Total:	**0.00**	**0.00**	**4,675,101.00**	**4,675,101.00**	**8,910.00**	**0.00**	**4,675,101.00**

		2021 Total Activity	2022 Total Activity	2023 Original Budget	2023 Total Budget (Amended)	2023 YTD Activity	2023 Expected Annual	2024 City Manager Proposed
Category: 70 - Capital Outlay								
122-5-3050-71600	Drainage	0.00	2,003,614.80	29,633,213.00	29,633,213.00	456,300.00	456,300.00	29,176,913.00

Budget Detail

Budget Code	Description	Units	Price	Amount
City Manager	Expected Expenditures in FY 22-23	0.00	0.00	-456,300.00
City Manager	Grant Award Expenditures	0.00	0.00	29,633,213.00

Category: 70 - Capital Outlay Total:	**0.00**	**2,003,614.80**	**29,633,213.00**	**29,633,213.00**	**456,300.00**	**456,300.00**	**29,176,913.00**
Division: 3050 - Street Total:	**0.00**	**2,003,614.80**	**34,308,314.00**	**34,308,314.00**	**465,210.00**	**456,300.00**	**33,852,014.00**
Department : 305 - Street Total:	**0.00**	**2,003,614.80**	**34,308,314.00**	**34,308,314.00**	**465,210.00**	**456,300.00**	**33,852,014.00**
Expense Total:	**0.00**	**2,003,614.80**	**34,308,314.00**	**34,308,314.00**	**465,210.00**	**456,300.00**	**33,852,014.00**
Fund: 122 - GENERAL LAND OFFICE HURR. HARVEY MITIGATION GR...	**0.00**	**366,787.00**	**0.00**	**0.00**	**-8,910.00**	**0.00**	**0.00**
Report Surplus (Deficit):	**0.00**	**366,787.00**	**0.00**	**0.00**	**-8,910.00**	**0.00**	**0.00**

CITY OF Kingsville TEXAS

FUND 128 – DRAINAGE MASTER PLAN
LOC 8 FUND SUMMARY

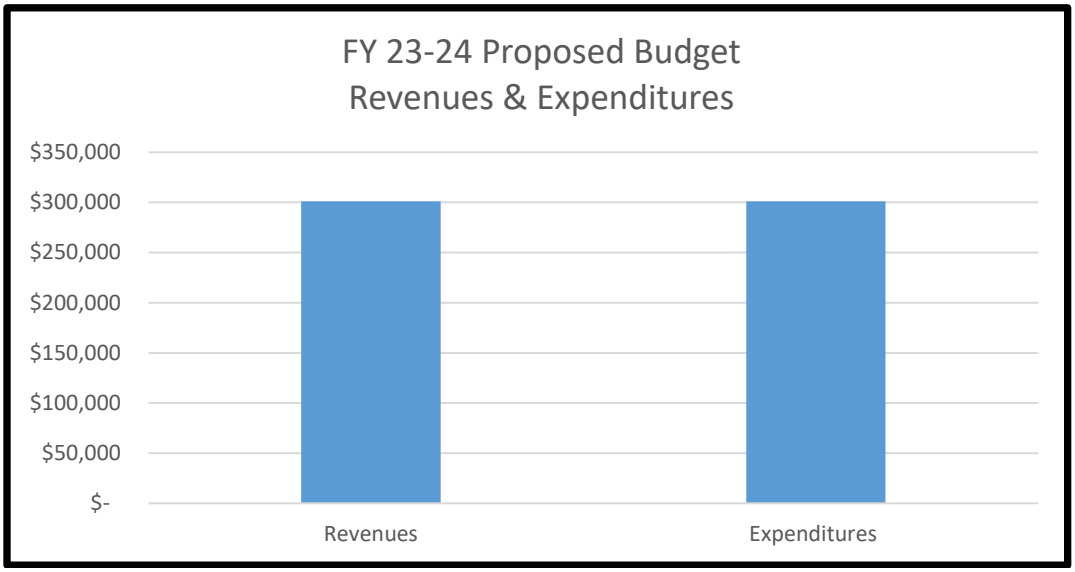

	FY 23-24 Proposed Budget
Revenues	$ 301,000
Expenditures	301,000
Net Revenues over (under) Expenditures	$ 0
Fund Balance	
Beginning Fund Balance - (Unaudited)	$ 0
Budgeted Revenues	301,000
Budgeted Expenditures	301,000
Estimated Ending Fund Balance 09/30/24	$ 0

City of Kingsville, TX

Grant Funds

Account Summary

For Fiscal: 10/2022-09/2023 Period Ending: 09/30/2023

		Total Activity	2022 Total Activity	2023 Original Budget	2023 Total Budget (Amended)	2023 YTD Activity	2023 Expected Annual	2024 City Manager Proposed
Fund: 128 - DRAINAGE MASTER PLAN-LOC 8 IMPROV-PROJ #40192								
Revenue								
Department : 000 - Non-Departmental								
Division: 0000 - Non-Departmental								
RevCategory: 700 - Grants								
128-4-0000-72010	State Grants	0.00	0.00	301,000.00	301,000.00	0.00		301,000.00

Budget Notes

Budget Code	Subject	Description
City Manager	TWDB Project 40192	Modify detention pond outfall & lower water surface elevation. Regrade 700 linear feet of drainage ditch. Construct over 2400 linear feet of 36 in reinforced concrete pipe storm sewer outfalls, new curb & gutter inlets and manholes. Replace pavement & slope on Paulson Falls Drive. Funding: $301,000 Grant $399,000 Loan $700,000 Total funding

RevCategory: 700 - Grants Total:	**0.00**	**0.00**	**301,000.00**	**301,000.00**	**0.00**	**0.00**	**301,000.00**
RevCategory: 750 - Transfers							
128-4-0000-75010 Transfer From Fund 051	0.00	614.00	0.00	0.00	0.00		
RevCategory: 750 - Transfers Total:	**0.00**	**614.00**	**0.00**	**0.00**	**0.00**	**0.00**	**0.00**
RevCategory: 900 - Interest & Other							
128-4-0000-91500 Interest Earned	0.00	0.00	0.00	0.00	0.59		
128-4-0000-99500 Bond Proceeds	0.00	0.00	399,000.00	399,000.00	0.00	399,000.00	
RevCategory: 900 - Interest & Other Total:	**0.00**	**0.00**	**399,000.00**	**399,000.00**	**0.59**	**399,000.00**	**0.00**
Division: 0000 - Non-Departmental Total:	**0.00**	**614.00**	**700,000.00**	**700,000.00**	**0.59**	**399,000.00**	**301,000.00**
Department : 000 - Non-Departmental Total:	**0.00**	**614.00**	**700,000.00**	**700,000.00**	**0.59**	**399,000.00**	**301,000.00**
Revenue Total:	**0.00**	**614.00**	**700,000.00**	**700,000.00**	**0.59**	**399,000.00**	**301,000.00**

		Total Activity	2022 Total Activity	2023 Original Budget	2023 Total Budget (Amended)	2023 YTD Activity	2023 Expected Annual	2024 City Manager Proposed
Expense								
Department : 305 - Street								
Division: 3050 - Street								
Category: 30 - Services								
128-5-3050-31500	Printing & Publishing	0.00	614.00	0.00	0.00	0.00		
	Category: 30 - Services Total:	**0.00**	**614.00**	**0.00**	**0.00**	**0.00**	**0.00**	**0.00**
Category: 50 - Maintenance								
128-5-3050-53102	Drainage	0.00	0.00	301,000.00	301,000.00	0.00		301,000.00

Budget Detail

Budget Code	Description	Units	Price	Amount
City Manager	Grant Expenditures	0.00	0.00	301,000.00

Category: 50 - Maintenance Total:	**0.00**	**0.00**	**301,000.00**	**301,000.00**	**0.00**	**0.00**	**301,000.00**
Division: 3050 - Street Total:	**0.00**	**614.00**	**301,000.00**	**301,000.00**	**0.00**	**0.00**	**301,000.00**
Department : 305 - Street Total:	**0.00**	**614.00**	**301,000.00**	**301,000.00**	**0.00**	**0.00**	**301,000.00**
Department : 860 - Stormwater							
Division: 8600 - Stormwater							
Category: 70 - Capital Outlay							
128-5-8600-71600	Drainage - Loan	0.00	0.00	399,000.00	399,000.00	9,250.00	399,000.00	
Category: 70 - Capital Outlay Total:	**0.00**	**0.00**	**399,000.00**	**399,000.00**	**9,250.00**	**399,000.00**	**0.00**
Division: 8600 - Stormwater Total:	**0.00**	**0.00**	**399,000.00**	**399,000.00**	**9,250.00**	**399,000.00**	**0.00**
Department : 860 - Stormwater Total:	**0.00**	**0.00**	**399,000.00**	**399,000.00**	**9,250.00**	**399,000.00**	**0.00**
Expense Total:	**0.00**	**614.00**	**700,000.00**	**700,000.00**	**9,250.00**	**399,000.00**	**301,000.00**
Fund: 128 - DRAINAGE MASTER PLAN-LOC 8 IMPROV-PROJ #40192 S...	**0.00**	**0.00**	**0.00**	**0.00**	**-9,249.41**	**0.00**	**0.00**
Report Surplus (Deficit):	**0.00**	**0.00**	**0.00**	**0.00**	**-9,249.41**	**0.00**	**0.00**

CITY OF Kingsville TEXAS

FUND 130 – TX SEVERE WINTER STORM-BACKUP GENERATOR FUND SUMMARY

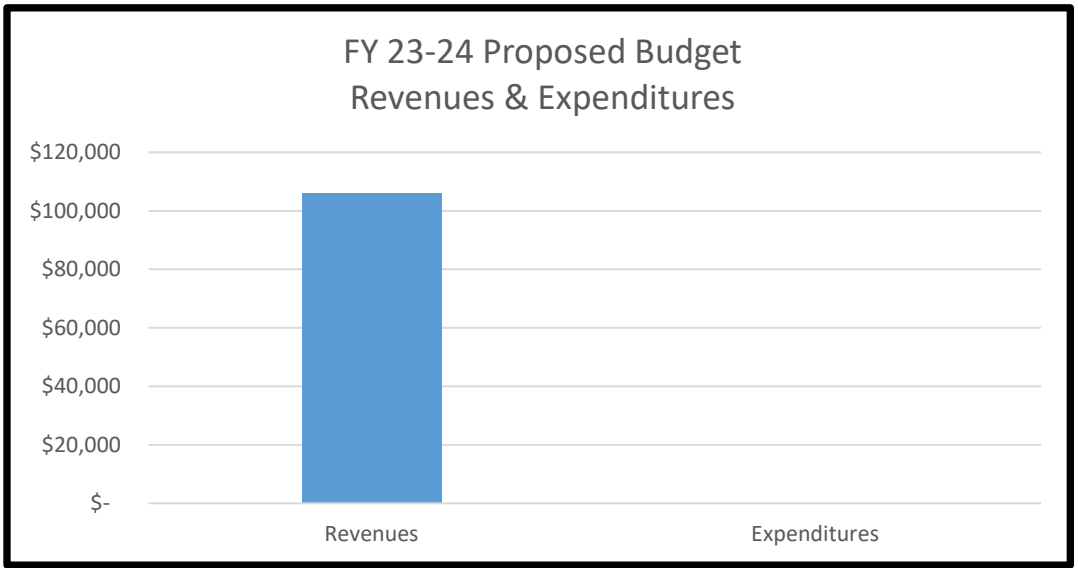

	FY 23-24 Proposed Budget
Revenues	$ 106,106
Expenditures	0
Net Revenues over (under) Expenditures	$ 106,106
Fund Balance	
Beginning Fund Balance - (Unaudited)	$ 68,894
Budgeted Revenues - Transfers In	106,106
Budgeted Expenditures	0
Estimated Ending Fund Balance 09/30/24	$ 175,000

City of Kingsville, TX

Grant Funds

Account Summary

For Fiscal: 10/2022-09/2023 Period Ending: 09/30/2023

				Total Activity	2022 Total Activity	2023 Original Budget	2023 Total Budget (Amended)	2023 YTD Activity	2023 Expected Annual	2024 City Manager Proposed
Fund: 130 - TX SEVERE WINTER STORM GRANT-BACKUP GENERATOR										
Revenue										
Department : 000 - Non-Departmental										
Division: 0000 - Non-Departmental										
RevCategory: 750 - Transfers										
130-4-0000-75054	Transfer from Fund 054			0.00	0.00	68,894.00	68,894.00	51,670.50	68,894.00	106,106.00
Budget Detail										
Budget Code	**Description**	**Units**	**Price**	**Amount**						
City Manager	Remaining Cash Match Requirement	0.00	0.00	-106,106.00						
RevCategory: 750 - Transfers Total:				**0.00**	**0.00**	**68,894.00**	**68,894.00**	**51,670.50**	**68,894.00**	**106,106.00**
Division: 0000 - Non-Departmental Total:				**0.00**	**0.00**	**68,894.00**	**68,894.00**	**51,670.50**	**68,894.00**	**106,106.00**
Department : 000 - Non-Departmental Total:				**0.00**	**0.00**	**68,894.00**	**68,894.00**	**51,670.50**	**68,894.00**	**106,106.00**
Revenue Total:				**0.00**	**0.00**	**68,894.00**	**68,894.00**	**51,670.50**	**68,894.00**	**106,106.00**
Fund: 130 - TX SEVERE WINTER STORM GRANT-BACKUP GENERATOR..				**0.00**	**0.00**	**68,894.00**	**68,894.00**	**51,670.50**	**68,894.00**	**106,106.00**
Report Total:				**0.00**	**0.00**	**68,894.00**	**68,894.00**	**51,670.50**	**68,894.00**	**106,106.00**

UTILITY FUNDS

These funds are proprietary funds used to report an activity for which a fee is charged to external users for goods and services.

Fund 012 – Utility Debt Service

This fund is used to account for payments on the utility fund debt service. Revenues are generated by transfers in from the Utility Fund 051 and the Storm Water Drainage Fund 055. This fund is appropriated.

Fund 051 - Utility Fund

This fund is used to account for activities of the utility fund which includes fees for water, and wastewater services. This fund is appropriated.

Fund 054 – Utility Capital Projects Fund

This fund is used to account for capital projects that are non-debt related. This fund is appropriated.

Fund 055 – Utility Storm Water Drainage Fund

This fund is used to account for debt service payments for storm water drainage bond projects. Revenues are generated from fees and the Expenditures are transferred out to pay for the debt service. This fund is appropriated.

Fund 062 – CO Series 2005

This fund is used to account for capital bond projects approved in the respective bond issue. Once the funds are expended, the assets are transferred to the Utility Fund and the fund is closed. This fund will close in FY 21-22. This fund is appropriated.

Fund 066 – CO Series 2011

This fund is used to account for capital bond projects approved in the respective bond issue. Once the funds are expended, the assets are transferred to the Utility Fund and the fund is closed. This fund will close in FY 21-22. This fund is appropriated.

Fund 068 – CO Series 2013 Drainage

These funds are used to account for capital bond projects approved in the respective bond issue. Once the funds are expended, the assets are transferred to the Utility Fund and the fund is closed. This fund is appropriated.

Fund 084 – DEAAG Grant Fund

This fund is used to account for a Defense Economic Adjustment Assistance Grant (DEAAG). These funds are set aside for a cash match on future grant applications for projects at the Naval Air Station. The funding will remain in this fund for a future approved application.

Fund 106 - Vehicle Replacement Fleet Management-Public Works-UF Fund

This fund is used to account for the leasing of City fleet vehicles. This fund is appropriated.

Fund 125 – UF ARP State & Local Fiscal Recovery Fund

This fund is used to account for funds used for the COVID-19 response and provide investments opportunities in water and sewer infrastructure. This fund is appropriated.

Fund 127 – UF Tax Note Series 2022

This fund is used to account for tax note proceeds used for the acquisition of machinery and equipment for the water and wastewater departments. This fund is appropriated.

Fund 141 – CO Series 2023-UF

This fund is used to manage the water meter replacement project. All funding should be spent by December 2023.

FUND BALANCE BY FUND
UTILITY FUNDS

FUND BALANCE - UTILITY FUNDS

Fund	Utility Funds	FY 23-24 Unaudited Estimated Beginning Fund Balance	Proposed Budgeted CM Revenues	Proposed Budgeted CM Expenditures	FY 23-24 Estimated Ending Fund Balance
012	UF Debt Service	**1,890,499.70**	2,251,355.00	2,055,563.00	2,086,291.70
051	**Utility**	**4,395,524.78**	**10,741,177.00**	**11,476,077.12**	**3,660,624.66**
054	UF Cap Proj	**205,706.96**	66,249.00	193,669.00	78,286.96
055	Stormwater	**601,218.49**	423,224.00	126,200.00	898,242.49
062	CO 2005	**50,468.89**	0.00	50,468.89	0.00
066	CO 2011	**5,684.45**	0.00	5,684.45	0.00
068	CO 2013-Drainage	**685,576.86**	33,708.88	0.00	719,285.74
084	DEAAG	**507,500.00**	0.00	500,000.00	7,500.00
106	Veh Replace-PW	**44,821.00**	100,000.00	144,820.00	1.00
125	UF ARP Funding	**0.00**	0.00	0.00	0.00
127	UF Tax Notes 2022	**149.76**	0.00	0.00	149.76
141	CO Series 2023-UF	**8,387.26**	0.00	0.00	8,387.26
	Totals	**8,395,538.15**	**13,615,713.88**	**14,552,482.46**	**7,458,769.57**

City of Kingsville, TX

Consolidated Utility Funds - Revenues

Group Summary

For Fiscal: 10/2022-09/2023 Period Ending: 09/30/2023

Sourc...	2021 Total Activity	2022 Total Activity	2023 Original Budget	2023 Total Budget (Amended)	2023 YTD Activity	Defined Budgets: 2023 Expected Annual	Defined Budgets: 2024 City Manager Proposed
Revenue							
75001 - Transfer In From Fund 001	341,308.00	218,403.00	102,705.00	102,705.00	77,028.75	102,705.00	89,964.00
75010 - Transfer from Fund 051	2,595,987.32	2,816,208.22	1,843,194.24	1,889,706.74	1,382,395.68	1,889,706.74	2,287,563.00
75039 - Transfer from Fund 039	5,261.31	0.00	0.00	0.00	0.00	0.00	0.00
75054 - Transfers from Fund 054	746,336.20	21,766.00	0.00	0.00	0.00	0.00	0.00
75055 - Transfer in from Fund 55	292,800.00	111,000.00	125,000.00	125,000.00	93,750.00	125,000.00	125,000.00
75062 - Transfer from Fund 062	1,137.58	0.00	0.00	0.00	0.00	0.00	0.00
75084 - Transfer from Fund 084	0.00	400,000.00	0.00	0.00	0.00	0.00	0.00
75086 - Transfer from Fund 086	0.00	4,470.33	0.00	0.00	0.00	0.00	0.00
75127 - Transfer From Fund 127	0.00	0.00	93,523.76	93,523.76	70,142.82	93,523.76	0.00
81600 - Water Sales	4,700,468.77	4,921,394.25	4,900,000.00	4,900,000.00	3,830,766.60	4,996,323.45	5,145,802.00
81701 - Late Charge Fee on Water	184,668.80	201,359.41	199,350.00	199,350.00	179,833.87	208,285.53	226,186.00
81800 - New Customer Tap Fees	35,111.00	36,775.21	45,000.00	45,000.00	13,491.00	20,106.00	16,190.00
82200 - Sewer Sales	4,567,380.39	4,880,148.29	4,800,000.00	4,800,000.00	3,982,815.49	4,800,000.00	5,016,000.00
82300 - Sewer Taps	7,880.00	6,943.00	8,300.00	8,300.00	5,295.00	7,665.00	7,665.00
82700 - Grease Trap Inspections	3,575.00	7,175.00	7,000.00	7,000.00	1,700.00	1,700.00	0.00
83100 - Storm Water Sales	401,507.40	414,582.67	412,000.00	412,000.00	365,100.40	423,223.25	423,224.00
83900 - Penalty-Returned Checks	2,281.18	3,575.00	3,525.00	3,525.00	1,850.00	1,875.00	1,875.00
91300 - Credit Card Fee Revenue	73,443.63	82,667.11	76,450.00	76,450.00	86,240.29	75,919.57	0.00
91301 - Service Fee	0.00	19.55	0.00	0.00	-75.00	0.00	0.00
91501 - Interest Earned Cutwater	0.00	6,127.00	300.00	300.00	28,440.87	33,708.88	33,708.88
91503 - Interest Income	3,488.80	31,958.98	3,800.00	3,800.00	220,053.38	265,212.89	242,536.00
91520 - Interest Earned-Investment	2,736.60	1,007.15	0.00	0.00	0.15	0.15	0.00
92000 - Auction Revenue	0.00	1,675.00	0.00	0.00	0.00	0.00	0.00
94000 - Intergovernmental Revenue	370,861.07	578,716.75	0.00	0.00	0.00	0.00	0.00
99000 - Miscellaneous	-185.32	-3,209.18	0.00	0.00	0.00	0.00	0.00
99500 - Bond Proceeds	0.00	0.00	0.00	0.00	6,100,000.00	6,100,000.00	0.00
99700 - Gain/Loss on Sale of Assets	0.00	10,550.00	0.00	0.00	0.00	0.00	0.00
Revenue Total:	**14,336,047.73**	**14,753,312.74**	**12,620,148.00**	**12,666,660.50**	**16,438,829.30**	**19,144,955.22**	**13,615,713.88**
Report Total:	**14,336,047.73**	**14,753,312.74**	**12,620,148.00**	**12,666,660.50**	**16,438,829.30**	**19,144,955.22**	**13,615,713.88**

Fund Summary

Fund	2021 Total Activity	2022 Total Activity	2023 Original Budget	2023 Total Budget	2023 YTD Activity	Defined Budgets 2023 Expected Annual	Defined Budgets 2024 City Manager Proposed
012 - UF DEBT SERVICE FUND	1,688,293.72	1,730,242.87	1,972,276.00	2,018,788.50	1,479,724.92	2,019,380.20	2,251,355.00
051 - UTILITY FUND	10,656,743.17	10,782,627.65	10,135,830.00	10,135,830.00	8,369,758.79	10,456,364.93	10,741,177.00
054 - UF CAPITAL PROJECTS	581,100.52	495,438.45	100.00	100.00	3,583.98	4,248.55	66,249.00
055 - STORMWATER DRAIN CAP PROJ	401,507.40	414,582.67	412,000.00	412,000.00	365,100.40	423,223.25	423,224.00
066 - CO SERIES 2011- UTILITY	82,905.02	28,566.00	0.00	0.00	0.00	0.00	0.00
068 - CO SERIES 2013- DRAINAGE	2,736.59	7,134.15	300.00	300.00	28,441.02	33,709.03	33,708.88
084 - DEAAG/WWTP GRANT FUND	907,500.00	0.00	0.00	0.00	0.00	0.00	0.00
106 - VEHICLE REPLACEMENT FLEET MGMT FUND-PW UF	15,261.31	10,000.00	99,642.00	99,642.00	74,731.50	99,642.00	100,000.00
125 - UF-ARP STATE & LOCAL FISCAL RECOVERY	0.00	576,572.53	0.00	0.00	0.00	0.00	0.00
127 - UF TAX NOTES SERIES 2022	0.00	708,148.42	0.00	0.00	0.00	0.00	0.00
141 - CO SERIES 2023 - UTILITY	0.00	0.00	0.00	0.00	6,117,488.69	6,108,387.26	0.00
Report Total:	**14,336,047.73**	**14,753,312.74**	**12,620,148.00**	**12,666,660.50**	**16,438,829.30**	**19,144,955.22**	**13,615,713.88**

City of Kingsville, TX

Consolidated Utility Funds - Expenditures

Group Summary

For Fiscal: 10/2022-09/2023 Period Ending: 09/30/2023

Objec...	2021 Total Activity	2022 Total Activity	2023 Original Budget	2023 Total Budget (Amended)	2023 YTD Activity	Defined Budgets: 2023 Expected Annual	Defined Budgets: 2024 City Manager Proposed
Expense							
11100 - Salaries & Wages	1,633,235.24	1,573,455.87	2,213,666.00	2,153,123.10	1,666,429.68	2,063,809.25	2,563,611.00
11200 - Overtime	127,667.00	178,604.61	125,035.00	182,622.64	148,878.32	179,435.84	125,176.00
11301 - Longevity - Non Civil Service	14,408.22	22,201.23	25,815.00	24,314.75	17,642.53	21,871.22	23,016.00
11400 - Retirement - TMRS	164,941.75	167,818.29	193,503.00	194,013.76	149,670.10	185,339.33	246,838.00
11500 - FICA	145,399.31	150,723.98	181,854.00	179,543.55	132,323.79	163,693.84	208,082.00
11600 - Group Health Insurance	812,679.53	860,537.00	665,540.00	665,540.00	505,990.19	505,399.47	713,873.00
11700 - Workers' Compensation	28,214.86	35,950.25	44,556.00	42,271.41	30,055.42	37,839.06	80,406.00
11800 - Unemployment Compensation	17,048.34	1,328.46	15,417.00	11,910.63	553.71	1,221.36	5,352.00
12200 - Certification Pay	9,239.63	11,431.27	12,579.00	12,581.58	9,919.29	11,988.54	0.00
12300 - Life Insurance	3,501.54	3,540.24	4,619.00	4,678.24	3,490.74	3,926.08	5,245.00
13100 - Hazard Pay	16,775.00	12,950.00	0.00	0.00	0.00	0.00	0.00
21100 - Supplies	15,388.91	19,978.93	20,220.00	19,175.10	14,774.51	18,674.19	21,485.00
21194 - Covid 19 Event	1,007.00	0.00	0.00	0.00	0.00	0.00	0.00
21200 - Uniforms & Personal Wear	4,606.80	3,672.05	8,830.00	8,058.13	4,412.33	8,058.13	7,705.00
21400 - Chemicals	244,123.21	342,504.70	319,170.00	328,370.00	321,032.63	328,170.00	320,170.00
21500 - Motor Gas & Oil	84,397.33	114,681.35	98,000.00	126,917.77	91,456.73	126,078.75	125,800.00
21700 - Minor Eq/Furniture	28,766.94	33,033.48	30,008.00	30,011.48	23,114.13	27,363.77	29,364.00
22100 - Lab Supplies/Chemicals	19,684.84	12,827.10	19,500.00	14,000.00	6,720.65	14,000.00	19,500.00
22400 - Medical Supplies	642.42	0.00	650.00	650.00	0.00	650.00	650.00
22600 - Computers & Associated Equip	0.00	67.98	350.00	22,536.78	22,536.40	22,536.40	23,123.12
22800 - Water Meters	48,163.88	44,645.59	65,000.00	18,541.37	7,600.41	10,900.41	2,500.00
31100 - Communications	14,924.68	16,908.98	16,848.00	18,940.76	14,725.09	17,716.64	19,748.00
31300 - Postage & Freight	51,080.69	52,651.42	54,780.00	49,737.03	44,338.77	46,110.04	53,880.00
31400 - Professional Services	197,621.52	440,866.98	216,273.00	408,411.04	316,851.68	591,794.02	301,759.45
31404 - PrfSrv-Bond IssueCosts/Fees	121,300.52	0.00	0.00	0.00	70,000.00	70,000.00	0.00
31410 - ProfSrv-Sftware Mnt	21,146.27	18,343.21	22,950.00	22,950.00	18,257.14	22,950.00	22,950.00
31425 - Prof. Services-GPS	5,703.59	6,413.19	6,061.00	6,431.00	5,808.00	6,639.00	6,336.00
31470 - Prof Svcs - Audit Services	59,203.00	55,686.92	68,905.00	68,905.00	60,758.59	68,905.00	68,905.00
31475 - Prof Svcs-SWR Collection Expense	751.13	101.04	500.00	500.00	0.00	500.00	500.00
31500 - Printing & Publishing	24,269.02	27,189.73	29,450.00	31,336.32	28,511.37	32,535.78	29,800.00
31600 - Membership, Training, Travel	11,236.34	7,367.27	15,481.00	11,836.00	4,927.87	11,836.00	15,431.00
31660 - Training & Travel - Engineering	1,011.33	5,187.70	4,160.00	5,452.71	5,423.71	5,452.71	5,000.00
31700 - Memberships & Dues	2,039.65	2,766.24	3,860.00	3,080.00	2,145.00	3,080.00	3,860.00
31800 - Equipment Rent	1,578.12	6,667.05	15,200.00	11,964.37	7,672.79	11,963.61	15,200.00

Objec...	2021 Total Activity	2022 Total Activity	2023 Original Budget	2023 Total Budget (Amended)	2023 YTD Activity	Defined Budgets 2023 Expected Annual	Defined Budgets 2024 City Manager Proposed
31900 - Catering	1,068.65	951.22	1,442.00	1,442.00	1,244.41	1,438.00	1,442.00
32100 - State Fees	54,786.74	55,059.90	58,596.00	58,096.00	54,552.35	57,499.79	58,596.00
32300 - Utilities	517,420.08	614,112.30	598,300.00	634,850.29	475,131.52	634,850.28	637,000.00
32400 - Laundry	15,413.13	15,380.07	17,215.00	17,299.00	12,478.63	17,299.00	18,315.00
33101 - Subscriptions & Dues	0.00	0.00	350.00	350.00	0.00	300.00	350.00
33501 - Insurance-Property/Liability	270,181.44	261,091.63	303,739.00	390,653.11	230,982.52	370,401.67	396,405.00
34200 - Special Services	102,238.11	129,511.05	98,432.00	120,301.23	90,218.40	120,301.23	0.00
34301 - Other Services-STWA	390,179.63	400,076.26	410,000.00	410,000.00	323,348.73	410,000.00	410,000.00
41100 - Vehicle Maintenance	91,526.02	97,344.55	73,250.00	69,323.37	66,675.92	69,323.37	78,950.00
41400 - Equipment Maintenance	19,151.25	15,505.87	18,750.00	14,180.59	8,855.64	14,180.59	18,750.00
53100 - Drainage	12,567.38	582,050.00	513,160.00	543,860.00	411,649.42	385,700.00	0.00
54100 - Water Line	63,413.73	166,342.97	310,000.00	290,000.00	284,205.71	290,000.00	310,000.00
54200 - Water Meter Parts	30,916.15	11,069.49	0.00	0.00	0.00	0.00	0.00
54300 - Utility Plant	327,197.04	551,657.75	3,224,464.21	1,985,344.78	1,774,603.00	7,515,344.78	879,768.89
55100 - Sewer Line	0.00	275,040.00	100.00	100.00	25.20	100.00	100.00
55104 - Sewer Lines & Manholes	61,397.62	51,824.41	61,047.00	51,047.00	31,150.44	51,047.00	61,047.00
61100 - Principle	0.00	0.00	1,434,052.00	1,434,052.00	1,434,051.10	1,434,052.00	1,578,824.00
62100 - Interest	209,328.78	198,282.86	227,525.00	274,037.50	274,037.50	274,037.50	469,989.00
63100 - Paying Agent Fees	1,592.50	5,228.00	4,500.00	4,500.00	895.00	4,500.00	6,750.00
64000 - Bond Issuance Costs	0.00	13,430.34	0.00	0.00	0.00	0.00	0.00
64100 - Operating Lease	15,075.19	21,894.92	25,460.00	25,801.44	19,778.30	24,535.36	23,678.00
64200 - Capital Lease-Principle	0.00	0.00	73,832.00	74,045.15	90,964.51	74,045.15	221,214.00
64201 - Capital Lease-Interest	18,599.20	0.00	13,731.00	13,517.85	13,516.58	13,516.58	11,169.00
71100 - Vehicle	0.00	0.00	89,642.00	120,874.25	31,232.25	76,053.25	0.00
71200 - Machinery/Equipment	0.00	0.00	54,925.00	147,705.90	98,542.90	147,705.90	0.00
71300 - Building	0.00	0.00	0.00	150,000.00	0.00	150,000.00	0.00
80001 - Transfer Out to Fund 001	1,350,000.00	1,350,000.00	1,485,000.00	1,485,000.00	1,113,750.00	1,485,000.00	1,485,000.00
80012 - Transfer Out to Fund 012	1,688,246.00	1,729,993.00	1,972,076.00	2,018,588.50	1,479,057.00	2,018,588.50	2,250,563.00
80051 - Transfer Out to Fund 051	747,473.78	400,000.00	0.00	0.00	0.00	0.00	0.00
80054 - Transfer Out to Fund 054	210,136.31	489,066.80	0.00	0.00	0.00	0.00	62,000.00
80066 - Transfer Out to Fund 066	82,905.01	21,766.00	0.00	0.00	0.00	0.00	0.00
80084 - Transfer To Fund 084	907,500.00	0.00	0.00	0.00	0.00	0.00	0.00
80100 - Transfer to Fund 100	56,908.00	0.00	200,000.00	200,000.00	200,000.00	200,000.00	0.00
80106 - Transfer to Fund 106	0.00	0.00	89,642.00	89,642.00	67,231.50	89,642.00	100,000.00
80113 - Transfer to Fund 113	0.00	73,668.00	0.00	0.00	0.00	0.00	0.00
80116 - Transfer to Fund 116	44,000.00	754,000.00	0.00	0.00	0.00	0.00	0.00
80117 - Transfer to Fund 117	44,000.00	754,000.00	0.00	0.00	0.00	0.00	0.00
80118 - Transfer to Fund 118	44,000.00	811,000.00	0.00	0.00	0.00	0.00	0.00
80119 - Transfer to Fund 119	44,000.00	1,653,644.66	0.00	0.00	0.00	0.00	0.00
80121 - Transfer to Fund 121	0.00	0.00	0.00	1,739,923.20	940,036.35	1,739,923.20	0.00
80122 - Transfer to Fund 122	0.00	366,787.00	0.00	0.00	0.00	0.00	0.00

Objec...	2021 Total Activity	2022 Total Activity	2023 Original Budget	2023 Total Budget (Amended)	2023 YTD Activity	Defined Budgets 2023 Expected Annual	Defined Budgets 2024 City Manager Proposed
80127 - Transfer to Fund 127	0.00	93,503.76	0.00	0.00	0.00	0.00	0.00
80128 - Transfer to Fund 128	0.00	614.00	0.00	0.00	0.00	0.00	0.00
80129 - Transfer to Fund 129	0.00	0.00	35,456.00	35,456.00	0.00	0.00	0.00
80130 - Transfer to Fund 130	0.00	0.00	68,894.00	68,894.00	51,670.50	68,894.00	106,106.00
80138 - Transfer to Fund 138	13,781.00	0.00	0.00	0.00	0.00	0.00	0.00
80139 - Transfer to Fund 139	0.00	0.00	35,261.31	35,261.31	26,445.99	35,261.31	0.00
85000 - Department Year End Reductions	0.00	0.00	0.00	237,623.83	0.00	0.00	0.00
86000 - Budget Amendment Reserve	0.00	0.00	300,000.00	18,304.02	0.00	151,730.63	300,000.00
91100 - Depreciation/Other	981,421.89	1,027,738.93	0.00	0.00	0.00	0.00	0.00
95000 - Bad Debt	225,710.85	77,175.78	1,200.00	1,200.00	0.00	1,200.00	1,200.00
Expense Total:	**12,573,893.09**	**17,298,913.63**	**16,298,821.52**	**17,439,678.84**	**13,342,352.94**	**22,546,909.53**	**14,552,482.46**
Report Total:	**12,573,893.09**	**17,298,913.63**	**16,298,821.52**	**17,439,678.84**	**13,342,352.94**	**22,546,909.53**	**14,552,482.46**

Fund Summary

Fund	2021 Total Activity	2022 Total Activity	2023 Original Budget	2023 Total Budget	2023 YTD Activity	Defined Budgets 2023 Expected Annual	Defined Budgets 2024 City Manager Proposed
012 - UF DEBT SERVICE FUND	350,821.00	4,189,585.86	1,666,077.00	1,712,589.50	1,708,983.60	1,712,589.50	2,055,563.00
051 - UTILITY FUND	10,890,296.34	10,946,415.38	10,520,355.24	10,547,862.24	8,015,000.22	10,327,613.62	11,476,077.12
054 - UF CAPITAL PROJECTS	849,083.07	32,341.00	191,913.00	308,638.78	255,958.01	273,181.51	193,669.00
055 - STORMWATER DRAIN CAP PROJ	293,987.72	112,893.36	639,360.00	639,360.00	474,699.42	481,200.00	126,200.00
062 - CO SERIES 2005 - UTILITY	1,137.58	0.00	0.00	0.00	0.00	0.00	50,468.89
066 - CO SERIES 2011- UTILITY	0.00	0.00	0.00	31,232.25	31,232.25	31,232.25	5,684.45
068 - CO SERIES 2013- DRAINAGE	188,567.38	1,041,105.50	200,000.00	230,700.00	230,700.00	230,700.00	0.00
084 - DEAAG/WWTP GRANT FUND	0.00	400,000.00	500,000.00	500,000.00	0.00	0.00	500,000.00
106 - VEHICLE REPLACEMENT FLEET MGMT FUND-PW UF	0.00	0.00	124,903.31	124,903.31	43,365.35	80,082.31	144,820.00
125 - UF-ARP STATE & LOCAL FISCAL RECOVERY	0.00	576,572.53	2,362,689.21	3,158,088.10	1,588,996.62	3,124,005.68	0.00
127 - UF TAX NOTES SERIES 2022	0.00	0.00	93,523.76	186,304.66	162,923.72	186,304.66	0.00
141 - CO SERIES 2023 - UTILITY	0.00	0.00	0.00	0.00	830,493.75	6,100,000.00	0.00
Report Total:	**12,573,893.09**	**17,298,913.63**	**16,298,821.52**	**17,439,678.84**	**13,342,352.94**	**22,546,909.53**	**14,552,482.46**

CITY OF Kingsville TEXAS

FUND 012 – UF DEBT SERVICE FUND SUMMARY

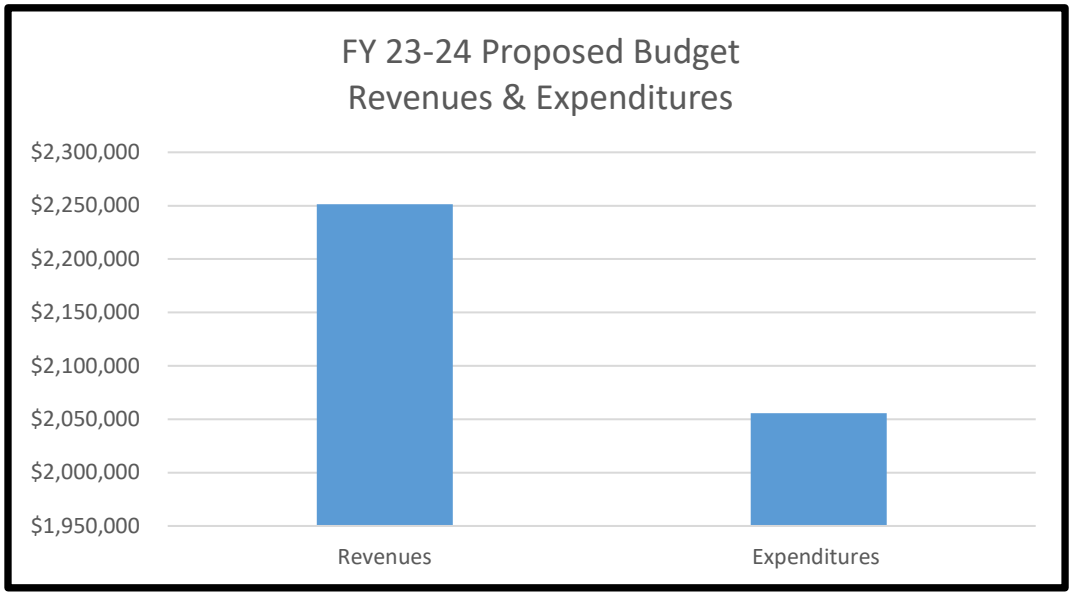

		FY 23-24 Proposed Budget
Revenues		$ 2,251,355
Expenditures		2,055,563
Net Revenues over (under) Expenditures		$ 195,792
Fund Balance		
Beginning Fund Balance - (Unaudited)		$ 1,890,500
Budgeted Revenues	$ 792	
Budgeted Transfers In	2,250,563	
Total Budgeted Revenues		2,251,355
Budgeted Expenditures		2,055,563
Estimated Ending Fund Balance 09/30/24		$ 2,086,292

City of Kingsville, TX

Utility Funds
Account Summary
For Fiscal: 10/2022-09/2023 Period Ending: 09/30/2023

			2021 Total Activity	2022 Total Activity	2023 Original Budget	2023 Total Budget (Amended)	2023 YTD Activity	2023 Expected Annual	2024 City Manager Proposed
Fund: 012 - UF DEBT SERVICE FUND									
Revenue									
Department : 000 - Non-Departmental									
Division: 0000 - Non-Departmental									
RevCategory: 750 - Transfers									
012-4-0000-75010	Transfer From Fund 051		1,395,446.00	1,618,993.00	1,753,552.24	1,800,064.74	1,315,164.18	1,800,064.74	2,125,563.00
Budget Detail									
Budget Code	**Description**	**Units**	**Price**	**Amount**					
City Manager	Fund Balance Increase	0.00	0.00	-195,000.00					
City Manager	Interest Payments	0.00	0.00	-469,989.00					
City Manager	Less Transfer from Fund 055	0.00	0.00	125,000.00					
City Manager	Paying Agent Fees	0.00	0.00	-6,750.00					
City Manager	Principle Payments	0.00	0.00	-1,578,824.00					
012-4-0000-75055	Transfer From Fund 055		292,800.00	111,000.00	125,000.00	125,000.00	93,750.00	125,000.00	125,000.00
Budget Detail									
Budget Code	**Description**	**Units**	**Price**	**Amount**					
City Manager	CO 2021 Taxable Series $3,358,000 (TWDB)	0.00	0.00	-111,000.00					
City Manager	CO 2022 Taxable Series $399,000 (TWDB)	0.00	0.00	-14,000.00					
012-4-0000-75127	Transfer From Fund 127		0.00	0.00	93,523.76	93,523.76	70,142.82	93,523.76	
	RevCategory: 750 - Transfers Total:		**1,688,246.00**	**1,729,993.00**	**1,972,076.00**	**2,018,588.50**	**1,479,057.00**	**2,018,588.50**	**2,250,563.00**
RevCategory: 900 - Interest & Other									
012-4-0000-91503	Interest Income		47.72	249.87	200.00	200.00	667.92	791.70	792.00
Budget Detail									
Budget Code	**Description**	**Units**	**Price**	**Amount**					
City Manager	Based on receipts from FY 22-23	0.00	0.00	-792.00					
	RevCategory: 900 - Interest & Other Total:		**47.72**	**249.87**	**200.00**	**200.00**	**667.92**	**791.70**	**792.00**
	Division: 0000 - Non-Departmental Total:		**1,688,293.72**	**1,730,242.87**	**1,972,276.00**	**2,018,788.50**	**1,479,724.92**	**2,019,380.20**	**2,251,355.00**
	Department : 000 - Non-Departmental Total:		**1,688,293.72**	**1,730,242.87**	**1,972,276.00**	**2,018,788.50**	**1,479,724.92**	**2,019,380.20**	**2,251,355.00**
	Revenue Total:		**1,688,293.72**	**1,730,242.87**	**1,972,276.00**	**2,018,788.50**	**1,479,724.92**	**2,019,380.20**	**2,251,355.00**

		2021 Total Activity	2022 Total Activity	2023 Original Budget	2023 Total Budget (Amended)	2023 YTD Activity	2023 Expected Annual	2024 City Manager Proposed
Expense								
Department : 510 - G. O. Debt Service								
Division: 5100 - Debt Service								
Category: 30 - Services								
012-5-5100-31404	PrfSrv-Bond Issuse Cost/Fees	121,300.52	0.00	0.00	0.00	0.00		
	Category: 30 - Services Total:	**121,300.52**	**0.00**	**0.00**	**0.00**	**0.00**	**0.00**	**0.00**
Category: 60 - Leases								
012-5-5100-61100	Principle	0.00	0.00	1,434,052.00	1,434,052.00	1,434,051.10	1,434,052.00	1,578,824.00

Budget Detail

Budget Code	Description	Units	Price	Amount
City Manager	CO Series 2014 - $9,040,000 Issue	0.00	0.00	875,000.00
City Manager	CO Series 2020 - $5,025,000 Issue	0.00	0.00	184,599.00
City Manager	CO Series 2021 - $3,358,000 Issue	0.00	0.00	111,000.00
City Manager	CO Series 2021 - $3,595,000 Issue	0.00	0.00	209,350.00
City Manager	CO Series 2022 - $1,850,000 Issue	0.00	0.00	84,875.00
City Manager	CO Series 2022 - $399,000 Issue	0.00	0.00	14,000.00
City Manager	CO Series 2023 - $6,100,000 Issue	0.00	0.00	100,000.00

012-5-5100-62100	Interest	209,328.78	198,282.86	227,525.00	274,037.50	274,037.50	274,037.50	469,989.00

Budget Detail

Budget Code	Description	Units	Price	Amount
City Manager	CO Series 2014 - $9,040,000 Issue	0.00	0.00	44,250.00
City Manager	CO Series 2020 - $5,025,000 Issue	0.00	0.00	71,994.00
City Manager	CO Series 2021 - $3,595,000 Issue	0.00	0.00	64,859.00
City Manager	CO Series 2022 - $1,850,000 Issue	0.00	0.00	14,386.00
City Manager	CO Series 2023 - $6,100,000 Issue	0.00	0.00	274,500.00

012-5-5100-63100	Paying Agent Fees	1,592.50	5,228.00	4,500.00	4,500.00	895.00	4,500.00	6,750.00

Budget Detail

Budget Code	Description	Units	Price	Amount
City Manager	50% Continuing Disclosure Fee	3,000.00	0.50	1,500.00
City Manager	Paying Agent Fee - 7 Issues	7.00	750.00	5,250.00

012-5-5100-64000	Bond Issuance Costs	0.00	13,430.34	0.00	0.00	0.00		
	Category: 60 - Leases Total:	**210,921.28**	**216,941.20**	**1,666,077.00**	**1,712,589.50**	**1,708,983.60**	**1,712,589.50**	**2,055,563.00**
	Division: 5100 - Debt Service Total:	**332,221.80**	**216,941.20**	**1,666,077.00**	**1,712,589.50**	**1,708,983.60**	**1,712,589.50**	**2,055,563.00**
	Department : 510 - G. O. Debt Service Total:	**332,221.80**	**216,941.20**	**1,666,077.00**	**1,712,589.50**	**1,708,983.60**	**1,712,589.50**	**2,055,563.00**

		2021 Total Activity	2022 Total Activity	2023 Original Budget	2023 Total Budget (Amended)	2023 YTD Activity	2023 Expected Annual	2024 City Manager Proposed
Department : 690 - Fund Expense/Transfer								
Division: 6900 - Fund Expense/Transfer								
Category: 80 - Transfers Out								
012-5-6900-80116	Transfer to Fund 116	0.00	754,000.00	0.00	0.00	0.00		
012-5-6900-80117	Transfer to Fund 117	0.00	754,000.00	0.00	0.00	0.00		
012-5-6900-80118	Transfer to Fund 118	0.00	811,000.00	0.00	0.00	0.00		
012-5-6900-80119	Transfer to Fund 119	0.00	1,653,644.66	0.00	0.00	0.00		
	Category: 80 - Transfers Out Total:	**0.00**	**3,972,644.66**	**0.00**	**0.00**	**0.00**	**0.00**	**0.00**
	Division: 6900 - Fund Expense/Transfer Total:	**0.00**	**3,972,644.66**	**0.00**	**0.00**	**0.00**	**0.00**	**0.00**
	Department : 690 - Fund Expense/Transfer Total:	**0.00**	**3,972,644.66**	**0.00**	**0.00**	**0.00**	**0.00**	**0.00**
Department : 700 - Waste Water								
Division: 7002 - South Plant								
Category: 60 - Leases								
012-5-7002-64201	Capital Lease - Interest	18,599.20	0.00	0.00	0.00	0.00		
	Category: 60 - Leases Total:	**18,599.20**	**0.00**	**0.00**	**0.00**	**0.00**	**0.00**	**0.00**
	Division: 7002 - South Plant Total:	**18,599.20**	**0.00**	**0.00**	**0.00**	**0.00**	**0.00**	**0.00**
	Department : 700 - Waste Water Total:	**18,599.20**	**0.00**	**0.00**	**0.00**	**0.00**	**0.00**	**0.00**
	Expense Total:	**350,821.00**	**4,189,585.86**	**1,666,077.00**	**1,712,589.50**	**1,708,983.60**	**1,712,589.50**	**2,055,563.00**
	Fund: 012 - UF DEBT SERVICE FUND Surplus (Deficit):	**1,337,472.72**	**-2,459,342.99**	**306,199.00**	**306,199.00**	**-229,258.68**	**306,790.70**	**195,792.00**
	Report Surplus (Deficit):	**1,337,472.72**	**-2,459,342.99**	**306,199.00**	**306,199.00**	**-229,258.68**	**306,790.70**	**195,792.00**

FUND 051 – UTILITY FUND SUMMARY

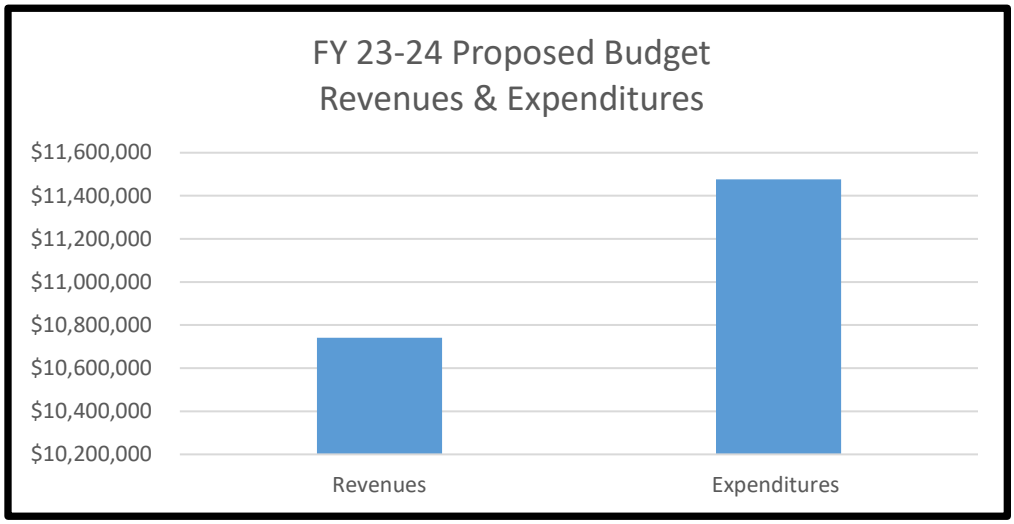

			FY 23-24 Proposed Budget	
Revenues			$ 10,741,177	
Expenditures			11,476,077	
Net Revenues over (under) Expenditures			$ (734,900)	
Fund Balance				
Beginning Fund Balance - (Unaudited)			$ 4,395,525	
Budgeted Revenues	$	10,651,213		
Budgeted Transfers In		89,964		
Total Budgeted Revenues			10,741,177	
Budgeted Expenditures	$	7,703,514		
Budgeted Transfers Out		3,772,563		
Total Budgeted Expenditures			11,476,077	
Estimated Ending Fund Balance 09/30/23			$ 3,660,625	
Minimum Requiredments (25% of Operating Expenditues + Transfers Out)				
Total Expenditures (subject to calculation)			$ 11,476,077	
Less: Budget Amendment Reserve Now Budgeted			(300,000)	
Net Expenditures subject to minimum requirements			$ 11,176,077	
Minimum Requirements (25% of Expenditures)			$ 2,794,019	
Estimated Ending Fund Balance 09/30/24			3,660,625	
Above (Below) Minimum Requirements			$ 866,605	32.75%

City of Kingsville, TX

Utility Funds
Account Summary
For Fiscal: 10/2022-09/2023 Period Ending: 09/30/2023

		2021 Total Activity	2022 Total Activity	2023 Original Budget	2023 Total Budget (Amended)	2023 YTD Activity	2023 Expected Annual	2024 City Manager Proposed
Fund: 051 - UTILITY FUND								
Revenue								
Department : 000 - Non-Departmental								
Division: 0000 - Non-Departmental								
RevCategory: 750 - Transfers								
051-4-0000-75001	Transfer From Fund 001	331,308.00	208,403.00	92,705.00	92,705.00	69,528.75	92,705.00	89,964.00

Budget Notes

Budget Code	Subject	Description
City Manager	Transfer Justification	The Welder performs services for both UF & GF. Salary is expensed 100% in GF. UF owes 50% of this salary which is why we reduce the amount of transfer that GF sends over to UF The Engineering Dept provides services for for UF & GF. The majority of work allocation is spent on UF related work which justifies only 25% of this division. 100% of salary is budgeted in UF. The PW Admin division performs services for both UF & GF. Salaries are budgeted 100% in GF which is why we reduce the amount of transfer that GF sends over to UF. The Facilities division performs services for both UF & GF. Salaries are budgeted 100% in UF.

Budget Detail

Budget Code	Description	Units	Price	Amount
City Manager	25% Personnel Costs Division 8000	534,175.00	-0.25	-133,543.75
City Manager	50% offset Personnel Costs Division 3000	180,326.00	0.50	90,163.00
City Manager	50% offset Welder-Division 3030	66,275.50	0.50	33,137.75
City Manager	50% Personnel Costs Division 8020	159,441.00	-0.50	-79,720.50
City Manager	Whole Dollar Rounding	0.00	0.00	-0.50

051-4-0000-75054	Transfer From Fund 054	746,336.20	0.00	0.00	0.00	0.00		
051-4-0000-75062	Transfer from Fund 062	1,137.58	0.00	0.00	0.00	0.00		
051-4-0000-75084	Transfer from Fund 084	0.00	400,000.00	0.00	0.00	0.00		
051-4-0000-75086	Transfer From Fund 086	0.00	645.33	0.00	0.00	0.00		
	RevCategory: 750 - Transfers Total:	**1,078,781.78**	**609,048.33**	**92,705.00**	**92,705.00**	**69,528.75**	**92,705.00**	**89,964.00**

		2021 Total Activity	2022 Total Activity	2023 Original Budget	2023 Total Budget (Amended)	2023 YTD Activity	2023 Expected Annual	2024 City Manager Proposed
RevCategory: 900 - Interest & Other								
051-4-0000-91503	Interest Income	3,337.94	31,306.68	3,500.00	3,500.00	198,312.79	251,785.38	237,495.00

Budget Detail

Budget Code	Description	Units	Price	Amount
City Manager	Based on receipts from FY 22-23	0.00	0.00	-237,495.00

051-4-0000-92000	Auction Revenue	0.00	1,675.00	0.00	0.00	0.00		
051-4-0000-99000	Miscellaneous	-185.32	-3,209.18	0.00	0.00	0.00		
051-4-0000-99700	Gain/Loss on Sale of Assets	0.00	3,750.00	0.00	0.00	0.00		
RevCategory: 900 - Interest & Other Total:		**3,152.62**	**33,522.50**	**3,500.00**	**3,500.00**	**198,312.79**	**251,785.38**	**237,495.00**
Division: 0000 - Non-Departmental Total:		**1,081,934.40**	**642,570.83**	**96,205.00**	**96,205.00**	**267,841.54**	**344,490.38**	**327,459.00**
Department : 000 - Non-Departmental Total:		**1,081,934.40**	**642,570.83**	**96,205.00**	**96,205.00**	**267,841.54**	**344,490.38**	**327,459.00**

Department : 600 - Water
Division: 6000 - Water
RevCategory: 800 - Utility Services

051-4-6000-81600	Water Sales	4,700,468.77	4,921,394.25	4,900,000.00	4,900,000.00	3,830,766.60	4,996,323.45	5,145,802.00

Budget Notes

Budget Code	Subject	Description
City Manager	Additional Revenues	Estimating that all residential meters will be in the ground by December 2023 Estimation is for 6% increase in revenues for 9 months Jan-Sept. These revenues will be transferred out to Fund 054

Budget Detail

Budget Code	Description	Units	Price	Amount
City Manager	Addtl monthly for 8 additional months	0.00	0.00	-124,978.00
City Manager	Add'tl Monthly Rev due to new Water Mete	408,333.34	-0.06	-24,500.00
City Manager	Based on revenues for FY 22-23	0.00	0.00	-4,996,324.00

051-4-6000-81701	Late Charge Fee on Water	184,668.80	201,359.41	199,350.00	199,350.00	179,833.87	208,285.53	226,186.00

Budget Detail

Budget Code	Description	Units	Price	Amount
City Manager	Based on revenues in FY 22-23	0.00	0.00	-226,186.00

051-4-6000-81800	New Customer Tap Fees	35,111.00	36,775.21	45,000.00	45,000.00	13,491.00	20,106.00	16,190.00

Budget Detail

Budget Code	Description	Units	Price	Amount
City Manager	Based on revenues in FY 22-23	0.00	0.00	-16,190.00

			2021 Total Activity	2022 Total Activity	2023 Original Budget	2023 Total Budget (Amended)	2023 YTD Activity	2023 Expected Annual	2024 City Manager Proposed
051-4-6000-83900	Penalty-Returned Checks		2,281.18	3,575.00	3,525.00	3,525.00	1,850.00	1,875.00	1,875.00
Budget Detail									
Budget Code	**Description**	**Units**	**Price**	**Amount**					
City Manager	Based on Revenues in FY 22-23	0.00	0.00	-1,875.00					
RevCategory: 800 - Utility Services Total:			**4,922,529.75**	**5,163,103.87**	**5,147,875.00**	**5,147,875.00**	**4,025,941.47**	**5,226,589.98**	**5,390,053.00**
Division: 6000 - Water Total:			**4,922,529.75**	**5,163,103.87**	**5,147,875.00**	**5,147,875.00**	**4,025,941.47**	**5,226,589.98**	**5,390,053.00**
Department : 600 - Water Total:			**4,922,529.75**	**5,163,103.87**	**5,147,875.00**	**5,147,875.00**	**4,025,941.47**	**5,226,589.98**	**5,390,053.00**
Department : 620 - Utility Billing									
Division: 6201 - Collections									
RevCategory: 900 - Interest & Other									
051-4-6201-91300	Credit Card Fee Revenue-Utility		73,443.63	82,667.11	76,450.00	76,450.00	86,240.29	75,919.57	
051-4-6201-91301	Service Fee Revenue - Utility		0.00	19.55	0.00	0.00	-75.00		
RevCategory: 900 - Interest & Other Total:			**73,443.63**	**82,686.66**	**76,450.00**	**76,450.00**	**86,165.29**	**75,919.57**	**0.00**
Division: 6201 - Collections Total:			**73,443.63**	**82,686.66**	**76,450.00**	**76,450.00**	**86,165.29**	**75,919.57**	**0.00**
Department : 620 - Utility Billing Total:			**73,443.63**	**82,686.66**	**76,450.00**	**76,450.00**	**86,165.29**	**75,919.57**	**0.00**
Department : 700 - Waste Water									
Division: 7000 - Waste Water									
RevCategory: 800 - Utility Services									
051-4-7000-82200	Sewer Sales		4,567,380.39	4,880,148.29	4,800,000.00	4,800,000.00	3,982,815.49	4,800,000.00	5,016,000.00
Budget Detail									
Budget Code	**Description**	**Units**	**Price**	**Amount**					
City Manager	Addtl revenues based on 6% increase	400,000.00	-0.06	-24,000.00					
City Manager	Addtl revenues for remaining 8 months	24,000.00	-8.00	-192,000.00					
City Manager	Based on revenues from FY 22-23	0.00	0.00	-4,800,000.00					
051-4-7000-82300	Sewer Taps		7,880.00	6,943.00	8,300.00	8,300.00	5,295.00	7,665.00	7,665.00
Budget Detail									
Budget Code	**Description**	**Units**	**Price**	**Amount**					
City Manager	Based on revenues in FY 22-23	0.00	0.00	-7,665.00					
051-4-7000-82700	Grease Trap Inspections		3,575.00	7,175.00	7,000.00	7,000.00	1,700.00	1,700.00	
RevCategory: 800 - Utility Services Total:			**4,578,835.39**	**4,894,266.29**	**4,815,300.00**	**4,815,300.00**	**3,989,810.49**	**4,809,365.00**	**5,023,665.00**
Division: 7000 - Waste Water Total:			**4,578,835.39**	**4,894,266.29**	**4,815,300.00**	**4,815,300.00**	**3,989,810.49**	**4,809,365.00**	**5,023,665.00**
Department : 700 - Waste Water Total:			**4,578,835.39**	**4,894,266.29**	**4,815,300.00**	**4,815,300.00**	**3,989,810.49**	**4,809,365.00**	**5,023,665.00**
Revenue Total:			**10,656,743.17**	**10,782,627.65**	**10,135,830.00**	**10,135,830.00**	**8,369,758.79**	**10,456,364.93**	**10,741,177.00**

			2021 Total Activity	2022 Total Activity	2023 Original Budget	2023 Total Budget (Amended)	2023 YTD Activity	2023 Expected Annual	2024 City Manager Proposed
Expense									
Department : 600 - Water									
Division: 6001 - Water Construction									
Category: 10 - Personnel Services									
051-5-6001-11100	Salaries & Wages		266,944.25	248,086.71	449,863.00	437,186.99	340,234.24	437,186.99	518,427.00
Budget Detail									
Budget Code	**Description**	**Units**	**Price**	**Amount**					
City Manager	(6) Utility Workers	0.00	0.00	165,484.80					
City Manager	Additional	0.00	0.00	56,046.50					
City Manager	Anniversary Increases	0.00	0.00	5,029.04					
City Manager	Supervisor & (6) Equip Operators	0.00	0.00	286,998.40					
City Manager	YE 9 day accrual less PY credit	0.00	0.00	4,868.26					
051-5-6001-11200	Overtime		42,314.45	84,504.44	58,752.00	78,554.07	71,483.90	78,554.07	58,591.00
Budget Detail									
Budget Code	**Description**	**Units**	**Price**	**Amount**					
City Manager	Core Budget	0.00	0.00	58,591.00					
051-5-6001-11301	Longevity - Non Civil Service		3,086.60	5,172.73	5,776.00	4,275.75	3,176.16	4,275.75	3,454.00
Budget Detail									
Budget Code	**Description**	**Units**	**Price**	**Amount**					
City Manager	81 Years of Service	81.00	60.00	4,860.00					
City Manager	Reduction	0.00	0.00	-1,440.00					
City Manager	YE 9 day accrual	0.00	0.00	34.00					
051-5-6001-11400	Retirement - TMRS		34,323.04	38,671.90	42,058.00	42,003.24	33,889.34	42,003.24	52,708.00
Budget Detail									
Budget Code	**Description**	**Units**	**Price**	**Amount**					
City Manager	Additional	0.00	0.00	3,522.00					
City Manager	Total Salaries @ 9.09%	536,818.46	0.09	48,796.80					
City Manager	YE 9 day accrual less PY credit	0.00	0.00	389.20					
051-5-6001-11500	FICA		28,867.43	34,350.76	39,526.00	37,060.31	29,958.93	37,060.31	44,426.00
Budget Detail									
Budget Code	**Description**	**Units**	**Price**	**Amount**					
City Manager	Additional	0.00	0.00	2,964.00					
City Manager	Total Salaries @ 7.65%	536,818.46	0.08	41,066.61					
City Manager	YE 9 day accrual less PY credit	0.00	0.00	395.39					
051-5-6001-11600	Group Health Insurance		198,510.00	213,537.00	168,015.00	168,015.00	121,298.47	120,707.73	161,185.00

			2021 Total Activity	2022 Total Activity	2023 Original Budget	2023 Total Budget (Amended)	2023 YTD Activity	2023 Expected Annual	2024 City Manager Proposed
Budget Detail									
Budget Code	**Description**	**Units**	**Price**	**Amount**					
City Manager	(1) PPO Plan	0.00	0.00	7,256.00					
City Manager	(10) EPO Plans	0.00	0.00	145,830.00					
City Manager	(2) HMO Plans	0.00	0.00	18,181.00					
City Manager	Reduction	0.00	0.00	-10,082.00					
051-5-6001-11700	Workers' Compensation		6,053.25	8,092.88	9,296.00	7,517.82	6,736.05	7,517.82	16,577.00
Budget Detail									
Budget Code	**Description**	**Units**	**Price**	**Amount**					
City Manager	(13) WC Code 7520-Total Salaries divided by	5,368.18	4.50	24,156.81					
City Manager	Additional	0.00	0.00	6,914.00					
City Manager	Less Experience Modifier	24,156.81	-0.50	-12,078.40					
City Manager	Less Fund Discount	12,078.41	-0.20	-2,415.68					
City Manager	Whole Dollar Rounding	0.00	0.00	0.27					
051-5-6001-11800	Unemployment Compensation		4,129.55	478.36	3,285.00	1,957.82	120.12	262.98	1,199.00
Budget Detail									
Budget Code	**Description**	**Units**	**Price**	**Amount**					
City Manager	(13) Employees @ $86	13.00	86.00	1,118.00					
City Manager	YE 9 day accrual less PY credit	0.00	0.00	81.00					
051-5-6001-12200	Certification Pay		2,569.18	2,459.11	2,287.00	2,287.00	1,656.80	2,176.19	
051-5-6001-12300	Life Insurance		759.96	809.28	1,081.00	1,081.00	791.28	896.76	1,197.00
Budget Detail									
Budget Code	**Description**	**Units**	**Price**	**Amount**					
City Manager	(1) Max Coverage	1.00	108.00	108.00					
City Manager	(12) Base Coverage	466,000.00	0.00	83.88					
City Manager	Additional	0.00	0.00	82.00					
City Manager	Base Coverage Rate for remaining 11 month	11.00	83.88	922.68					
City Manager	Whole Dollar Rounding	0.00	0.00	0.44					
051-5-6001-13100	Hazard Pay		3,600.00	0.00	0.00	0.00	0.00		
	Category: 10 - Personnel Services Total:		**591,157.71**	**636,163.17**	**779,939.00**	**779,939.00**	**609,345.29**	**730,641.84**	**857,764.00**
Category: 20 - Supplies									
051-5-6001-21100	Supplies		3,318.65	3,856.28	3,500.00	3,500.00	4,047.40	3,500.00	4,000.00
Budget Detail									
Budget Code	**Description**	**Units**	**Price**	**Amount**					
City Manager	Increase Per CM	0.00	0.00	500.00					
City Manager	Supplies	1.00	3,500.00	3,500.00					

			2021 Total Activity	2022 Total Activity	2023 Original Budget	2023 Total Budget (Amended)	2023 YTD Activity	2023 Expected Annual	2024 City Manager Proposed
051-5-6001-21194	COID-19 EVENT		755.25	0.00	0.00	0.00	0.00		
051-5-6001-21200	Uniforms & Personal Wear		990.31	982.14	1,625.00	925.00	650.67	925.00	1,000.00
Budget Detail									
Budget Code	**Description**	**Units**	**Price**	**Amount**					
City Manager	Boot Reimbursement (1YR Replacement)	7.00	75.00	525.00					
City Manager	Boot Remibursement (2YR Replacement)	3.00	100.00	300.00					
City Manager	PPE / Rain Gear	1.00	800.00	800.00					
City Manager	Reduction Per CM	0.00	0.00	-625.00					
051-5-6001-21400	Chemicals		285.11	182.74	700.00	700.00	277.47	500.00	700.00
Budget Detail									
Budget Code	**Description**	**Units**	**Price**	**Amount**					
City Manager	Disinfectant	1.00	700.00	700.00					
051-5-6001-21500	Motor Gas & Oil		26,828.30	40,583.91	33,000.00	41,254.01	26,446.91	41,254.01	34,800.00
Budget Detail									
Budget Code	**Description**	**Units**	**Price**	**Amount**					
City Manager	Gas Allocation	12.00	2,800.00	33,600.00					
City Manager	Oil Allocation	12.00	100.00	1,200.00					
051-5-6001-21700	Minor Eq/Furniture		8,617.26	15,225.34	10,000.00	10,000.00	10,562.01	10,352.29	10,000.00
Budget Detail									
Budget Code	**Description**	**Units**	**Price**	**Amount**					
City Manager	1" Meter Pumps	3.00	352.00	1,056.00					
City Manager	3" Water Pump	3.00	500.00	1,500.00					
City Manager	4" Trash Pump	2.00	1,734.00	3,468.00					
City Manager	Hand Tools & Supplies	1.00	2,976.00	2,976.00					
City Manager	Traffic Control Signs & Cones	1.00	1,000.00	1,000.00					
051-5-6001-22400	Medical Supplies		99.90	0.00	100.00	100.00	0.00	100.00	100.00
Budget Detail									
Budget Code	**Description**	**Units**	**Price**	**Amount**					
City Manager	First Aid Kits	10.00	10.00	100.00					
	Category: 20 - Supplies Total:		**40,894.78**	**60,830.41**	**48,925.00**	**56,479.01**	**41,984.46**	**56,631.30**	**50,600.00**
Category: 30 - Services									
051-5-6001-31100	Communications		1,654.76	2,321.54	2,268.00	2,268.00	1,935.10	2,267.01	2,280.00
Budget Detail									
Budget Code	**Description**	**Units**	**Price**	**Amount**					
City Manager	Verizon Services	12.00	190.00	2,280.00					

			2021 Total Activity	2022 Total Activity	2023 Original Budget	2023 Total Budget (Amended)	2023 YTD Activity	2023 Expected Annual	2024 City Manager Proposed
051-5-6001-31400	Professional Services		4,500.00	1,167.00	5,000.00	27,838.00	22,444.00	27,838.00	5,000.00
Budget Detail									
Budget Code	**Description**	**Units**	**Price**	**Amount**					
City Manager	Emergency Repair For RCCP	1.00	5,000.00	5,000.00					
051-5-6001-31425	Prof. Services-GPS		2,055.59	2,562.00	2,200.00	2,496.00	2,288.00	2,704.00	2,496.00
Budget Detail									
Budget Code	**Description**	**Units**	**Price**	**Amount**					
City Manager	Increase Per CM	0.00	0.00	296.00					
City Manager	Network Fleet GPS	1.00	2,200.00	2,200.00					
051-5-6001-31470	Prof Svcs - Audit Services		9,848.00	11,402.59	13,186.00	13,186.00	12,122.60	13,186.00	13,186.00
051-5-6001-31500	Printing & Publishing		260.86	187.29	300.00	159.00	172.09	158.46	300.00
Budget Detail									
Budget Code	**Description**	**Units**	**Price**	**Amount**					
City Manager	Business Cards	1.00	88.00	88.00					
City Manager	Door Hangers	1.00	212.00	212.00					
051-5-6001-31600	Training & Travel		1,781.00	360.64	2,420.00	2,020.00	995.00	2,020.00	2,420.00
Budget Detail									
Budget Code	**Description**	**Units**	**Price**	**Amount**					
City Manager	License Certification Renewal	1.00	110.00	110.00					
City Manager	License Certification Training	1.00	700.00	700.00					
City Manager	Regional Water Conference	1.00	690.00	690.00					
City Manager	TCEQ Conference	1.00	920.00	920.00					
051-5-6001-31700	Memberships & Dues		105.00	200.00	500.00	200.00	145.00	200.00	500.00
Budget Detail									
Budget Code	**Description**	**Units**	**Price**	**Amount**					
City Manager	TWUA & WEAT	1.00	500.00	500.00					
051-5-6001-31800	Equipment Rent		788.88	1,631.60	1,500.00	703.00	774.20	702.24	1,500.00
Budget Detail									
Budget Code	**Description**	**Units**	**Price**	**Amount**					
City Manager	Backhoe/Specialty Equipment	1.00	1,500.00	1,500.00					
051-5-6001-31900	Catering		0.00	119.09	300.00	300.00	0.00	300.00	300.00
Budget Detail									
Budget Code	**Description**	**Units**	**Price**	**Amount**					
City Manager	Food & Drinks	1.00	300.00	300.00					

			2021 Total Activity	2022 Total Activity	2023 Original Budget	2023 Total Budget (Amended)	2023 YTD Activity	2023 Expected Annual	2024 City Manager Proposed
051-5-6001-32100	State Fees		0.00	0.00	500.00	0.00	0.00		500.00
Budget Detail									
Budget Code	**Description**	**Units**	**Price**	**Amount**					
City Manager	RailRoad Commission Utility Breaks	1.00	500.00	500.00					
051-5-6001-32400	Laundry		5,976.32	5,677.85	6,000.00	5,320.50	4,581.03	5,320.50	6,000.00
Budget Detail									
Budget Code	**Description**	**Units**	**Price**	**Amount**					
City Manager	Uniform Service	1.00	6,000.00	6,000.00					
051-5-6001-33501	Insurance-Property/Liability		32,960.69	31,699.20	58,281.00	74,959.82	44,004.65	71,401.36	75,051.00
Budget Detail									
Budget Code	**Description**	**Units**	**Price**	**Amount**					
City Manager	TML Risk Pool	12.00	2,240.00	26,880.00					
City Manager	Windstorm - 19.19% Allocation	12.00	4,014.25	48,171.00					
	Category: 30 - Services Total:		**59,931.10**	**57,328.80**	**92,455.00**	**129,450.32**	**89,461.67**	**126,097.57**	**109,533.00**
Category: 40 - Repairs									
051-5-6001-41100	Vehicle Maintenance		51,076.99	22,274.32	30,000.00	22,129.49	26,743.29	22,129.49	30,000.00
Budget Detail									
Budget Code	**Description**	**Units**	**Price**	**Amount**					
City Manager	Equipment Repairs & PM'S	1.00	30,000.00	30,000.00					
051-5-6001-41400	Equipment Maintenance		0.00	1,040.52	2,000.00	2,000.00	1,712.12	2,000.00	2,000.00
Budget Detail									
Budget Code	**Description**	**Units**	**Price**	**Amount**					
City Manager	Pump & Power Tool Repair	1.00	2,000.00	2,000.00					
	Category: 40 - Repairs Total:		**51,076.99**	**23,314.84**	**32,000.00**	**24,129.49**	**28,455.41**	**24,129.49**	**32,000.00**
Category: 50 - Maintenance									
051-5-6001-54100	Water Line		22,848.36	166,342.97	310,000.00	290,000.00	284,205.71	290,000.00	310,000.00
Budget Detail									
Budget Code	**Description**	**Units**	**Price**	**Amount**					
City Manager	Repair & Replace Waterline	1.00	260,000.00	260,000.00					
City Manager	Street Repair & Concrete Repair	1.00	50,000.00	50,000.00					
	Category: 50 - Maintenance Total:		**22,848.36**	**166,342.97**	**310,000.00**	**290,000.00**	**284,205.71**	**290,000.00**	**310,000.00**
Category: 70 - Capital Outlay									
051-5-6001-71200	Machinery/Equipment		0.00	0.00	33,490.00	33,490.00	0.00	33,490.00	
	Category: 70 - Capital Outlay Total:		**0.00**	**0.00**	**33,490.00**	**33,490.00**	**0.00**	**33,490.00**	**0.00**

			2021 Total Activity	2022 Total Activity	2023 Original Budget	2023 Total Budget (Amended)	2023 YTD Activity	2023 Expected Annual	2024 City Manager Proposed
Category: 86 - Budget Amendment Reserve									
051-5-6001-86000	Budget Amendment Reserve		0.00	0.00	150,000.00	16,573.39	0.00	150,000.00	150,000.00
Category: 86 - Budget Amendment Reserve Total:			**0.00**	**0.00**	**150,000.00**	**16,573.39**	**0.00**	**150,000.00**	**150,000.00**
Division: 6001 - Water Construction Total:			**765,908.94**	**943,980.19**	**1,446,809.00**	**1,330,061.21**	**1,053,452.54**	**1,410,990.20**	**1,509,897.00**
Division: 6002 - Water Production									
Category: 10 - Personnel Services									
051-5-6002-11100	Salaries & Wages		145,458.68	177,782.02	201,399.00	193,456.65	145,176.41	181,817.48	225,705.00
Budget Detail									
Budget Code	**Description**	**Units**	**Price**	**Amount**					
City Manager	(3) WP Operators	0.00	0.00	102,544.00					
City Manager	Additional	0.00	0.00	20,740.79					
City Manager	Anniversary Increases	0.00	0.00	596.72					
City Manager	Supervisor & Maint Worker	0.00	0.00	99,382.40					
City Manager	YE 9 day asscrual less PY credit	0.00	0.00	2,441.09					
051-5-6002-11200	Overtime		11,475.90	13,448.61	10,740.00	13,461.28	9,929.00	13,461.28	10,784.00
Budget Detail									
Budget Code	**Description**	**Units**	**Price**	**Amount**					
City Manager	Core Budget	0.00	0.00	10,710.00					
City Manager	YE 9 day accrual less PY credit	0.00	0.00	74.00					
051-5-6002-11301	Longevity - Non Civil Service		1,948.85	3,291.44	3,610.00	3,610.00	2,622.83	3,335.84	3,158.00
Budget Detail									
Budget Code	**Description**	**Units**	**Price**	**Amount**					
City Manager	63 Years of Service	63.00	60.00	3,780.00					
City Manager	Reduction	0.00	0.00	-660.00					
City Manager	YE 9 day accrual less PY credit	0.00	0.00	38.00					
051-5-6002-11400	Retirement - TMRS		13,702.71	14,639.01	17,670.00	17,670.00	12,917.13	15,810.61	21,766.00
Budget Detail									
Budget Code	**Description**	**Units**	**Price**	**Amount**					
City Manager	Additional	0.00	0.00	1,155.00					
City Manager	Total Salaries @ 9.09%	224,391.45	0.09	20,397.18					
City Manager	YE 9 day accrual less PY credit	0.00	0.00	213.82					
051-5-6002-11500	FICA		11,865.76	14,408.30	16,606.00	16,606.00	11,672.49	14,212.15	18,346.00
Budget Detail									
Budget Code	**Description**	**Units**	**Price**	**Amount**					
City Manager	Additional	0.00	0.00	971.00					
City Manager	Total Salaries @ 7.65%	224,391.45	0.08	17,165.95					

			2021 Total Activity	2022 Total Activity	2023 Original Budget	2023 Total Budget (Amended)	2023 YTD Activity	2023 Expected Annual	2024 City Manager Proposed
City Manager	YE 9 day accrual less PY credit	0.00	0.00	209.05					
051-5-6002-11600	Group Health Insurance		40,096.08	67,525.00	35,399.00	35,399.00	28,608.80	28,608.80	40,373.00
Budget Detail									
Budget Code	**Description**	**Units**	**Price**	**Amount**					
City Manager	(1) PPO Plan	0.00	0.00	13,149.00					
City Manager	(2) EPO Plans	0.00	0.00	19,925.00					
City Manager	(2) HMO Plans	0.00	0.00	13,359.00					
City Manager	Reduction	0.00	0.00	-6,060.00					
051-5-6002-11700	Workers' Compensation		2,455.42	3,453.29	3,897.00	3,897.00	2,680.13	3,209.15	6,829.00
Budget Detail									
Budget Code	**Description**	**Units**	**Price**	**Amount**					
City Manager	(5) WC Code 7520-Total Salaries divided by 1	2,243.91	4.50	10,097.60					
City Manager	Additional	0.00	0.00	2,789.00					
City Manager	Less Experience Modifier	10,097.60	-0.50	-5,048.80					
City Manager	Less Fund Discount	5,048.80	-0.20	-1,009.76					
City Manager	Whole Dollar Rounding	0.00	0.00	0.96					
051-5-6002-11800	Unemployment Compensation		813.11	44.95	1,264.00	1,264.00	36.22	78.86	430.00
Budget Detail									
Budget Code	**Description**	**Units**	**Price**	**Amount**					
City Manager	(5) Employees @ $86	5.00	86.00	430.00					
051-5-6002-12200	Certification Pay		587.09	1,303.39	1,326.00	1,326.00	1,003.26	1,019.43	
051-5-6002-12300	Life Insurance		286.56	310.86	425.00	425.00	302.40	355.68	467.00
Budget Detail									
Budget Code	**Description**	**Units**	**Price**	**Amount**					
City Manager	(1) Max Coverage	1.00	108.00	108.00					
City Manager	Additional	0.00	0.00	30.00					
City Manager	Base Coverage	152,000.00	0.00	27.36					
City Manager	Base Coverage Rate for remaining 11 month	11.00	27.36	300.96					
City Manager	Whole Dollar Rounding	0.00	0.00	0.68					
051-5-6002-13100	Hazard Pay		1,200.00	0.00	0.00	0.00	0.00		
	Category: 10 - Personnel Services Total:		**229,890.16**	**296,206.87**	**292,336.00**	**287,114.93**	**214,948.67**	**261,909.28**	**327,858.00**

			2021 Total Activity	2022 Total Activity	2023 Original Budget	2023 Total Budget (Amended)	2023 YTD Activity	2023 Expected Annual	2024 City Manager Proposed
Category: 20 - Supplies									
051-5-6002-21100	Supplies		1,038.89	928.40	2,000.00	2,000.00	483.45	2,000.00	2,015.00
Budget Detail									
Budget Code	**Description**	**Units**	**Price**	**Amount**					
City Manager	Office / field supplies	1.00	2,015.00	2,015.00					
051-5-6002-21200	Uniforms & Personal Wear		76.07	582.37	900.00	900.00	64.98	900.00	900.00
Budget Detail									
Budget Code	**Description**	**Units**	**Price**	**Amount**					
City Manager	Boot reimbursement 1 year	4.00	75.00	300.00					
City Manager	Boot reimbursement 2 year	1.00	100.00	100.00					
City Manager	PPE & rain gear	1.00	500.00	500.00					
051-5-6002-21400	Chemicals		55,282.79	66,052.56	70,000.00	70,000.00	65,059.78	70,000.00	70,000.00
Budget Detail									
Budget Code	**Description**	**Units**	**Price**	**Amount**					
City Manager	Chlorine & ammonia	1.00	70,000.00	70,000.00					
051-5-6002-21500	Motor Gas & Oil		10,524.70	15,994.65	14,300.00	14,316.93	9,348.95	14,316.93	13,500.00
Budget Detail									
Budget Code	**Description**	**Units**	**Price**	**Amount**					
City Manager	Gas Allocation	12.00	1,100.00	13,200.00					
City Manager	Oil Allocation	12.00	90.00	1,080.00					
City Manager	Reduction Per CM	0.00	0.00	-780.00					
051-5-6002-21700	Minor Eq/Furniture		8,533.49	8,419.74	8,728.00	8,728.00	2,832.63	5,728.00	8,728.00
Budget Detail									
Budget Code	**Description**	**Units**	**Price**	**Amount**					
City Manager	Ammonia test kits	1.00	1,400.00	1,400.00					
City Manager	Hand / power tools	1.00	2,000.00	2,000.00					
City Manager	Solo G2 Digital indicators	2.00	2,514.00	5,028.00					
City Manager	Weedeater	1.00	300.00	300.00					
051-5-6002-22400	Medical Supplies		39.96	0.00	40.00	40.00	0.00	40.00	40.00
Budget Detail									
Budget Code	**Description**	**Units**	**Price**	**Amount**					
City Manager	First aid supplies	1.00	40.00	40.00					
	Category: 20 - Supplies Total:		**75,495.90**	**91,977.72**	**95,968.00**	**95,984.93**	**77,789.79**	**92,984.93**	**95,183.00**

			2021 Total Activity	2022 Total Activity	2023 Original Budget	2023 Total Budget (Amended)	2023 YTD Activity	2023 Expected Annual	2024 City Manager Proposed
Category: 30 - Services									
051-5-6002-31100	Communications		1,942.88	2,086.32	2,100.00	2,100.00	1,685.00	2,018.65	2,112.00
Budget Detail									
Budget Code	**Description**	**Units**	**Price**	**Amount**					
City Manager	MiFi device	12.00	28.00	336.00					
City Manager	Verizon phone service	12.00	148.00	1,776.00					
051-5-6002-31300	Postage & Freight		2,507.00	2,107.38	2,500.00	2,500.00	2,499.33	2,500.00	2,500.00
Budget Detail									
Budget Code	**Description**	**Units**	**Price**	**Amount**					
City Manager	Water samples & quality reports	1.00	2,500.00	2,500.00					
051-5-6002-31400	Professional Services		84,666.77	48,249.59	69,000.00	69,000.00	53,879.38	69,000.00	69,000.00
Budget Detail									
Budget Code	**Description**	**Units**	**Price**	**Amount**					
City Manager	Bacteriological samples	1.00	24,000.00	24,000.00					
City Manager	Generator maintenance	1.00	15,000.00	15,000.00					
City Manager	TCEQ samples	1.00	10,000.00	10,000.00					
City Manager	Technical samples	1.00	20,000.00	20,000.00					
051-5-6002-31425	Prof. Services-GPS		768.00	971.19	975.00	975.00	880.00	975.00	960.00
Budget Detail									
Budget Code	**Description**	**Units**	**Price**	**Amount**					
City Manager	GPS units	5.00	192.00	960.00					
051-5-6002-31470	Prof Svcs - Audit Services		12,025.00	12,800.88	13,852.00	13,852.00	12,759.48	13,852.00	13,852.00
051-5-6002-31500	Printing & Publishing		2,289.20	2,444.95	3,000.00	3,000.00	2,577.59	3,000.00	3,000.00
Budget Detail									
Budget Code	**Description**	**Units**	**Price**	**Amount**					
City Manager	Water quality reports & public notices	1.00	3,000.00	3,000.00					
051-5-6002-31600	Training & Travel		1,751.99	1,092.58	4,000.00	4,000.00	1,909.93	4,000.00	4,000.00
Budget Detail									
Budget Code	**Description**	**Units**	**Price**	**Amount**					
City Manager	Employee certification training	1.00	2,300.00	2,300.00					
City Manager	Regional Water Confernece Eagle Pass	1.00	500.00	500.00					
City Manager	Texas Water Conference	1.00	1,200.00	1,200.00					
051-5-6002-31700	Memberships & Dues		397.94	672.99	800.00	800.00	385.00	800.00	800.00

			2021 Total Activity	2022 Total Activity	2023 Original Budget	2023 Total Budget (Amended)	2023 YTD Activity	2023 Expected Annual	2024 City Manager Proposed
Budget Detail									
Budget Code	**Description**	**Units**	**Price**	**Amount**					
City Manager	TWUA, AWWA & WEAT	1.00	800.00	800.00					
051-5-6002-31900	Catering		0.00	0.00	44.00	44.00	0.00	40.00	44.00
Budget Detail									
Budget Code	**Description**	**Units**	**Price**	**Amount**					
City Manager	Snacks & drinks	1.00	44.00	44.00					
051-5-6002-32100	State Fees		25,460.40	25,460.40	27,918.00	27,918.00	25,521.65	27,918.00	27,918.00
Budget Detail									
Budget Code	**Description**	**Units**	**Price**	**Amount**					
City Manager	TCEQ Annual water system fee	1.00	27,918.00	27,918.00					
051-5-6002-32300	Utilities		235,087.51	277,495.46	265,000.00	292,507.00	213,229.70	292,506.99	285,000.00
Budget Detail									
Budget Code	**Description**	**Units**	**Price**	**Amount**					
City Manager	GEXA-Electric	12.00	24,400.00	292,800.00					
City Manager	Reduction Per CM	0.00	0.00	-7,800.00					
051-5-6002-32400	Laundry		1,481.64	1,699.37	1,750.00	1,750.00	1,209.90	1,750.00	1,750.00
Budget Detail									
Budget Code	**Description**	**Units**	**Price**	**Amount**					
City Manager	Laundry uniform service	1.00	1,750.00	1,750.00					
051-5-6002-33101	Subscriptions & Dues		0.00	0.00	350.00	350.00	0.00	300.00	350.00
Budget Detail									
Budget Code	**Description**	**Units**	**Price**	**Amount**					
City Manager	Subscriptions & dues	1.00	350.00	350.00					
051-5-6002-33501	Insurance-Property/Liability		59,832.87	54,588.19	61,217.00	78,730.20	46,289.67	75,115.98	78,529.00
Budget Detail									
Budget Code	**Description**	**Units**	**Price**	**Amount**					
City Manager	Premium Increase Contingency	0.00	0.00	2,400.00					
City Manager	TML	12.00	2,100.00	25,200.00					
City Manager	Underground Storage Tanks	0.00	0.00	350.00					
City Manager	Windstorm - 20.15% Allocation	0.00	0.00	50,579.00					
051-5-6002-34301	Other Services-STWA		390,179.63	400,076.26	410,000.00	410,000.00	323,348.73	410,000.00	410,000.00

			2021 Total Activity	2022 Total Activity	2023 Original Budget	2023 Total Budget (Amended)	2023 YTD Activity	2023 Expected Annual	2024 City Manager Proposed
Budget Detail									
Budget Code	**Description**	**Units**	**Price**	**Amount**					
City Manager	STWA surface water contract	1.00	410,000.00	410,000.00					
	Category: 30 - Services Total:		**818,390.83**	**829,745.56**	**862,506.00**	**907,526.20**	**686,175.36**	**903,776.62**	**899,815.00**
Category: 40 - Repairs									
051-5-6002-41100	Vehicle Maintenance		3,290.84	4,634.62	3,750.00	3,750.00	3,839.78	3,750.00	3,750.00
Budget Detail									
Budget Code	**Description**	**Units**	**Price**	**Amount**					
City Manager	Vehicle maintenance	1.00	3,750.00	3,750.00					
051-5-6002-41400	Equipment Maintenance		2,263.38	659.45	1,000.00	1,000.00	323.39	1,000.00	1,000.00
Budget Detail									
Budget Code	**Description**	**Units**	**Price**	**Amount**					
City Manager	Pump & mower repairs	1.00	1,000.00	1,000.00					
	Category: 40 - Repairs Total:		**5,554.22**	**5,294.07**	**4,750.00**	**4,750.00**	**4,163.17**	**4,750.00**	**4,750.00**
Category: 50 - Maintenance									
051-5-6002-54300	Utility Plant		56,272.04	256,380.06	122,375.00	122,375.00	66,140.96	122,375.00	90,000.00
Budget Detail									
Budget Code	**Description**	**Units**	**Price**	**Amount**					
City Manager	125 Hp well pump	1.00	25,000.00	25,000.00					
City Manager	Water well maintenance	1.00	65,000.00	65,000.00					
	Category: 50 - Maintenance Total:		**56,272.04**	**256,380.06**	**122,375.00**	**122,375.00**	**66,140.96**	**122,375.00**	**90,000.00**
Category: 70 - Capital Outlay									
051-5-6002-71200	Machinery/Equipment		0.00	0.00	15,435.00	15,435.00	0.00	15,435.00	
	Category: 70 - Capital Outlay Total:		**0.00**	**0.00**	**15,435.00**	**15,435.00**	**0.00**	**15,435.00**	**0.00**
	Division: 6002 - Water Production Total:		**1,185,603.15**	**1,479,604.28**	**1,393,370.00**	**1,433,186.06**	**1,049,217.95**	**1,401,230.83**	**1,417,606.00**
	Department : 600 - Water Total:		**1,951,512.09**	**2,423,584.47**	**2,840,179.00**	**2,763,247.27**	**2,102,670.49**	**2,812,221.03**	**2,927,503.00**

			2021 Total Activity	2022 Total Activity	2023 Original Budget	2023 Total Budget (Amended)	2023 YTD Activity	2023 Expected Annual	2024 City Manager Proposed
Department : 610 - Ground Maintenance									
Division: 6101 - Ground Maintenance									
Category: 10 - Personnel Services									
051-5-6101-11100	Salaries & Wages		63,659.24	58,797.44	116,938.00	117,037.58	94,952.85	117,037.58	138,524.00
Budget Detail									
Budget Code	**Description**	**Units**	**Price**	**Amount**					
City Manager	Additional	0.00	0.00	20,164.30					
City Manager	Anniversay Increases	0.00	0.00	762.67					
City Manager	Equip Oper & (3) Maint Workers	0.00	0.00	116,043.20					
City Manager	YE 9 day accrual less PY credit	0.00	0.00	1,553.83					
051-5-6101-11200	Overtime		4,125.49	5,503.85	5,014.00	10,861.04	8,057.46	10,861.04	5,022.00
Budget Detail									
Budget Code	**Description**	**Units**	**Price**	**Amount**					
City Manager	Core Budget	0.00	0.00	5,000.00					
City Manager	YE 9 day accrual less PY credit	0.00	0.00	22.00					
051-5-6101-11301	Longevity - Non Civil Service		101.44	153.55	722.00	722.00	343.64	397.88	673.00
Budget Detail									
Budget Code	**Description**	**Units**	**Price**	**Amount**					
City Manager	12 Years of Service	12.00	60.00	720.00					
City Manager	Reduction	0.00	0.00	-60.00					
City Manager	YE 9 day accrual less PY credit	0.00	0.00	13.00					
051-5-6101-11400	Retirement- TMRS		5,844.36	5,331.92	9,986.00	10,551.52	8,406.21	10,551.52	13,097.00
Budget Detail									
Budget Code	**Description**	**Units**	**Price**	**Amount**					
City Manager	Additional	0.00	0.00	1,511.00					
City Manager	Total Salaries @ 9.09%	126,007.13	0.09	11,454.05					
City Manager	YE 9 day accrual less PY credit	0.00	0.00	131.95					
051-5-6101-11500	FICA		4,846.13	4,665.76	9,385.00	9,540.24	7,367.14	9,540.24	11,041.00
Budget Detail									
Budget Code	**Description**	**Units**	**Price**	**Amount**					
City Manager	Additional	0.00	0.00	1,272.00					
City Manager	Total Salaries @ 7.65%	126,007.13	0.08	9,639.55					
City Manager	YE 9 day accrual less PY credit	0.00	0.00	129.45					
051-5-6101-11600	Group Health Insurance		38,243.00	43,942.00	46,103.00	46,103.00	36,760.75	36,760.75	48,703.00

			2021 Total Activity	2022 Total Activity	2023 Original Budget	2023 Total Budget (Amended)	2023 YTD Activity	2023 Expected Annual	2024 City Manager Proposed
Budget Detail									
Budget Code	**Description**	**Units**	**Price**	**Amount**					
City Manager	(1) HMO Plan	0.00	0.00	11,502.00					
City Manager	(3) EPO Plans	0.00	0.00	37,610.00					
City Manager	Reduction	0.00	0.00	-409.00					
051-5-6101-11700	Workers' Compensation		1,063.34	1,155.46	2,565.00	2,058.59	1,650.98	2,058.59	4,108.00
Budget Detail									
Budget Code	**Description**	**Units**	**Price**	**Amount**					
City Manager	(4) WC Code 7520-Total Salaries divided by :	1,260.07	4.50	5,670.32					
City Manager	Additional	0.00	0.00	1,839.00					
City Manager	Less Experience Modifier	5,670.32	-0.50	-2,835.16					
City Manager	Less Fund Discount	2,835.16	-0.20	-567.03					
City Manager	Whole Dollar Rounding	0.00	0.00	0.87					
051-5-6101-11800	Unemployment Compensation		987.99	54.97	1,011.00	54.17	37.25	54.17	369.00
Budget Detail									
Budget Code	**Description**	**Units**	**Price**	**Amount**					
City Manager	(4) Employees @ $86	4.00	86.00	344.00					
City Manager	YE 9 day accrual less PY credit	0.00	0.00	25.00					
051-5-6101-12300	Life Insurance		153.90	168.66	271.00	271.00	214.20	240.66	314.00
Budget Detail									
Budget Code	**Description**	**Units**	**Price**	**Amount**					
City Manager	Additional	0.00	0.00	37.00					
City Manager	Base Coverage	128,000.00	0.00	23.04					
City Manager	Base Coverage Rate for remaining 11 month	11.00	23.04	253.44					
City Manager	Whole Dollar Rounding	0.00	0.00	0.52					
051-5-6101-13100	Hazard Pay		900.00	0.00	0.00	0.00	0.00		
	Category: 10 - Personnel Services Total:		**119,924.89**	**119,773.61**	**191,995.00**	**197,199.14**	**157,790.48**	**187,502.43**	**221,851.00**
Category: 20 - Supplies									
051-5-6101-21100	Supplies		1,121.65	2,629.79	2,000.00	2,000.00	687.78	2,000.00	2,000.00
Budget Detail									
Budget Code	**Description**	**Units**	**Price**	**Amount**					
City Manager	String, blades & chains	1.00	2,000.00	2,000.00					
051-5-6101-21200	Uniforms & Personal Wear		232.86	326.00	575.00	575.00	239.94	575.00	575.00
Budget Detail									
Budget Code	**Description**	**Units**	**Price**	**Amount**					
City Manager	Boot reimbursement 1 year	1.00	75.00	75.00					

			2021 Total Activity	2022 Total Activity	2023 Original Budget	2023 Total Budget (Amended)	2023 YTD Activity	2023 Expected Annual	2024 City Manager Proposed
City Manager	Boot reimbursement 2 year	1.00	100.00	100.00					
City Manager	PPE	1.00	400.00	400.00					
051-5-6101-21500	Motor Gas & Oil		7,456.75	5,110.17	3,500.00	5,938.63	5,047.04	5,938.63	6,600.00
Budget Detail									
Budget Code	**Description**	**Units**	**Price**	**Amount**					
City Manager	Gas Allocation	12.00	400.00	4,800.00					
City Manager	Oil Allocation	12.00	150.00	1,800.00					
051-5-6101-21700	Minor Eq/Furniture		631.97	826.89	1,000.00	1,000.00	114.37	1,000.00	1,000.00
Budget Detail									
Budget Code	**Description**	**Units**	**Price**	**Amount**					
City Manager	Hand tools	1.00	1,000.00	1,000.00					
051-5-6101-22400	Medical Supplies		59.94	0.00	60.00	60.00	0.00	60.00	60.00
Budget Detail									
Budget Code	**Description**	**Units**	**Price**	**Amount**					
City Manager	First aid supplies	1.00	60.00	60.00					
	Category: 20 - Supplies Total:		**9,503.17**	**8,892.85**	**7,135.00**	**9,573.63**	**6,089.13**	**9,573.63**	**10,235.00**
Category: 30 - Services									
051-5-6101-31400	Professional Services		0.00	2,597.00	2,000.00	2,000.00	0.00	2,000.00	2,000.00
Budget Detail									
Budget Code	**Description**	**Units**	**Price**	**Amount**					
City Manager	Equipment hauling	1.00	2,000.00	2,000.00					
051-5-6101-31470	Prof Svcs - Audit Services		1,769.00	1,833.98	1,984.00	1,984.00	1,894.92	1,984.00	1,984.00
051-5-6101-31600	Training & Travel		0.00	0.00	0.00	255.00	0.00	255.00	
051-5-6101-31800	Equipment Rent		0.00	0.00	9,000.00	6,561.37	3,950.59	6,561.37	9,000.00
Budget Detail									
Budget Code	**Description**	**Units**	**Price**	**Amount**					
City Manager	Long reach excavator	1.00	9,000.00	9,000.00					
051-5-6101-31900	Catering		0.00	0.00	0.00	0.00	55.96		
051-5-6101-32400	Laundry		1,300.00	1,346.00	1,500.00	1,500.00	1,325.35	1,500.00	1,500.00
Budget Detail									
Budget Code	**Description**	**Units**	**Price**	**Amount**					
City Manager	Laundry uniform services	1.00	1,500.00	1,500.00					
051-5-6101-33501	Insurance-Property/Liability		5,477.76	5,277.27	9,735.00	12,524.95	7,059.86	11,430.33	13,308.00

			2021 Total Activity	2022 Total Activity	2023 Original Budget	2023 Total Budget (Amended)	2023 YTD Activity	2023 Expected Annual	2024 City Manager Proposed
Budget Detail									
Budget Code	**Description**	**Units**	**Price**	**Amount**					
City Manager	Premium Increase Contingency	0.00	0.00	1,000.00					
City Manager	TML Risk Pool	12.00	350.00	4,200.00					
City Manager	Underground Storage Tanks	0.00	0.00	50.00					
City Manager	Windstorm - 3.21% Allocation	0.00	0.00	8,058.00					
	Category: 30 - Services Total:		**8,546.76**	**11,054.25**	**24,219.00**	**24,825.32**	**14,286.68**	**23,730.70**	**27,792.00**
Category: 40 - Repairs									
051-5-6101-41100	Vehicle Maintenance		18,125.82	28,473.58	15,000.00	14,745.00	8,624.32	14,745.00	15,000.00
Budget Detail									
Budget Code	**Description**	**Units**	**Price**	**Amount**					
City Manager	Street sweeper / mower repairs	1.00	15,000.00	15,000.00					
051-5-6101-41400	Equipment Maintenance		2,214.24	2,137.16	2,500.00	2,500.00	1,513.19	2,500.00	2,500.00
Budget Detail									
Budget Code	**Description**	**Units**	**Price**	**Amount**					
City Manager	Shredders & small engine repairs	1.00	2,500.00	2,500.00					
	Category: 40 - Repairs Total:		**20,340.06**	**30,610.74**	**17,500.00**	**17,245.00**	**10,137.51**	**17,245.00**	**17,500.00**
	Division: 6101 - Ground Maintenance Total:		**158,314.88**	**170,331.45**	**240,849.00**	**248,843.09**	**188,303.80**	**238,051.76**	**277,378.00**
	Department : 610 - Ground Maintenance Total:		**158,314.88**	**170,331.45**	**240,849.00**	**248,843.09**	**188,303.80**	**238,051.76**	**277,378.00**
Department : 620 - Utility Billing									
Division: 6201 - Collections									
Category: 10 - Personnel Services									
051-5-6201-11100	Salaries & Wages		191,367.94	270,521.50	287,581.00	287,571.30	238,680.46	287,407.03	328,323.00
Budget Detail									
Budget Code	**Description**	**Units**	**Price**	**Amount**					
City Manager	(3) Cust Servic Reps	0.00	0.00	87,609.60					
City Manager	Additional	0.00	0.00	35,111.31					
City Manager	Anniversary Increases	0.00	0.00	3,080.06					
City Manager	Foreman & Meter Tech	0.00	0.00	75,795.20					
City Manager	Supervisor & (2) Billing Specialists	0.00	0.00	123,905.60					
City Manager	YE 9 day accrual less PY credit	0.00	0.00	2,821.23					
051-5-6201-11200	Overtime		801.36	1,316.74	1,231.00	1,240.70	1,041.53	1,240.70	1,227.00
Budget Detail									
Budget Code	**Description**	**Units**	**Price**	**Amount**					
City Manager	Core Budget	0.00	0.00	1,227.00					

			2021 Total Activity	2022 Total Activity	2023 Original Budget	2023 Total Budget (Amended)	2023 YTD Activity	2023 Expected Annual	2024 City Manager Proposed
051-5-6201-11301	Longevity - Non Civil Service		1,911.96	4,777.67	4,934.00	4,934.00	3,900.06	4,744.67	4,735.00
Budget Detail									
Budget Code	**Description**	**Units**	**Price**	**Amount**					
City Manager	88 Years of Service	88.00	60.00	5,280.00					
City Manager	Reduction	0.00	0.00	-600.00					
City Manager	YE 9 day accrual less PY credit	0.00	0.00	55.00					
051-5-6201-11400	Retirement - TMRS		16,683.23	22,721.02	23,912.00	23,912.00	19,823.07	23,889.34	30,367.00
Budget Detail									
Budget Code	**Description**	**Units**	**Price**	**Amount**					
City Manager	Additional	0.00	0.00	2,354.00					
City Manager	Total Salaries @ 9.09%	305,516.78	0.09	27,771.48					
City Manager	YE 9 day accrual less PY credit	0.00	0.00	241.52					
051-5-6201-11500	FICA		14,046.31	20,033.28	22,472.00	22,472.00	17,050.25	20,513.94	25,606.00
Budget Detail									
Budget Code	**Description**	**Units**	**Price**	**Amount**					
City Manager	Additional	0.00	0.00	1,981.00					
City Manager	Total Salaries @ 7.65%	305,516.78	0.08	23,372.03					
City Manager	YE 9 day accrual less PY credit	0.00	0.00	252.97					
051-5-6201-11600	Group Health Insurance		82,984.00	120,711.00	95,885.00	95,885.00	78,071.84	78,071.84	111,449.00
Budget Detail									
Budget Code	**Description**	**Units**	**Price**	**Amount**					
City Manager	(2) EPO Plans	0.00	0.00	46,864.00					
City Manager	(4) PPO Plans	0.00	0.00	57,496.00					
City Manager	Additional	0.00	0.00	7,089.00					
051-5-6201-11700	Workers' Compensation		281.79	1,664.82	1,770.00	1,770.00	1,390.08	1,523.27	3,156.00
Budget Detail									
Budget Code	**Description**	**Units**	**Price**	**Amount**					
City Manager	(2) WC Code 7520-Total Salaries divided by 1	810.96	4.50	3,649.32					
City Manager	(4) WC Code 8810-Total Salaries divided by 1	2,244.21	0.41	920.13					
City Manager	Additional	0.00	0.00	1,328.00					
City Manager	Less Experience Modifier	4,569.45	-0.50	-2,284.72					
City Manager	Less Fund Discount	2,284.72	-0.20	-456.94					
City Manager	Whole Dollar Rounding	0.00	0.00	0.21					
051-5-6201-11800	Unemployment Compensation		1,512.04	86.36	2,022.00	799.64	74.11	206.82	688.00

			2021 Total Activity	2022 Total Activity	2023 Original Budget	2023 Total Budget (Amended)	2023 YTD Activity	2023 Expected Annual	2024 City Manager Proposed
Budget Detail									
Budget Code	**Description**	**Units**	**Price**	**Amount**					
City Manager	(8) Employees @ $86	8.00	86.00	688.00					
051-5-6201-12300	Life Insurance		411.30	576.72	624.00	624.00	552.24	608.40	698.00
Budget Detail									
Budget Code	**Description**	**Units**	**Price**	**Amount**					
City Manager	(1) Max Coverage	1.00	108.00	108.00					
City Manager	Additional	0.00	0.00	47.00					
City Manager	Base Coverage	251,000.00	0.00	45.18					
City Manager	Base Coverage Rate for remaining 11 month	11.00	45.18	496.98					
City Manager	Whole Dollar Rounding	0.00	0.00	0.84					
051-5-6201-13100	Hazard Pay		1,800.00	0.00	0.00	0.00	0.00		
	Category: 10 - Personnel Services Total:		**311,799.93**	**442,409.11**	**440,431.00**	**439,208.64**	**360,583.64**	**418,206.01**	**506,249.00**
Category: 20 - Supplies									
051-5-6201-21100	Supplies		2,393.06	3,318.96	2,500.00	3,366.76	3,107.72	2,866.76	3,250.00
Budget Detail									
Budget Code	**Description**	**Units**	**Price**	**Amount**					
City Manager	CM increased funding-Perm	0.00	0.00	500.00					
City Manager	Core Budget	0.00	0.00	2,500.00					
City Manager	Increase Per CM	0.00	0.00	250.00					
051-5-6201-21194	COVID-19 EVENT		251.75	0.00	0.00	0.00	0.00		
051-5-6201-21200	Uniforms & Personal Wear		0.00	398.99	610.00	610.00	0.00	610.00	610.00
Budget Detail									
Budget Code	**Description**	**Units**	**Price**	**Amount**					
City Manager	Boot Reimbursement	0.00	0.00	150.00					
City Manager	Shirts-Office Staff	0.00	0.00	360.00					
City Manager	Uniforms-Meter Readers	0.00	0.00	100.00					
051-5-6201-21400	Chemicals		0.00	0.00	100.00	100.00	0.00	100.00	100.00
Budget Detail									
Budget Code	**Description**	**Units**	**Price**	**Amount**					
City Manager	Pest Related Chemicals	0.00	0.00	100.00					
051-5-6201-21500	Motor Gas & Oil		0.00	4,854.07	4,200.00	5,124.78	3,504.51	5,124.78	5,000.00
Budget Detail									
Budget Code	**Description**	**Units**	**Price**	**Amount**					
City Manager	Gas Allocation	12.00	400.00	4,800.00					

			2021 Total Activity	2022 Total Activity	2023 Original Budget	2023 Total Budget (Amended)	2023 YTD Activity	2023 Expected Annual	2024 City Manager Proposed
City Manager	Oil Allocation	12.00	40.00	480.00					
City Manager	Reduction Per CM	0.00	0.00	-280.00					
051-5-6201-21700	Minor Eq/Furniture		0.00	95.46	200.00	0.00	255.99		
051-5-6201-22600	Computers & Associated Equip		0.00	0.00	0.00	22,173.00	22,172.62	22,172.62	22,180.00
Budget Detail									
Budget Code	**Description**	**Units**	**Price**	**Amount**					
City Manager	ERP Pro Utility Annual Fees	0.00	0.00	19,300.00					
City Manager	Utility Billing Online Component	0.00	0.00	2,880.00					
051-5-6201-22800	Water Meters & Parts		0.00	44,645.59	65,000.00	18,541.37	7,600.41	10,900.41	2,500.00
	Category: 20 - Supplies Total:		**2,644.81**	**53,313.07**	**72,610.00**	**49,915.91**	**36,641.25**	**41,774.57**	**33,640.00**
Category: 30 - Services									
051-5-6201-31100	Communications		0.00	1,599.02	2,352.00	2,352.00	1,906.72	2,296.70	2,352.00
Budget Detail									
Budget Code	**Description**	**Units**	**Price**	**Amount**					
City Manager	Verizon	12.00	196.00	2,352.00					
051-5-6201-31300	Postage & Freight		48,518.81	50,332.47	52,000.00	47,237.03	41,839.44	43,610.04	51,000.00
051-5-6201-31400	Professional Services		3,899.04	6,086.85	8,960.00	13,890.97	17,089.79	13,890.97	88,762.00
Budget Detail									
Budget Code	**Description**	**Units**	**Price**	**Amount**					
City Manager	Additional Messages/Calls	24,000.00	0.08	1,920.00					
City Manager	Beacon Mobile Service	4.00	457.00	1,828.00					
City Manager	Insite Service (Tyler Portal)	4.00	3,395.00	13,580.00					
City Manager	Kamstruck Annual Hosting Support Fees	0.00	0.00	13,310.00					
City Manager	Kamstruck Hosting Fee (4% annual increase)	0.00	0.00	15,024.00					
City Manager	Leak Detector Annual Software Lic/Support	0.00	0.00	31,659.00					
City Manager	Lien Recording Fees	0.00	0.00	500.00					
City Manager	Mobile Read Module	4.00	1,401.00	5,604.00					
City Manager	Orion Cellular	4.00	14.25	57.00					
City Manager	Text Messages	24,000.00	0.10	2,400.00					
City Manager	Voip Calls	24,000.00	0.12	2,880.00					
051-5-6201-31425	Prof.Services-GPS		0.00	384.00	384.00	416.00	352.00	416.00	384.00
Budget Detail									
Budget Code	**Description**	**Units**	**Price**	**Amount**					
City Manager	GPS Services	12.00	32.00	384.00					
051-5-6201-31470	Prof Svcs - Audit Services		4,604.00	8,768.41	8,177.00	8,177.00	7,335.89	8,177.00	8,177.00

			2021 Total Activity	2022 Total Activity	2023 Original Budget	2023 Total Budget (Amended)	2023 YTD Activity	2023 Expected Annual	2024 City Manager Proposed
051-5-6201-31475	Prof Svcs-SWR Collection Fees		751.13	101.04	500.00	500.00	0.00	500.00	500.00
051-5-6201-31500	Printing & Publishing		19,857.01	23,821.37	24,000.00	25,777.32	24,710.76	26,777.32	24,800.00
051-5-6201-31600	Training & Travel		0.00	150.00	1,000.00	0.00	0.00		700.00
051-5-6201-31900	Catering		0.00	34.99	0.00	0.00	0.00		
051-5-6201-32400	Laundry		0.00	1,314.35	1,000.00	1,763.50	1,511.36	1,763.50	2,100.00
Budget Detail									
Budget Code	**Description**	**Units**	**Price**	**Amount**					
City Manager	Laundry Service	12.00	175.00	2,100.00					
051-5-6201-33501	Insurance-Property/Liability		13,183.91	29,371.61	36,216.00	46,576.17	27,668.23	44,921.81	47,802.00
Budget Detail									
Budget Code	**Description**	**Units**	**Price**	**Amount**					
City Manager	Premium Increase Contingency	0.00	0.00	2,400.00					
City Manager	TML Risk Pool	12.00	1,275.00	15,300.00					
City Manager	Underground Storage Tanks	0.00	0.00	181.00					
City Manager	Windstorm - 11.92% Allocation	0.00	0.00	29,921.00					
051-5-6201-34200	CC Discount Fees		102,238.11	129,511.05	98,432.00	120,301.23	90,218.40	120,301.23	
	Category: 30 - Services Total:		**193,052.01**	**251,475.16**	**233,021.00**	**266,991.22**	**212,632.59**	**262,654.57**	**226,577.00**
Category: 40 - Repairs									
051-5-6201-41100	Vehicle Maintenance		0.00	2,999.81	2,500.00	3,375.81	3,097.57	3,375.81	3,000.00
Budget Detail									
Budget Code	**Description**	**Units**	**Price**	**Amount**					
City Manager	CM increased funding-Perm	0.00	0.00	500.00					
City Manager	Core Budget	0.00	0.00	2,500.00					
051-5-6201-41400	Equipment Maintenance		661.03	0.00	750.00	180.59	180.59	180.59	750.00
	Category: 40 - Repairs Total:		**661.03**	**2,999.81**	**3,250.00**	**3,556.40**	**3,278.16**	**3,556.40**	**3,750.00**
Category: 50 - Maintenance									
051-5-6201-54200	Water Meter Parts		0.00	11,069.49	0.00	0.00	0.00		
	Category: 50 - Maintenance Total:		**0.00**	**11,069.49**	**0.00**	**0.00**	**0.00**	**0.00**	**0.00**

		2021 Total Activity	2022 Total Activity	2023 Original Budget	2023 Total Budget (Amended)	2023 YTD Activity	2023 Expected Annual	2024 City Manager Proposed
Category: 60 - Leases								
051-5-6201-64100	Operating Lease	11,631.19	12,181.83	12,516.00	12,516.00	8,617.02	11,249.92	10,388.00

Budget Detail

Budget Code	Description	Units	Price	Amount
City Manager	Copier Lease	12.00	256.00	3,072.00
City Manager	Folding Machine	12.00	543.00	6,516.00
City Manager	Inserts	4.00	200.00	800.00

	Category: 60 - Leases Total:	**11,631.19**	**12,181.83**	**12,516.00**	**12,516.00**	**8,617.02**	**11,249.92**	**10,388.00**
	Division: 6201 - Collections Total:	**519,788.97**	**773,448.47**	**761,828.00**	**772,188.17**	**621,752.66**	**737,441.47**	**780,604.00**
Division: 6202 - Meter Readers								
Category: 10 - Personnel Services								
051-5-6202-11100	Salaries & Wages	67,990.95	0.00	0.00	0.00	0.00		
051-5-6202-11200	Overtime	179.44	0.00	0.00	0.00	0.00		
051-5-6202-11301	Longevity - Non Civil Service	959.91	0.00	0.00	0.00	0.00		
051-5-6202-11400	Retirement - TMRS	5,944.06	0.00	0.00	0.00	0.00		
051-5-6202-11500	FICA	4,868.44	0.00	0.00	0.00	0.00		
051-5-6202-11600	Group Health Insurance	44,742.00	0.00	0.00	0.00	0.00		
051-5-6202-11700	Workers' Compensation	1,089.68	0.00	0.00	0.00	0.00		
051-5-6202-11800	Unemployment Compensation	504.02	0.00	0.00	0.00	0.00		
051-5-6202-12300	Life Insurance	148.50	0.00	0.00	0.00	0.00		
051-5-6202-13100	Hazard Pay	600.00	0.00	0.00	0.00	0.00		
	Category: 10 - Personnel Services Total:	**127,027.00**	**0.00**	**0.00**	**0.00**	**0.00**	**0.00**	**0.00**
Category: 20 - Supplies								
051-5-6202-21100	Supplies	158.78	0.00	0.00	0.00	0.00		
051-5-6202-21200	Uniforms & Personal Wear	43.88	0.00	0.00	0.00	0.00		
051-5-6202-21400	Chemicals	50.12	0.00	0.00	0.00	0.00		
051-5-6202-21500	Motor Gas & Oil	3,298.83	0.00	0.00	0.00	0.00		
051-5-6202-21700	Minor Eq/Furniture	639.94	0.00	0.00	0.00	0.00		
051-5-6202-22800	Water Meters	48,163.88	0.00	0.00	0.00	0.00		
	Category: 20 - Supplies Total:	**52,355.43**	**0.00**	**0.00**	**0.00**	**0.00**	**0.00**	**0.00**
Category: 30 - Services								
051-5-6202-31100	Communications	1,253.71	0.00	0.00	0.00	0.00		
051-5-6202-31400	Professional Services	4,760.04	0.00	0.00	0.00	0.00		

		2021 Total Activity	2022 Total Activity	2023 Original Budget	2023 Total Budget (Amended)	2023 YTD Activity	2023 Expected Annual	2024 City Manager Proposed
051-5-6202-31425	Prof. Services-GPS	384.00	0.00	0.00	0.00	0.00		
051-5-6202-31470	Prof Svcs - Audit Services	3,395.00	0.00	0.00	0.00	0.00		
051-5-6202-32400	Laundry	740.41	0.00	0.00	0.00	0.00		
051-5-6202-33501	Insurance-Property/Liability	17,537.18	0.00	0.00	0.00	0.00		
	Category: 30 - Services Total:	**28,070.34**	**0.00**	**0.00**	**0.00**	**0.00**	**0.00**	**0.00**
Category: 40 - Repairs								
051-5-6202-41100	Vehicle Maintenance	1,229.34	0.00	0.00	0.00	0.00		
	Category: 40 - Repairs Total:	**1,229.34**	**0.00**	**0.00**	**0.00**	**0.00**	**0.00**	**0.00**
Category: 50 - Maintenance								
051-5-6202-54200	Water Meter Parts	30,916.15	0.00	0.00	0.00	0.00		
	Category: 50 - Maintenance Total:	**30,916.15**	**0.00**	**0.00**	**0.00**	**0.00**	**0.00**	**0.00**
	Division: 6202 - Meter Readers Total:	**239,598.26**	**0.00**	**0.00**	**0.00**	**0.00**	**0.00**	**0.00**
	Department : 620 - Utility Billing Total:	**759,387.23**	**773,448.47**	**761,828.00**	**772,188.17**	**621,752.66**	**737,441.47**	**780,604.00**
Department : 690 - Fund Expense/Transfer								
Division: 6900 - Fund Expense/Transfer								
Category: 70 - Capital Outlay								
051-5-6900-91100	Depreciation/Other	981,421.89	1,027,738.93	0.00	0.00	0.00		
	Category: 70 - Capital Outlay Total:	**981,421.89**	**1,027,738.93**	**0.00**	**0.00**	**0.00**	**0.00**	**0.00**
Category: 80 - Transfers Out								
051-5-6900-80001	Transfer To Fund 001	1,350,000.00	1,350,000.00	1,485,000.00	1,485,000.00	1,113,750.00	1,485,000.00	1,485,000.00
Budget Detail								
Budget Code	**Description**	**Units**	**Price**	**Amount**				
City Manager	Annual Allocation	0.00	0.00	1,485,000.00				
051-5-6900-80012	Transfer To Fund 012	1,395,446.00	1,618,993.00	1,753,552.24	1,800,064.74	1,315,164.18	1,800,064.74	2,125,563.00
Budget Detail								
Budget Code	**Description**	**Units**	**Price**	**Amount**				
City Manager	Additional Amt to Increase Fund Balance	0.00	0.00	195,000.00				
City Manager	Interest Payments	0.00	0.00	469,989.00				
City Manager	Less Transfer from Fund 055	0.00	0.00	-125,000.00				
City Manager	Paying Agent Fees	0.00	0.00	6,750.00				
City Manager	Principle Payments	0.00	0.00	1,578,824.00				
051-5-6900-80054	Transfer To Fund 054	210,136.31	489,066.80	0.00	0.00	0.00		62,000.00
Budget Detail								
Budget Code	**Description**	**Units**	**Price**	**Amount**				
City Manager	Less Debt Service-CO 2021-$6.1m Issue	0.00	0.00	-374,500.00				

			2021 Total Activity	2022 Total Activity	2023 Original Budget	2023 Total Budget (Amended)	2023 YTD Activity	2023 Expected Annual	2024 City Manager Proposed
City Manager	Sewer Addtl Revenues	0.00	0.00	216,000.00					
City Manager	Water Addtl Revenues	0.00	0.00	220,500.00					
051-5-6900-80066	Transfer to Fund 066		82,905.01	0.00	0.00	0.00	0.00		
051-5-6900-80084	Transfer to Fund 084		907,500.00	0.00	0.00	0.00	0.00		
051-5-6900-80100	Transfer to Fund 100		56,908.00	0.00	0.00	0.00	0.00		
051-5-6900-80106	Transfer to Fund 106		0.00	0.00	89,642.00	89,642.00	67,231.50	89,642.00	100,000.00
Budget Detail									
Budget Code	**Description**	**Units**	**Price**	**Amount**					
City Manager	Fleet Management Lease	0.00	0.00	100,000.00					
051-5-6900-80127	Transfer to Fund 127		0.00	93,503.76	0.00	0.00	0.00		
051-5-6900-80128	Transfer to Fund 128		0.00	614.00	0.00	0.00	0.00		
051-5-6900-80138	Transfer to Fund 138		13,781.00	0.00	0.00	0.00	0.00		
	Category: 80 - Transfers Out Total:		**4,016,676.32**	**3,552,177.56**	**3,328,194.24**	**3,374,706.74**	**2,496,145.68**	**3,374,706.74**	**3,772,563.00**
Category: 95 - Prior Yr Adjustments									
051-5-6900-95000	Bad Debt		224,523.13	75,282.42	0.00	0.00	0.00		
	Category: 95 - Prior Yr Adjustments Total:		**224,523.13**	**75,282.42**	**0.00**	**0.00**	**0.00**	**0.00**	**0.00**
	Division: 6900 - Fund Expense/Transfer Total:		**5,222,621.34**	**4,655,198.91**	**3,328,194.24**	**3,374,706.74**	**2,496,145.68**	**3,374,706.74**	**3,772,563.00**
	Department : 690 - Fund Expense/Transfer Total:		**5,222,621.34**	**4,655,198.91**	**3,328,194.24**	**3,374,706.74**	**2,496,145.68**	**3,374,706.74**	**3,772,563.00**
Department : 700 - Waste Water									
Division: 7001 - North Plant									
Category: 10 - Personnel Services									
051-5-7001-11100	Salaries & Wages		230,441.44	213,183.34	352,435.00	352,435.00	283,102.12	332,240.43	404,029.00
Budget Detail									
Budget Code	**Description**	**Units**	**Price**	**Amount**					
City Manager	(3) Operators	0.00	0.00	96,532.80					
City Manager	Additional	0.00	0.00	46,174.89					
City Manager	Admin Asst II & Lab Tech	0.00	0.00	69,700.80					
City Manager	Anniversary Increases	0.00	0.00	2,541.69					
City Manager	Foreman & Supervisor	0.00	0.00	115,460.80					
City Manager	Maint Texh & Plant Helper	0.00	0.00	69,035.20					
City Manager	YE 9 day accrual less PY credit	0.00	0.00	4,582.82					
051-5-7001-11200	Overtime		26,238.97	25,632.91	18,050.00	23,064.92	18,860.25	23,064.92	18,059.00
Budget Detail									
Budget Code	**Description**	**Units**	**Price**	**Amount**					
City Manager	Core Budget	0.00	0.00	18,000.00					

			2021 Total Activity	2022 Total Activity	2023 Original Budget	2023 Total Budget (Amended)	2023 YTD Activity	2023 Expected Annual	2024 City Manager Proposed
City Manager	YE 9 day accrual less PY credit	0.00	0.00	59.00					
051-5-7001-11301	Longevity - Non Civil Service		2,805.06	4,848.82	5,295.00	5,295.00	4,193.73	5,052.11	5,513.00
Budget Detail									
Budget Code	**Description**	**Units**	**Price**	**Amount**					
City Manager	91 Years of Service	91.00	60.00	5,460.00					
City Manager	YE 9 day accrual less PY credit	0.00	0.00	53.00					
051-5-7001-11400	Retirement - TMRS		27,589.51	26,671.63	30,829.00	30,829.00	25,114.48	29,584.24	39,102.00
Budget Detail									
Budget Code	**Description**	**Units**	**Price**	**Amount**					
City Manager	Additional	0.00	0.00	3,241.00					
City Manager	Total Salaries @ 9.09%	390,194.30	0.09	35,468.66					
City Manager	YE 9 day accrual less PY credit	0.00	0.00	392.34					
051-5-7001-11500	FICA		23,099.44	23,567.17	28,973.00	28,973.00	22,035.99	25,878.86	32,965.00
Budget Detail									
Budget Code	**Description**	**Units**	**Price**	**Amount**					
City Manager	Additional	0.00	0.00	2,727.00					
City Manager	Total Salaries @ 7.65%	390,194.30	0.08	29,849.86					
City Manager	YE 9 day accrual less PY credit	0.00	0.00	388.14					
051-5-7001-11600	Group Health Insurance		125,386.00	117,165.00	106,227.00	106,227.00	90,340.57	90,340.58	129,673.00
Budget Detail									
Budget Code	**Description**	**Units**	**Price**	**Amount**					
City Manager	(4) HMO Plans	0.00	0.00	39,965.00					
City Manager	(5) EPO Plans	0.00	0.00	89,708.00					
051-5-7001-11700	Workers' Compensation		3,780.32	5,243.69	6,220.00	6,220.00	4,732.91	5,573.89	11,244.00
Budget Detail									
Budget Code	**Description**	**Units**	**Price**	**Amount**					
City Manager	(1) WC Code 8810-Total Salaries divided by 1	365.49	0.41	149.85					
City Manager	(8) WC Code 7580-Total Salaries divided by 1	3,536.45	4.50	15,914.02					
City Manager	Additional	0.00	0.00	4,818.00					
City Manager	Less Experience Modifier	16,063.87	-0.50	-8,031.94					
City Manager	Less Fund Discount	8,031.93	-0.20	-1,606.39					
City Manager	Whole Dollar Rounding	0.00	0.00	0.46					
051-5-7001-11800	Unemployment Compensation		2,015.99	71.99	2,274.00	2,274.00	88.16	223.55	774.00

			2021 Total Activity	2022 Total Activity	2023 Original Budget	2023 Total Budget (Amended)	2023 YTD Activity	2023 Expected Annual	2024 City Manager Proposed
Budget Detail									
Budget Code	**Description**	**Units**	**Price**	**Amount**					
City Manager	(9) Employees @ $86.	9.00	86.00	774.00					
051-5-7001-12200	Certification Pay		3,173.75	3,277.21	2,950.00	2,950.00	2,440.16	2,948.97	
051-5-7001-12300	Life Insurance		604.26	588.96	780.00	780.00	595.80	658.18	869.00
Budget Detail									
Budget Code	**Description**	**Units**	**Price**	**Amount**					
City Manager	(1) Max Coverage	1.00	108.00	108.00					
City Manager	Additional	0.00	0.00	71.00					
City Manager	Base Coverage	319,000.00	0.00	57.42					
City Manager	Base Coverage Rate for remaining 11 month	11.00	57.42	631.62					
City Manager	Whole Dollar Rounding	0.00	0.00	0.96					
051-5-7001-13100	Hazard Pay		2,400.00	0.00	0.00	0.00	0.00		
	Category: 10 - Personnel Services Total:		**447,534.74**	**420,250.72**	**554,033.00**	**559,047.92**	**451,504.17**	**515,565.73**	**642,228.00**
Category: 20 - Supplies									
051-5-7001-21100	Supplies		3,951.69	3,738.59	4,300.00	2,800.00	2,583.60	2,800.00	4,300.00
Budget Detail									
Budget Code	**Description**	**Units**	**Price**	**Amount**					
City Manager	Cleaning Supplies	9.00	100.00	900.00					
City Manager	Office Supplies	5.00	100.00	500.00					
City Manager	Sanitary Supplies	12.00	200.00	2,400.00					
City Manager	Toiletry	10.00	50.00	500.00					
051-5-7001-21200	Uniforms & Personal Wear		1,468.48	509.23	2,020.00	2,020.00	1,009.05	2,020.00	2,020.00
Budget Detail									
Budget Code	**Description**	**Units**	**Price**	**Amount**					
City Manager	Hip Waders	10.00	100.00	1,000.00					
City Manager	Rain Gear	8.00	50.00	400.00					
City Manager	Rubber Boots	10.00	50.00	500.00					
City Manager	Safety Vest	8.00	15.00	120.00					
051-5-7001-21400	Chemicals		163,257.93	252,426.40	210,000.00	210,000.00	208,208.38	210,000.00	210,000.00
Budget Detail									
Budget Code	**Description**	**Units**	**Price**	**Amount**					
City Manager	Deoderizer Blocks	16.00	170.00	2,720.00					
City Manager	Hydrex 6909 Copper Coagulate	23.00	8,420.00	193,660.00					
City Manager	Polymer	18.00	1,500.00	27,000.00					
City Manager	Reduction to core	0.00	0.00	-13,380.00					

			2021 Total Activity	2022 Total Activity	2023 Original Budget	2023 Total Budget (Amended)	2023 YTD Activity	2023 Expected Annual	2024 City Manager Proposed
051-5-7001-21500	Motor Gas & Oil		14,671.44	16,295.68	14,500.00	24,902.95	20,715.01	24,902.95	28,800.00
Budget Detail									
Budget Code	**Description**	**Units**	**Price**	**Amount**					
City Manager	Gas Allocation	12.00	2,400.00	28,800.00					
051-5-7001-21700	Minor Eq/Furniture		3,349.70	3,606.49	2,900.00	3,492.60	4,104.30	3,492.60	2,900.00
Budget Detail									
Budget Code	**Description**	**Units**	**Price**	**Amount**					
City Manager	Hand Tools	1.00	1,500.00	1,500.00					
City Manager	Power Tools	2.00	500.00	1,000.00					
City Manager	Shovels	10.00	40.00	400.00					
051-5-7001-22100	Lab Supplies/Chemicals		15,685.18	9,188.55	15,500.00	12,000.00	6,720.65	12,000.00	15,500.00
Budget Detail									
Budget Code	**Description**	**Units**	**Price**	**Amount**					
City Manager	BOD Chemicals	1.00	2,000.00	2,000.00					
City Manager	Ecoli Chemicals	3.00	2,000.00	6,000.00					
City Manager	Interrocci Chemical	1.00	2,300.00	2,300.00					
City Manager	Lab Supplies	1.00	2,400.00	2,400.00					
City Manager	NH3 Chemical	1.00	800.00	800.00					
City Manager	TSS Sampling	1.00	2,000.00	2,000.00					
051-5-7001-22400	Medical Supplies		252.81	0.00	260.00	260.00	0.00	260.00	260.00
	Category: 20 - Supplies Total:		**202,637.23**	**285,764.94**	**249,480.00**	**255,475.55**	**243,340.99**	**255,475.55**	**263,780.00**
Category: 30 - Services									
051-5-7001-31100	Communications		7,538.96	7,623.10	7,836.00	7,960.49	6,641.52	7,960.49	7,836.00
Budget Detail									
Budget Code	**Description**	**Units**	**Price**	**Amount**					
City Manager	AT&T Services	12.00	22.00	264.00					
City Manager	Mitel Services	12.00	136.00	1,632.00					
City Manager	Telecomm Services	12.00	365.00	4,380.00					
City Manager	Verizon Services	12.00	130.00	1,560.00					
051-5-7001-31300	Postage & Freight		54.88	24.08	280.00	0.00	0.00		280.00
Budget Detail									
Budget Code	**Description**	**Units**	**Price**	**Amount**					
City Manager	Certified Mail	6.00	20.00	120.00					
City Manager	Samples Shipped to lab	8.00	20.00	160.00					
051-5-7001-31400	Professional Services		56,755.96	72,397.21	92,200.00	220,950.00	157,299.94	200,869.57	92,200.00

			2021 Total Activity	2022 Total Activity	2023 Original Budget	2023 Total Budget (Amended)	2023 YTD Activity	2023 Expected Annual	2024 City Manager Proposed
Budget Detail									
Budget Code	**Description**	**Units**	**Price**	**Amount**					
City Manager	Bio-monitoring Samples	6.00	2,000.00	12,000.00					
City Manager	Centrifuge Annual Maint.	1.00	20,000.00	20,000.00					
City Manager	Electrical Service Repairs	1.00	27,250.00	27,250.00					
City Manager	Flow Meter Calibrations	2.00	2,300.00	4,600.00					
City Manager	Generator Maint.	1.00	9,450.00	9,450.00					
City Manager	Metals Sampling	12.00	1,575.00	18,900.00					
051-5-7001-31425	Prof. Services-GPS		192.00	192.00	192.00	208.00	176.00	208.00	192.00
Budget Detail									
Budget Code	**Description**	**Units**	**Price**	**Amount**					
City Manager	GPS on Vehicles	12.00	16.00	192.00					
051-5-7001-31470	Prof Svcs - Audit Services		11,705.00	12,636.27	12,688.00	12,688.00	11,647.52	12,688.00	12,688.00
051-5-7001-31500	Printing & Publishing		821.50	92.00	200.00	0.00	0.00	200.00	200.00
Budget Detail									
Budget Code	**Description**	**Units**	**Price**	**Amount**					
City Manager	Business Cards	2.00	100.00	200.00					
051-5-7001-31600	Training & Travel		2,046.63	3,299.05	3,950.00	2,450.00	1,325.94	2,450.00	3,950.00
Budget Detail									
Budget Code	**Description**	**Units**	**Price**	**Amount**					
City Manager	CDL Class	1.00	1,700.00	1,700.00					
City Manager	Reduction to core	0.00	0.00	-3,250.00					
City Manager	TCEQ Conference	1.00	1,500.00	1,500.00					
City Manager	TCEQ Training Classes	5.00	500.00	2,500.00					
City Manager	Texas Water	1.00	1,500.00	1,500.00					
051-5-7001-31700	Memberships & Dues		150.00	425.00	520.00	520.00	370.00	520.00	520.00
Budget Detail									
Budget Code	**Description**	**Units**	**Price**	**Amount**					
City Manager	TWUA Memberships	5.00	65.00	325.00					
City Manager	WEAT/WEF Membership	1.00	195.00	195.00					
051-5-7001-31800	Equipment Rent		591.93	2,241.20	1,900.00	1,900.00	580.65	1,900.00	1,900.00
Budget Detail									
Budget Code	**Description**	**Units**	**Price**	**Amount**					
City Manager	Pump & Hoses	1.00	1,900.00	1,900.00					
051-5-7001-31900	Catering		1,068.65	797.14	1,098.00	1,098.00	1,188.45	1,098.00	1,098.00

			2021 Total Activity	2022 Total Activity	2023 Original Budget	2023 Total Budget (Amended)	2023 YTD Activity	2023 Expected Annual	2024 City Manager Proposed
Budget Detail									
Budget Code	**Description**	**Units**	**Price**	**Amount**					
City Manager	After working hr meals	1.00	450.00	450.00					
City Manager	Coffee & Water Services	1.00	450.00	450.00					
City Manager	EE Appreciation Week	18.00	11.00	198.00					
051-5-7001-32100	State Fees		20,263.23	20,536.26	20,928.00	20,928.00	20,345.98	20,928.00	20,928.00
Budget Detail									
Budget Code	**Description**	**Units**	**Price**	**Amount**					
City Manager	TCEQ Annual Fees	1.00	20,928.00	20,928.00					
051-5-7001-32300	Utilities		190,897.39	241,866.22	240,300.00	243,804.41	182,971.12	243,804.41	245,000.00
Budget Detail									
Budget Code	**Description**	**Units**	**Price**	**Amount**					
City Manager	Budget Reduction	0.00	0.00	-8,200.00					
City Manager	COK-Water Services	12.00	350.00	4,200.00					
City Manager	GEXA-Electric	12.00	21,000.00	252,000.00					
City Manager	Reduction Per CM	0.00	0.00	-3,000.00					
051-5-7001-32400	Laundry		2,574.22	2,590.22	3,465.00	3,465.00	2,512.09	3,465.00	3,465.00
Budget Detail									
Budget Code	**Description**	**Units**	**Price**	**Amount**					
City Manager	Uniform Laundry Services	9.00	385.00	3,465.00					
051-5-7001-33501	Insurance-Property/Liability		39,395.75	39,289.22	56,226.00	72,305.11	43,576.19	66,275.65	73,272.00
Budget Detail									
Budget Code	**Description**	**Units**	**Price**	**Amount**					
City Manager	North WW Storage Shed	0.00	0.00	135.00					
City Manager	Premium Increase Contingency	0.00	0.00	2,400.00					
City Manager	TML Risk Pool	12.00	2,000.00	24,000.00					
City Manager	Underground Storage Tanks	0.00	0.00	300.00					
City Manager	Winstorm - 18.50% Allocation	0.00	0.00	46,437.00					
	Category: 30 - Services Total:		**334,056.10**	**404,008.97**	**441,783.00**	**588,277.01**	**428,635.40**	**562,367.12**	**463,529.00**
Category: 40 - Repairs									
051-5-7001-41100	Vehicle Maintenance		1,453.87	7,824.68	5,000.00	3,300.00	2,473.48	3,300.00	5,000.00
Budget Detail									
Budget Code	**Description**	**Units**	**Price**	**Amount**					
City Manager	Repairs to Vehicles	1.00	5,000.00	5,000.00					
051-5-7001-41400	Equipment Maintenance		3,615.62	2,788.66	2,500.00	2,500.00	2,511.12	2,500.00	2,500.00

			2021 Total Activity	2022 Total Activity	2023 Original Budget	2023 Total Budget (Amended)	2023 YTD Activity	2023 Expected Annual	2024 City Manager Proposed
Budget Detail									
Budget Code	**Description**	**Units**	**Price**	**Amount**					
City Manager	Chainsaw,weedeater amd mower repairs	1.00	2,500.00	2,500.00					
	Category: 40 - Repairs Total:		**5,069.49**	**10,613.34**	**7,500.00**	**5,800.00**	**4,984.60**	**5,800.00**	**7,500.00**
Category: 50 - Maintenance									
051-5-7001-54300	Utility Plant		108,031.06	97,273.63	100,000.00	106,844.00	103,894.93	106,844.00	100,000.00
Budget Detail									
Budget Code	**Description**	**Units**	**Price**	**Amount**					
City Manager	Blower Filters	10.00	800.00	8,000.00					
City Manager	Plant Repairs	1.00	39,600.00	39,600.00					
City Manager	Reduction to core-Supplemental not approv	0.00	0.00	-6,400.00					
City Manager	Sand for Drying Beds	4.00	2,000.00	8,000.00					
City Manager	UV Ballast	180.00	180.00	32,400.00					
City Manager	UV Lamps	80.00	230.00	18,400.00					
051-5-7001-55100	Sewer Line		0.00	0.00	100.00	100.00	25.20	100.00	100.00
	Category: 50 - Maintenance Total:		**108,031.06**	**97,273.63**	**100,100.00**	**106,944.00**	**103,920.13**	**106,944.00**	**100,100.00**
Category: 86 - Budget Amendment Reserve									
051-5-7001-86000	Budget Amendment Reserve		0.00	0.00	150,000.00	1,730.63	0.00	1,730.63	150,000.00
	Category: 86 - Budget Amendment Reserve Total:		**0.00**	**0.00**	**150,000.00**	**1,730.63**	**0.00**	**1,730.63**	**150,000.00**
	Division: 7001 - North Plant Total:		**1,097,328.62**	**1,217,911.60**	**1,502,896.00**	**1,517,275.11**	**1,232,385.29**	**1,447,883.03**	**1,627,137.00**
Division: 7002 - South Plant									
Category: 10 - Personnel Services									
051-5-7002-11100	Salaries & Wages		55,287.10	49,245.59	61,066.00	56,607.40	39,960.67	54,031.61	71,632.00
Budget Detail									
Budget Code	**Description**	**Units**	**Price**	**Amount**					
City Manager	Additional	0.00	0.00	10,001.78					
City Manager	Anniversary Increases	0.00	0.00	840.98					
City Manager	WW Operator & Plant Helper	0.00	0.00	59,259.20					
City Manager	YE 9 day accrual less PY credit	0.00	0.00	1,530.04					
051-5-7002-11200	Overtime		4,533.56	2,413.33	4,513.00	4,513.00	612.59	1,326.20	4,593.00
Budget Detail									
Budget Code	**Description**	**Units**	**Price**	**Amount**					
City Manager	Core Budget	0.00	0.00	4,500.00					
City Manager	YE 9 day accrual less PY accrual	0.00	0.00	93.00					
051-5-7002-11301	Longevity - Non Civil Service		231.44	432.64	542.00	542.00	10.55	10.55	123.00

			2021 Total Activity	2022 Total Activity	2023 Original Budget	2023 Total Budget (Amended)	2023 YTD Activity	2023 Expected Annual	2024 City Manager Proposed
Budget Detail									
Budget Code	**Description**	**Units**	**Price**	**Amount**					
City Manager	2 Years of Service	2.00	60.00	120.00					
City Manager	YE 9 day accrual less PY credit	0.00	0.00	3.00					
051-5-7002-11400	Retirement - TMRS		5,168.97	4,305.42	5,383.00	5,383.00	3,306.19	4,705.30	6,927.00
Budget Detail									
Budget Code	**Description**	**Units**	**Price**	**Amount**					
City Manager	Additional	0.00	0.00	748.00					
City Manager	Total Salaries @ 9.09%	66,497.96	0.09	6,044.66					
City Manager	YE 9 day accrual less PY credit	0.00	0.00	134.34					
051-5-7002-11500	FICA		4,292.88	3,724.50	5,059.00	5,059.00	3,072.59	4,371.24	5,842.00
Budget Detail									
Budget Code	**Description**	**Units**	**Price**	**Amount**					
City Manager	Additional	0.00	0.00	629.00					
City Manager	Total Salaries @ 7.65%	66,497.96	0.08	5,087.09					
City Manager	YE 9 day accrual less PY credit	0.00	0.00	125.91					
051-5-7002-11600	Group Health Insurance		24,108.00	24,108.00	21,371.00	21,371.00	6,268.62	6,268.62	6,680.00
Budget Detail									
Budget Code	**Description**	**Units**	**Price**	**Amount**					
City Manager	(1) HMO Plan	0.00	0.00	6,680.00					
051-5-7002-11700	Workers' Compensation		779.98	912.48	1,188.00	1,188.00	687.60	898.60	2,152.00
Budget Detail									
Budget Code	**Description**	**Units**	**Price**	**Amount**					
City Manager	(2) WC Code 7580-Total Salaries divided by :	664.98	4.50	2,992.41					
City Manager	Additional	0.00	0.00	955.00					
City Manager	Less Experience Modifier	2,992.41	-0.50	-1,496.20					
City Manager	Less Fund Discount	1,496.20	-0.20	-299.24					
City Manager	Whole Dollar Rounding	0.00	0.00	0.03					
051-5-7002-11800	Unemployment Compensation		570.02	46.89	506.00	506.00	28.56	62.63	172.00
Budget Detail									
Budget Code	**Description**	**Units**	**Price**	**Amount**					
City Manager	(2) Employees @ $86	2.00	86.00	172.00					
051-5-7002-12200	Certification Pay		60.35	8.90	0.00	0.00	0.00		
051-5-7002-12300	Life Insurance		120.60	102.60	148.00	148.00	94.68	111.60	165.00

			2021 Total Activity	2022 Total Activity	2023 Original Budget	2023 Total Budget (Amended)	2023 YTD Activity	2023 Expected Annual	2024 City Manager Proposed
Budget Detail									
Budget Code	**Description**	**Units**	**Price**	**Amount**					
City Manager	Additional	0.00	0.00	18.00					
City Manager	Base Coverage	68,000.00	0.00	12.24					
City Manager	Base Coverage Rate for remaining 11 month	11.00	12.24	134.64					
City Manager	Whole Dollar Rounding	0.00	0.00	0.12					
051-5-7002-13100	Hazard Pay		600.00	0.00	0.00	0.00	0.00		
	Category: 10 - Personnel Services Total:		**95,752.90**	**85,300.35**	**99,776.00**	**95,317.40**	**54,042.05**	**71,786.35**	**98,286.00**
Category: 20 - Supplies									
051-5-7002-21100	Supplies		725.29	1,392.41	1,500.00	1,500.00	594.96	1,500.00	1,500.00
Budget Detail									
Budget Code	**Description**	**Units**	**Price**	**Amount**					
City Manager	Cleaning Supplies	1.00	450.00	450.00					
City Manager	Office Supplies	1.00	800.00	800.00					
City Manager	Reduction Per CM	0.00	0.00	-50.00					
City Manager	Sanitary Supplies	1.00	300.00	300.00					
051-5-7002-21200	Uniforms & Personal Wear		525.40	17.27	1,145.00	1,153.13	1,153.13	1,153.13	1,145.00
Budget Detail									
Budget Code	**Description**	**Units**	**Price**	**Amount**					
City Manager	Boot Reinbursment	2.00	75.00	150.00					
City Manager	Hip Waders	4.00	100.00	400.00					
City Manager	Leather gloves	5.00	15.00	75.00					
City Manager	Life Vest	2.00	150.00	300.00					
City Manager	Rubber Boots	4.00	40.00	160.00					
City Manager	Safety Glasses	6.00	10.00	60.00					
051-5-7002-21400	Chemicals		8,377.98	7,592.00	16,400.00	25,600.00	25,564.00	25,600.00	16,400.00
Budget Detail									
Budget Code	**Description**	**Units**	**Price**	**Amount**					
City Manager	Polymer	10.00	1,640.00	16,400.00					
051-5-7002-21500	Motor Gas & Oil		3,368.54	4,964.67	5,000.00	5,369.81	4,158.30	5,369.81	5,400.00
Budget Detail									
Budget Code	**Description**	**Units**	**Price**	**Amount**					
City Manager	Gas Allocation	12.00	350.00	4,200.00					
City Manager	Oil Allocation	12.00	100.00	1,200.00					
051-5-7002-21700	Minor Eq/Furniture		1,026.06	712.22	1,180.00	1,180.00	776.91	1,180.00	1,180.00

			2021 Total Activity	2022 Total Activity	2023 Original Budget	2023 Total Budget (Amended)	2023 YTD Activity	2023 Expected Annual	2024 City Manager Proposed
Budget Detail									
Budget Code	**Description**	**Units**	**Price**	**Amount**					
City Manager	Chainsaw	1.00	400.00	400.00					
City Manager	Power Tools	1.00	500.00	500.00					
City Manager	Shovels	2.00	40.00	80.00					
City Manager	Tools	1.00	200.00	200.00					
051-5-7002-22100	Lab Supplies/Chemicals		3,999.66	3,638.55	4,000.00	2,000.00	0.00	2,000.00	4,000.00
Budget Detail									
Budget Code	**Description**	**Units**	**Price**	**Amount**					
City Manager	BOD Chemicals	1.00	1,500.00	1,500.00					
City Manager	Ecoli Chemicals	1.00	1,500.00	1,500.00					
City Manager	NH3 Sampling	1.00	1,000.00	1,000.00					
051-5-7002-22400	Medical Supplies		89.91	0.00	90.00	90.00	0.00	90.00	90.00
Budget Detail									
Budget Code	**Description**	**Units**	**Price**	**Amount**					
City Manager	First-aid Kits	9.00	10.00	90.00					
	Category: 20 - Supplies Total:		**18,112.84**	**18,317.12**	**29,315.00**	**36,892.94**	**32,247.30**	**36,892.94**	**29,715.00**
Category: 30 - Services									
051-5-7002-31300	Postage & Freight		0.00	0.00	0.00	0.00	0.00		100.00
Budget Detail									
Budget Code	**Description**	**Units**	**Price**	**Amount**					
City Manager	Shipping	1.00	100.00	100.00					
051-5-7002-31400	Professional Services		19,450.34	52,873.14	22,929.00	22,929.00	12,623.27	22,929.00	22,929.00
Budget Detail									
Budget Code	**Description**	**Units**	**Price**	**Amount**					
City Manager	Bio-monitoring	4.00	2,000.00	8,000.00					
City Manager	Calibrate Flow Meter	1.00	1,000.00	1,000.00					
City Manager	Electrical Repairs	1.00	6,119.00	6,119.00					
City Manager	Generator Maint.	1.00	3,310.00	3,310.00					
City Manager	TCLP Sampling	1.00	4,500.00	4,500.00					
051-5-7002-31425	Prof. Services-GPS		384.00	384.00	384.00	384.00	352.00	384.00	384.00
Budget Detail									
Budget Code	**Description**	**Units**	**Price**	**Amount**					
City Manager	GPS for Vehicles	12.00	32.00	384.00					
051-5-7002-31470	Prof Svcs - Audit Services		3,761.00	2,835.92	3,589.00	3,589.00	2,951.25	3,589.00	3,589.00

			2021 Total Activity	2022 Total Activity	2023 Original Budget	2023 Total Budget (Amended)	2023 YTD Activity	2023 Expected Annual	2024 City Manager Proposed
051-5-7002-31500	Printing & Publishing		732.75	92.00	900.00	900.00	0.00	900.00	500.00
051-5-7002-31600	Training & Travel		1,666.25	375.00	1,661.00	661.00	85.00	661.00	1,611.00
Budget Detail									
Budget Code	**Description**	**Units**	**Price**	**Amount**					
City Manager	License Renewals	1.00	111.00	111.00					
City Manager	TCEQ Training	3.00	450.00	1,350.00					
City Manager	TWUA monthly Meeting	10.00	15.00	150.00					
051-5-7002-31700	Memberships & Dues		150.00	470.00	130.00	130.00	0.00	130.00	130.00
Budget Detail									
Budget Code	**Description**	**Units**	**Price**	**Amount**					
City Manager	TWUA Memberships	2.00	65.00	130.00					
051-5-7002-31800	Equipment Rent		0.00	2,029.31	1,000.00	1,000.00	0.00	1,000.00	1,000.00
Budget Detail									
Budget Code	**Description**	**Units**	**Price**	**Amount**					
City Manager	Pump & Hoses rental	1.00	1,000.00	1,000.00					
051-5-7002-32100	State Fees		8,653.85	8,551.73	8,750.00	8,750.00	8,653.79	8,653.79	8,750.00
Budget Detail									
Budget Code	**Description**	**Units**	**Price**	**Amount**					
City Manager	Annual State Fees	1.00	8,750.00	8,750.00					
051-5-7002-32300	Utilities		55,752.07	65,775.41	65,000.00	69,080.66	55,628.31	69,080.66	73,000.00
Budget Detail									
Budget Code	**Description**	**Units**	**Price**	**Amount**					
City Manager	COK-Water Services	12.00	787.00	9,444.00					
City Manager	GEXA-Electric	12.00	5,550.00	66,600.00					
City Manager	Reduction Per CM	0.00	0.00	-3,044.00					
051-5-7002-32400	Laundry		479.90	703.20	500.00	500.00	81.50	500.00	500.00
Budget Detail									
Budget Code	**Description**	**Units**	**Price**	**Amount**					
City Manager	Cleaning Uniforms	2.00	250.00	500.00					
051-5-7002-33501	Insurance-Property/Liability		12,179.09	11,713.35	14,605.00	18,785.56	11,431.19	18,581.32	20,227.00
Budget Detail									
Budget Code	**Description**	**Units**	**Price**	**Amount**					
City Manager	Premium Increase Contingency	0.00	0.00	1,000.00					
City Manager	TML Risk Pool	12.00	590.00	7,080.00					
City Manager	Underground Storage Tanks	0.00	0.00	73.00					

			2021 Total Activity	2022 Total Activity	2023 Original Budget	2023 Total Budget (Amended)	2023 YTD Activity	2023 Expected Annual	2024 City Manager Proposed
City Manager	Windstorm - 4.81% Allocation	0.00	0.00	12,074.00					
	Category: 30 - Services Total:		**103,209.25**	**145,803.06**	**119,448.00**	**126,709.22**	**91,806.31**	**126,408.77**	**132,720.00**
Category: 40 - Repairs									
051-5-7002-41100	Vehicle Maintenance		1,614.66	1,425.55	1,200.00	1,200.00	284.76	1,200.00	1,200.00
Budget Detail									
Budget Code	**Description**	**Units**	**Price**	**Amount**					
City Manager	Preventive Maint. on Vehicles	1.00	1,200.00	1,200.00					
051-5-7002-41400	Equipment Maintenance		2,708.39	708.42	2,500.00	2,500.00	709.17	2,500.00	2,500.00
Budget Detail									
Budget Code	**Description**	**Units**	**Price**	**Amount**					
City Manager	Portable Generator Maint.	1.00	500.00	500.00					
City Manager	Repairs to Mowers	1.00	200.00	200.00					
City Manager	Repairs to trash pump	1.00	1,500.00	1,500.00					
City Manager	Weedeater Repairs	1.00	300.00	300.00					
	Category: 40 - Repairs Total:		**4,323.05**	**2,133.97**	**3,700.00**	**3,700.00**	**993.93**	**3,700.00**	**3,700.00**
Category: 50 - Maintenance									
051-5-7002-54300	Utility Plant		59,228.53	84,390.58	70,000.00	70,000.00	50,441.50	70,000.00	70,300.00
Budget Detail									
Budget Code	**Description**	**Units**	**Price**	**Amount**					
City Manager	Filter for Blowers	25.00	100.00	2,500.00					
City Manager	Plant Repairs	1.00	17,500.00	17,500.00					
City Manager	Sand for Drying Beds	1.00	2,300.00	2,300.00					
City Manager	Submersible Pump	1.00	8,000.00	8,000.00					
City Manager	UV Ballasts	100.00	100.00	10,000.00					
City Manager	UV Jackets	200.00	75.00	15,000.00					
City Manager	UV Lamps	150.00	100.00	15,000.00					
	Category: 50 - Maintenance Total:		**59,228.53**	**84,390.58**	**70,000.00**	**70,000.00**	**50,441.50**	**70,000.00**	**70,300.00**
	Division: 7002 - South Plant Total:		**280,626.57**	**335,945.08**	**322,239.00**	**332,619.56**	**229,531.09**	**308,788.06**	**334,721.00**

			2021 Total Activity	2022 Total Activity	2023 Original Budget	2023 Total Budget (Amended)	2023 YTD Activity	2023 Expected Annual	2024 City Manager Proposed
Division: 7003 - Sewer Construction									
Category: 10 - Personnel Services									
051-5-7003-11100	Salaries & Wages		197,816.21	190,796.63	272,619.00	242,363.22	165,158.60	214,483.47	324,658.00
Budget Detail									
Budget Code	**Description**	**Units**	**Price**	**Amount**					
City Manager	(2) Utility Workers & Foreman	0.00	0.00	99,507.20					
City Manager	(5) Equipment Operators	0.00	0.00	172,390.40					
City Manager	Additional	0.00	0.00	45,222.93					
City Manager	Anniversary Increases	0.00	0.00	3,377.47					
City Manager	YE 9 day accrual less PY credit	0.00	0.00	4,160.00					
051-5-7003-11200	Overtime		37,213.95	44,636.22	25,571.00	48,705.56	37,347.93	48,705.56	25,713.00
Budget Detail									
Budget Code	**Description**	**Units**	**Price**	**Amount**					
City Manager	Core Budget	0.00	0.00	25,500.00					
City Manager	YE 9 day accrual less PY credit	0.00	0.00	213.00					
051-5-7003-11301	Longevity - Non Civil Service		1,421.47	1,356.72	1,866.00	1,866.00	1,256.12	1,486.88	2,066.00
Budget Detail									
Budget Code	**Description**	**Units**	**Price**	**Amount**					
City Manager	34 Years of Service	34.00	60.00	2,040.00					
City Manager	YE 9 day accrual less PY credit	0.00	0.00	26.00					
051-5-7003-11400	Retirement - TMRS		20,278.32	19,609.42	24,655.00	24,655.00	16,761.33	22,535.23	32,003.00
Budget Detail									
Budget Code	**Description**	**Units**	**Price**	**Amount**					
City Manager	Additional	0.00	0.00	3,113.00					
City Manager	Total Salaries @ 9.09%	313,792.74	0.09	28,523.76					
City Manager	YE 9 day accrual less PY credit	0.00	0.00	366.24					
051-5-7003-11500	FICA		17,433.00	17,534.40	23,171.00	23,171.00	14,753.53	19,920.84	26,983.00
Budget Detail									
Budget Code	**Description**	**Units**	**Price**	**Amount**					
City Manager	Additional	0.00	0.00	2,620.00					
City Manager	Total Salaries @ 7.65%	313,792.74	0.08	24,005.14					
City Manager	YE 9 day accrual less PY credit	0.00	0.00	357.86					
051-5-7003-11600	Group Health Insurance		131,001.00	137,760.00	86,783.00	86,783.00	62,602.76	62,602.77	98,966.00
Budget Detail									
Budget Code	**Description**	**Units**	**Price**	**Amount**					
City Manager	(1) HMO Plan	0.00	0.00	15,105.00					

			2021 Total Activity	2022 Total Activity	2023 Original Budget	2023 Total Budget (Amended)	2023 YTD Activity	2023 Expected Annual	2024 City Manager Proposed
City Manager	(6) EPO Plans	0.00	0.00	94,870.00					
City Manager	Reduction	0.00	0.00	-11,009.00					
051-5-7003-11700	Workers' Compensation		10,369.36	12,260.27	16,227.00	16,227.00	9,863.36	14,405.97	29,915.00
Budget Detail									
Budget Code	**Description**	**Units**	**Price**	**Amount**					
City Manager	(8) WC Code 6306-Total Salaries divided by :	3,137.93	13.43	42,142.40					
City Manager	Additional	0.00	0.00	13,058.00					
City Manager	Less Experience Modifier	42,142.40	-0.50	-21,071.20					
City Manager	Less Fund Discount	21,071.20	-0.20	-4,214.24					
City Manager	Whole Dollar Rounding	0.00	0.00	0.04					
051-5-7003-11800	Unemployment Compensation		2,443.19	245.37	2,022.00	2,022.00	64.91	116.81	688.00
Budget Detail									
Budget Code	**Description**	**Units**	**Price**	**Amount**					
City Manager	(8) Employees @ $86	8.00	86.00	688.00					
051-5-7003-12200	Certification Pay		2,849.26	2,522.80	2,829.00	2,829.00	2,180.02	2,654.37	
051-5-7003-12300	Life Insurance		419.22	399.78	665.00	665.00	384.48	447.66	761.00
Budget Detail									
Budget Code	**Description**	**Units**	**Price**	**Amount**					
City Manager	(1) Max Coverage	1.00	108.00	108.00					
City Manager	Additional	0.00	0.00	71.00					
City Manager	Base Coverage	269,000.00	0.00	48.42					
City Manager	Base Coverage Rate for remaining 11 month	11.00	48.42	532.62					
City Manager	Whole Dollar Rounding	0.00	0.00	0.96					
051-5-7003-13100	Hazard Pay		2,400.00	0.00	0.00	0.00	0.00		
	Category: 10 - Personnel Services Total:		**423,644.98**	**427,121.61**	**456,408.00**	**449,286.78**	**310,373.04**	**387,359.56**	**541,753.00**
Category: 20 - Supplies									
051-5-7003-21100	Supplies		1,956.13	3,090.30	2,500.00	2,500.00	2,259.55	2,500.00	2,500.00
Budget Detail									
Budget Code	**Description**	**Units**	**Price**	**Amount**					
City Manager	Latex Gloves	25.00	20.00	500.00					
City Manager	Leather Gloves	30.00	12.00	360.00					
City Manager	Office Supplies	1.00	440.00	440.00					
City Manager	Sanitary Supplies	1.00	1,000.00	1,000.00					
City Manager	Shovels	10.00	20.00	200.00					
051-5-7003-21200	Uniforms & Personal Wear		1,234.35	856.05	1,580.00	1,580.00	999.56	1,580.00	1,080.00

			2021 Total Activity	2022 Total Activity	2023 Original Budget	2023 Total Budget (Amended)	2023 YTD Activity	2023 Expected Annual	2024 City Manager Proposed
Budget Detail									
Budget Code	**Description**	**Units**	**Price**	**Amount**					
City Manager	Hard Hats	12.00	20.00	240.00					
City Manager	Hip Waders	6.00	100.00	600.00					
City Manager	Rubber Boots	12.00	20.00	240.00					
051-5-7003-21400	Chemicals		16,869.28	16,251.00	21,970.00	21,970.00	21,923.00	21,970.00	22,970.00
Budget Detail									
Budget Code	**Description**	**Units**	**Price**	**Amount**					
City Manager	Cl2 Tablets	8.00	200.00	1,600.00					
City Manager	Deodorant Blocks	60.00	250.00	15,000.00					
City Manager	Grease Blaster Chemical	30.00	230.00	6,900.00					
City Manager	Herbicide	10.00	150.00	1,500.00					
City Manager	Reduction to core - Supplemental not appro	0.00	0.00	-3,030.00					
City Manager	Trsf'd budget from other lines to increase co	0.00	0.00	1,000.00					
051-5-7003-21500	Motor Gas & Oil		16,836.07	25,093.14	22,000.00	27,663.00	20,913.92	27,663.00	30,000.00
Budget Detail									
Budget Code	**Description**	**Units**	**Price**	**Amount**					
City Manager	Gas Allocation	12.00	2,100.00	25,200.00					
City Manager	Oil Allocation	12.00	700.00	8,400.00					
City Manager	Reduction Per CM	0.00	0.00	-3,600.00					
051-5-7003-21700	Minor Eq/Furniture		3,535.86	3,916.51	5,500.00	5,500.00	4,357.04	5,500.00	5,400.00
Budget Detail									
Budget Code	**Description**	**Units**	**Price**	**Amount**					
City Manager	Hand Tools	1.00	1,200.00	1,200.00					
City Manager	Power Tool Kit	2.00	1,500.00	3,000.00					
City Manager	Saw Zaw	2.00	600.00	1,200.00					
051-5-7003-22400	Medical Supplies		99.90	0.00	100.00	100.00	0.00	100.00	100.00
Budget Detail									
Budget Code	**Description**	**Units**	**Price**	**Amount**					
City Manager	First Aid Kits	2.00	50.00	100.00					
	Category: 20 - Supplies Total:		**40,531.59**	**49,207.00**	**53,650.00**	**59,313.00**	**50,453.07**	**59,313.00**	**62,050.00**

			2021 Total Activity	2022 Total Activity	2023 Original Budget	2023 Total Budget (Amended)	2023 YTD Activity	2023 Expected Annual	2024 City Manager Proposed
Category: 30 - Services									
051-5-7003-31100	Communications		442.67	482.52	1,800.00	1,800.00	494.38	713.52	2,588.00
Budget Detail									
Budget Code	**Description**	**Units**	**Price**	**Amount**					
City Manager	Cell Phones	24.00	62.00	1,488.00					
City Manager	SCADA	2.00	550.00	1,100.00					
051-5-7003-31400	Professional Services		22,389.37	22,344.17	16,184.00	21,184.00	19,354.82	21,184.00	16,184.00
Budget Detail									
Budget Code	**Description**	**Units**	**Price**	**Amount**					
City Manager	Annual Generator Maint.	2.00	3,092.00	6,184.00					
City Manager	Lift Station Electrical Repairs	1.00	10,000.00	10,000.00					
051-5-7003-31425	Prof. Services-GPS		1,536.00	1,536.00	1,536.00	1,536.00	1,408.00	1,536.00	1,536.00
Budget Detail									
Budget Code	**Description**	**Units**	**Price**	**Amount**					
City Manager	GPS for Vehicles	12.00	128.00	1,536.00					
051-5-7003-31470	Prof Svcs - Audit Services		8,465.00	2,596.37	8,932.00	8,932.00	8,057.28	8,932.00	8,932.00
051-5-7003-31500	Printing & Publishing		55.50	92.00	300.00	300.00	0.00	300.00	
051-5-7003-31600	Training & Travel		2,855.75	2,090.00	2,450.00	2,450.00	612.00	2,450.00	2,750.00
Budget Detail									
Budget Code	**Description**	**Units**	**Price**	**Amount**					
City Manager	Budget trsf from 31500 to increase core	0.00	0.00	300.00					
City Manager	CDL Training	1.00	1,700.00	1,700.00					
City Manager	Eagle Pass Conference	1.00	250.00	250.00					
City Manager	Reduction to core-Supplemenal not approve	0.00	0.00	-2,350.00					
City Manager	TCEQ Conference	1.00	1,500.00	1,500.00					
City Manager	TCEQ Training & Exams	3.00	450.00	1,350.00					
051-5-7003-31700	Memberships & Dues		75.00	-320.00	260.00	260.00	75.00	260.00	260.00
Budget Detail									
Budget Code	**Description**	**Units**	**Price**	**Amount**					
City Manager	TWUA Memberships	4.00	65.00	260.00					
051-5-7003-31800	Equipment Rent		197.31	764.94	1,800.00	1,800.00	2,367.35	1,800.00	1,800.00
Budget Detail									
Budget Code	**Description**	**Units**	**Price**	**Amount**					
City Manager	Pump & Hoses	1.00	1,800.00	1,800.00					

			2021 Total Activity	2022 Total Activity	2023 Original Budget	2023 Total Budget (Amended)	2023 YTD Activity	2023 Expected Annual	2024 City Manager Proposed
051-5-7003-32100	State Fees		409.26	511.51	500.00	500.00	30.93		500.00
Budget Detail									
Budget Code	**Description**	**Units**	**Price**	**Amount**					
City Manager	TCEQ Sludge Transport Fees	1.00	500.00	500.00					
051-5-7003-32300	Utilities		35,683.11	28,975.21	28,000.00	29,458.22	23,302.39	29,458.22	34,000.00
Budget Detail									
Budget Code	**Description**	**Units**	**Price**	**Amount**					
City Manager	Budget Reduction	0.00	0.00	-1,940.00					
City Manager	COK-Water Services	12.00	195.00	2,340.00					
City Manager	GEXA-Electric	12.00	2,800.00	33,600.00					
051-5-7003-32400	Laundry		2,860.64	2,049.08	3,000.00	3,000.00	1,257.40	3,000.00	3,000.00
Budget Detail									
Budget Code	**Description**	**Units**	**Price**	**Amount**					
City Manager	City Uniforms Cleaning	12.00	250.00	3,000.00					
051-5-7003-33501	Insurance-Property/Liability		77,786.90	77,379.86	39,541.00	50,857.21	30,040.15	48,757.98	52,082.00
Budget Detail									
Budget Code	**Description**	**Units**	**Price**	**Amount**					
City Manager	Premium Increase Contingecy	0.00	0.00	2,400.00					
City Manager	TML Risk Pool	12.00	1,400.00	16,800.00					
City Manager	Underground Storage Tanks	0.00	0.00	200.00					
City Manager	Windstorm - 13.02% Allocation	0.00	0.00	32,682.00					
	Category: 30 - Services Total:		**152,756.51**	**138,501.66**	**104,303.00**	**122,077.43**	**86,999.70**	**118,391.72**	**123,632.00**
Category: 40 - Repairs									
051-5-7003-41100	Vehicle Maintenance		13,920.71	28,723.74	15,000.00	19,500.00	20,307.13	19,500.00	20,000.00
Budget Detail									
Budget Code	**Description**	**Units**	**Price**	**Amount**					
City Manager	Additional	0.00	0.00	5,000.00					
City Manager	PM on City Vehicles	2.00	100.00	200.00					
City Manager	Repairs on Vehicles	4.00	2,700.00	10,800.00					
City Manager	Tires	8.00	500.00	4,000.00					
051-5-7003-41400	Equipment Maintenance		7,688.59	8,171.66	7,500.00	3,500.00	1,906.06	3,500.00	7,500.00
Budget Detail									
Budget Code	**Description**	**Units**	**Price**	**Amount**					
City Manager	Mobil Jetter Maint.	1.00	5,500.00	5,500.00					
City Manager	Portable Generator Maint.	2.00	500.00	1,000.00					

			2021 Total Activity	2022 Total Activity	2023 Original Budget	2023 Total Budget (Amended)	2023 YTD Activity	2023 Expected Annual	2024 City Manager Proposed
City Manager	Sewer Line Camera Maint.	1.00	1,000.00	1,000.00					
	Category: 40 - Repairs Total:		**21,609.30**	**36,895.40**	**22,500.00**	**23,000.00**	**22,213.19**	**23,000.00**	**27,500.00**
Category: 50 - Maintenance									
051-5-7003-54300	Utility Plant		42,683.91	33,338.48	69,400.00	69,400.00	62,028.29	69,400.00	69,000.00
Budget Detail									
Budget Code	**Description**	**Units**	**Price**	**Amount**					
City Manager	Electrical Repairs for Liftstations	1.00	12,000.00	12,000.00					
City Manager	Liftstation Pumps	3.00	8,000.00	24,000.00					
City Manager	Repairs & Maint.	3.00	11,000.00	33,000.00					
051-5-7003-55104	Sewer Lines & Manholes		61,397.62	51,824.41	61,047.00	51,047.00	31,150.44	51,047.00	61,047.00
Budget Detail									
Budget Code	**Description**	**Units**	**Price**	**Amount**					
City Manager	Sewer Repairs and Manhole Repairs	1.00	61,047.00	61,047.00					
	Category: 50 - Maintenance Total:		**104,081.53**	**85,162.89**	**130,447.00**	**120,447.00**	**93,178.73**	**120,447.00**	**130,047.00**
Category: 70 - Capital Outlay									
051-5-7003-71200	Machinery/Equipment		0.00	0.00	6,000.00	6,000.00	5,762.00	6,000.00	
	Category: 70 - Capital Outlay Total:		**0.00**	**0.00**	**6,000.00**	**6,000.00**	**5,762.00**	**6,000.00**	**0.00**
	Division: 7003 - Sewer Construction Total:		**742,623.91**	**736,888.56**	**773,308.00**	**780,124.21**	**568,979.73**	**714,511.28**	**884,982.00**
	Department : 700 - Waste Water Total:		**2,120,579.10**	**2,290,745.24**	**2,598,443.00**	**2,630,018.88**	**2,030,896.11**	**2,471,182.37**	**2,846,840.00**
Department : 800 - Engineering									
Division: 8000 - Engineering									
Category: 10 - Personnel Services									
051-5-8000-11100	Salaries & Wages		337,022.02	280,464.48	355,867.00	351,164.20	280,159.23	341,701.20	415,248.00
Budget Detail									
Budget Code	**Description**	**Units**	**Price**	**Amount**					
City Manager	(2) Technicians	0.00	0.00	51,511.20					
City Manager	Additional	0.00	0.00	47,135.22					
City Manager	Admin Asst II & Cap Improv Mgr	0.00	0.00	101,379.20					
City Manager	Anniversary Increases	0.00	0.00	6,457.55					
City Manager	Engineer & (2) Eng Asst	0.00	0.00	205,316.80					
City Manager	YE 9 day accrual less PY credit	0.00	0.00	3,448.03					
051-5-8000-11200	Overtime		706.74	925.20	1,164.00	1,684.07	1,288.35	1,684.07	1,187.00
Budget Detail									
Budget Code	**Description**	**Units**	**Price**	**Amount**					
City Manager	Core Budget	0.00	0.00	1,160.00					

			2021 Total Activity	2022 Total Activity	2023 Original Budget	2023 Total Budget (Amended)	2023 YTD Activity	2023 Expected Annual	2024 City Manager Proposed
City Manager	YE 9 day accrual less PY credit	0.00	0.00	27.00					
051-5-8000-11301	Longevity - Non Civil Service		1,383.72	1,098.64	1,565.00	1,565.00	1,117.18	1,353.77	1,824.00
Budget Detail									
Budget Code	**Description**	**Units**	**Price**	**Amount**					
City Manager	30 Years of Service	30.00	60.00	1,800.00					
City Manager	YE 9 day accrual less PY credit	0.00	0.00	24.00					
051-5-8000-11400	Retirement - TMRS		31,470.23	26,767.28	29,455.00	29,455.00	22,939.97	28,666.56	38,287.00
Budget Detail									
Budget Code	**Description**	**Units**	**Price**	**Amount**					
City Manager	Additional	0.00	0.00	3,308.00					
City Manager	Total Salaries @ 9.09%	381,551.81	0.09	34,683.06					
City Manager	YE 9 day accrual less PY credit	0.00	0.00	295.94					
051-5-8000-11500	FICA		29,847.95	23,991.45	27,682.00	27,682.00	20,419.39	25,223.55	32,273.00
Budget Detail									
Budget Code	**Description**	**Units**	**Price**	**Amount**					
City Manager	Additional	0.00	0.00	2,783.00					
City Manager	Total Salaries @ 7.65%	381,551.81	0.08	29,188.71					
City Manager	YE 9 day accrual less PY credit	0.00	0.00	301.29					
051-5-8000-11600	Group Health Insurance		118,875.00	120,366.00	93,192.00	93,192.00	71,761.49	71,761.49	103,075.00
Budget Detail									
Budget Code	**Description**	**Units**	**Price**	**Amount**					
City Manager	(3) EPO Plans	0.00	0.00	37,610.00					
City Manager	(3) PPO Plans	0.00	0.00	65,465.00					
051-5-8000-11700	Workers' Compensation		728.73	741.54	809.00	809.00	613.47	743.81	1,579.00
Budget Detail									
Budget Code	**Description**	**Units**	**Price**	**Amount**					
City Manager	(3) WC Code 8810-Total Salaries divided by :	2,307.39	0.41	946.03					
City Manager	(4) WC Code 8601-Total Salaries divided by :	1,507.13	0.84	1,265.99					
City Manager	Additional	0.00	0.00	693.00					
City Manager	Less Experience Modifier	2,212.02	-0.50	-1,106.01					
City Manager	Less Fund Discount	1,106.01	-0.20	-221.20					
City Manager	Whole Dollar Rounding	0.00	0.00	1.19					
051-5-8000-11800	Unemployment Compensation		2,570.66	227.11	1,769.00	1,769.00	64.84	121.97	602.00

			2021 Total Activity	2022 Total Activity	2023 Original Budget	2023 Total Budget (Amended)	2023 YTD Activity	2023 Expected Annual	2024 City Manager Proposed
Budget Detail									
Budget Code	**Description**	**Units**	**Price**	**Amount**					
City Manager	(7) Employees @ $86	7.00	86.00	602.00					
051-5-8000-12200	Certification Pay		0.00	1,859.86	3,187.00	3,189.58	2,639.05	3,189.58	
051-5-8000-12300	Life Insurance		547.56	484.02	564.00	564.00	445.50	486.90	631.00
Budget Detail									
Budget Code	**Description**	**Units**	**Price**	**Amount**					
City Manager	(3) Max Coverage	3.00	108.00	324.00					
City Manager	Addtional	0.00	0.00	45.00					
City Manager	Base Coverage	121,000.00	0.00	21.78					
City Manager	Base Coverage Rate for remaining 11 month	11.00	21.78	239.58					
City Manager	Whole Dollar Rounding	0.00	0.00	0.64					
051-5-8000-13100	Hazard Pay		1,925.00	0.00	0.00	0.00	0.00		
	Category: 10 - Personnel Services Total:		**525,077.61**	**456,925.58**	**515,254.00**	**511,073.85**	**401,448.47**	**474,932.90**	**594,706.00**
Category: 20 - Supplies									
051-5-8000-21100	Supplies		724.77	1,024.20	1,920.00	1,508.34	1,010.05	1,507.43	1,920.00
Budget Notes									
Budget Code	**Subject**	**Description**							
City Manager	SUPPLIES	Order all office supplies plus miscellaneous hardware used for projects.							
051-5-8000-21200	Uniforms & Personal Wear		35.45	0.00	375.00	295.00	295.00	295.00	375.00
Budget Notes									
Budget Code	**Subject**	**Description**							
City Manager	UNIFORMS & PERSONAL WEAR	Purchase of safety vests, hardhats, gloves and other misc.safety items.							
051-5-8000-21500	Motor Gas & Oil		1,412.70	1,785.06	1,500.00	2,347.66	1,322.09	1,508.64	1,700.00
Budget Notes									
Budget Code	**Subject**	**Description**							
City Manager	MOTOR, GAS & OIL	Unleaded gasoline and oil for engineering van(#800) and truck(#1326).							
Budget Detail									
Budget Code	**Description**	**Units**	**Price**	**Amount**					
City Manager	Gas Allocation	12.00	100.00	1,200.00					
City Manager	Increase Per CM	0.00	0.00	200.00					
City Manager	Oil Allocation	12.00	25.00	300.00					
051-5-8000-21700	Minor Eq/Furniture		2,432.66	230.83	500.00	110.88	110.88	110.88	156.00

		2021 Total Activity	2022 Total Activity	2023 Original Budget	2023 Total Budget (Amended)	2023 YTD Activity	2023 Expected Annual	2024 City Manager Proposed
Budget Notes								
Budget Code	**Subject**	**Description**						
City Manager	MINOR EQ./FURNITURE	For small hand tools(i.e. measuring tapes, drills, hammers, etc.), drafting table chair.						
051-5-8000-22600	Computers & Associated Equip	0.00	67.98	350.00	363.78	363.78	363.78	943.12
Budget Detail								
Budget Code	**Description**	**Units**	**Price**	**Amount**				
City Manager	Core Budget	0.00	0.00	350.00				
City Manager	FY 23-24 One-Time IPad 10th Generation	0.00	0.00	593.12				
	Category: 20 - Supplies Total:	**4,605.58**	**3,108.07**	**4,645.00**	**4,625.66**	**3,101.80**	**3,785.73**	**5,094.12**
Category: 30 - Services								
051-5-8000-31100	Communications	2,091.70	2,796.48	492.00	2,460.27	2,062.37	2,460.27	2,580.00
Budget Notes								
Budget Code	**Subject**	**Description**						
City Manager	COMMUNICATIONS	Dept. requesting and additional $2,100 for department cell phones. FY22-23 budget amount was reduced from three accounts to one account.						
Budget Detail								
Budget Code	**Description**	**Units**	**Price**	**Amount**				
City Manager	Verizon	12.00	215.00	2,580.00				
051-5-8000-31300	Postage & Freight	0.00	187.49	0.00	0.00	0.00		
051-5-8000-31400	Professional Services	0.00	0.00	0.00	78.00	78.00		
Budget Notes								
Budget Code	**Subject**	**Description**						
City Manager	PROFESSIONAL SERVICES	For professional services reagrding surveys & easements.						
051-5-8000-31410	ProfSrv - Sftware Mnt	21,146.27	18,343.21	22,950.00	22,950.00	18,257.14	22,950.00	22,950.00
Budget Notes								
Budget Code	**Subject**	**Description**						
City Manager	PROF SVCS - SOFTWARE MNT	For Autodesk/AutoCAD, ARC Map 10.7.1, Civil 3D 2023, MetroCount software use.						
051-5-8000-31425	Prof. Services-GPS	384.00	384.00	390.00	416.00	352.00	416.00	384.00
Budget Notes								
Budget Code	**Subject**	**Description**						
City Manager	PROF. SERVICES - GPS	GPS services for unit 800 & 1326 dept. vehicles.						
Budget Detail								
Budget Code	**Description**	**Units**	**Price**	**Amount**				
City Manager	GPS Services	12.00	32.00	384.00				

		2021 Total Activity	2022 Total Activity	2023 Original Budget	2023 Total Budget (Amended)	2023 YTD Activity	2023 Expected Annual	2024 City Manager Proposed
051-5-8000-31470	Prof Svcs - Audit Services	3,631.00	2,812.50	6,497.00	6,497.00	3,989.65	6,497.00	6,497.00
051-5-8000-31500	Printing & Publishing	252.20	460.12	750.00	1,200.00	1,050.93	1,200.00	1,000.00

Budget Notes

Budget Code	Subject	Description
City Manager	PRINTING & PUBLISHING	Department is requesting and additional $250 to cover color copy overage costs for KIP and Kyocera printers.

Budget Detail

Budget Code	Description	Units	Price	Amount
City Manager	CM increased funding-Perm	0.00	0.00	250.00
City Manager	Core Budget	0.00	0.00	750.00

051-5-8000-31600	Training & Travel	1,134.72	0.00	0.00	0.00	0.00		
051-5-8000-31660	Training & Travel - Engineering	1,011.33	5,187.70	4,160.00	5,452.71	5,423.71	5,452.71	5,000.00

Budget Notes

Budget Code	Subject	Description
City Manager	TRAINING & TRAVEL - ENGINEERING	To cover travel & training events such as the Water Conference, Wastewater Conference and for training classes/courses to maintain required CEU's.

Budget Detail

Budget Code	Description	Units	Price	Amount
City Manager	CM increased funding-Perm	0.00	0.00	840.00
City Manager	Core Budget	0.00	0.00	4,160.00

051-5-8000-31700	Memberships & Dues	1,161.71	1,318.25	1,650.00	1,170.00	1,170.00	1,170.00	1,650.00

Budget Notes

Budget Code	Subject	Description
City Manager	MEMBERSHIP & DUES	Funds to cover and maintain ASCE, TBPE, TFMA/CFM, TWA and all TCEQ required licenses.

051-5-8000-33501	Insurance-Property/Liability	11,827.29	11,772.93	27,918.00	35,914.09	20,912.58	33,917.24	36,134.00

Budget Detail

Budget Code	Description	Units	Price	Amount
City Manager	Premium Increase Contingency	0.00	0.00	1,500.00
City Manager	TML Risk Pool	12.00	950.00	11,400.00
City Manager	Underground Storage Tanks	0.00	0.00	141.00
City Manager	Windstorm - 9.20% Allocation	0.00	0.00	23,093.00

Category: 30 - Services Total:	**42,640.22**	**43,262.68**	**64,807.00**	**76,138.07**	**53,296.38**	**74,063.22**	**76,195.00**	

		2021 Total Activity	2022 Total Activity	2023 Original Budget	2023 Total Budget (Amended)	2023 YTD Activity	2023 Expected Annual	2024 City Manager Proposed
Category: 40 - Repairs								
051-5-8000-41100	Vehicle Maintenance	813.79	988.25	800.00	1,323.07	1,305.59	1,323.07	1,000.00

Budget Notes

Budget Code	Subject	Description
City Manager	VEHICLE MAINTENANCE	All vehicle maintenance for engineering department van #800 and truck #1326.

Budget Detail

Budget Code	Description	Units	Price	Amount
City Manager	CM increased funding-Perm	0.00	0.00	200.00
City Manager	Core Budget	0.00	0.00	800.00

	2021	2022	2023	2023	2023	2023	2024
Category: 40 - Repairs Total:	**813.79**	**988.25**	**800.00**	**1,323.07**	**1,305.59**	**1,323.07**	**1,000.00**
Category: 60 - Leases							
051-5-8000-64100 Operating Lease	3,444.00	9,713.09	12,944.00	13,285.44	11,161.28	13,285.44	13,290.00

Budget Notes

Budget Code	Subject	Description
City Manager	Lease Information	Kyocera TA-2554CI-C7328 - RVN1804476 39 month lease commenced on 11/19/2021 Last payment 1/19/2025 KIP660 - 14800754 - C7154 39 month leased - cmmenced on 12/10/2020 Last payment 2/10/2024
City Manager	OPERATING LEASE	Funds to cover additional costs for KIP printer, KYOCERA printer, and six work stations.

Budget Detail

Budget Code	Description	Units	Price	Amount
City Manager	Canon Coper/Printer/Scanner	12.00	623.00	7,476.00
City Manager	Enginering Copier	12.00	148.00	1,776.00
City Manager	Workstations	12.00	336.50	4,038.00

	2021	2022	2023	2023	2023	2023	2024
Category: 60 - Leases Total:	**3,444.00**	**9,713.09**	**12,944.00**	**13,285.44**	**11,161.28**	**13,285.44**	**13,290.00**
Division: 8000 - Engineering Total:	**576,581.20**	**513,997.67**	**598,450.00**	**606,446.09**	**470,313.52**	**567,390.36**	**690,285.12**
Department : 800 - Engineering Total:	**576,581.20**	**513,997.67**	**598,450.00**	**606,446.09**	**470,313.52**	**567,390.36**	**690,285.12**

			2021 Total Activity	2022 Total Activity	2023 Original Budget	2023 Total Budget (Amended)	2023 YTD Activity	2023 Expected Annual	2024 City Manager Proposed
Department : 802 - Facilities Maintenance-UF									
Division: 8020 - Facilities Maintenance-UF									
Category: 10 - Personnel Services									
051-5-8020-11100	Salaries & Wages		77,247.41	84,578.16	115,898.00	115,300.76	79,005.10	97,903.46	137,065.00
Budget Detail									
Budget Code	**Description**	**Units**	**Price**	**Amount**					
City Manager	(4) Maint Workers & (1) Service Tech	0.00	0.00	115,651.64					
City Manager	Additional	0.00	0.00	19,030.55					
City Manager	Anniversary Increases	0.00	0.00	1,038.61					
City Manager	YE 9 day accrual less PY credit	0.00	0.00	1,344.20					
051-5-8020-11200	Overtime		77.14	223.31	0.00	538.00	257.31	538.00	
051-5-8020-11301	Longevity - Non-Civil Service		557.77	1,069.02	1,505.00	1,505.00	1,022.26	1,213.77	1,470.00
Budget Detail									
Budget Code	**Description**	**Units**	**Price**	**Amount**					
City Manager	24 Years of Service	24.00	60.00	1,440.00					
City Manager	YE 9 day accrual	0.00	0.00	30.00					
051-5-8020-11400	Retirement - TMRS		3,937.32	7,958.50	9,555.00	9,555.00	6,512.38	7,593.29	12,581.00
Budget Detail									
Budget Code	**Description**	**Units**	**Price**	**Amount**					
City Manager	Additional	0.00	0.00	1,414.00					
City Manager	Total Salaries @ 9.09%	121,599.80	0.09	11,053.42					
City Manager	YE 9 day accrual less PY credit	0.00	0.00	113.58					
051-5-8020-11500	FICA		6,231.97	7,457.68	8,980.00	8,980.00	5,993.48	6,972.71	10,600.00
Budget Detail									
Budget Code	**Description**	**Units**	**Price**	**Amount**					
City Manager	Additional	0.00	0.00	1,190.00					
City Manager	Total Salaries @ 7.65%	121,599.80	0.08	9,302.38					
City Manager	YE 9 day accrual less PY credit	0.00	0.00	107.62					
051-5-8020-11600	Group Health Insurance		8,734.45	15,423.00	12,565.00	12,565.00	10,276.89	10,276.89	13,769.00
Budget Detail									
Budget Code	**Description**	**Units**	**Price**	**Amount**					
City Manager	(1) EPO Plan	0.00	0.00	7,090.00					
City Manager	(1) HMO Plan	0.00	0.00	6,679.00					
051-5-8020-11700	Workers' Compensation		1,612.99	2,227.68	2,584.00	2,584.00	1,700.84	1,907.96	4,846.00

			2021 Total Activity	2022 Total Activity	2023 Original Budget	2023 Total Budget (Amended)	2023 YTD Activity	2023 Expected Annual	2024 City Manager Proposed
Budget Detail									
Budget Code	**Description**	**Units**	**Price**	**Amount**					
City Manager	(5) WC Code 9015-Total Salaries divided by :	1,216.00	5.52	6,712.32					
City Manager	Additional	0.00	0.00	2,161.00					
City Manager	Less Experience Modifier	6,712.32	-0.50	-3,356.16					
City Manager	Less Fund Discount	3,356.16	-0.20	-671.23					
City Manager	Whole Dollar Rounding	0.00	0.00	0.07					
051-5-8020-11800	Unemployment Compensation		1,501.77	72.46	1,264.00	1,264.00	39.54	93.57	430.00
Budget Detail									
Budget Code	**Description**	**Units**	**Price**	**Amount**					
City Manager	(5) Employees @ $86	5.00	86.00	430.00					
051-5-8020-12300	Life Insurance		49.68	99.36	61.00	120.24	110.16	120.24	143.00
Budget Detail									
Budget Code	**Description**	**Units**	**Price**	**Amount**					
City Manager	Additional	0.00	0.00	17.00					
City Manager	Base Coverage	58,000.00	0.00	10.44					
City Manager	Base Coverage Rate for remaining 11 month	11.00	10.44	114.84					
City Manager	Whole Dollar Rounding	0.00	0.00	0.72					
051-5-8020-13100	Hazard Pay		1,350.00	0.00	0.00	0.00	0.00		
Category: 10 - Personnel Services Total:			**101,300.50**	**119,109.17**	**152,412.00**	**152,412.00**	**104,917.96**	**126,619.89**	**180,904.00**
Division: 8020 - Facilities Maintenance-UF Total:			**101,300.50**	**119,109.17**	**152,412.00**	**152,412.00**	**104,917.96**	**126,619.89**	**180,904.00**
Department : 802 - Facilities Maintenance-UF Total:			**101,300.50**	**119,109.17**	**152,412.00**	**152,412.00**	**104,917.96**	**126,619.89**	**180,904.00**
Expense Total:			**10,890,296.34**	**10,946,415.38**	**10,520,355.24**	**10,547,862.24**	**8,015,000.22**	**10,327,613.62**	**11,476,077.12**
Fund: 051 - UTILITY FUND Surplus (Deficit):			**-233,553.17**	**-163,787.73**	**-384,525.24**	**-412,032.24**	**354,758.57**	**128,751.31**	**-734,900.12**
Report Surplus (Deficit):			**-233,553.17**	**-163,787.73**	**-384,525.24**	**-412,032.24**	**354,758.57**	**128,751.31**	**-734,900.12**

FUND 054 – UF CAPITAL PROJECTS FUND SUMMARY

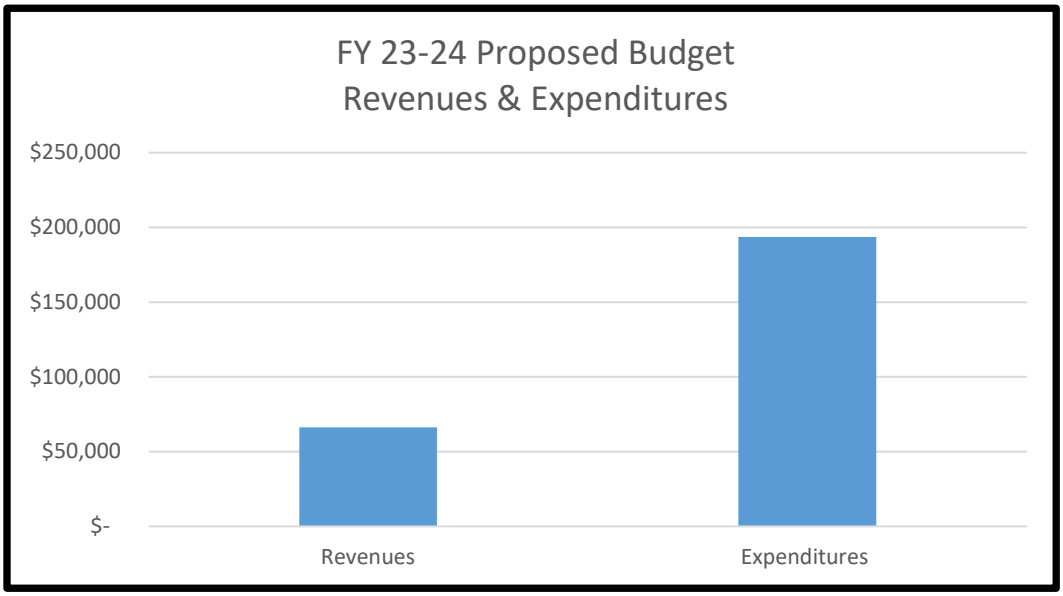

			FY 23-24 Proposed Budget
Revenues			$ 66,249
Expenditures			193,669
Net Revenues over (under) Expenditures			$ (127,420)
Fund Balance			
Beginning Fund Balance - (Unaudited)			$ 205,707
Budgeted Revenues	$	4,249	66,249
Budgeted Transfers In	$	62,000	
Total Budgeted Revenues			66,249
Budgeted Expenditures	$	87,563	
Budgeted Transfers Out		106,106	
Total Budgeted Expenditures			193,669
Estimated Ending Fund Balance 09/30/24			$ 78,287

City of Kingsville, TX

Utility Funds
Account Summary
For Fiscal: 10/2022-09/2023 Period Ending: 09/30/2023

			2021 Total Activity	2022 Total Activity	2023 Original Budget	2023 Total Budget (Amended)	2023 YTD Activity	2023 Expected Annual	2024 City Manager Proposed
Fund: 054 - UF CAPITAL PROJECTS									
Revenue									
Department : 000 - Non-Departmental									
Division: 0000 - Non-Departmental									
RevCategory: 750 - Transfers									
054-4-0000-75010	Transfer From Fund 051		210,136.31	489,066.80	0.00	0.00	0.00		62,000.00
Budget Detail									
Budget Code	**Description**	**Units**	**Price**	**Amount**					
City Manager	Less Debt Service-CO Series 2023-$6.1m Issu	0.00	0.00	374,500.00					
City Manager	Sewer Addtl Revenues	0.00	0.00	-216,000.00					
City Manager	Water Addtl Revenues	0.00	0.00	-220,500.00					
054-4-0000-75086	Transfer from Fund 086		0.00	3,825.00	0.00	0.00	0.00		
	RevCategory: 750 - Transfers Total:		**210,136.31**	**492,891.80**	**0.00**	**0.00**	**0.00**	**0.00**	**62,000.00**
RevCategory: 900 - Interest & Other									
054-4-0000-91503	Interest Income		103.14	402.43	100.00	100.00	3,583.98	4,248.55	4,249.00
Budget Detail									
Budget Code	**Description**	**Units**	**Price**	**Amount**					
City Manager	Based on revenues in FY 22-23	0.00	0.00	-4,249.00					
054-4-0000-94000	Intergovernmental Revenue		370,861.07	2,144.22	0.00	0.00	0.00		
	RevCategory: 900 - Interest & Other Total:		**370,964.21**	**2,546.65**	**100.00**	**100.00**	**3,583.98**	**4,248.55**	**4,249.00**
	Division: 0000 - Non-Departmental Total:		**581,100.52**	**495,438.45**	**100.00**	**100.00**	**3,583.98**	**4,248.55**	**66,249.00**
	Department : 000 - Non-Departmental Total:		**581,100.52**	**495,438.45**	**100.00**	**100.00**	**3,583.98**	**4,248.55**	**66,249.00**
	Revenue Total:		**581,100.52**	**495,438.45**	**100.00**	**100.00**	**3,583.98**	**4,248.55**	**66,249.00**
Expense									
Department : 600 - Water									
Division: 6001 - Water Construction									
Category: 50 - Maintenance									
054-5-6001-54100	Water Line		40,565.37	0.00	0.00	0.00	0.00		
	Category: 50 - Maintenance Total:		**40,565.37**	**0.00**	**0.00**	**0.00**	**0.00**	**0.00**	**0.00**
	Division: 6001 - Water Construction Total:		**40,565.37**	**0.00**	**0.00**	**0.00**	**0.00**	**0.00**	**0.00**

		2021 Total Activity	2022 Total Activity	2023 Original Budget	2023 Total Budget (Amended)	2023 YTD Activity	2023 Expected Annual	2024 City Manager Proposed
Division: 6002 - Water Production								
Category: 30 - Services								
054-5-6002-31400	Professional Services	1,200.00	0.00	0.00	0.00	0.00		
	Category: 30 - Services Total:	**1,200.00**	**0.00**	**0.00**	**0.00**	**0.00**	**0.00**	**0.00**
Category: 50 - Maintenance								
054-5-6002-54300	Utility Plant	18,681.50	0.00	0.00	116,725.78	116,725.78	116,725.78	
	Category: 50 - Maintenance Total:	**18,681.50**	**0.00**	**0.00**	**116,725.78**	**116,725.78**	**116,725.78**	**0.00**
	Division: 6002 - Water Production Total:	**19,881.50**	**0.00**	**0.00**	**116,725.78**	**116,725.78**	**116,725.78**	**0.00**
	Department : 600 - Water Total:	**60,446.87**	**0.00**	**0.00**	**116,725.78**	**116,725.78**	**116,725.78**	**0.00**
Department : 690 - Fund Expense/Transfer								
Division: 6900 - Fund Expense/Transfer								
Category: 80 - Transfers Out								
054-5-6900-80051	Transfer To Fund 051	746,336.20	0.00	0.00	0.00	0.00		
054-5-6900-80066	Transfer to Fund 066	0.00	21,766.00	0.00	0.00	0.00		
054-5-6900-80129	Transfer to Fund 129	0.00	0.00	35,456.00	35,456.00	0.00		
054-5-6900-80130	Transfer to Fund 130	0.00	0.00	68,894.00	68,894.00	51,670.50	68,894.00	106,106.00

Budget Detail

Budget Code	Description	Units	Price	Amount
City Manager	Remaining Cash Match Requirement	0.00	0.00	106,106.00

	Category: 80 - Transfers Out Total:	**746,336.20**	**21,766.00**	**104,350.00**	**104,350.00**	**51,670.50**	**68,894.00**	**106,106.00**
	Division: 6900 - Fund Expense/Transfer Total:	**746,336.20**	**21,766.00**	**104,350.00**	**104,350.00**	**51,670.50**	**68,894.00**	**106,106.00**
	Department : 690 - Fund Expense/Transfer Total:	**746,336.20**	**21,766.00**	**104,350.00**	**104,350.00**	**51,670.50**	**68,894.00**	**106,106.00**

		2021 Total Activity	2022 Total Activity	2023 Original Budget	2023 Total Budget (Amended)	2023 YTD Activity	2023 Expected Annual	2024 City Manager Proposed
Department : 700 - Waste Water								
Division: 7002 - South Plant								
Category: 60 - Leases								
054-5-7002-64200	Capital Lease-Principle	0.00	0.00	73,832.00	74,045.15	74,045.15	74,045.15	76,394.00

Budget Notes

Budget Code	Subject	Description
City Manager	Clarifier Lease Info	Principle 02/18/2023 - $73,831.57 02/18/2024 - $76,393.52 02/18/2025 - $79,044.38 02/18/2026 - $81,787.22 02/18/2027 - $84.625.25

Budget Detail

Budget Code	Description	Units	Price	Amount
City Manager	Lease Payment	0.00	0.00	76,394.00

054-5-7002-64201	Capital Lease-Interest	0.00	0.00	13,731.00	13,517.85	13,516.58	13,516.58	11,169.00

Budget Notes

Budget Code	Subject	Description
City Manager	Leased Interest Info	Interest 02/18/2023 - $13,730.16 02/18/2024 - $11,168.21 02/18/2025 - $8,517.38 02/18/2026 - $5,774.51 02/18/2027 - $2.936.48

Budget Detail

Budget Code	Description	Units	Price	Amount
City Manager	Interest Lease Payment	0.00	0.00	11,169.00

Category: 60 - Leases Total:	**0.00**	**0.00**	**87,563.00**	**87,563.00**	**87,561.73**	**87,561.73**	**87,563.00**
Division: 7002 - South Plant Total:	**0.00**	**0.00**	**87,563.00**	**87,563.00**	**87,561.73**	**87,561.73**	**87,563.00**

		2021 Total Activity	2022 Total Activity	2023 Original Budget	2023 Total Budget (Amended)	2023 YTD Activity	2023 Expected Annual	2024 City Manager Proposed
Division: 7003 - Sewer Construction								
Category: 50 - Maintenance								
054-5-7003-54300	Utility Plant	42,300.00	10,575.00	0.00	0.00	0.00		
	Category: 50 - Maintenance Total:	**42,300.00**	**10,575.00**	**0.00**	**0.00**	**0.00**	**0.00**	**0.00**
	Division: 7003 - Sewer Construction Total:	**42,300.00**	**10,575.00**	**0.00**	**0.00**	**0.00**	**0.00**	**0.00**
	Department : 700 - Waste Water Total:	**42,300.00**	**10,575.00**	**87,563.00**	**87,563.00**	**87,561.73**	**87,561.73**	**87,563.00**
	Expense Total:	**849,083.07**	**32,341.00**	**191,913.00**	**308,638.78**	**255,958.01**	**273,181.51**	**193,669.00**
	Fund: 054 - UF CAPITAL PROJECTS Surplus (Deficit):	**-267,982.55**	**463,097.45**	**-191,813.00**	**-308,538.78**	**-252,374.03**	**-268,932.96**	**-127,420.00**
	Report Surplus (Deficit):	**-267,982.55**	**463,097.45**	**-191,813.00**	**-308,538.78**	**-252,374.03**	**-268,932.96**	**-127,420.00**

CITY OF Kingsville TEXAS

FUND 055 – UF STORM WATER DRAINAGE CAP PROJECTS FUND SUMMARY

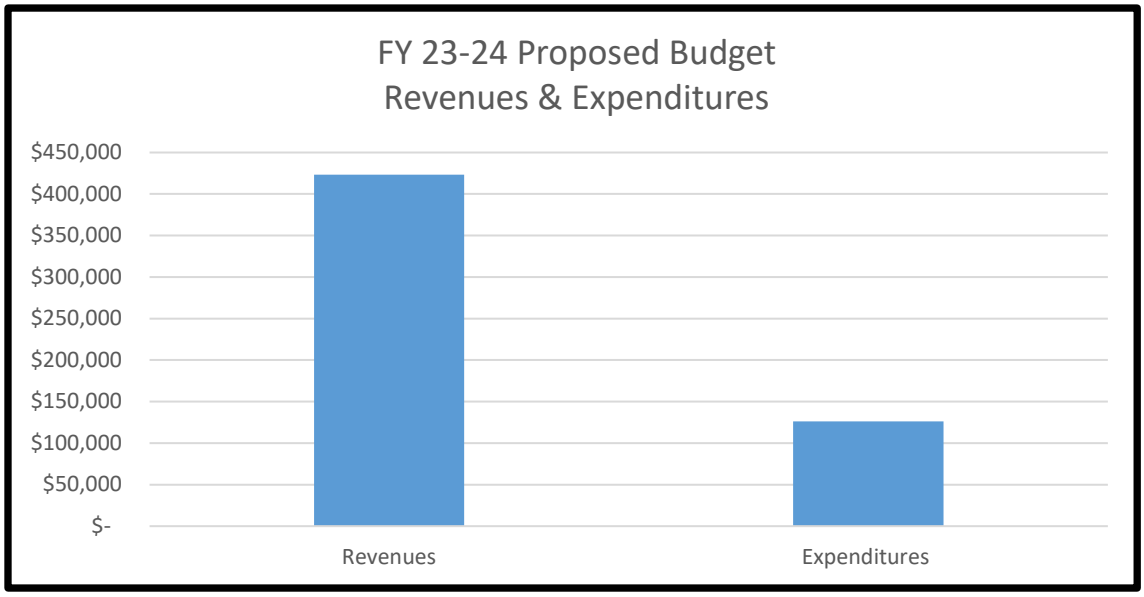

		FY 23-24 Proposed Budget
Revenues		$ 423,224
Expenditures		126,200
Net Revenues over (under) Expenditures		$ 297,024
Fund Balance		
Beginning Fund Balance - (Unaudited)		$ 601,218
Budgeted Revenues		423,224
Budgeted Expenditures	$ 1,200	
Budgeted Transfers Out	125,000	
Total Budgeted Expenditures		126,200
Estimated Ending Fund Balance 09/30/23		$ 898,242

City of Kingsville, TX

Utility Funds
Account Summary
For Fiscal: 10/2022-09/2023 Period Ending: 09/30/2023

		2021 Total Activity	2022 Total Activity	2023 Original Budget	2023 Total Budget (Amended)	2023 YTD Activity	2023 Expected Annual	2024 City Manager Proposed
Fund: 055 - STORMWATER DRAIN CAP PROJ								
Revenue								
Department : 860 - Stormwater								
Division: 8600 - Stormwater								
RevCategory: 800 - Utility Services								
055-4-8600-83100	Storm Water Sales	401,507.40	414,582.67	412,000.00	412,000.00	365,100.40	423,223.25	423,224.00

Budget Detail

Budget Code	Description	Units	Price	Amount
City Manager	Based on revenues in FY 22-23	0.00	0.00	-423,224.00

RevCategory: 800 - Utility Services Total:	**401,507.40**	**414,582.67**	**412,000.00**	**412,000.00**	**365,100.40**	**423,223.25**	**423,224.00**
Division: 8600 - Stormwater Total:	**401,507.40**	**414,582.67**	**412,000.00**	**412,000.00**	**365,100.40**	**423,223.25**	**423,224.00**
Department : 860 - Stormwater Total:	**401,507.40**	**414,582.67**	**412,000.00**	**412,000.00**	**365,100.40**	**423,223.25**	**423,224.00**
Revenue Total:	**401,507.40**	**414,582.67**	**412,000.00**	**412,000.00**	**365,100.40**	**423,223.25**	**423,224.00**
Expense							
Department : 305 - Street							
Division: 3050 - Street							
Category: 50 - Maintenance							
055-5-3050-53100 Drainage	0.00	0.00	513,160.00	513,160.00	380,949.42	355,000.00	
Category: 50 - Maintenance Total:	**0.00**	**0.00**	**513,160.00**	**513,160.00**	**380,949.42**	**355,000.00**	**0.00**
Division: 3050 - Street Total:	**0.00**	**0.00**	**513,160.00**	**513,160.00**	**380,949.42**	**355,000.00**	**0.00**
Department : 305 - Street Total:	**0.00**	**0.00**	**513,160.00**	**513,160.00**	**380,949.42**	**355,000.00**	**0.00**

			2021 Total Activity	2022 Total Activity	2023 Original Budget	2023 Total Budget (Amended)	2023 YTD Activity	2023 Expected Annual	2024 City Manager Proposed
Department : 690 - Fund Expense/Transfer									
Division: 6900 - Fund Expense/Transfer									
Category: 80 - Transfers Out									
055-5-6900-80012	Transfer To Fund 012		292,800.00	111,000.00	125,000.00	125,000.00	93,750.00	125,000.00	125,000.00
Budget Detail									
Budget Code	**Description**	**Units**	**Price**	**Amount**					
City Manager	Taxable CO Series 2021 - $3,358,000 Issue	0.00	0.00	111,000.00					
City Manager	Taxable CO Series 2022 - $399,000 Issue	0.00	0.00	14,000.00					
Category: 80 - Transfers Out Total:			**292,800.00**	**111,000.00**	**125,000.00**	**125,000.00**	**93,750.00**	**125,000.00**	**125,000.00**
Division: 6900 - Fund Expense/Transfer Total:			**292,800.00**	**111,000.00**	**125,000.00**	**125,000.00**	**93,750.00**	**125,000.00**	**125,000.00**
Department : 690 - Fund Expense/Transfer Total:			**292,800.00**	**111,000.00**	**125,000.00**	**125,000.00**	**93,750.00**	**125,000.00**	**125,000.00**
Department : 860 - Stormwater									
Division: 8600 - Stormwater									
Category: 95 - Prior Yr Adjustments									
055-5-8600-95000	Bad Debt		1,187.72	1,893.36	1,200.00	1,200.00	0.00	1,200.00	1,200.00
Budget Detail									
Budget Code	**Description**	**Units**	**Price**	**Amount**					
City Manager	Audit YE Adjustment	0.00	0.00	1,200.00					
Category: 95 - Prior Yr Adjustments Total:			**1,187.72**	**1,893.36**	**1,200.00**	**1,200.00**	**0.00**	**1,200.00**	**1,200.00**
Division: 8600 - Stormwater Total:			**1,187.72**	**1,893.36**	**1,200.00**	**1,200.00**	**0.00**	**1,200.00**	**1,200.00**
Department : 860 - Stormwater Total:			**1,187.72**	**1,893.36**	**1,200.00**	**1,200.00**	**0.00**	**1,200.00**	**1,200.00**
Expense Total:			**293,987.72**	**112,893.36**	**639,360.00**	**639,360.00**	**474,699.42**	**481,200.00**	**126,200.00**
Fund: 055 - STORMWATER DRAIN CAP PROJ Surplus (Deficit):			**107,519.68**	**301,689.31**	**-227,360.00**	**-227,360.00**	**-109,599.02**	**-57,976.75**	**297,024.00**
Report Surplus (Deficit):			**107,519.68**	**301,689.31**	**-227,360.00**	**-227,360.00**	**-109,599.02**	**-57,976.75**	**297,024.00**

CITY OF Kingsville TEXAS

FUND 062 – CO SERIES 2005
FUND SUMMARY

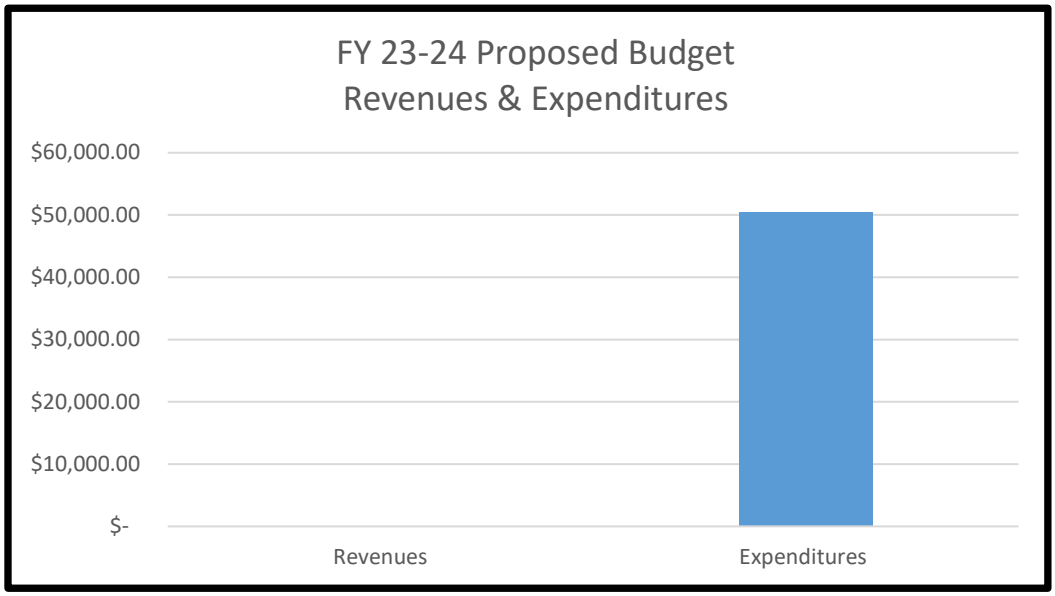

	FY 23-24 Proposed Budget
Revenues	$ 0
Expenditures	50,469
Net Revenues over (under) Expenditures	$ (50,469)
Fund Balance	
Beginning Fund Balance - (Unaudited)	$ 50,469
Budgeted Revenues	0
Budgeted Expenditures	50,469
Estimated Ending Fund Balance 09/30/24	$ 0

City of Kingsville, TX

Utility Funds
Account Summary
For Fiscal: 10/2022-09/2023 Period Ending: 09/30/2023

		2021 Total Activity	2022 Total Activity	2023 Original Budget	2023 Total Budget (Amended)	2023 YTD Activity	2023 Expected Annual	2024 City Manager Proposed
Fund: 062 - CO SERIES 2005 - UTILITY								
Expense								
Department : 690 - Fund Expense/Transfer								
Division: 6900 - Fund Expense/Transfer								
Category: 80 - Transfers Out								
062-5-6900-80051	Transfer to Fund 051	1,137.58	0.00	0.00	0.00	0.00		
Category: 80 - Transfers Out Total:		**1,137.58**	**0.00**	**0.00**	**0.00**	**0.00**	**0.00**	**0.00**
Division: 6900 - Fund Expense/Transfer Total:		**1,137.58**	**0.00**	**0.00**	**0.00**	**0.00**	**0.00**	**0.00**
Department : 690 - Fund Expense/Transfer Total:		**1,137.58**	**0.00**	**0.00**	**0.00**	**0.00**	**0.00**	**0.00**
Department : 700 - Waste Water								
Division: 7001 - North Plant								
Category: 50 - Maintenance								
062-5-7001-54300	Utility Plant	0.00	0.00	0.00	0.00	0.00		50,468.89

Budget Notes

Budget Code	Subject	Description
City Manager	Utility Plant Projects	Could be used for the (4) Submersible Pumps

Budget Detail

Budget Code	Description	Units	Price	Amount
City Manager	To close fund-Project needs to be identified	0.00	0.00	50,468.89

Category: 50 - Maintenance Total:	**0.00**	**0.00**	**0.00**	**0.00**	**0.00**	**0.00**	**50,468.89**
Division: 7001 - North Plant Total:	**0.00**	**0.00**	**0.00**	**0.00**	**0.00**	**0.00**	**50,468.89**
Department : 700 - Waste Water Total:	**0.00**	**0.00**	**0.00**	**0.00**	**0.00**	**0.00**	**50,468.89**
Expense Total:	**1,137.58**	**0.00**	**0.00**	**0.00**	**0.00**	**0.00**	**50,468.89**
Fund: 062 - CO SERIES 2005 - UTILITY Total:	**1,137.58**	**0.00**	**0.00**	**0.00**	**0.00**	**0.00**	**50,468.89**
Report Total:	**1,137.58**	**0.00**	**0.00**	**0.00**	**0.00**	**0.00**	**50,468.89**

FUND 066 – CO SERIES 2011
FUND SUMMARY

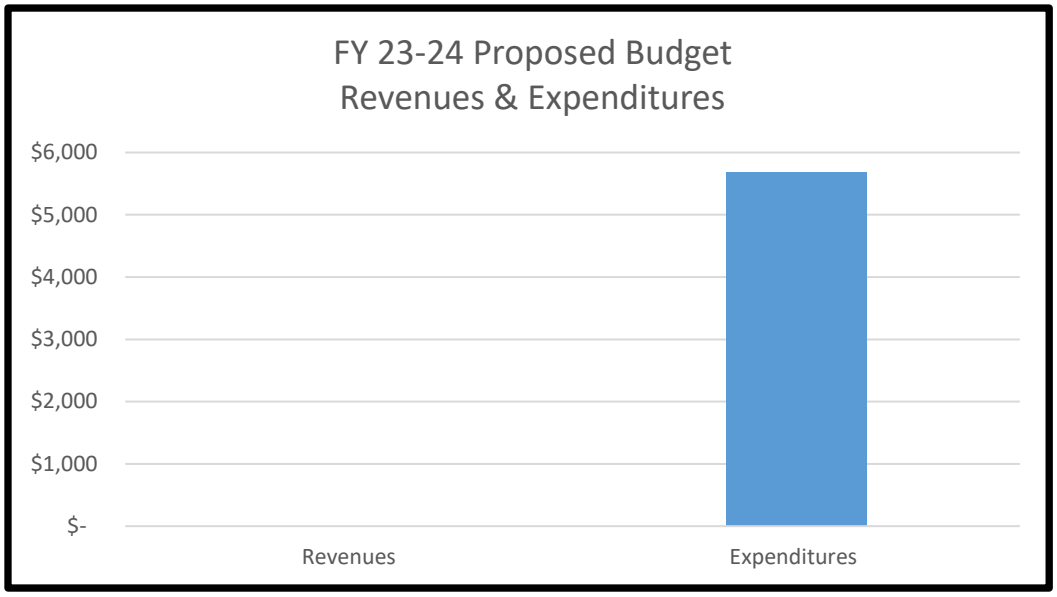

	FY 23-24 Proposed Budget
Revenues	$ 0
Expenditures	5,684
Net Revenues over (under) Expenditures	$ (5,684)
Fund Balance	
Beginning Fund Balance - (Unaudited)	$ 5,684
Budgeted Revenues	0
Budgeted Expenditures	5,684
Estimated Ending Fund Balance 09/30/24	$ (0)

City of Kingsville, TX

Utility Funds
Account Summary
For Fiscal: 10/2022-09/2023 Period Ending: 09/30/2023

		2021 Total Activity	2022 Total Activity	2023 Original Budget	2023 Total Budget (Amended)	2023 YTD Activity	2023 Expected Annual	2024 City Manager Proposed
Fund: 066 - CO SERIES 2011- UTILITY								
Revenue								
Department : 000 - Non-Departmental								
Division: 0000 - Non-Departmental								
RevCategory: 750 - Transfers								
066-4-0000-75010	Transfer from Fund 051	82,905.01	0.00	0.00	0.00	0.00		
066-4-0000-75054	Transfer From Fund 054	0.00	21,766.00	0.00	0.00	0.00		
	RevCategory: 750 - Transfers Total:	**82,905.01**	**21,766.00**	**0.00**	**0.00**	**0.00**	**0.00**	**0.00**
RevCategory: 900 - Interest & Other								
066-4-0000-91520	Interest Earned-Investment	0.01	0.00	0.00	0.00	0.00		
066-4-0000-99700	Gain/Loss on Sale of Assets	0.00	6,800.00	0.00	0.00	0.00		
	RevCategory: 900 - Interest & Other Total:	**0.01**	**6,800.00**	**0.00**	**0.00**	**0.00**	**0.00**	**0.00**
	Division: 0000 - Non-Departmental Total:	**82,905.02**	**28,566.00**	**0.00**	**0.00**	**0.00**	**0.00**	**0.00**
	Department : 000 - Non-Departmental Total:	**82,905.02**	**28,566.00**	**0.00**	**0.00**	**0.00**	**0.00**	**0.00**
	Revenue Total:	**82,905.02**	**28,566.00**	**0.00**	**0.00**	**0.00**	**0.00**	**0.00**
Expense								
Department : 600 - Water								
Division: 6002 - Water Production								
Category: 30 - Services								
066-5-6002-31400	Professional Services	0.00	0.00	0.00	0.00	0.00		5,684.45

Budget Detail

Budget Code	Description	Units	Price	Amount
City Manager	To close this fund	0.00	0.00	5,684.45

	Category: 30 - Services Total:	**0.00**	**0.00**	**0.00**	**0.00**	**0.00**	**0.00**	**5,684.45**

		2021 Total Activity	2022 Total Activity	2023 Original Budget	2023 Total Budget (Amended)	2023 YTD Activity	2023 Expected Annual	2024 City Manager Proposed
Category: 70 - Capital Outlay								
066-5-6002-71100	Vehicle	0.00	0.00	0.00	31,232.25	31,232.25	31,232.25	
	Category: 70 - Capital Outlay Total:	**0.00**	**0.00**	**0.00**	**31,232.25**	**31,232.25**	**31,232.25**	**0.00**
	Division: 6002 - Water Production Total:	**0.00**	**0.00**	**0.00**	**31,232.25**	**31,232.25**	**31,232.25**	**5,684.45**
	Department : 600 - Water Total:	**0.00**	**0.00**	**0.00**	**31,232.25**	**31,232.25**	**31,232.25**	**5,684.45**
	Expense Total:	**0.00**	**0.00**	**0.00**	**31,232.25**	**31,232.25**	**31,232.25**	**5,684.45**
	Fund: 066 - CO SERIES 2011- UTILITY Surplus (Deficit):	**82,905.02**	**28,566.00**	**0.00**	**-31,232.25**	**-31,232.25**	**-31,232.25**	**-5,684.45**
	Report Surplus (Deficit):	**82,905.02**	**28,566.00**	**0.00**	**-31,232.25**	**-31,232.25**	**-31,232.25**	**-5,684.45**

CITY OF Kingsville TEXAS

FUND 068 – CO SERIES 2013 - DRAINAGE FUND SUMMARY

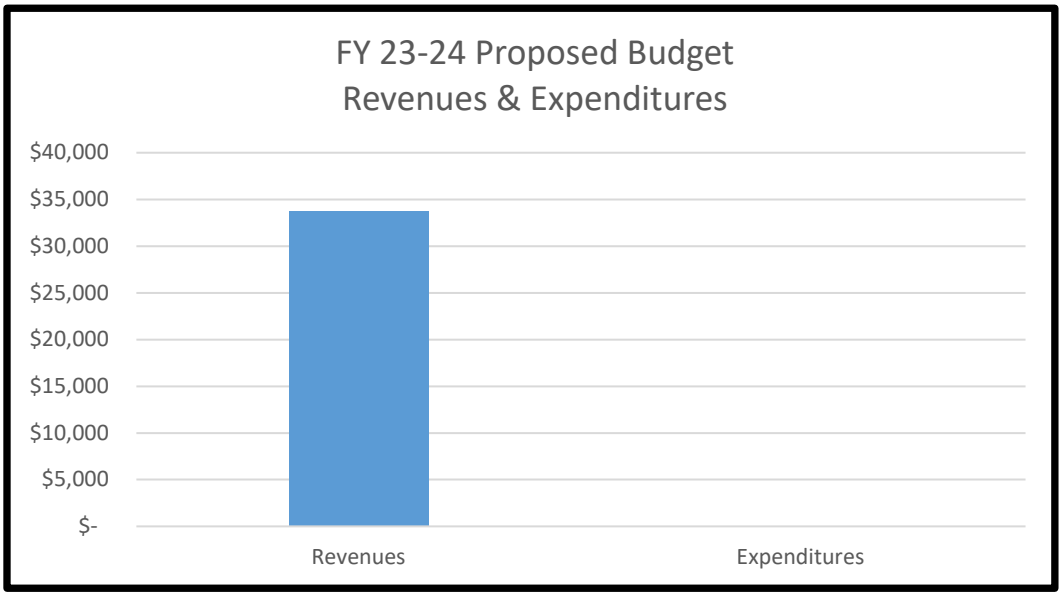

	FY 23-24 Propsed Budget
Revenues	$ 33,709
Expenditures	0
Net Revenues over (under) Expenditures	$ 33,709
Fund Balance	
Beginning Fund Balance - (Unaudited)	$ 685,577
Budgeted Revenues	33,709
Budgeted Expenditures	0
Estimated Ending Fund Balance 09/30/24	$ 719,286

City of Kingsville, TX

Utility Funds
Account Summary
For Fiscal: 10/2022-09/2023 Period Ending: 09/30/2023

		2021 Total Activity	2022 Total Activity	2023 Original Budget	2023 Total Budget (Amended)	2023 YTD Activity	2023 Expected Annual	2024 City Manager Proposed
Fund: 068 - CO SERIES 2013- DRAINAGE								
Revenue								
Department : 000 - Non-Departmental								
Division: 0000 - Non-Departmental								
RevCategory: 900 - Interest & Other								
068-4-0000-91501	Interest-TX Class CO 2013 Stor...	0.00	6,127.00	300.00	300.00	28,440.87	33,708.88	33,708.88
Budget Detail								
Budget Code	**Description**	**Units**	**Price**	**Amount**				
City Manager	Based on revenues in FY 22-23	0.00	0.00	-33,708.88				
068-4-0000-91520	Interest Earned-Investment	2,736.59	1,007.15	0.00	0.00	0.15	0.15	
	RevCategory: 900 - Interest & Other Total:	**2,736.59**	**7,134.15**	**300.00**	**300.00**	**28,441.02**	**33,709.03**	**33,708.88**
	Division: 0000 - Non-Departmental Total:	**2,736.59**	**7,134.15**	**300.00**	**300.00**	**28,441.02**	**33,709.03**	**33,708.88**
	Department : 000 - Non-Departmental Total:	**2,736.59**	**7,134.15**	**300.00**	**300.00**	**28,441.02**	**33,709.03**	**33,708.88**
	Revenue Total:	**2,736.59**	**7,134.15**	**300.00**	**300.00**	**28,441.02**	**33,709.03**	**33,708.88**
Expense								
Department : 305 - Street								
Division: 3050 - Street								
Category: 30 - Services								
068-5-3050-31400	Professional Services	0.00	18,600.50	0.00	0.00	0.00		
	Category: 30 - Services Total:	**0.00**	**18,600.50**	**0.00**	**0.00**	**0.00**	**0.00**	**0.00**
Category: 50 - Maintenance								
068-5-3050-53100	Drainage	12,567.38	582,050.00	0.00	30,700.00	30,700.00	30,700.00	
	Category: 50 - Maintenance Total:	**12,567.38**	**582,050.00**	**0.00**	**30,700.00**	**30,700.00**	**30,700.00**	**0.00**
	Division: 3050 - Street Total:	**12,567.38**	**600,650.50**	**0.00**	**30,700.00**	**30,700.00**	**30,700.00**	**0.00**
	Department : 305 - Street Total:	**12,567.38**	**600,650.50**	**0.00**	**30,700.00**	**30,700.00**	**30,700.00**	**0.00**
Department : 690 - Fund Expense/Transfer								
Division: 6900 - Fund Expense/Transfer								
Category: 80 - Transfers Out								
068-5-6900-80100	Transfer to Fund 100	0.00	0.00	200,000.00	200,000.00	200,000.00	200,000.00	
068-5-6900-80113	Transfer to Fund 113	0.00	73,668.00	0.00	0.00	0.00		

		2021 Total Activity	2022 Total Activity	2023 Original Budget	2023 Total Budget (Amended)	2023 YTD Activity	2023 Expected Annual	2024 City Manager Proposed
068-5-6900-80116	Transfer to Fund 116	44,000.00	0.00	0.00	0.00	0.00		
068-5-6900-80117	Transfer to Fund 117	44,000.00	0.00	0.00	0.00	0.00		
068-5-6900-80118	Transfer to Fund 118	44,000.00	0.00	0.00	0.00	0.00		
068-5-6900-80119	Transfer to Fund 119	44,000.00	0.00	0.00	0.00	0.00		
068-5-6900-80122	Transfer to Fund 122	0.00	366,787.00	0.00	0.00	0.00		
	Category: 80 - Transfers Out Total:	**176,000.00**	**440,455.00**	**200,000.00**	**200,000.00**	**200,000.00**	**200,000.00**	**0.00**
	Division: 6900 - Fund Expense/Transfer Total:	**176,000.00**	**440,455.00**	**200,000.00**	**200,000.00**	**200,000.00**	**200,000.00**	**0.00**
	Department : 690 - Fund Expense/Transfer Total:	**176,000.00**	**440,455.00**	**200,000.00**	**200,000.00**	**200,000.00**	**200,000.00**	**0.00**
	Expense Total:	**188,567.38**	**1,041,105.50**	**200,000.00**	**230,700.00**	**230,700.00**	**230,700.00**	**0.00**
	Fund: 068 - CO SERIES 2013- DRAINAGE Surplus (Deficit):	**-185,830.79**	**-1,033,971.35**	**-199,700.00**	**-230,400.00**	**-202,258.98**	**-196,990.97**	**33,708.88**
	Report Surplus (Deficit):	**-185,830.79**	**-1,033,971.35**	**-199,700.00**	**-230,400.00**	**-202,258.98**	**-196,990.97**	**33,708.88**

CITY OF Kingsville TEXAS

FUND 084 – DEAAG GRANT
FUND SUMMARY

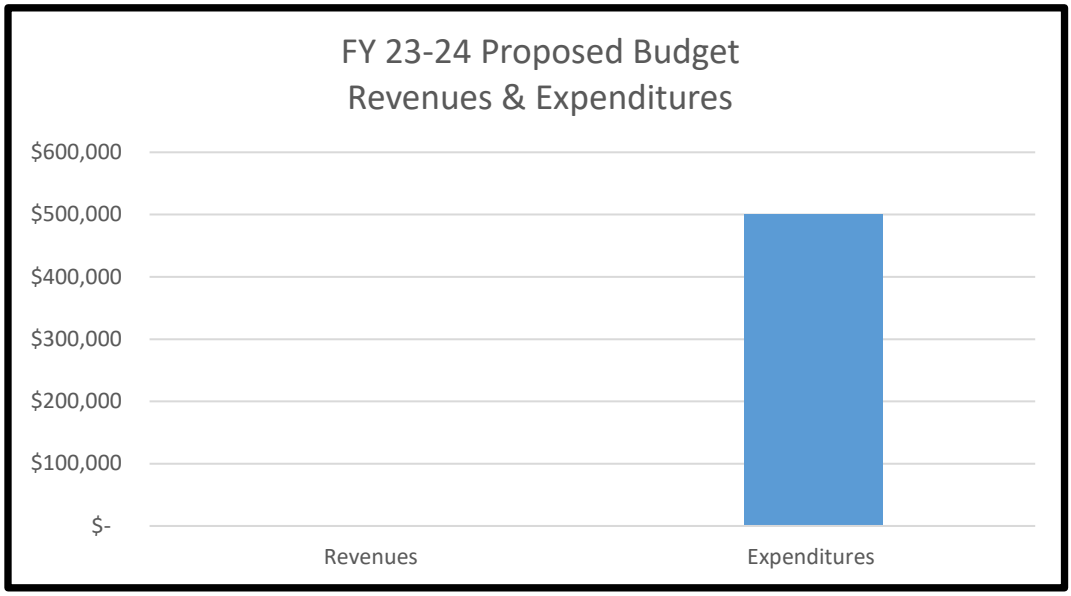

	FY 23-24 Proposed Budget
Revenues	$ 0
Expenditures	500,000
Net Revenues over (under) Expenditures	$ (500,000)
Fund Balance	
Beginning Fund Balance - (Unaudited)	$ 507,500
Budgeted Revenues -Transfers In	0
Budgeted Expenditures	500,000
Estimated Ending Fund Balance 09/30/24	$ 7,500

City of Kingsville, TX

Utility Funds
Account Summary
For Fiscal: 10/2022-09/2023 Period Ending: 09/30/2023

		2021 Total Activity	2022 Total Activity	2023 Original Budget	2023 Total Budget (Amended)	2023 YTD Activity	2023 Expected Annual	2024 City Manager Proposed
Fund: 084 - DEAAG/WWTP GRANT FUND								
Revenue								
Department : 000 - Non-Departmental								
Division: 0000 - Non-Departmental								
RevCategory: 750 - Transfers								
084-4-0000-75010	Transfer from Fund 051	907,500.00	0.00	0.00	0.00	0.00		
	RevCategory: 750 - Transfers Total:	**907,500.00**	**0.00**	**0.00**	**0.00**	**0.00**	**0.00**	**0.00**
	Division: 0000 - Non-Departmental Total:	**907,500.00**	**0.00**	**0.00**	**0.00**	**0.00**	**0.00**	**0.00**
	Department : 000 - Non-Departmental Total:	**907,500.00**	**0.00**	**0.00**	**0.00**	**0.00**	**0.00**	**0.00**
	Revenue Total:	**907,500.00**	**0.00**	**0.00**	**0.00**	**0.00**	**0.00**	**0.00**
Expense								
Department : 600 - Water								
Division: 6001 - Water Construction								
Category: 50 - Maintenance								
084-5-6001-54300	Utility Plant	0.00	0.00	500,000.00	500,000.00	0.00		500,000.00
	Category: 50 - Maintenance Total:	**0.00**	**0.00**	**500,000.00**	**500,000.00**	**0.00**	**0.00**	**500,000.00**
	Division: 6001 - Water Construction Total:	**0.00**	**0.00**	**500,000.00**	**500,000.00**	**0.00**	**0.00**	**500,000.00**
	Department : 600 - Water Total:	**0.00**	**0.00**	**500,000.00**	**500,000.00**	**0.00**	**0.00**	**500,000.00**
Department : 690 - Fund Expense/Transfer								
Division: 6900 - Fund Expense/Transfer								
Category: 80 - Transfers Out								
084-5-6900-80051	Transfer to Fund 051	0.00	400,000.00	0.00	0.00	0.00		
	Category: 80 - Transfers Out Total:	**0.00**	**400,000.00**	**0.00**	**0.00**	**0.00**	**0.00**	**0.00**
	Division: 6900 - Fund Expense/Transfer Total:	**0.00**	**400,000.00**	**0.00**	**0.00**	**0.00**	**0.00**	**0.00**
	Department : 690 - Fund Expense/Transfer Total:	**0.00**	**400,000.00**	**0.00**	**0.00**	**0.00**	**0.00**	**0.00**
	Expense Total:	**0.00**	**400,000.00**	**500,000.00**	**500,000.00**	**0.00**	**0.00**	**500,000.00**
	Fund: 084 - DEAAG/WWTP GRANT FUND Surplus (Deficit):	**907,500.00**	**-400,000.00**	**-500,000.00**	**-500,000.00**	**0.00**	**0.00**	**-500,000.00**
	Report Surplus (Deficit):	**907,500.00**	**-400,000.00**	**-500,000.00**	**-500,000.00**	**0.00**	**0.00**	**-500,000.00**

FUND 106 – VEHICLE REPLACEMENT
FLEET MGMT-PW UF

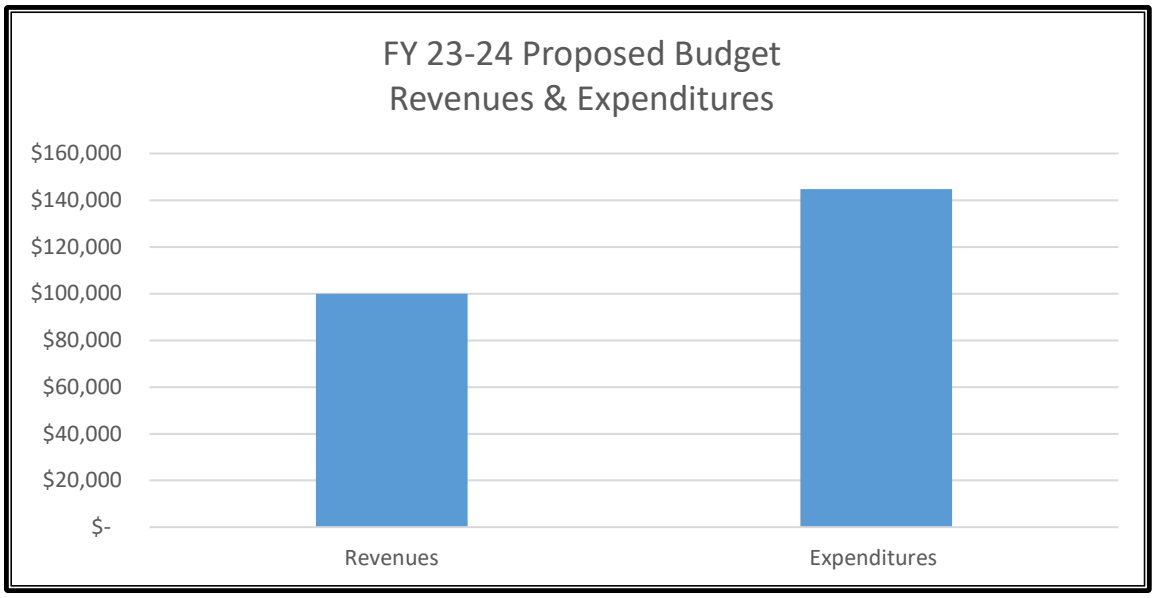

			FY 23-24 Proposed Budget
Revenues			$ 100,000
Expenditures			144,820
Net Revenues over (under) Expenditures			$ (44,820)
Fund Balance			
Beginning Fund Balance - (Unaudited)			$ 44,821
Budgeted Revenues - Transfers In			100,000
Budgeted Expenditures	$	144,820	
Budgeted Tramsfers Out		0	
Budgeted Expenditures			144,820
Estimated Ending Fund Balance 09/30/24			$ 1

City of Kingsville, TX

Utility Funds
Account Summary
For Fiscal: 10/2022-09/2023 Period Ending: 09/30/2023

		2021 Total Activity	2022 Total Activity	2023 Original Budget	2023 Total Budget (Amended)	2023 YTD Activity	2023 Expected Annual	2024 City Manager Proposed
Fund: 106 - VEHICLE REPLACEMENT FLEET MGMT FUND-PW UF								
Revenue								
Department : 000 - Non-Departmental								
Division: 0000 - Non-Departmental								
RevCategory: 750 - Transfers								
106-4-0000-75001	Transfer From Fund 001	10,000.00	10,000.00	10,000.00	10,000.00	7,500.00	10,000.00	
106-4-0000-75010	Transfer from Fund 051	0.00	0.00	89,642.00	89,642.00	67,231.50	89,642.00	100,000.00

Budget Detail

Budget Code	Description	Units	Price	Amount
City Manager	For Capital Lease Fleet Payment	0.00	0.00	-100,000.00

106-4-0000-75039	Transfer from Fund 039	5,261.31	0.00	0.00	0.00	0.00		
	RevCategory: 750 - Transfers Total:	**15,261.31**	**10,000.00**	**99,642.00**	**99,642.00**	**74,731.50**	**99,642.00**	**100,000.00**
	Division: 0000 - Non-Departmental Total:	**15,261.31**	**10,000.00**	**99,642.00**	**99,642.00**	**74,731.50**	**99,642.00**	**100,000.00**
	Department : 000 - Non-Departmental Total:	**15,261.31**	**10,000.00**	**99,642.00**	**99,642.00**	**74,731.50**	**99,642.00**	**100,000.00**
	Revenue Total:	**15,261.31**	**10,000.00**	**99,642.00**	**99,642.00**	**74,731.50**	**99,642.00**	**100,000.00**
Expense								
Department : 220 - Fire								
Division: 2200 - Fire								
Category: 70 - Capital Outlay								
106-5-2200-71100	Vehicle	0.00	0.00	89,642.00	89,642.00	0.00	44,821.00	
	Category: 70 - Capital Outlay Total:	**0.00**	**0.00**	**89,642.00**	**89,642.00**	**0.00**	**44,821.00**	**0.00**
	Division: 2200 - Fire Total:	**0.00**	**0.00**	**89,642.00**	**89,642.00**	**0.00**	**44,821.00**	**0.00**
	Department : 220 - Fire Total:	**0.00**	**0.00**	**89,642.00**	**89,642.00**	**0.00**	**44,821.00**	**0.00**

		2021 Total Activity	2022 Total Activity	2023 Original Budget	2023 Total Budget (Amended)	2023 YTD Activity	2023 Expected Annual	2024 City Manager Proposed
Department : 600 - Water								
Division: 6001 - Water Construction								
Category: 60 - Leases								
106-5-6001-64200	Capital Lease-Principle	0.00	0.00	0.00	0.00	15,194.39		144,820.00

Budget Detail

Budget Code	Description	Units	Price	Amount
City Manager	6 vehicles from FY 22-33	6.00	7,470.00	44,820.00
City Manager	Year 2 Pymt of 5-Fleet Mgt Lease	0.00	0.00	100,000.00

Category: 60 - Leases Total:	**0.00**	**0.00**	**0.00**	**0.00**	**15,194.39**	**0.00**	**144,820.00**
Division: 6001 - Water Construction Total:	**0.00**	**0.00**	**0.00**	**0.00**	**15,194.39**	**0.00**	**144,820.00**
Department : 600 - Water Total:	**0.00**	**0.00**	**0.00**	**0.00**	**15,194.39**	**0.00**	**144,820.00**
Department : 690 - Fund Expense/Transfer							
Division: 6900 - Fund Expense/Transfer							
Category: 80 - Transfers Out							
106-5-6900-80139 Transfer to Fund 139	0.00	0.00	35,261.31	35,261.31	26,445.99	35,261.31	
Category: 80 - Transfers Out Total:	**0.00**	**0.00**	**35,261.31**	**35,261.31**	**26,445.99**	**35,261.31**	**0.00**
Division: 6900 - Fund Expense/Transfer Total:	**0.00**	**0.00**	**35,261.31**	**35,261.31**	**26,445.99**	**35,261.31**	**0.00**
Department : 690 - Fund Expense/Transfer Total:	**0.00**	**0.00**	**35,261.31**	**35,261.31**	**26,445.99**	**35,261.31**	**0.00**
Department : 700 - Waste Water							
Division: 7001 - North Plant							
Category: 60 - Leases							
106-5-7001-64200 Capital Lease-Principle	0.00	0.00	0.00	0.00	1,724.97		
Category: 60 - Leases Total:	**0.00**	**0.00**	**0.00**	**0.00**	**1,724.97**	**0.00**	**0.00**
Division: 7001 - North Plant Total:	**0.00**	**0.00**	**0.00**	**0.00**	**1,724.97**	**0.00**	**0.00**
Department : 700 - Waste Water Total:	**0.00**	**0.00**	**0.00**	**0.00**	**1,724.97**	**0.00**	**0.00**
Expense Total:	**0.00**	**0.00**	**124,903.31**	**124,903.31**	**43,365.35**	**80,082.31**	**144,820.00**
Fund: 106 - VEHICLE REPLACEMENT FLEET MGMT FUND-PW UF Surpl...	**15,261.31**	**10,000.00**	**-25,261.31**	**-25,261.31**	**31,366.15**	**19,559.69**	**-44,820.00**
Report Surplus (Deficit):	**15,261.31**	**10,000.00**	**-25,261.31**	**-25,261.31**	**31,366.15**	**19,559.69**	**-44,820.00**

CITY OF Kingsville TEXAS

FUND 125 – UF ARP STATE/LOCAL FISCAL RECOVERY FUND SUMMARY

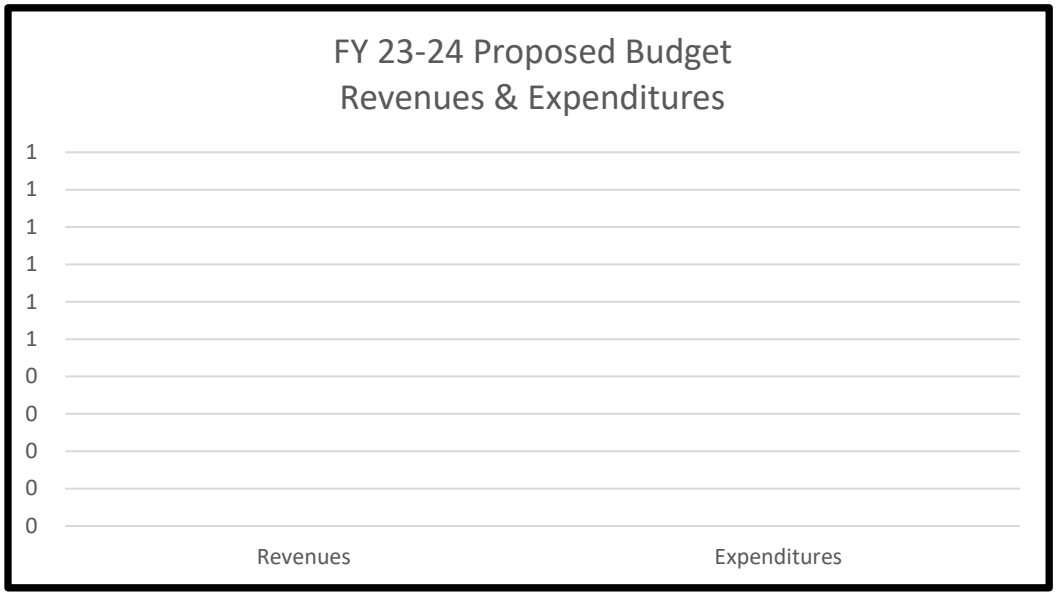

	FY 23-24 Proposed Budget
Revenues	$ 0
Expenditures	0
Net Revenues over (under) Expenditures	$ 0
Fund Balance	
Beginning Fund Balance - (Unaudited)	$ 0
Budgeted Revenues	0
Budgeted Expenditures	0
Estimated Ending Fund Balance 09/30/24	$ 0

City of Kingsville, TX

Utility Funds
Account Summary
For Fiscal: 10/2022-09/2023 Period Ending: 09/30/2023

		2021 Total Activity	2022 Total Activity	2023 Original Budget	2023 Total Budget (Amended)	2023 YTD Activity	2023 Expected Annual	2024 City Manager Proposed
Fund: 125 - UF-ARP STATE & LOCAL FISCAL RECOVERY								
Revenue								
Department : 000 - Non-Departmental								
Division: 0000 - Non-Departmental								
RevCategory: 900 - Interest & Other								
125-4-0000-94000	Intergovernmental Revenue	0.00	576,572.53	0.00	0.00	0.00		
	RevCategory: 900 - Interest & Other Total:	**0.00**	**576,572.53**	**0.00**	**0.00**	**0.00**	**0.00**	**0.00**
	Division: 0000 - Non-Departmental Total:	**0.00**	**576,572.53**	**0.00**	**0.00**	**0.00**	**0.00**	**0.00**
	Department : 000 - Non-Departmental Total:	**0.00**	**576,572.53**	**0.00**	**0.00**	**0.00**	**0.00**	**0.00**
	Revenue Total:	**0.00**	**576,572.53**	**0.00**	**0.00**	**0.00**	**0.00**	**0.00**
Expense								
Department : 103 - City Special								
Division: 1030 - City Special								
Category: 10 - Personnel Services								
125-5-1030-11400	Retirement - TMRS	0.00	1,142.19	0.00	0.00	0.00		
125-5-1030-11500	FICA	0.00	990.68	0.00	0.00	0.00		
125-5-1030-11700	Workers' Compensation	0.00	198.14	0.00	0.00	0.00		
125-5-1030-13100	Hazard Pay	0.00	12,950.00	0.00	0.00	0.00		
	Category: 10 - Personnel Services Total:	**0.00**	**15,281.01**	**0.00**	**0.00**	**0.00**	**0.00**	**0.00**
	Division: 1030 - City Special Total:	**0.00**	**15,281.01**	**0.00**	**0.00**	**0.00**	**0.00**	**0.00**
	Department : 103 - City Special Total:	**0.00**	**15,281.01**	**0.00**	**0.00**	**0.00**	**0.00**	**0.00**
Department : 450 - Parks & Recreation								
Division: 4502 - L.E. Ramey Golf Course Maintenance								
Category: 85 - Department Reductions								
125-5-4502-85000	Department Year End Reductio...	0.00	0.00	0.00	237,623.83	0.00		
	Category: 85 - Department Reductions Total:	**0.00**	**0.00**	**0.00**	**237,623.83**	**0.00**	**0.00**	**0.00**
	Division: 4502 - L.E. Ramey Golf Course Maintenance Total:	**0.00**	**0.00**	**0.00**	**237,623.83**	**0.00**	**0.00**	**0.00**
	Department : 450 - Parks & Recreation Total:	**0.00**	**0.00**	**0.00**	**237,623.83**	**0.00**	**0.00**	**0.00**

		2021 Total Activity	2022 Total Activity	2023 Original Budget	2023 Total Budget (Amended)	2023 YTD Activity	2023 Expected Annual	2024 City Manager Proposed
Department : 600 - Water								
Division: 6001 - Water Construction								
Category: 50 - Maintenance								
125-5-6001-54300	Utility Plant	0.00	0.00	2,362,689.21	1,000,000.00	614,877.79	1,000,000.00	
	Category: 50 - Maintenance Total:	**0.00**	**0.00**	**2,362,689.21**	**1,000,000.00**	**614,877.79**	**1,000,000.00**	**0.00**
Category: 70 - Capital Outlay								
125-5-6001-71300	Building	0.00	0.00	0.00	150,000.00	0.00	150,000.00	
	Category: 70 - Capital Outlay Total:	**0.00**	**0.00**	**0.00**	**150,000.00**	**0.00**	**150,000.00**	**0.00**
	Division: 6001 - Water Construction Total:	**0.00**	**0.00**	**2,362,689.21**	**1,150,000.00**	**614,877.79**	**1,150,000.00**	**0.00**
	Department : 600 - Water Total:	**0.00**	**0.00**	**2,362,689.21**	**1,150,000.00**	**614,877.79**	**1,150,000.00**	**0.00**
Department : 690 - Fund Expense/Transfer								
Division: 6900 - Fund Expense/Transfer								
Category: 80 - Transfers Out								
125-5-6900-80121	Transfer to Fund 121	0.00	0.00	0.00	1,739,923.20	940,036.35	1,739,923.20	
	Category: 80 - Transfers Out Total:	**0.00**	**0.00**	**0.00**	**1,739,923.20**	**940,036.35**	**1,739,923.20**	**0.00**
	Division: 6900 - Fund Expense/Transfer Total:	**0.00**	**0.00**	**0.00**	**1,739,923.20**	**940,036.35**	**1,739,923.20**	**0.00**
	Department : 690 - Fund Expense/Transfer Total:	**0.00**	**0.00**	**0.00**	**1,739,923.20**	**940,036.35**	**1,739,923.20**	**0.00**
Department : 700 - Waste Water								
Division: 7001 - North Plant								
Category: 30 - Services								
125-5-7001-31400	Professional Services	0.00	216,551.52	0.00	30,541.07	34,082.48	234,082.48	
	Category: 30 - Services Total:	**0.00**	**216,551.52**	**0.00**	**30,541.07**	**34,082.48**	**234,082.48**	**0.00**
Category: 50 - Maintenance								
125-5-7001-54300	Utility Plant	0.00	69,700.00	0.00	0.00	0.00		
125-5-7001-55100	Sewer Line	0.00	275,040.00	0.00	0.00	0.00		
	Category: 50 - Maintenance Total:	**0.00**	**344,740.00**	**0.00**	**0.00**	**0.00**	**0.00**	**0.00**
	Division: 7001 - North Plant Total:	**0.00**	**561,291.52**	**0.00**	**30,541.07**	**34,082.48**	**234,082.48**	**0.00**
	Department : 700 - Waste Water Total:	**0.00**	**561,291.52**	**0.00**	**30,541.07**	**34,082.48**	**234,082.48**	**0.00**
	Expense Total:	**0.00**	**576,572.53**	**2,362,689.21**	**3,158,088.10**	**1,588,996.62**	**3,124,005.68**	**0.00**
Fund: 125 - UF-ARP STATE & LOCAL FISCAL RECOVERY Surplus (Defici..		**0.00**	**0.00**	**-2,362,689.21**	**-3,158,088.10**	**-1,588,996.62**	**-3,124,005.68**	**0.00**
	Report Surplus (Deficit):	**0.00**	**0.00**	**-2,362,689.21**	**-3,158,088.10**	**-1,588,996.62**	**-3,124,005.68**	**0.00**

CITY OF Kingsville TEXAS

FUND 127 – UF TAX NOTE SERIES 2022
FUND SUMMARY

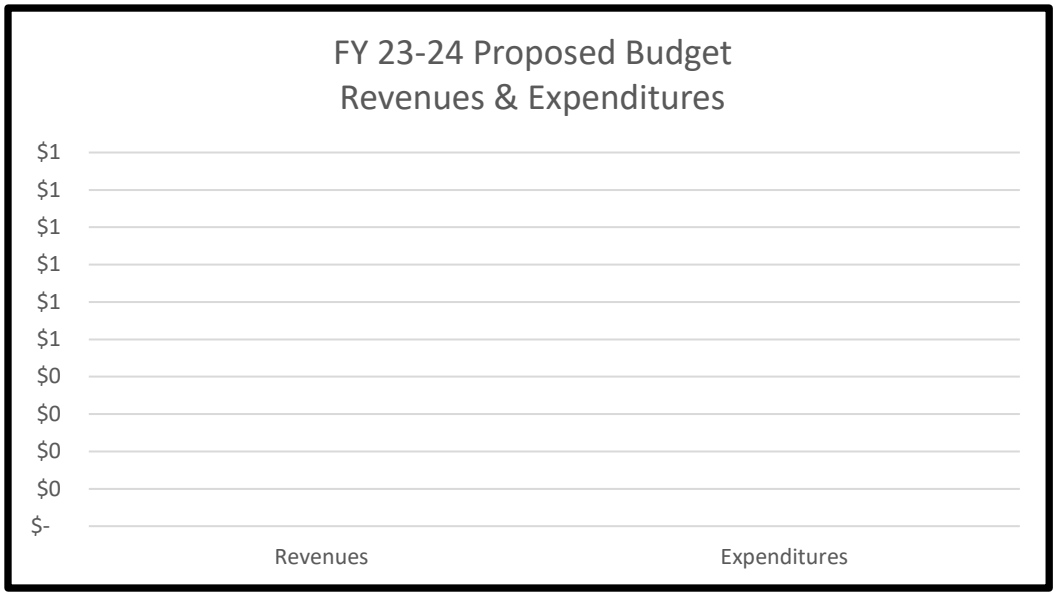

	FY 23-24 Proposed Budget
Revenues	$ 0
Expenditures	0
Net Revenues over (under) Expenditures	$ 0
Fund Balance	
Beginning Fund Balance - (Unaudited)	$ 150
Budgeted Revenues	0
Budgeted Expenditures	0
Estimated Ending Fund Balance 09/30/24	$ 149.76

City of Kingsville, TX

Utility Funds

Account Summary

For Fiscal: 10/2022-09/2023 Period Ending: 09/30/2023

		2021 Total Activity	2022 Total Activity	2023 Original Budget	2023 Total Budget (Amended)	2023 YTD Activity	2023 Expected Annual	2024 City Manager Proposed
Fund: 127 - UF TAX NOTES SERIES 2022								
Revenue								
Department : 000 - Non-Departmental								
Division: 0000 - Non-Departmental								
RevCategory: 750 - Transfers								
127-4-0000-75010	Transfer From Fund 051	0.00	708,148.42	0.00	0.00	0.00		
	RevCategory: 750 - Transfers Total:	**0.00**	**708,148.42**	**0.00**	**0.00**	**0.00**	**0.00**	**0.00**
	Division: 0000 - Non-Departmental Total:	**0.00**	**708,148.42**	**0.00**	**0.00**	**0.00**	**0.00**	**0.00**
	Department : 000 - Non-Departmental Total:	**0.00**	**708,148.42**	**0.00**	**0.00**	**0.00**	**0.00**	**0.00**
	Revenue Total:	**0.00**	**708,148.42**	**0.00**	**0.00**	**0.00**	**0.00**	**0.00**
Expense								
Department : 610 - Ground Maintenance								
Division: 6101 - Ground Maintenance								
Category: 70 - Capital Outlay								
127-5-6101-71200	Machinery/Equipment	0.00	0.00	0.00	92,780.90	92,780.90	92,780.90	
	Category: 70 - Capital Outlay Total:	**0.00**	**0.00**	**0.00**	**92,780.90**	**92,780.90**	**92,780.90**	**0.00**
	Division: 6101 - Ground Maintenance Total:	**0.00**	**0.00**	**0.00**	**92,780.90**	**92,780.90**	**92,780.90**	**0.00**
	Department : 610 - Ground Maintenance Total:	**0.00**	**0.00**	**0.00**	**92,780.90**	**92,780.90**	**92,780.90**	**0.00**
Department : 690 - Fund Expense/Transfer								
Division: 6900 - Fund Expense/Transfer								
Category: 80 - Transfers Out								
127-5-6900-80012	Transfer to Fund 012	0.00	0.00	93,523.76	93,523.76	70,142.82	93,523.76	
	Category: 80 - Transfers Out Total:	**0.00**	**0.00**	**93,523.76**	**93,523.76**	**70,142.82**	**93,523.76**	**0.00**
	Division: 6900 - Fund Expense/Transfer Total:	**0.00**	**0.00**	**93,523.76**	**93,523.76**	**70,142.82**	**93,523.76**	**0.00**
	Department : 690 - Fund Expense/Transfer Total:	**0.00**	**0.00**	**93,523.76**	**93,523.76**	**70,142.82**	**93,523.76**	**0.00**
	Expense Total:	**0.00**	**0.00**	**93,523.76**	**186,304.66**	**162,923.72**	**186,304.66**	**0.00**
	Fund: 127 - UF TAX NOTES SERIES 2022 Surplus (Deficit):	**0.00**	**708,148.42**	**-93,523.76**	**-186,304.66**	**-162,923.72**	**-186,304.66**	**0.00**
	Report Surplus (Deficit):	**0.00**	**708,148.42**	**-93,523.76**	**-186,304.66**	**-162,923.72**	**-186,304.66**	**0.00**

FUND 141 CO SERIES 2023-UF
FUND SUMMARY

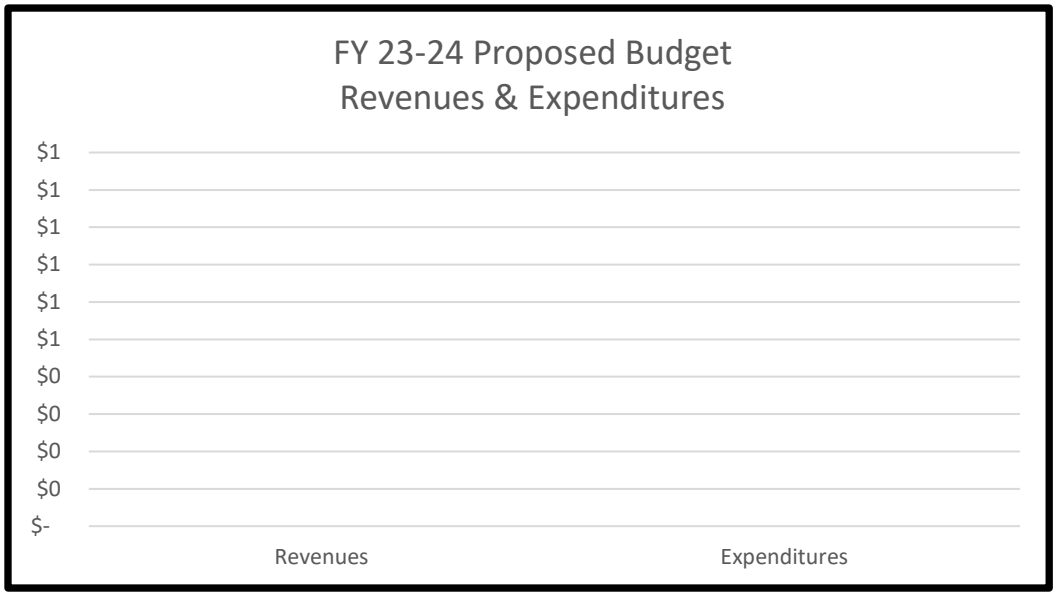

	FY 23-24 Proposed Budget
Revenues	$ 0
Expenditures	0
Net Revenues over (under) Expenditures	$ 0
Fund Balance	
Beginning Fund Balance - (Unaudited)	$ 8,387
Budgeted Revenues	0
Budgeted Expenditures	0
Estimated Ending Fund Balance 09/30/24	$ 8,387

City of Kingsville, TX

Utility Funds
Account Summary
For Fiscal: 10/2022-09/2023 Period Ending: 09/30/2023

		2021 Total Activity	2022 Total Activity	2023 Original Budget	2023 Total Budget (Amended)	2023 YTD Activity	2023 Expected Annual	2024 City Manager Proposed
Fund: 141 - CO SERIES 2023 - UTILITY								
Revenue								
Department : 000 - Non-Departmental								
Division: 0000 - Non-Departmental								
RevCategory: 900 - Interest & Other								
141-4-0000-91503	Interest Income	0.00	0.00	0.00	0.00	17,488.69	8,387.26	
141-4-0000-99500	Bond Proceeds	0.00	0.00	0.00	0.00	6,100,000.00	6,100,000.00	
	RevCategory: 900 - Interest & Other Total:	**0.00**	**0.00**	**0.00**	**0.00**	**6,117,488.69**	**6,108,387.26**	**0.00**
	Division: 0000 - Non-Departmental Total:	**0.00**	**0.00**	**0.00**	**0.00**	**6,117,488.69**	**6,108,387.26**	**0.00**
	Department : 000 - Non-Departmental Total:	**0.00**	**0.00**	**0.00**	**0.00**	**6,117,488.69**	**6,108,387.26**	**0.00**
	Revenue Total:	**0.00**	**0.00**	**0.00**	**0.00**	**6,117,488.69**	**6,108,387.26**	**0.00**
Expense								
Department : 000 - Non-Departmental								
Division: 0000 - Non-Departmental								
Category: 30 - Services								
141-5-0000-31404	PrfSrv-Bond IssueCosts/Fees	0.00	0.00	0.00	0.00	70,000.00	70,000.00	
	Category: 30 - Services Total:	**0.00**	**0.00**	**0.00**	**0.00**	**70,000.00**	**70,000.00**	**0.00**
	Division: 0000 - Non-Departmental Total:	**0.00**	**0.00**	**0.00**	**0.00**	**70,000.00**	**70,000.00**	**0.00**
	Department : 000 - Non-Departmental Total:	**0.00**	**0.00**	**0.00**	**0.00**	**70,000.00**	**70,000.00**	**0.00**
Department : 600 - Water								
Division: 6001 - Water Construction								
Category: 50 - Maintenance								
141-5-6001-54300	Utility Plant	0.00	0.00	0.00	0.00	760,493.75	6,030,000.00	
	Category: 50 - Maintenance Total:	**0.00**	**0.00**	**0.00**	**0.00**	**760,493.75**	**6,030,000.00**	**0.00**
	Division: 6001 - Water Construction Total:	**0.00**	**0.00**	**0.00**	**0.00**	**760,493.75**	**6,030,000.00**	**0.00**
	Department : 600 - Water Total:	**0.00**	**0.00**	**0.00**	**0.00**	**760,493.75**	**6,030,000.00**	**0.00**
	Expense Total:	**0.00**	**0.00**	**0.00**	**0.00**	**830,493.75**	**6,100,000.00**	**0.00**
	Fund: 141 - CO SERIES 2023 - UTILITY Surplus (Deficit):	**0.00**	**0.00**	**0.00**	**0.00**	**5,286,994.94**	**8,387.26**	**0.00**
	Report Surplus (Deficit):	**0.00**	**0.00**	**0.00**	**0.00**	**5,286,994.94**	**8,387.26**	**0.00**

GROUP HEALTH INSURANCE FUND

Fund 138 – Health Insurance Fund

This fund accounts for insurance benefits provided to city employees. The City's health insurance benefit is no longer a self-insured program. The City selected United Health Insurance as it's health provider. This fund is appropriated.

FUND BALANCE BY FUND
INSURANCE FUND

FUND BALANCE - INSURANCE FUND

Fund	Insurance Fund	FY 23-24 Unaudited Estimated Beginning Fund Balance		Proposed Budgeted CM Revenues	Proposed Budgeted CM Expenditures	FY 23-24 Estimated Ending Fund Balance
138	Insurance	**1,893,906.70**		4,273,317.00	4,579,477.00	1,587,746.70
	Totals	**1,893,906.70**		**4,273,317.00**	**4,579,477.00**	**1,587,746.70**

City of Kingsville, TX

Consolidated Insurance Fund - Revenue

Group Summary

For Fiscal: 10/2022-09/2023 Period Ending: 09/30/2023

Sourc...	2021 Total Activity	2022 Total Activity	2023 Original Budget	2023 Total Budget (Amended)	2023 YTD Activity	Defined Budgets 2023 Expected Annual	Defined Budgets 2024 City Manager Proposed
Revenue							
45000 - Insurance Contributions	4,447,849.40	4,569,436.41	3,761,847.96	3,761,847.96	3,140,640.75	2,493,185.00	4,182,829.00
46000 - Stop Loss Reimbursement	704,106.12	120,325.06	0.00	0.00	600.28	0.00	0.00
75001 - Transfer In From Fund 001	53,547.00	0.00	0.00	0.00	0.00	0.00	0.00
75002 - Transfer In from Fund 002	291.00	0.00	0.00	0.00	0.00	0.00	0.00
75010 - Transfer from Fund 051	13,781.00	0.00	0.00	0.00	0.00	0.00	0.00
75098 - Transfer From Fund 098	386.00	0.00	0.00	0.00	0.00	0.00	0.00
91500 - Interest Earned	1,358.48	10,797.94	2,000.00	2,000.00	64,239.63	76,697.03	90,488.00
93000 - Prescription Rebate	0.00	171,220.12	0.00	0.00	202,482.24	202,482.24	0.00
99000 - Miscellaneous	0.50	775.79	0.00	0.00	505.76	0.00	0.00
Revenue Total:	**5,221,319.50**	**4,872,555.32**	**3,763,847.96**	**3,763,847.96**	**3,408,468.66**	**2,772,364.27**	**4,273,317.00**
Report Total:	**5,221,319.50**	**4,872,555.32**	**3,763,847.96**	**3,763,847.96**	**3,408,468.66**	**2,772,364.27**	**4,273,317.00**

City of Kingsville, TX

Consolidated Insurance Fund - Expenditures

Group Summary

For Fiscal: 10/2022-09/2023 Period Ending: 09/30/2023

Objec...	2021 Total Activity	2022 Total Activity	2023 Original Budget	2023 Total Budget (Amended)	2023 YTD Activity	Defined Budgets: 2023 Expected Annual	Defined Budgets: 2024 City Manager Proposed
Expense							
31445 - Prf Svcs-Administrative Fees	197,448.92	95,683.10	1,584.00	18,160.20	19,753.29	18,160.20	0.00
31453 - Prf Svcs-Stop Loss Premiums	632,004.06	704,148.81	0.00	0.00	0.00	0.00	0.00
31467 - COBRA - Admin Fees	0.00	0.00	0.00	821.70	821.70	821.70	0.00
33100 - Subscriptions	0.00	3,930.00	0.00	12,500.00	12,500.00	12,500.00	0.00
33502 - Insurance Premium	0.00	0.00	3,048,555.10	3,048,555.10	2,831,175.56	3,773,895.55	4,579,477.00
37500 - Miscellaneous Bank Expenses	5.00	104.50	105.00	105.00	0.00	0.00	0.00
39000 - Entrust Ins Claims Paid	3,221,643.18	3,075,113.31	700,000.00	682,602.10	465,448.56	456,141.00	0.00
Expense Total:	**4,051,101.16**	**3,878,979.72**	**3,750,244.10**	**3,762,744.10**	**3,329,699.11**	**4,261,518.45**	**4,579,477.00**
Report Total:	**4,051,101.16**	**3,878,979.72**	**3,750,244.10**	**3,762,744.10**	**3,329,699.11**	**4,261,518.45**	**4,579,477.00**

FUND 138 – GROUP HEALTH INSURANCE FUND SUMMARY

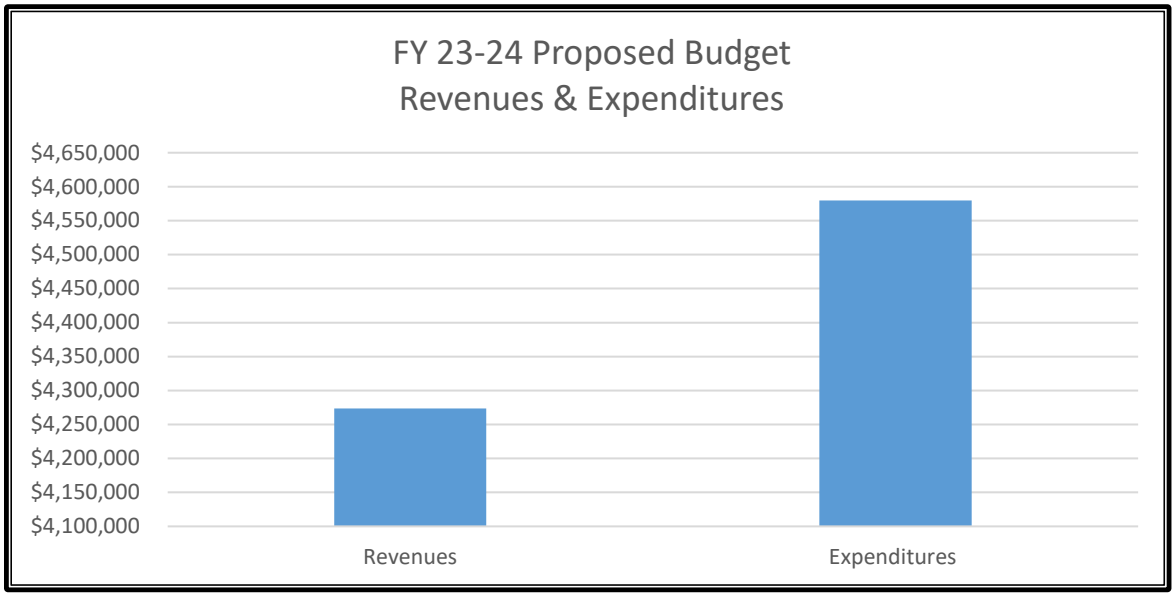

	FY 23-24 Proposed Budget
Revenues	$ 4,273,317
Expenditures	4,579,477
Net Revenues over (under) Expenditures	$ (306,160)
Fund Balance	
Beginning Fund Balance - (Unaudited)	$ 1,893,907
Budgeted Revenues	4,273,317
Budgeted Expenditures	4,579,477
Estimated Ending Fund Balance 09/30/24	$ 1,587,747

City of Kingsville, TX

Insurance Fund
Account Summary
For Fiscal: 10/2022-09/2023 Period Ending: 09/30/2023

		2021 Total Activity	2022 Total Activity	2023 Original Budget	2023 Total Budget (Amended)	2023 YTD Activity	2023 Expected Annual	2024 City Manager Proposed
Fund: 138 - HEALTH INSURANCE FUND								
Revenue								
Department : 000 - Non-Departmental								
Division: 0000 - Non-Departmental								
RevCategory: 450 - Insurance-Contributions								
138-4-0000-45000	Insurance Contributions	4,447,849.40	4,569,436.41	3,761,847.96	3,761,847.96	3,140,640.75	2,493,185.00	4,182,829.00

Budget Detail

Budget Code	Description	Units	Price	Amount
City Manager	EE Contributions	0.00	0.00	-457,140.00
City Manager	ER Contributions From Salary Worksheet	0.00	0.00	-3,725,689.00

RevCategory: 450 - Insurance-Contributions Total:		**4,447,849.40**	**4,569,436.41**	**3,761,847.96**	**3,761,847.96**	**3,140,640.75**	**2,493,185.00**	**4,182,829.00**
RevCategory: 460 - Insurance-Stop Loss								
138-4-0000-46000	Stop Loss Reimbursement	704,106.12	120,325.06	0.00	0.00	600.28		
RevCategory: 460 - Insurance-Stop Loss Total:		**704,106.12**	**120,325.06**	**0.00**	**0.00**	**600.28**	**0.00**	**0.00**
RevCategory: 750 - Transfers								
138-4-0000-75001	Transfer from Fund 001	53,547.00	0.00	0.00	0.00	0.00		
138-4-0000-75002	Transfer from Fund 002	291.00	0.00	0.00	0.00	0.00		
138-4-0000-75010	Transfer from Fund 051	13,781.00	0.00	0.00	0.00	0.00		
138-4-0000-75098	Transfer from Fund 098	386.00	0.00	0.00	0.00	0.00		
RevCategory: 750 - Transfers Total:		**68,005.00**	**0.00**	**0.00**	**0.00**	**0.00**	**0.00**	**0.00**
RevCategory: 900 - Interest & Other								
138-4-0000-91500	Interest Earned	1,358.48	10,797.94	2,000.00	2,000.00	64,239.63	76,697.03	90,488.00
138-4-0000-93000	Prescription Rebate	0.00	171,220.12	0.00	0.00	202,482.24	202,482.24	
138-4-0000-99000	Miscellaneous	0.50	775.79	0.00	0.00	505.76		
RevCategory: 900 - Interest & Other Total:		**1,358.98**	**182,793.85**	**2,000.00**	**2,000.00**	**267,227.63**	**279,179.27**	**90,488.00**
Division: 0000 - Non-Departmental Total:		**5,221,319.50**	**4,872,555.32**	**3,763,847.96**	**3,763,847.96**	**3,408,468.66**	**2,772,364.27**	**4,273,317.00**
Department : 000 - Non-Departmental Total:		**5,221,319.50**	**4,872,555.32**	**3,763,847.96**	**3,763,847.96**	**3,408,468.66**	**2,772,364.27**	**4,273,317.00**
Revenue Total:		**5,221,319.50**	**4,872,555.32**	**3,763,847.96**	**3,763,847.96**	**3,408,468.66**	**2,772,364.27**	**4,273,317.00**

		2021 Total Activity	2022 Total Activity	2023 Original Budget	2023 Total Budget (Amended)	2023 YTD Activity	2023 Expected Annual	2024 City Manager Proposed
Expense								
Department : 180 - Finance								
Division: 1800 - Finance								
Category: 30 - Services								
138-5-1800-31445	Prof Svcs-Administrative Fees	197,448.92	95,683.10	1,584.00	18,160.20	19,753.29	18,160.20	
138-5-1800-31453	Prof Svcs-Stop Loss Premiums	632,004.06	704,148.81	0.00	0.00	0.00		
138-5-1800-31467	COBRA - Admin Fees	0.00	0.00	0.00	821.70	821.70	821.70	
138-5-1800-33100	Subscriptions	0.00	3,930.00	0.00	12,500.00	12,500.00	12,500.00	
138-5-1800-33502	United Healthcare Premiums	0.00	0.00	3,048,555.10	3,048,555.10	2,831,175.56	3,773,895.55	4,579,477.00

Budget Detail

Budget Code	Description	Units	Price	Amount
City Manager	EE Contributions	0.00	0.00	351,958.14
City Manager	ER Contributions	0.00	0.00	3,725,671.00
City Manager	Increase In Premiums (From Ins Fd Bal)	0.00	0.00	501,847.00
City Manager	Whole Dollar Rounding	0.00	0.00	0.86

138-5-1800-37500	Miscellaneous Bank Expenses	5.00	104.50	105.00	105.00	0.00		
138-5-1800-39000	Entrust Ins Claims Paid	3,221,643.18	3,075,113.31	700,000.00	682,602.10	465,448.56	456,141.00	
	Category: 30 - Services Total:	**4,051,101.16**	**3,878,979.72**	**3,750,244.10**	**3,762,744.10**	**3,329,699.11**	**4,261,518.45**	**4,579,477.00**
	Division: 1800 - Finance Total:	**4,051,101.16**	**3,878,979.72**	**3,750,244.10**	**3,762,744.10**	**3,329,699.11**	**4,261,518.45**	**4,579,477.00**
	Department : 180 - Finance Total:	**4,051,101.16**	**3,878,979.72**	**3,750,244.10**	**3,762,744.10**	**3,329,699.11**	**4,261,518.45**	**4,579,477.00**
	Expense Total:	**4,051,101.16**	**3,878,979.72**	**3,750,244.10**	**3,762,744.10**	**3,329,699.11**	**4,261,518.45**	**4,579,477.00**
	Fund: 138 - HEALTH INSURANCE FUND Surplus (Deficit):	**1,170,218.34**	**993,575.60**	**13,603.86**	**1,103.86**	**78,769.55**	**-1,489,154.18**	**-306,160.00**
	Report Surplus (Deficit):	**1,170,218.34**	**993,575.60**	**13,603.86**	**1,103.86**	**78,769.55**	**-1,489,154.18**	**-306,160.00**

CITY OF Kingsville TEXAS